

BROOKINGS

# Afghanistan Index

Tracking Variables of  
Reconstruction & Security in Post-9/11 Afghanistan

Ian S. Livingston and Michael O'Hanlon

August 31, 2011



**Brookings Tracks Reconstruction and Security  
in Afghanistan, Iraq and Pakistan**

**Afghanistan Index »**

<http://www.brookings.edu/afghanistanindex>

**Iraq Index »**

<http://www.brookings.edu/iraqindex>

**Pakistan Index »**

<http://www.brookings.edu/pakistanindex>

# TABLE OF CONTENTS

<b>1</b>	<b>Security Indicators</b>	
1.1	American Troops Deployed to Afghanistan <b>UPDATED 6.30.11</b>	4
1.2	Other Foreign Troops Deployed to Afghanistan <b>UPDATED 8.31.11</b>	4
1.3	Troops Committed to NATO's International Security Assistance Mission (ISAF) by Country <b>UPDATED 8.31.11</b>	5
1.4	Total NATO-ISAF Manpower by Regional Command, Since October 2006	5
1.5	Size of Afghan Security Forces on Duty <b>UPDATED 8.31.11</b>	6
1.6	Afghan Local Police Growth	6
1.7	Annual Growth of Afghan National Army (ANA), by Number of Troops, 2003-Present	6
1.8	Afghan Army Units Partnered with NATO Units	6
1.9	Attrition Rates among Select Afghan National Security Forces	7
1.10	Afghan National Army Basic Rifle Marksmanship Qualification	7
1.11	Afghan National Security Force Recruits Literacy Rates and Training	7
1.12	Afghan National Army and Afghan National Police Ethnicity	7
1.13	Assessment Levels of Afghan National Security Forces <b>UPDATED 6.30.11</b>	8
1.14	Afghan National Army Force Structure Growth	8
1.15	Total Number of Private DoD Contractors in Afghanistan, 2007 through 2011 <b>UPDATED 6.30.11</b>	9
1.16	Number of Private Security Contractors in Afghanistan, 2007 through 2011 <b>UPDATED 6.30.11</b>	9
1.17	Private Contractors Training the Afghan National Army	9
1.18	U.S. Government Civilians in Afghanistan, August 2008-Current	9
1.19	Number of Insurgent Attacks per Week by Type, January 2008-Current <b>UPDATED 6.30.11</b>	10
1.20	Attacks by Afghan Security Forces against Allied Troops	10
1.21	U.S. Special Operations against Taliban	10
1.22	Estimated Number of Assassinations in and Around Kandahar, 2009-2011	10
1.23	U.S. and Coalition Troop Fatalities since October 7, 2001 <b>UPDATED 8.31.11</b>	11
1.24	Cause of Death for U.S. Troops <b>UPDATED 8.31.11</b>	11
1.25	Non-US Coalition Troop Fatalities by Country since October 2001 <b>UPDATED 8.31.11</b>	12
1.26	Proportion of Annual U.S. and Coalition Fatalities by Various Causes <b>UPDATED 8.31.11</b>	12
1.27	U.S. Troops Wounded in Action since October 7, 2001 <b>UPDATED 8.31.11</b>	13
1.28	Private Contractor Deaths in Afghanistan, 2001 through 2010 <b>UPDATED 8.31.11</b>	13
1.29	Afghan National Army (ANA) and Afghan National Police (ANP) Personnel Fatalities, January 2007-Present	14
1.30	Estimated Monthly Violent Civilian Deaths in Afghanistan, 2007-2010	14
1.31	Estimated Yearly Civilian Fatalities as Result of Fighting Between Pro-Government Forces and Armed Opposition Groups (AOG), 2006-2010 <b>UPDATED 7.31.11</b>	15
1.32	Estimated Percentage of Afghan Civilian Fatalities by Group Which Caused, 2006-2011 <b>UPDATED 7.31.11</b>	15
1.33	Journalists Killed in Afghanistan Since 1992 <b>UPDATED 8.31.11</b>	16
1.34	Estimated Number of Internally Displaced Persons (IDPs)	16
1.35	Number of Afghan Asylum Applications, 2001 through 2010	16
1.36	Comparison of Security and Overall Assessments of Key Districts, 2009-2010	17
1.37	Number of U.S. Forward Operating Bases (FOBs) in Afghanistan	17
1.38	Breakdown of the Insurgency in Afghanistan <b>UPDATED 6.30.11</b>	17
1.39	Percentage of Close Air Support Sorties with Weapons Releases	17
1.40	Air Force Intelligence, Surveillance, and Reconnaissance Missions during 2009-2010	18
1.41	Number of Detainees in Afghanistan <b>NEW 6.30.11</b>	18
1.42	Suicide Bombings in Afghanistan, 2007 & 2009	18
1.43	Number of Mine Resistant Ambush Protected (MRAP) Vehicles in Afghanistan	18
1.44	Number of Up Armored HMMWV's Issued to Afghan Army and Police	18
1.45	USAID Funding by Sector, 2009-2010	19
1.46	Appropriated U.S. Funding for Afghanistan Government and Development by Agency, FY 2001-FY 2010	19
1.47	U.S. Troop Morale, Confidence and Stress Indicators in Afghanistan	20
1.48	Indicators for Measuring Progress in Afghanistan, Developed by David Kilcullen	20



## 2 Governance and Rule of Law Indicators

2.1	Afghanistan Population and Demographic Information	21
2.2	Size, Gender, and ethnic Makeup of Afghanistan's Main Legislative Bodies	21
2.3	Prison Population in Afghanistan, 2004-2010	22
2.4	Where Afghans Choose to Take Different Types of Legal Cases	22
2.5	Highest Level Degree Acquired by Judges Responding to a Random Survey	23
2.6	Access to Legal Resources for Judges Responding to a Random Survey	23
2.7	Judges in Kandahar Province <b>UPDATED 6.30.11</b>	23
2.8	Annual Poppy Cultivation in Afghanistan (ha) and Percentage of Global, 1990-2010	24
2.9	Annual Opium Production in Afghanistan (mt) and Percentage of Global, 1990-2010	24
2.10	Opium Poppy Cultivation Levels in Afghanistan (with Top-Producing Provinces), 2004-2010	25
2.11	Monthly Farm-Gate Cost of Dry Opium Since September 2004 (US\$/KG)	25
2.12	Afghanistan's Rank in Reporters Without Borders' Index of Press Freedom, 2002-2010	26
2.13	Afghanistan's Rank in Transparency International's Annual Corruption Perceptions Index	26

## 3 Economic and Quality of Life Indicators

3.1	Annual Inflation	27
3.2	Nominal GDP (Total and Growth), 2003-2012	27
3.3	Pay Charts for Afghan National Security Forces	28
3.4	Pay Charts for Individuals in the Afghan Legal System	29
3.5	Deposits in Commercial Banks in Afghanistan, 2008 and 2009	29
3.6	Comparison of Electricity Supply Sources and Capacity: 1979, 2002, 2007 and 2009	30
3.7	Estimated Number of Telephone Users in Afghanistan by Year, 2002-2010	30
3.8	Estimated Percentage of Afghans with Access to Water/Sanitation Facilities	30
3.9	Education Metrics	31
3.10	Poverty Levels, 2007	31
3.11	Foreign Aid Pledged and Disbursed, 2002-2013	32
3.13	Aid Disbursements from Government Donors and Multilateral Agencies	32
3.13	Aid Channeled Through UN Agencies, International and Local NGOs, ICRC, and the Red Cross/Red Crescent Societies, 2007-2009	33
3.14	Annual Value of Imports and Exports, with Top Trade Partners, 2002-2006	33
3.15	Microfinance Clients, Borrowers and Loan Amounts	33
3.16	Healthcare Metrics	34

## 4 Polling and Public Opinion

4.1-4.6	Afghanistan: Where Things Stand (ABC News/BBC/ARD)	35
4.7-4.8	Afghanistan in 2010: A Survey of the Afghan People (Asia Foundation)	38
4.9-4.12	Afghanistan Public Opinion Survey (International Republican Institute)	39

## 5 Afghanistan Research

5.1	Additional Sources of Information on Afghanistan	41
-----	--	----

For more information please contact Ian Livingston at [ilivingston@brookings.edu](mailto:ilivingston@brookings.edu)

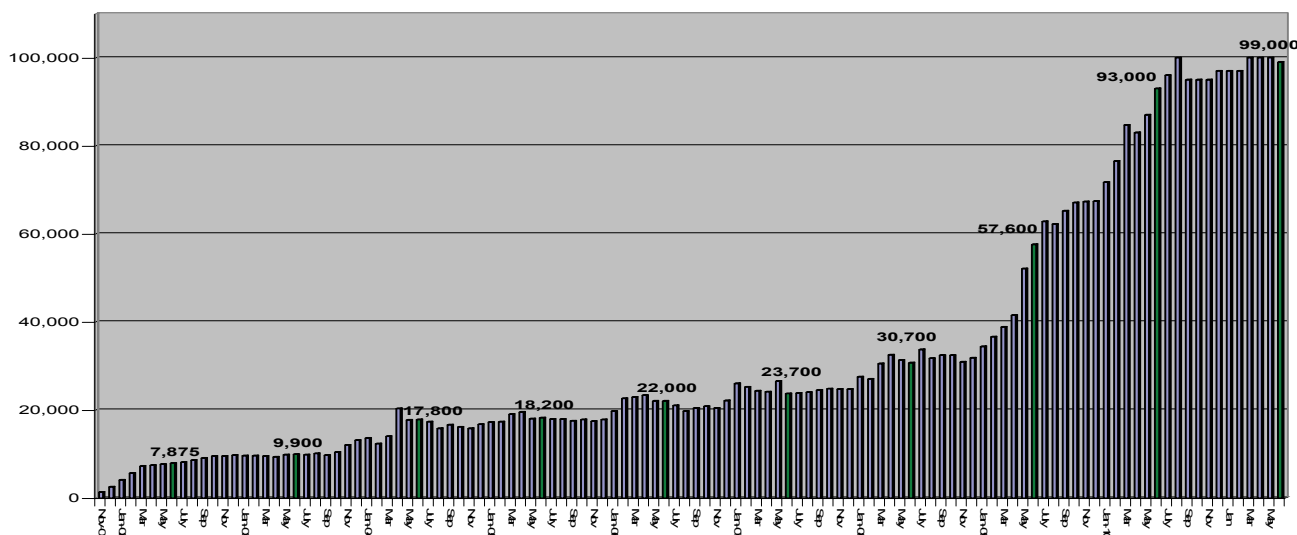
### Note on the Methodology of the Afghanistan Index:

Although the footnotes to the Afghanistan Index document our sources in detail, it is worth noting here a few broad points. The majority of our information comes from the U.S. Government, though we must often analyze it and process it further to show trends over the full period since 2001. Some information comes from foreign journalists on the ground and from nongovernmental organizations; a very modest amount to date comes from Afghan sources. Most tables and charts are straightforward representations of data as we obtain it from the above primary sources, with only modest further analysis and processing required. However, a few graphics, such as those on crime and unemployment rates, require more methodological work (and more assumptions) on our part—and are as a result also perhaps somewhat less precise than most of the tables and charts.

## 1. SECURITY INDICATORS

**FIGURE 1.1**

American Troops Deployed To Afghanistan<sup>1</sup>
















**NOTE:** As of June 2011 there were roughly 99,000 U.S. troops in Afghanistan. These figures include troops under ISAF and Operation Enduring Freedom. For a full order of battle, please see: <http://www.understandingwar.org/reference/afghanistan-order-battle>

**FIGURE 1.2**

Other Foreign Troops Deployed To Afghanistan<sup>2</sup>

Month	Number	Month	Number	Month	Number
February 2002	5,000	August	15,000	March	32,140
March	5,000	September	18,000	April	32,175
April	5,000	October	20,000	June	32,280
May	4,500	November	21,000	July	34,550
June	5,000	December	21,000	October	36,230
September	4,700	January 2007	21,460	December	38,370
April 2003	5,000	March	21,750	February 2010	38,710
September	5,000	April	21,750	March	38,890
April 2004	5,500	May	24,000	April	40,139
June	6,000	July	24,250	June	41,070
August	6,500	September	26,043	July	41,315
September	8,000	October	30,177	August	41,389
October	10,000	December	26,703	October	40,432
November	9,400	February 2008	28,250	November	40,930
December	8,500	April	28,000	December	41,730
January 2005	9,000	June	29,350	February 2011	41,893
February	8,000	September	29,810	March	42,203
June	8,000	October	30,100	May	42,400
August	10,500	November	31,150	June	42,381
December	9,000	December	31,400	August	40,697
May 2006	9,000	January 2009	31,880		
June	9,700	February	31,520		

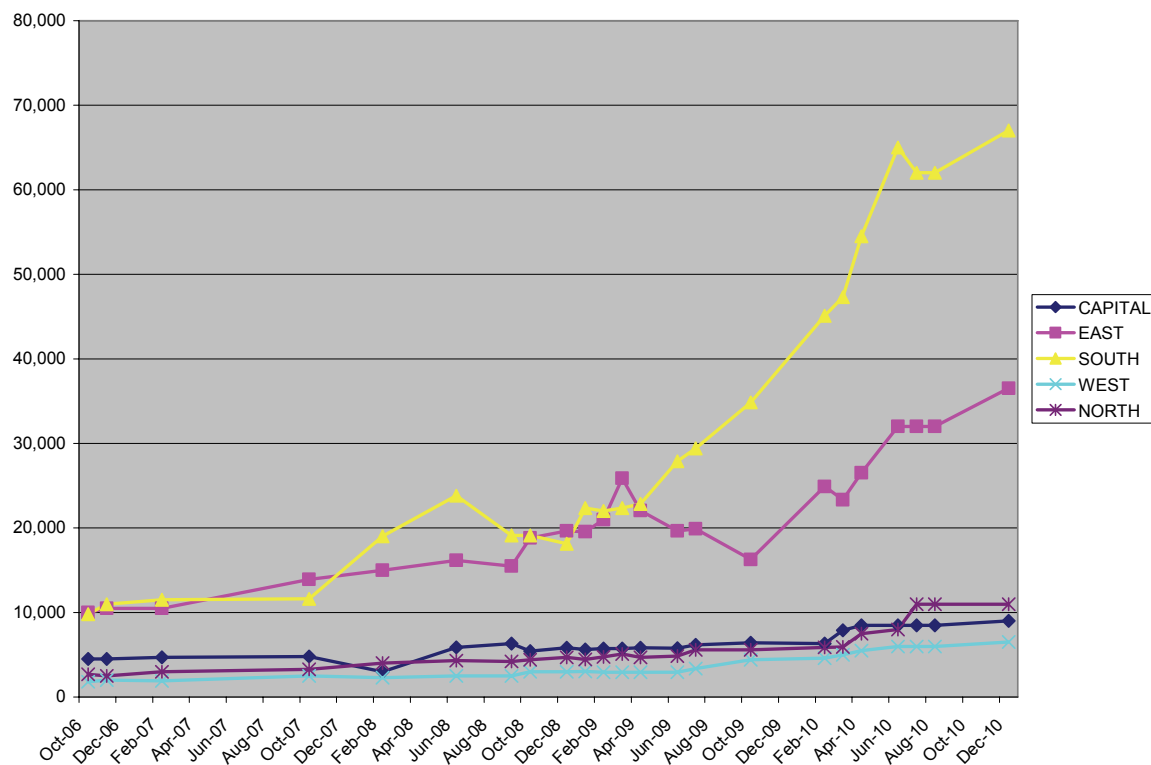
**FIGURE 1.3**Troops Committed to NATO's International Security Assistance Forces (ISAF) By Country<sup>3</sup>

	Albania	285		Greece	160		Portugal	140
	Armenia	126		Hungary	433		Romania	1949
	Australia	1550		Iceland	4		Singapore	40
	Austria	3		Ireland	7		Slovakia	309
	Azerbaijan	94		Italy	3974		Slovenia	78
	Belgium	521		Jordan	0		Spain	1523
	Bosnia & Herzegovina	55		Republic of Korea	350		Sweden	500
	Bulgaria	602		Latvia	173		The former Yugoslav Republic of Macedonia**	163
	Canada*	513		Lithuania	235		Tonga	55
	Croatia	321		Luxembourg	11		Turkey	1840
	Czech Republic	620		Malaysia	34		Ukraine	22
	Denmark	750		Mongolia	114		United Arab Emirates	35
	Estonia	159		Montenegro	36		United Kingdom	9500
	Finland	156		Netherlands	184		United States	90000
	France	3939		New Zealand	190			
	Georgia	937		Norway	428			
	Germany	5000		Poland	2579			
						<b>Total</b>	<b>130,697</b>	

**AS OF:** August 17, 2011

1 Turkey recognizes the Republic of Macedonia with its constitutional name

2 Snapshot figure that includes overlapping rotations.

**NOTE:** The total foreign troop presence also includes about 30,000 (mainly American) troops organized under Operation Enduring Freedom.**FIGURE 1.4**Total NATO-ISAF Manpower by Regional Command (RC), Since October 2006<sup>4</sup>**NOTE:** Data points represent months for which a precise estimate is available. As the figures for a given month provide a snapshot assessment, they should be considered approximations. Figures do not reflect U.S. troops that are part of Operation Enduring Freedom.

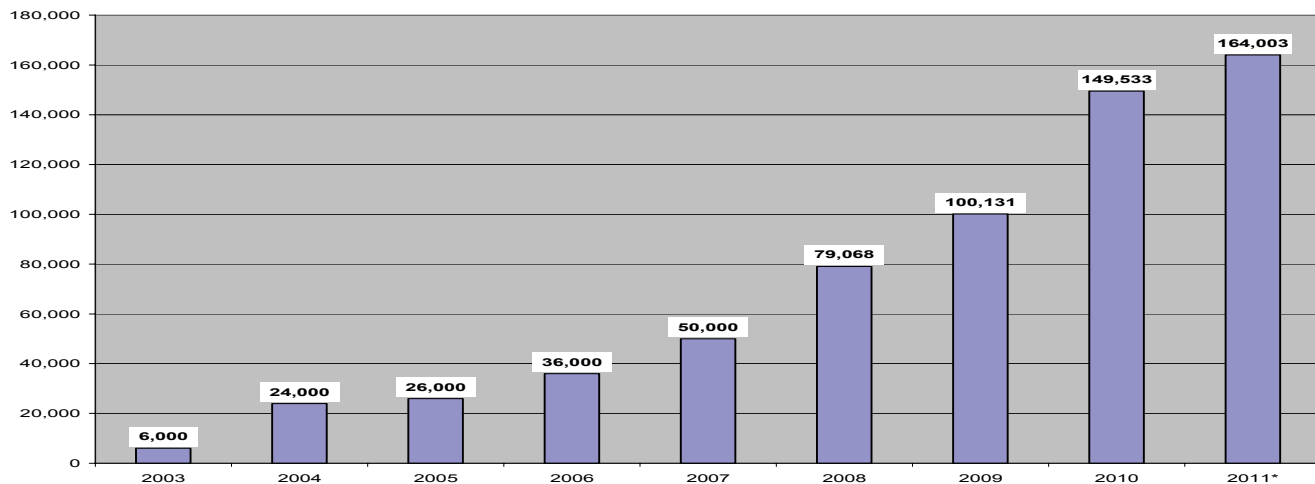
**FIGURE 1.5**Size of Afghan Security Forces on Duty<sup>5</sup>

Month	Ministry of Defense Forces	Ministry of Interior Forces	Total Afghan Security Forces
End 2003	6,000	0	6,000
End 2004	24,000	33,000	57,000
End 2005	26,000	40,000	66,000
End 2006	36,000	49,700	86,000
End 2007	50,000	75,000	125,000
April 2008	57,800	79,910	137,710
October 2008	68,000	79,910	147,910
March 2009	82,780	79,910	162,690
July 2009	91,900	81,020	172,920
November 2009	95,000	95,000	190,000
December 2009	100,131	94,958	195,089
March 2010	113,000	102,000	215,000
April/May 2010	119,388	104,459	223,847
August 2010	134,000	109,000	243,000
September 2010	138,164	120,504	258,668
October 2010	144,638	116,367*	261,005
December 2010	149,533	116,856	266,389
Jan/Feb 2011	152,000	118,800	270,800
April 2011	164,003	122,000	286,003
July 2011	N/A	N/A	300,000

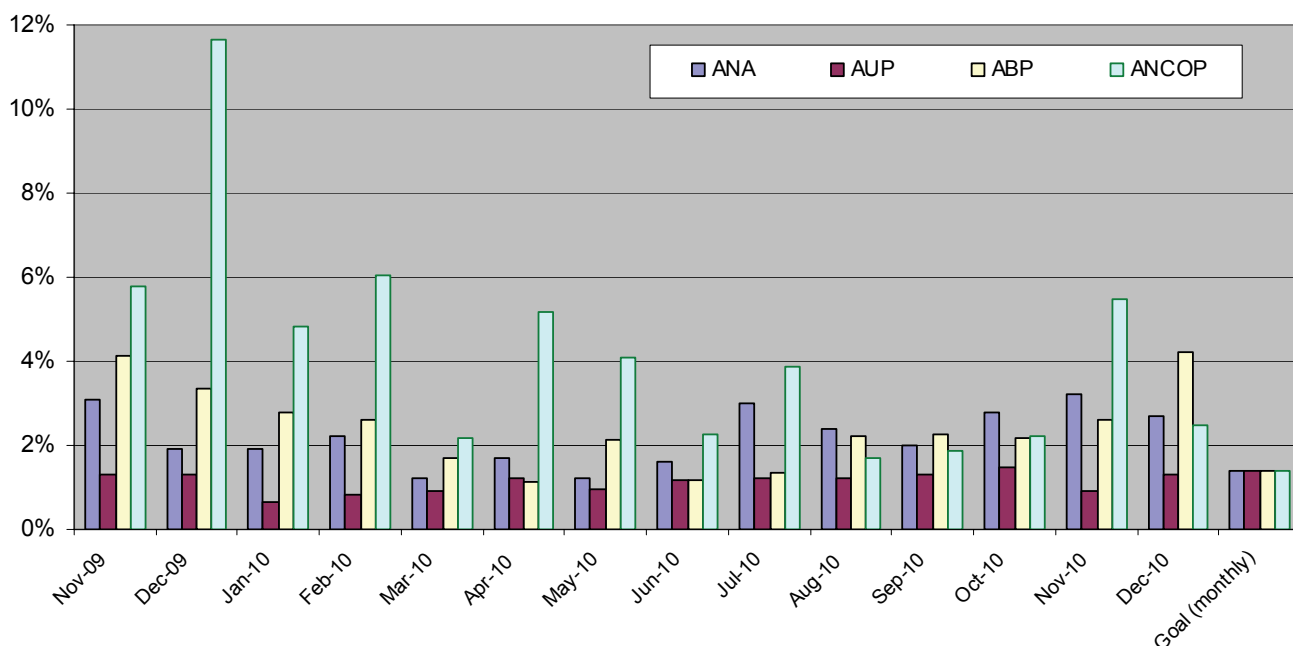
\*revised reporting

**FIGURE 1.6**Afghan Local Police Growth<sup>6</sup>

Month	Officers in program
February 2011	4,343
June 2011	6,200

**NOTE:** The program looks to recruit 30,000 officers in 100 districts and 14 provinces by the end of 2011.**FIGURE 1.7**Annual Growth of Afghan National Army (ANA), By Number of Troops, 2003-Present<sup>7</sup>**NOTE:** Figures for 2003-2010 are as of year end. \*2011 is through April.**FIGURE 1.8**Afghan Army Units Partnered with NATO Units<sup>8</sup>

2007	2008	2009	2010
0%	0%	10%	70%

**FIGURE 1.9**Attrition Rates among Selected Afghan National Security Forces<sup>9</sup>

**NOTE:** In a briefing by Lt. Gen. William Caldwell on August 23, 2010, annual attrition rates of 23% for the Afghan National Army (ANA) and 16% for the Afghan National Police (ANP) were announced. In the month prior to the briefing, annual attrition rates of 47% were reported among the civil order police, which now number 5,700 and is expected to grow to 18,500 by Oct. 31, 2011. As of September 2010, less than half of ANA units have been assessed.

**FIGURE 1.10**Afghan National Army Basic Rifle Marksmanship Qualification<sup>10</sup>

November 2009	July 2010	November 2010 (Goal)
35%	97%	95%

**FIGURE 1.11**Afghan National Security Force Recruits Literacy Rates and Training<sup>11</sup>

Totally illiterate	Number in training	Number completed training
86%	57,500	95%

**NOTE:** As of March 2011. There were also 1,848 Afghan instructors for ANSF, the largest teacher employer in the nation.

**FIGURE 1.12**Afghan National Army and Afghan National Police Ethnicity<sup>12</sup>

	Pashtun		Tajik		Hazara		Uzbek		Others	
	ANA	ANP	ANA	ANP	ANA	ANP	ANA	ANP	ANA	ANP
Officer	42%	41%	41%	47%	8%	4%	4%	3%	5%	3%
NCO	51%	31%	36%	56%	8%	6%	3%	4%	1%	4%
Soldier	43%	47%	29%	36%	12%	4%	9%	6%	7%	7%
Total Force	45%	43%	32%	42%	10%	5%	7%	5%	5%	6%
National Avg	44%		25%		10%		8%		13%	

**NOTE:** As of early 2011.

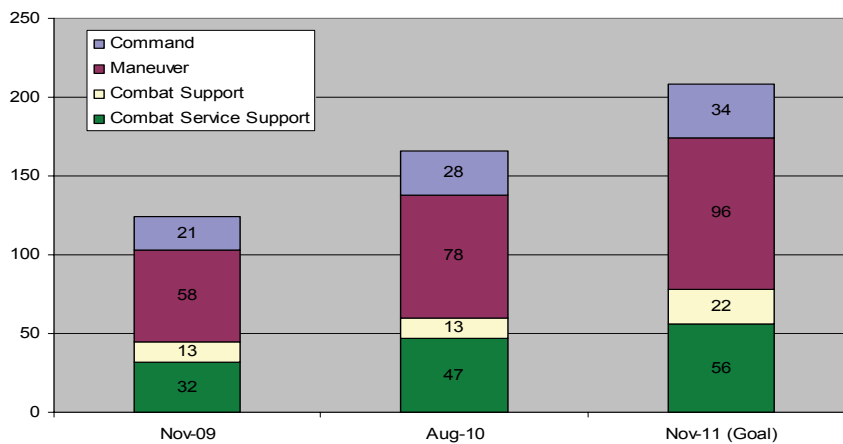
**FIGURE 1.13**Assessment Levels of Afghan National Security Forces<sup>13</sup>**ANA**

<u>Army Kandaks</u>	May-10	Jun-10	Aug-10	Sep-10	Nov-10	Jan-11	Feb-11	Apr-11
Unassessed	29	23	27	24	16	21	11	13
Newly Established	5	5	0	0	2	1	3	1
Developing	28	41	40	41	46	32	27	32
Effective w/ Assistance	24	37	40	39	35	58	64	55
Effective w/ Advisors	27	24	29	32	47	43	52	56
Independent	0	0	0	0	0	0	0	1

**ANP**

<u>AUP Districts/Precincts</u>	May-10	Jun-10	Aug-10	Sep-10	Nov-10	Jan-11	Feb-11	Apr-11
Unassessed	144	105	92	83	25	36	18	12
Newly Established	10	14	10	11	16	16	10	14
Developing	62	67	77	83	85	39	69	63
Effective w/ Assistance	42	66	71	72	103	120	121	126
Effective w/ Advisors	35	41	43	44	64	82	96	120
Independent	0	0	0	0	0	0	0	0

**NOTE:** These assessments do not currently cover all units. The “effective w/ assistance” category includes units with different levels of readiness.

**FIGURE 1.14**Afghan National Army Force Structure Growth<sup>14</sup>

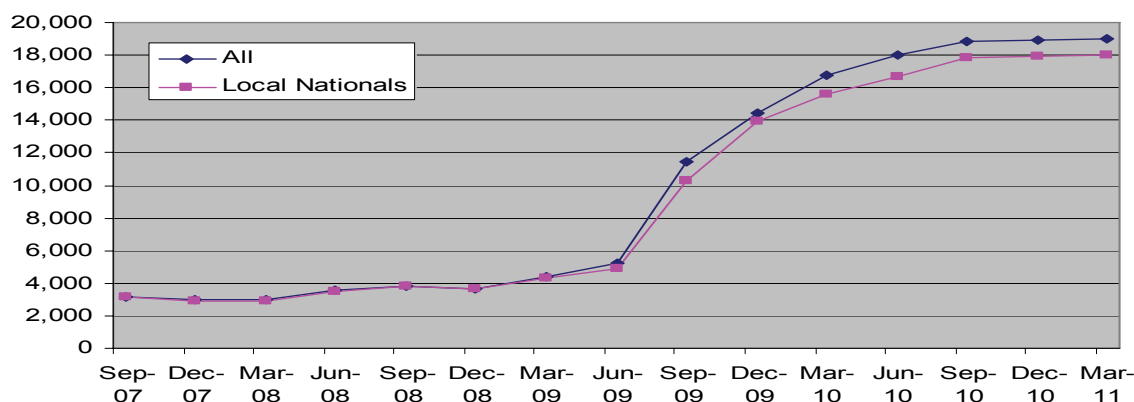
**NOTE:** Units are battalion sized.



**FIGURE 1.15**Number of Private Defense Department Contractors in Afghanistan, 2007 through 2011<sup>15</sup>

Year	Private Contractors
2007	38,000
2008	71,000
2009	107,000
2010	88,000
2011 (Mar)	90,000

**NOTE:** Employed by U.S. companies, but not necessarily Americans. These figures only count those employed by the U.S. Department of Defense. All figures are year end unless noted otherwise.

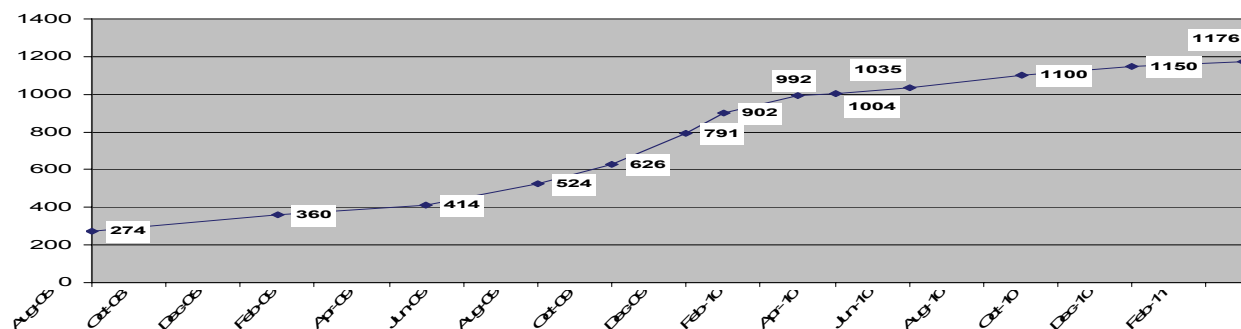
**FIGURE 1.16**Number of Private Security Contractors in Afghanistan, 2007 through 2011<sup>16</sup>

**NOTE:** These figures cover just those involved in security assistance whether armed or unarmed.

**FIGURE 1.17**Private Contractors Training the Afghan Army<sup>17</sup>

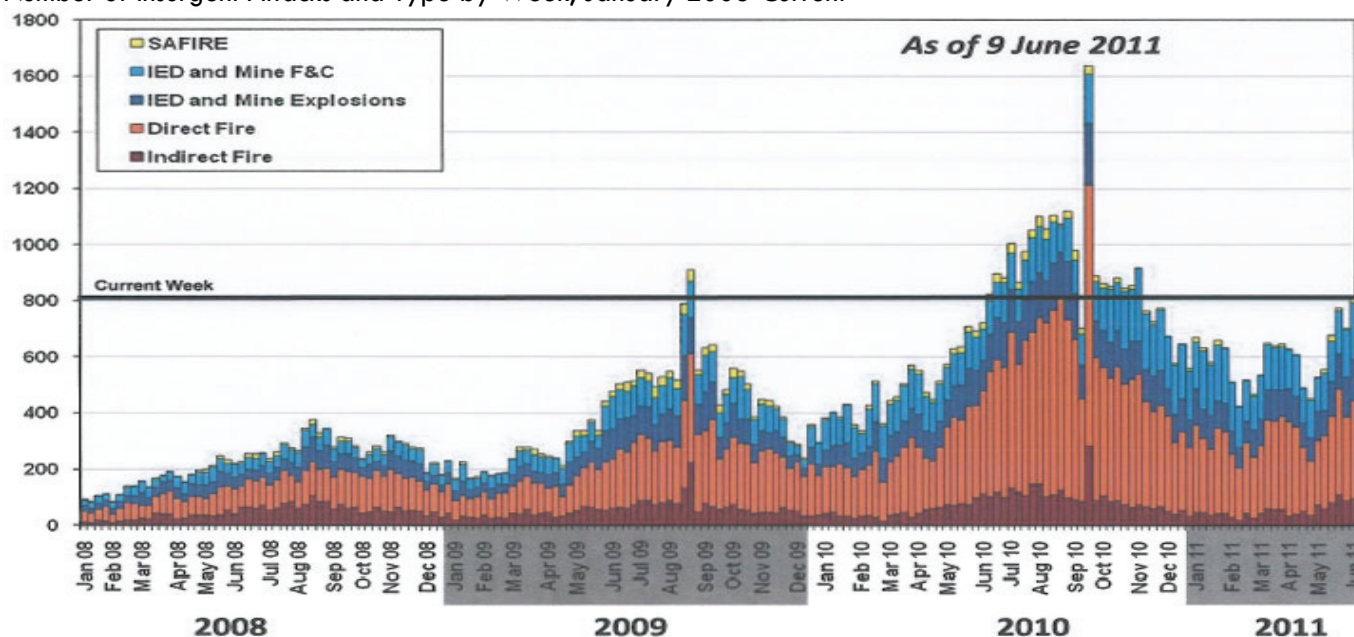
Month	Contractors
March 2010	2,000

**NOTE:** When contractors training the Afghan Defense and Interior ministries are counted, the total number is 2,765.

**FIGURE 1.18**U.S. Government Civilians in Afghanistan, August 2008-Current<sup>18</sup>

Number of U.S. Civilian Field Personnel by Region as of May 2010

North	East	South	West
22	195	124	26

**FIGURE 1.19**Number of Insurgent Attacks and Type by Week, January 2008-Current<sup>19</sup>**NOTE:** For a graph of 2004 through early 2010 please see versions of the Afghanistan Index prior to November 2010.**FIGURE 1.20**Attacks by Afghan Security Forces against Allied Troops<sup>20</sup>

Year	# of attacks
2005-2010	13
2011	9

**NOTE:** These attacks have killed 51 soldiers and wounded 48 more.**FIGURE 1.21**U.S. Special Operations against Taliban<sup>21</sup>

Year ending early 2011

Insurgent leaders killed or captured	~1,500
Insurgents killed	~3,200
Insurgents captured	~8,000

**NOTE:** Since 2009, the number of special-ops strike teams has grown from four to 20. A strike team consists of 10 to 100 men.

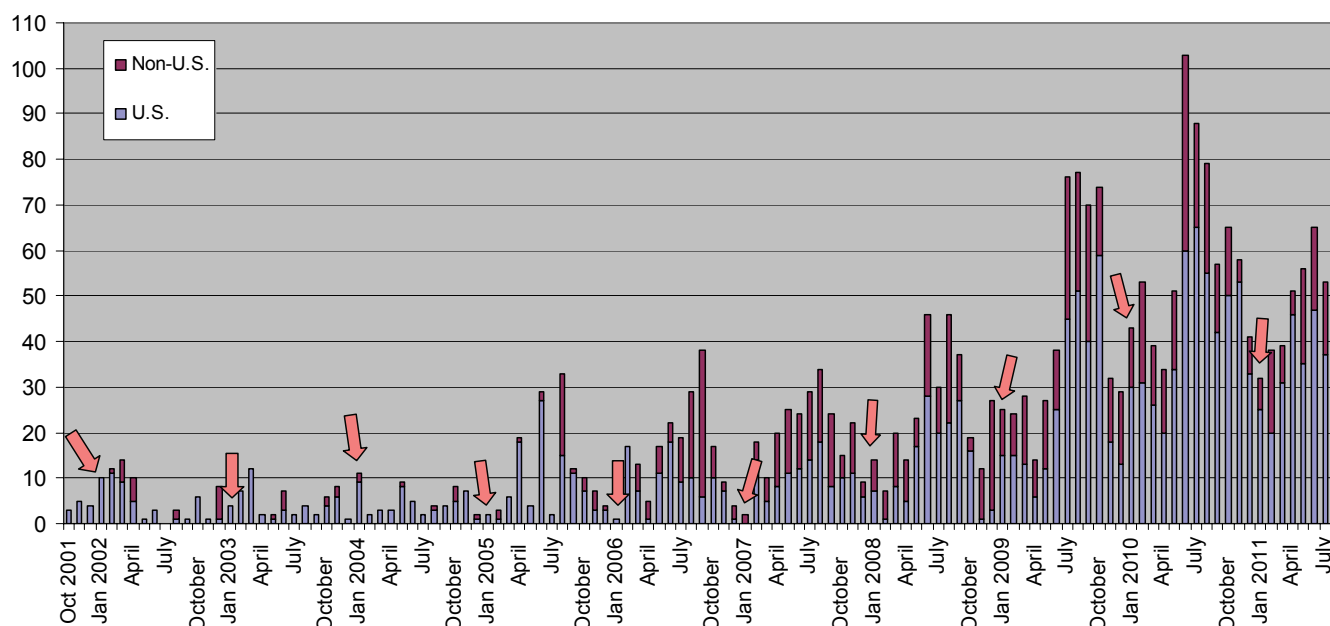
Summer 2010

Insurgent leaders killed or captured	235
Rank-and-file insurgents killed	1,066
Rank-and-file insurgents captured	1,673

**NOTE:** Operations conducted in a 90-day period ending early September 2010. In a previous period ending mid-August, 11,587 Afghan civilians received medical humanitarian (unrelated to operations) treatment during similar operations. Nearly 4,000 missions were conducted between May and August 2010, the highest tempo of the war.**FIGURE 1.22**Estimated Number of Assassinations in and Around Kandahar, 2009-2011<sup>22</sup>

Year	Number of Incidents
2009	>1 per month
2010	>5 per month
2011	>10 per month


**NOTE:** In the first four months of 2008, 2009 and 2010 there were 6, 15 and 27 assassinations respectively.

**FIGURE 1.23**U.S. and Coalition Troop Fatalities since October 7, 2001<sup>23</sup>

**NOTE:** Due to data reporting, this graph and the breakdowns below include some fatalities from outside Afghanistan, mainly in the Philippines, Pakistan, and other countries associated with Operation Enduring Freedom. In most months, there are no fatalities in locations outside Afghanistan. As of August 31, 2010 there have been at least 1,653 U.S. fatalities attributed directly to fighting in Afghanistan.

Total from October 7, 2001 through August 31, 2011:

	ALL FATALITIES	HOSTILE	NON-HOSTILE
U.S.	1,747	1,401	346
Non-U.S.	942	791	151
TOTAL	2,689	2,192	497



Indicates the start of a new calendar year

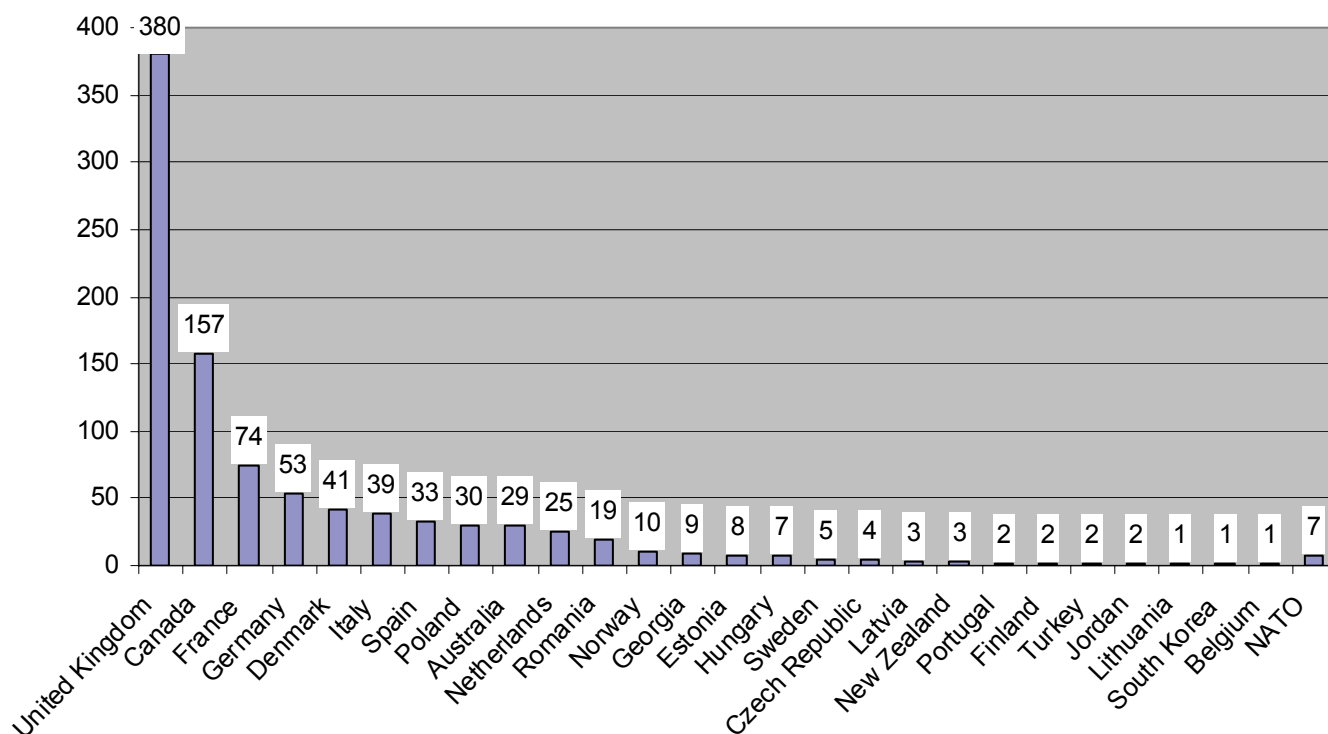
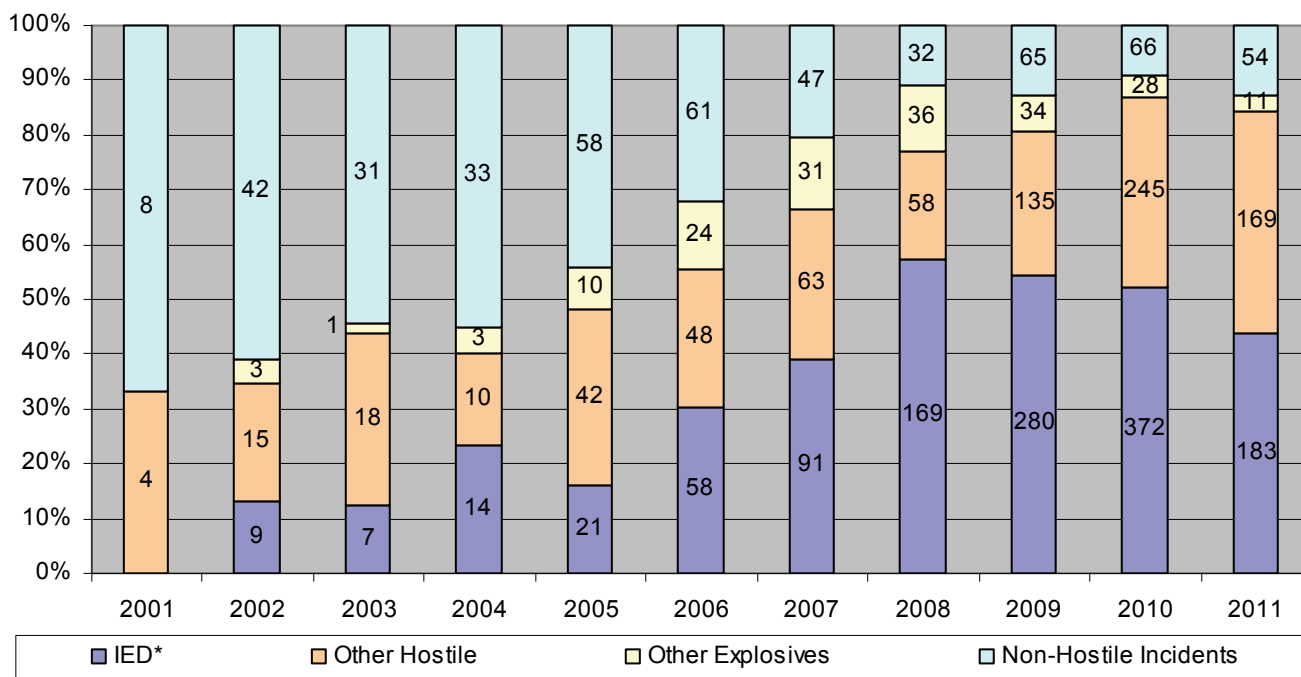
**FIGURE 1.24**Cause of Death for U.S. Troops, By Year<sup>24</sup>

Year	Improvised Explosive Device	Suicide Bombs	Mortars/RPG's/Rockets	Landmine	Helicopter Losses*	Aircraft Losses*	Other Hostile Fire	Non-Hostile Causes*	Total
2001	0 (0%)	0 (0%)	0 (0%)	0 (0%)	2 (16.7%)	0 (0%)	4 (33.3%)	6 (50.0%)	12
2002	5 (10.2%)	0 (0%)	1 (2.0%)	1 (2.0%)	4 (8.2%)	18 (36.7%)	12 (24.5%)	8 (16.3%)	49
2003	1 (2.1%)	0 (0%)	0 (0%)	0 (0%)	19 (39.6%)	0 (0%)	12 (25.0%)	16 (33.3%)	48
2004	12 (23.1%)	0 (0%)	1 (1.9%)	1 (1.9%)	2 (3.8%)	3 (5.8%)	10 (19.2%)	23 (44.2%)	52
2005	18 (18.2%)	0 (0%)	2 (2.0%)	5 (5.1%)	36 (36.4%)	1 (1.0%)	20 (20.2%)	17 (17.2%)	99
2006	27 (27.6%)	3 (3.1%)	1 (1.0%)	1 (1.0%)	21 (21.4%)	0 (0%)	33 (33.7%)	12 (12.2%)	98
2007	33 (28.2%)	1 (0.9%)	9 (7.7%)	1 (0.9%)	13 (11.1%)	0 (0%)	35 (29.9%)	25 (21.4%)	117
2008	84 (54.2%)	4 (2.6%)	7 (4.5%)	2 (1.3%)	2 (1.3%)	0 (0%)	36 (23.2%)	20 (12.9%)	155
2009	142 (45.5%)	8 (2.6%)	21 (6.7%)	0 (0%)	13 (4.2%)	2 (0.6%)	91 (29.1%)	35 (11.2%)	312*
2010	257 (51.5%)	8 (1.6%)	16 (3.2%)	0 (0%)	20 (4.0%)	0 (0%)	164 (32.9%)	34 (6.8%)	499
2011	133 (43.5%)	5 (1.6%)	9 (2.9%)	0 (0%)	34 (11.1%)	0 (0%)	92 (30.1%)	33 (10.8%)	306
<b>Total</b>	<b>712 (40.8%)</b>	<b>29 (1.7%)</b>	<b>67 (3.8%)</b>	<b>11 (0.6%)</b>	<b>166 (9.5 %)</b>	<b>24 (1.4%)</b>	<b>509 (29.1%)</b>	<b>229 (13.1%)</b>	<b>1747</b>

Through August 31, 2011

\*Helicopter and aircraft losses include deaths caused by both non-hostile accidents and those downed by hostile fire. The "Non-Hostile Causes" data then does not include non-hostile helicopter or aircraft losses. 2009 numbers do not include U.S. intelligence officials killed in a suicide bombing in December. For detailed demographic information including gender, race and military component, please see Operation Enduring Freedom Military Deaths at:

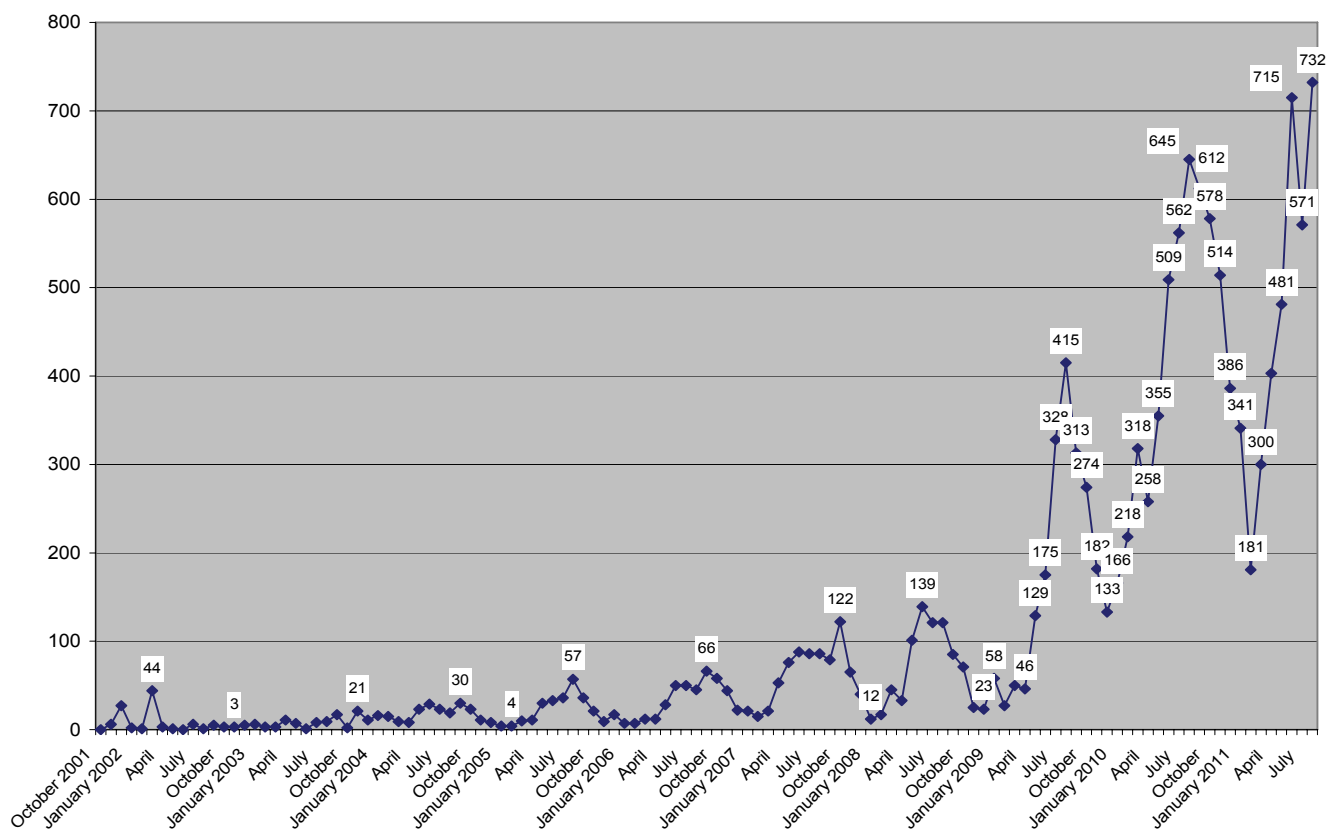
<http://siadapp.dmdc.osd.mil/personnel/CASUALTY/oefdeaths.pdf>

**FIGURE 1.25**Non-U.S. Coalition Troop Fatalities by Country since October 2001<sup>25</sup>Total through August 31, 2011: **947****FIGURE 1.26**Proportion of Annual U.S. and Coalition Fatalities by Various Causes<sup>26</sup>

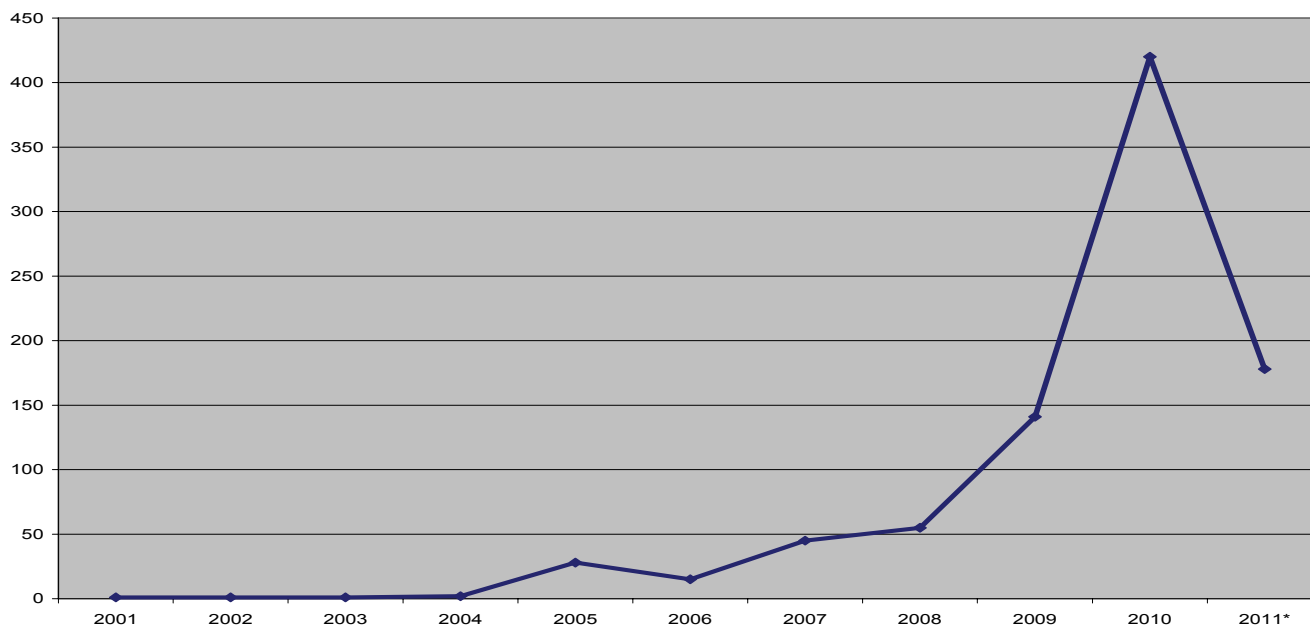
\*Improvised Explosive Device

**Figures Updated Thru: August 31, 2011**

**NOTE:** Figures depicted on the graph illustrate the raw number of such fatalities in a given year. Percentages are calculated based on overall totals for each respective year. "Other Explosives" includes hostile attacks carried out with rockets, grenades and/or mortars. Fatalities from downed aircraft and helicopters are classified under either "Other Hostile" or "Non-Hostile Incidents" depending on whether they were shot down or crashed due to mechanical failure.

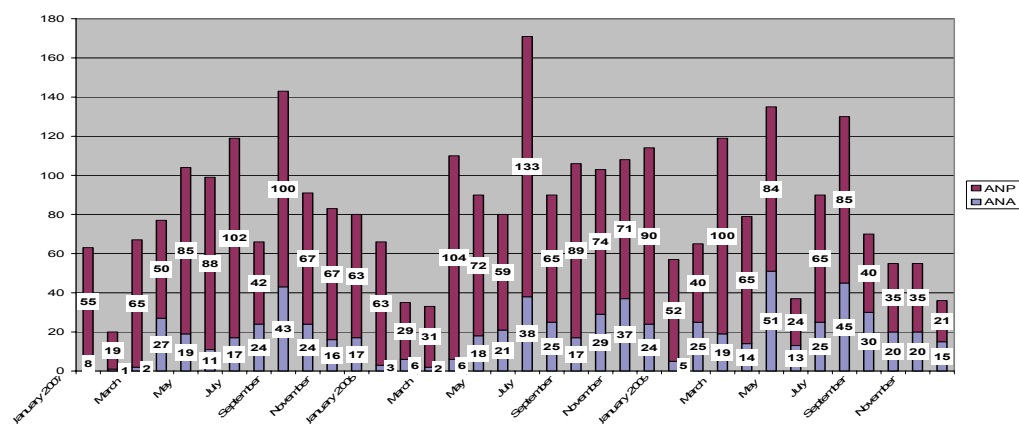
**FIGURE 1.27**U.S. Troops Wounded In Action since October 30, 2001<sup>27</sup>**Total from October 7, 2001 through August 31, 2011: 13,609**

The daily Department of Defense casualty reports that we use for our monthly estimates on U.S. troops wounded does not make it entirely clear when in a 24-hour period casualties were incurred. Since the reports are published at 10AM daily, there is possibility that our numbers for January 2005 and onwards are slightly off due to uncertainties about whether casualties occurred on the first or the last of each month.

**FIGURE 1.28**Private Contractor Deaths in Afghanistan, 2001 through 2011<sup>28</sup>

**NOTE:** Numbers correspond to insurance claims received by the U.S. Labor Department. There have been a total of 763 claims since September 1, 2001 (the beginning of the reporting period). Numbers correspond to new claims during the period, the deaths may have occurred in a prior period. \*2011 figures through June 30.



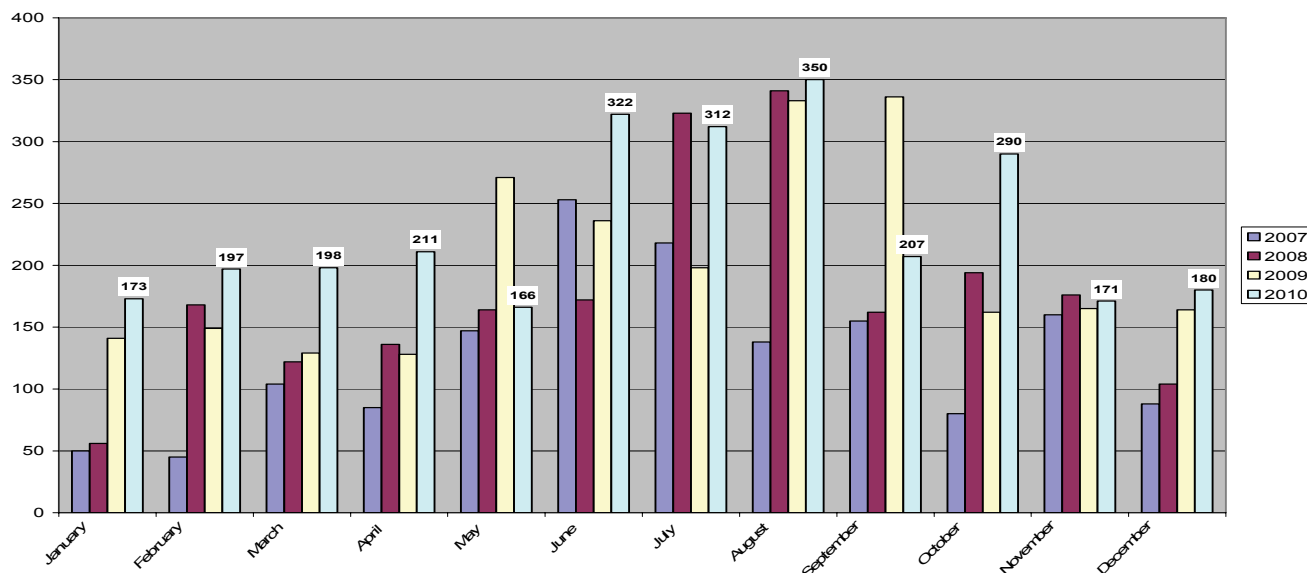
**FIGURE 1.29**Afghan National Army (ANA) and Afghan National Police (ANP) Personnel Fatalities, January 2007-2011<sup>29</sup>**Sep. 2010-May 2011 Estimates**

Month	Sep. '10	Oct.	Nov.	Dec.	Jan. '11	Feb.	Mar.	Apr.	May
Killed (high)	171	195	174	123	96	114	117	153	168
Killed (low)	114	130	116	82	64	76	78	102	112

**ANNUAL TOTALS**

	2007	2008	2009	2010*	2011*
ANA	209	226	282	~1353	~540
ANP	803	880	646		

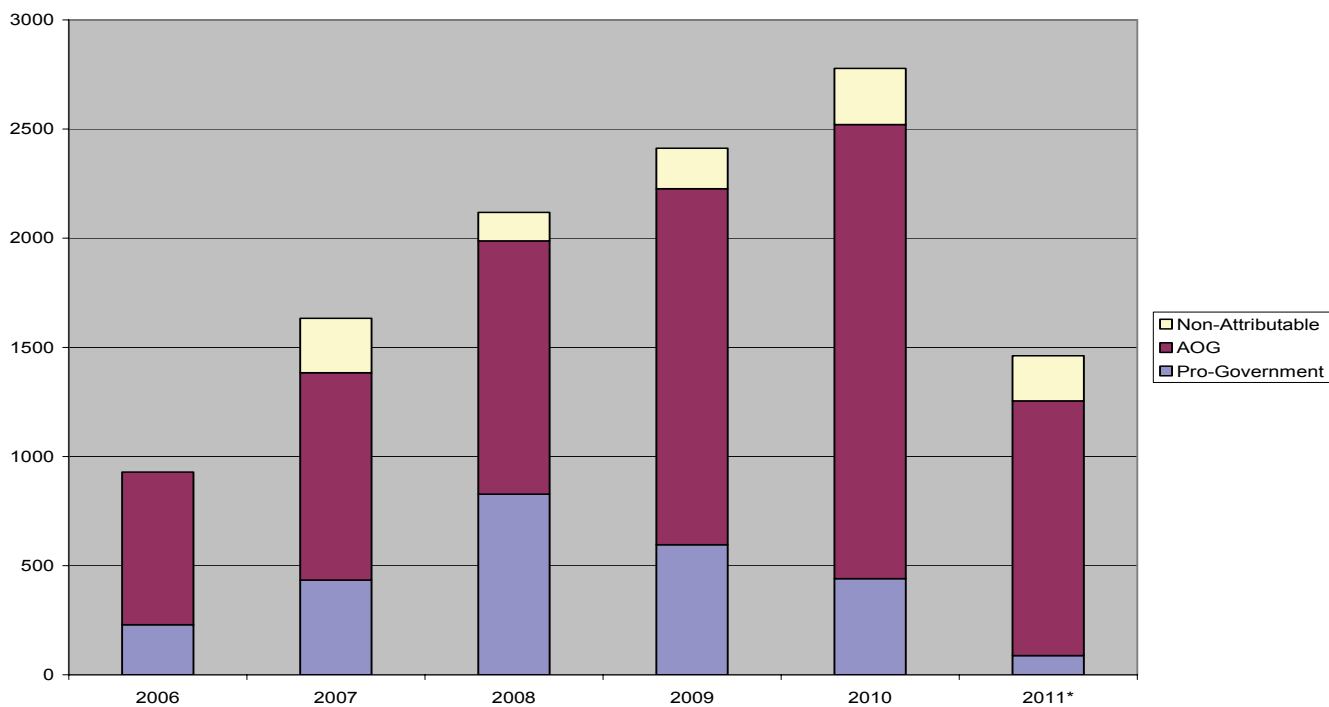
**NOTE:** Figures from 2007 through mid-2009 provided by NATO-ISAF and differ from those published in a January 2009 report released by the U.S. Department of Defense. This report estimated 332 ANA fatalities and 692 ANP fatalities for 2007, with 2008 figures shown only through October 2008. Graphical numbers for the second half of 2009 are estimated based on information from several sources. \*2010 numbers through August include 309 ANA soldiers killed and 491 ANP officers killed. From September 2010 through May 2011, fatalities are estimated and based off of historical ratios of ANSF deaths to coalition deaths (~2-4:1) and a known 131 ANSF fatalities in RC-South from November 2010 through April 2011.

**FIGURE 1.30**Estimated Monthly Violent Civilian Deaths in Afghanistan, 2007-2010<sup>30</sup>

**NOTE:** The United Nations documented 368 conflict-related civilian fatalities in May 2011, making it the deadliest month since they have been tracking. Estimates of civilian fatalities in Afghanistan vary widely.

**FIGURE 1.31**

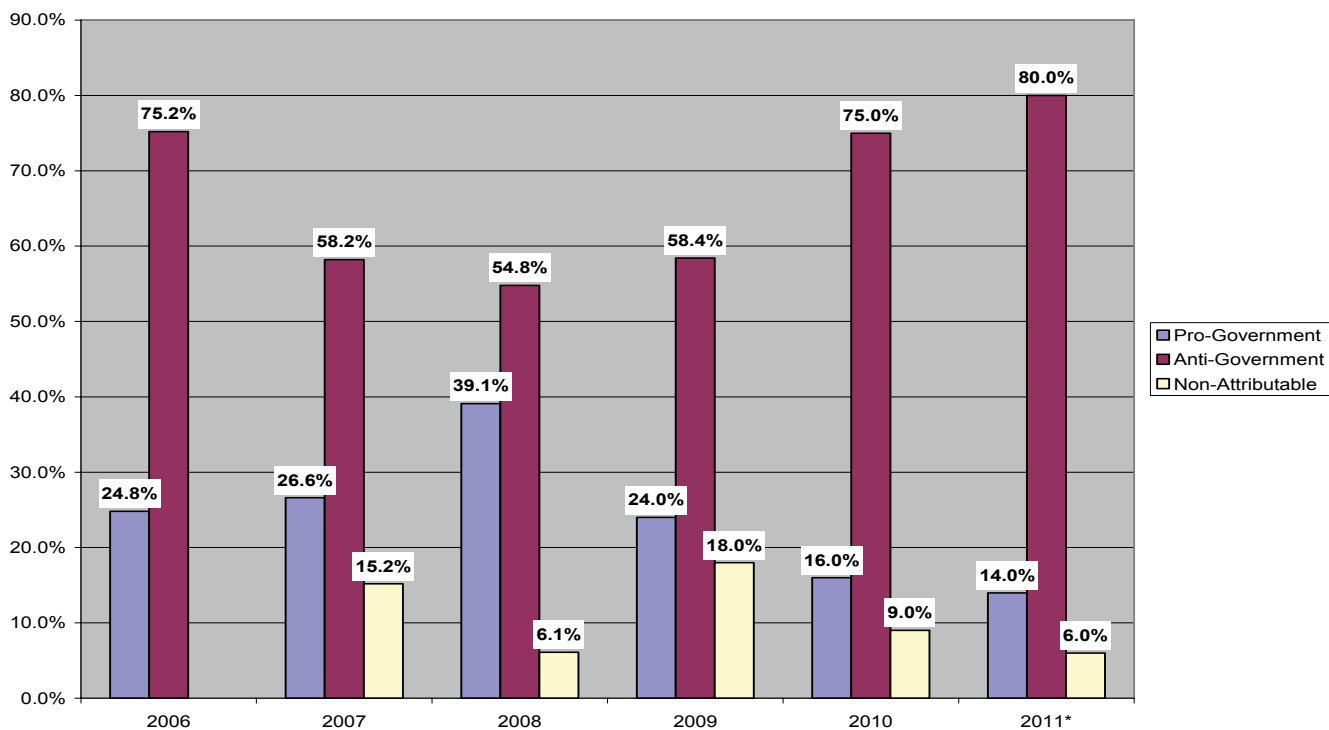
Estimated Yearly Civilian Fatalities as Result of Fighting Between Pro-Government Forces and Armed Opposition Groups (AOG), 2006-2011<sup>31</sup>



**NOTE:** \*2011 numbers cover the first half of the year.

**FIGURE 1.32**

Estimated Percentage of Afghan Civilian Fatalities by Group Which Caused, 2006-2011<sup>32</sup>



**NOTE:** \*2011 percentages cover the first half of the year.

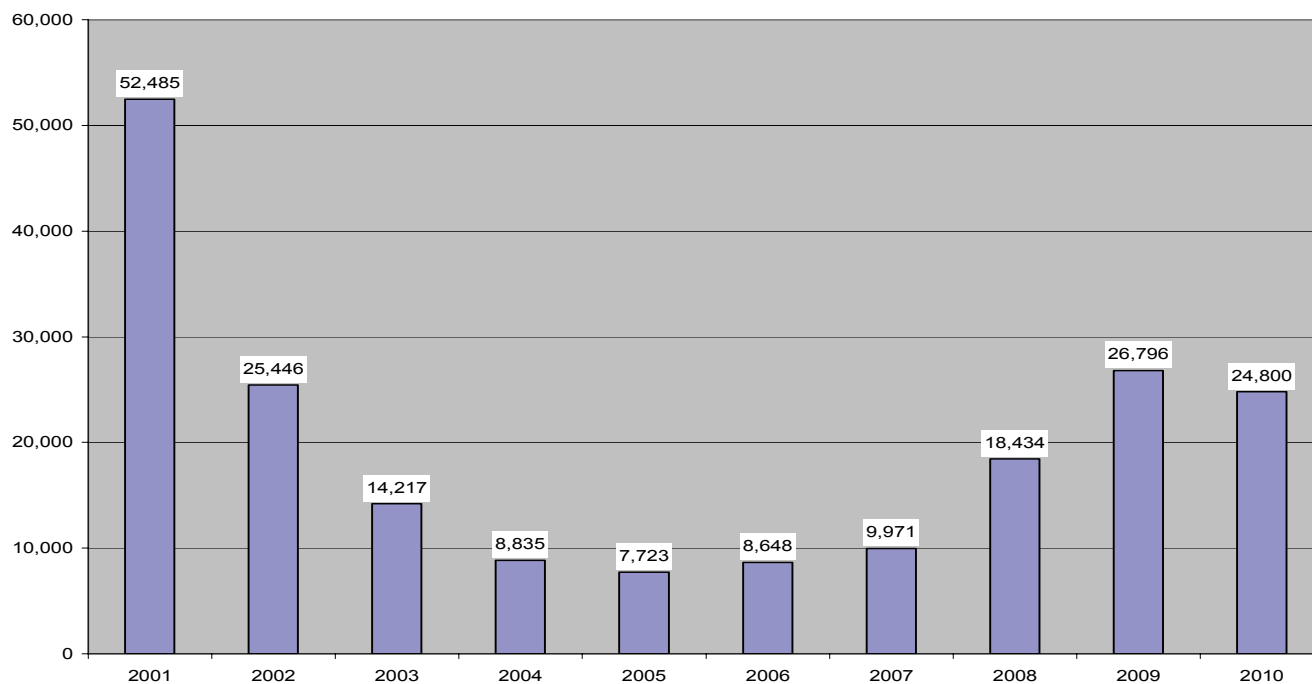
**FIGURE 1.33**Journalists Killed in Afghanistan Since 1992<sup>33</sup>

Year	Killed	Year	Killed
1992	0	2002	0
1993	0	2003	0
1994	1	2004	0
1995	0	2005	0
1996	0	2006	3
1997	0	2007*	2
1998	1	2008	2
1999	0	2009	2
2000	0	2010	2
2001	9	2011	1

**NOTE:** 23 journalists have been killed in Afghanistan "motive confirmed" since the Committee to Protect Journalists began tracking. For comparable information on Pakistan, see the [Pakistan Index](#). \*One media worker was also killed in 2007, not included in the number above.

**FIGURE 1.34**Estimated Number of Internally Displaced Persons in Afghanistan (IDPs)<sup>34</sup>

May 2008	150,000
October 2009	275,945
March 2010	329,000
December 2010	352,000

**FIGURE 1.35**Number of Afghan Asylum Applications, 2001 through 2010<sup>35</sup>

**NOTE:** In each year, several countries reported a range of 1-4 individual rather than an actual number. These countries were not included in the totals above, but are insignificant as far as trends go.

**FIGURE 1.36**Comparison of Security and Overall Assessments of Key Districts<sup>36</sup>

Security Assessment Categories	December 2009	March 2010	July 2010	September 2010
Secure environment	5	6	6	6
Occasional threats	29	36	39	39
Frequent threats	22	29	29	36
Dangerous environment	26	34	38	34
Unsecured environment	10	9	6	8
Not assessed	29	7	6	1

Overall Assessment Categories	December 2009	March 2010
Population supports government	0	0
Population sympathetic to government	19	29
Population neutral	41	44
Population sympathetic to insurgents	26	40
Population supports insurgents	7	8
Not assessed	28	0

**NOTE:** In December 2009 and March 2010 there were 80 Key Districts and 41 Areas of Interest Districts. As of end July 2010, there were 124 key districts. Districts added after the original Operation OMID base order were Marjah, Dand and Taghab.

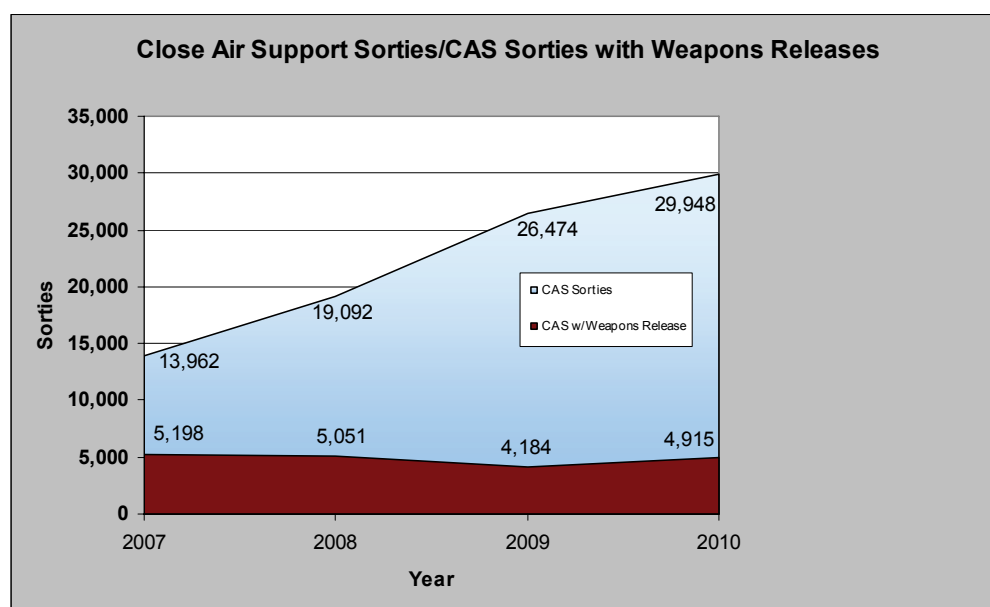
**FIGURE 1.37**Number of U.S. Forward Operating Bases (FOBs) in Afghanistan<sup>37</sup>

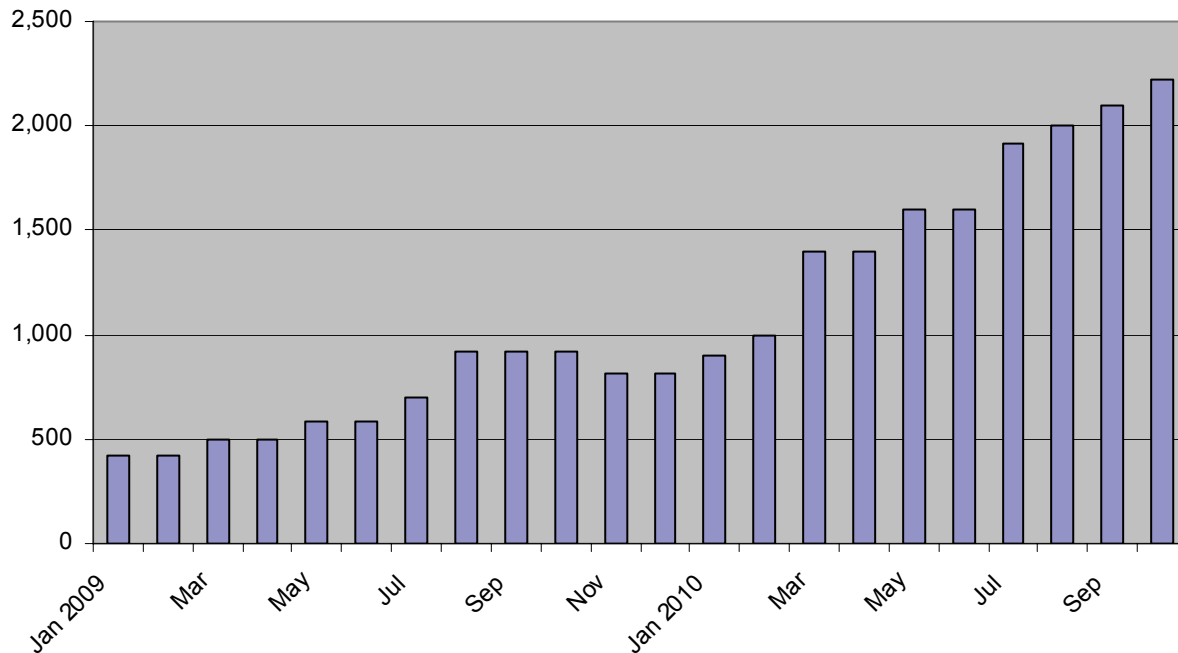
January 2010	>180
--------------	------

**FIGURE 1.38**Breakdown of the Insurgency in Afghanistan<sup>38</sup>

Year	Number
2004	1,700-3,200
2010	~30,000

**NOTE:** As of summer 2010, the estimated number of Al Qaeda leaders and fighters in Afghanistan was 50-100, with ~300 in Pakistan. By summer 2011, the estimates of Al Qaeda in Pakistan had dropped to 50-80. As of early 2011, the average age of an insurgent leader in Helmand Province has fallen from 35 to 23 since counterinsurgency operations began in the area.

**FIGURE 1.39**Percentage of Close Air Support Sorties with Weapons Releases<sup>39</sup>

**FIGURE 1.40**Air Force Intelligence, Surveillance, and Reconnaissance Missions in Afghanistan during 2009-2010<sup>40</sup>**FIGURE 1.41**Number of Detainees in Afghanistan<sup>41</sup>

	No. of Detainees
2011	2,000

**FIGURE 1.42**Suicide Bombings in Afghanistan, 2007 & 2009<sup>42</sup>

	No. of Attacks	Killed
2007	129	480
2009	~180	275

**FIGURE 1.43**Number of Mine Resistant Ambush Protected (MRAP) Vehicles in Afghanistan<sup>43</sup>

July 2009	< 3,000
July 2010	~ 9,400

**FIGURE 1.44**

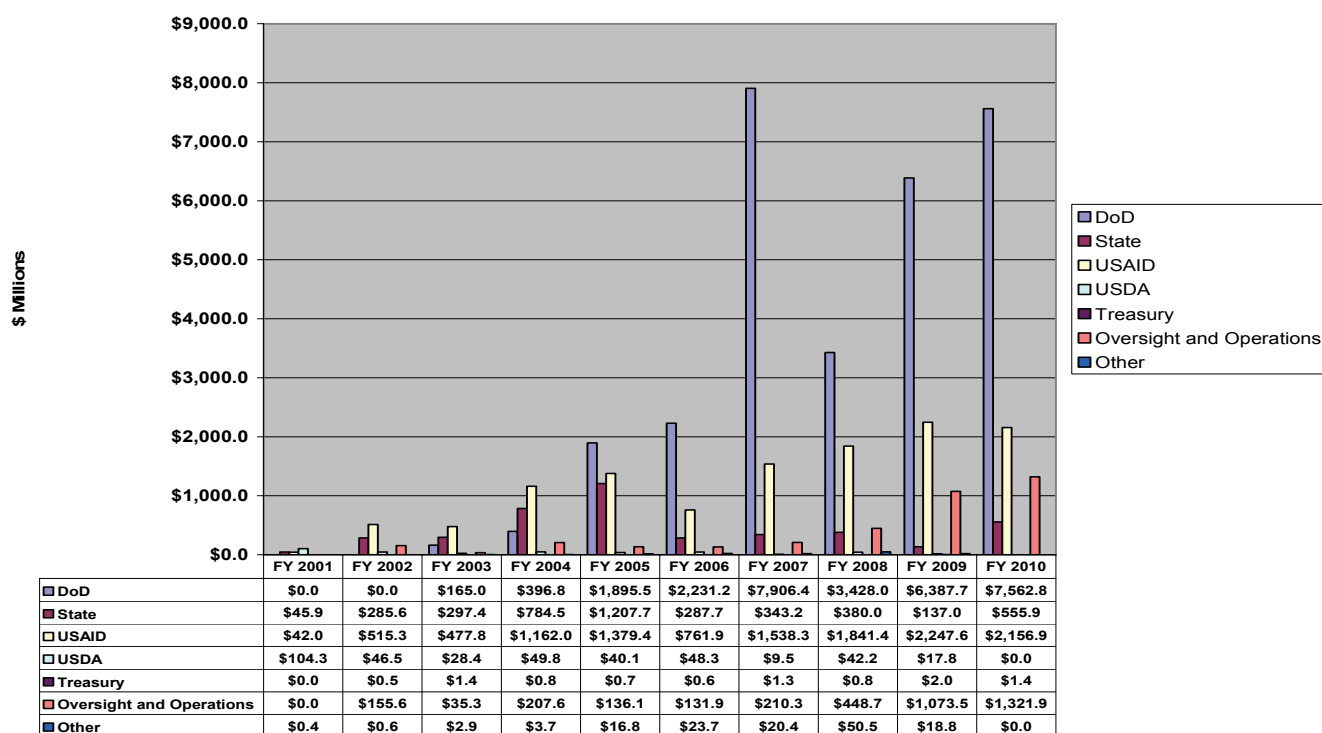
Number of Up Armored HMMWV's Issued to Afghan Army and Police

UAH's to ANA	1,658
UAH's to ANP	1,073



**FIGURE 1.45**USAID Funding by Sector, 2009-2010<sup>44</sup>

	FY 2009	FY 2010	FY 09-10
	Est. Disbursements	Est. Disbursement	Est. Disbursement
RC-E	480,720,702	758,467,495	1,239,188,197
RC-N	110,748,707	234,375,583	345,124,290
RC-S	56,289,588	163,930,014	220,219,602
RC-SW	35,527,942	154,517,129	190,045,071
RC-W	43,153,367	91,143,516	134,296,883
Grand Total	\$ 726,440,306	\$ 1,402,433,737	\$ 2,128,874,043

**FIGURE 1.46**Appropriated U.S. Funding For Afghanistan Government and Development by Agency, FY 2001-FY 2010<sup>45</sup>**NOTE:** Numbers affected by rounding. As of December 31, 2009 approximately \$51.01 billion had been appropriated since FY 2002.

**FIGURE 1.47**U.S. Troop Morale, Confidence and Stress Indicators in Afghanistan <sup>46</sup>

Year	U.S. Army soldiers reporting feeling acute stress
2005	6%
2009	13.2%
2010	17.4%

**NOTE:** In addition, morale dropped from 65.7% in 2005 to 46.5% in 2010. Confidence in the skill of the command has grown from 38.6% in 2005 to near 50% in 2010.

**FIGURE 1.48**Indicators for Measuring Progress in Afghanistan, Developed by David Kilcullen<sup>47</sup>

Population-related	Host Nation	Security Force	Enemy
<ul style="list-style-type: none"> <li>• Voluntary reporting</li> <li>• IEDs reported versus IEDs found</li> <li>• Price of exotic vegetables</li> <li>• Transportation prices</li> <li>• Progress of NGO construction projects</li> <li>• Influence of Taliban versus government courts</li> <li>• Participation rate in programs</li> <li>• Taxation collection</li> <li>• Afghan-on-Afghan violence</li> <li>• Rate of new business formation and loan repayment</li> <li>• Urban construction new-start rate</li> <li>• Percentage of local people with secure title to their house and land</li> </ul>	<ul style="list-style-type: none"> <li>• Assassination and kidnapping rate</li> <li>• Civilian accessibility</li> <li>• Where local officials sleep</li> <li>• Officials' business interests</li> <li>• Percentage of officials purchasing their positions</li> <li>• Budget executions</li> <li>• Capital Flight</li> <li>• Rate of anti-insurgent <i>lashkar</i> formation</li> <li>• Public safety function</li> </ul>	<ul style="list-style-type: none"> <li>• Kill ratio</li> <li>• Win/loss ratio</li> <li>• Kill versus wound/capture ratio</li> <li>• Detainee guilt ratio</li> <li>• Recruitment versus desertion rates</li> <li>• Proportion of ghost employees</li> <li>• Location at start of firefight</li> <li>• EOF incidents and CIVCAS</li> <li>• Duration of operations</li> <li>• Small-unit operations</li> <li>• Combined action operations</li> <li>• Dismounted operations</li> <li>• Driving technique</li> <li>• Reliance on air and artillery support</li> <li>• Pattern-setting and telegraphing moves to the enemy</li> <li>• Possession of high ground at dawn</li> </ul>	<ul style="list-style-type: none"> <li>• High-technology inserts</li> <li>• Insurgent medical health</li> <li>• Presence of specialist teams and foreign advisors</li> <li>• Insurgent village-of-origin</li> <li>• First-to-fire ratio</li> <li>• Price of black-market weapons and ammunition</li> <li>• Insurgent kill/capture versus surrender ratio</li> <li>• Mid-level insurgent casualties</li> </ul>

## 2. GOVERNANCE & RULE OF LAW INDICATORS

**FIGURE 2.1**

Afghanistan Population and Demographic Information<sup>48</sup>

	TOTAL	MALE	FEMALE
<b>POPULATION</b> (millions)	<b>32.7</b>	<b>16.8</b> (51 %)	<b>15.9</b> (49 %)
<b>ETHNICITY</b>			
Pashtun	13.7 (42%)		
Tajik	8.8 (27%)		
Hazara	2.9 (9%)		
Uzbek	2.9 (9%)		
Aimak	1.3 (4%)		
Turkmen	1.0 (3%)		
Baloch	0.7 (2%)		
Other	1.3 (4%)		

**FIGURE 2.2**

Size, Gender, And Ethnic Makeup of Afghanistan's Main Legislative Bodies<sup>49</sup>

### Wolesi Jirga (House of the People)

Ethnicity	2005	2010
Pashtun	114	98
Tajik	64	70
Hazara	35	50
Uzbek	19	17
Aimaq	2	4
Turkman	4	3
Arab	3	2
Pashayee	4	2
Nuristani	2	2
Baloch	2	1

**NOTE:** The **Wolesi Jirga** consists of directly elected provincial representatives. The number of representatives each of Afghanistan's 34 provinces receives is calculated according to population. The Wolesi Jirga constitutes the first step in passing legislation, with all bills passing with two-thirds majority being forwarded to the Meshrano Jirga (House of Elders) and then the President. The Wolesi Jirga also has final say on the appointment of government ministers and other high-ranking officials.

### Meshrano Jirga (House of Elders)

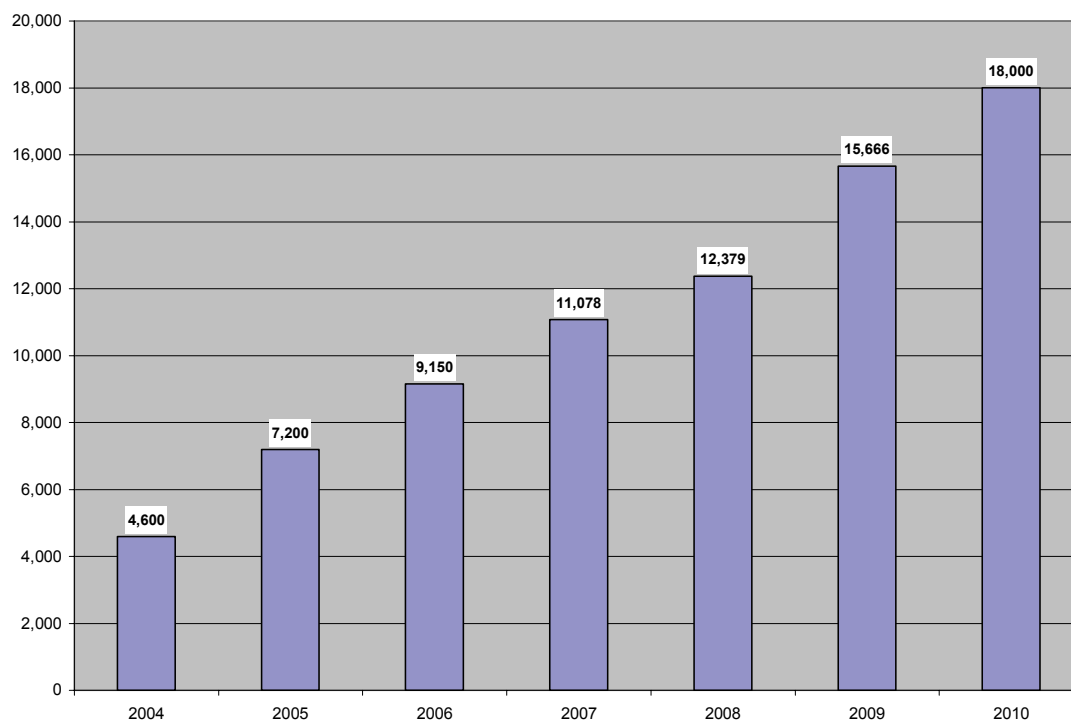
	TOTAL SEATS	MEN	WOMEN
GENDER	102	76 (75%)	26 (25%)
ETHNICITY			
Pashtun	36 (35%)		
Tajik	32 (31%)		
Hazara	16 (16%)		
Uzbek/Turkmen	8 (8%)		
Baluchi	3 (3%)		
Nuristani	3 (3%)		
Others	4 (3%)		

**NOTE:** Two-thirds of the **Meshrano Jirga** is indirectly elected by the Provincial and District Councils while the remaining third is appointed directly by the President.

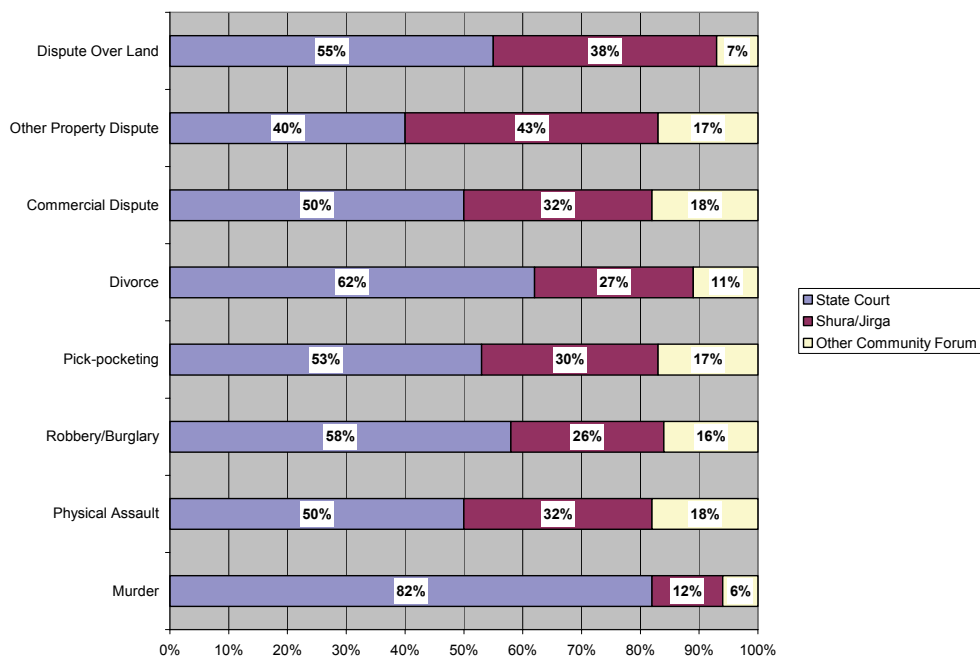
### Provincial Councils (34 total, one for each Province)

	TOTAL SEATS	MEN	WOMEN
GENDER	420	296 (70%)	124 (30%)

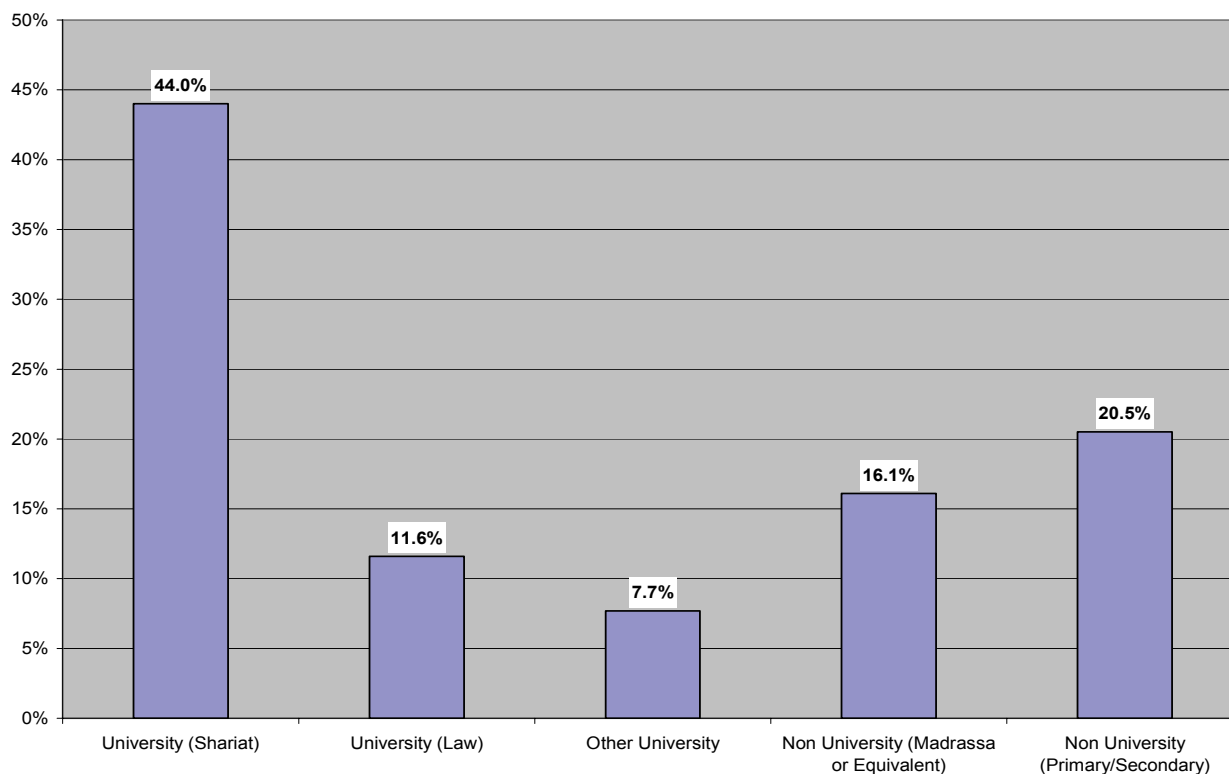
**NOTE:** Provincial Councils consist of between 9 and 29 directly elected representatives, based on the population of the Province.

**FIGURE 2.3**Prison Population in Afghanistan, 2004-2010<sup>50</sup>

**NOTE:** Numbers are through September in all years except for 2009 where numbers are through December. 2010 is as of May. In addition to the detainees in Afghan custody noted above, there were 1,000 detainees under U.S. custody as of May 2010.

**FIGURE 2.4**Where Afghans Choose To Take Different Types of Legal Cases<sup>51</sup>

**NOTE:** Results based on survey of approximately 6,200 Afghans polled in February 2007. Answers refer to a hypothetical situation and not actual events.

**FIGURE 2.5**Highest Level Degree Acquired By Judges Responding To a Random Survey<sup>52</sup>

NOTE: Results based on a May 2006 random survey of 157 judges, of whom 17 work with the Supreme Court, 48 on Provincial Appeals Courts and 92 on Urban or District Primary Courts. "Shariat" refers to a degree received from an Islamic Law faculty. "Madrassas" are schools below the university level whose curriculum focuses mostly on traditional Islamic scholarship.

**FIGURE 2.6**Access to Legal Resources for Judges Responding To a Random Survey<sup>53</sup>

ACCESS	YES	NO
Statutes or other governmental regulations	63.7%	36.3%
Textbooks on the law	45.2%	54.8%
Written decisions of the Supreme Court	17.2%	82.8%
Professional support from an experienced mentor	19.1%	80.9%

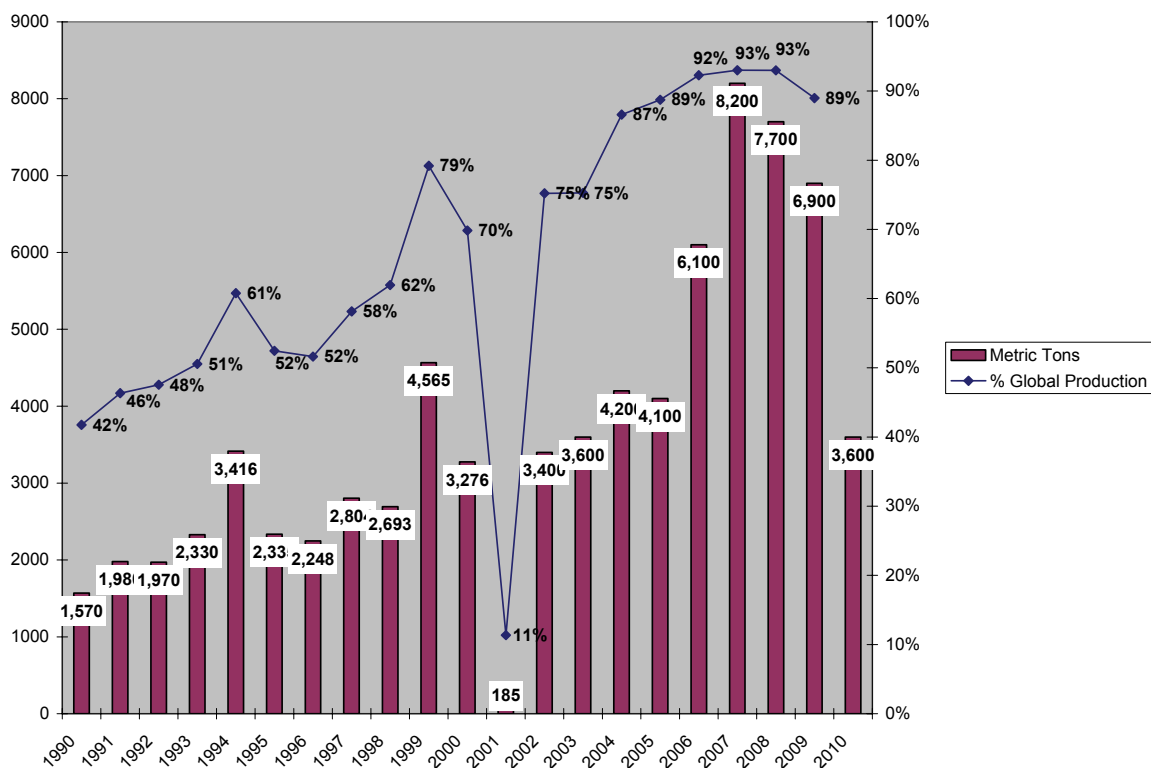
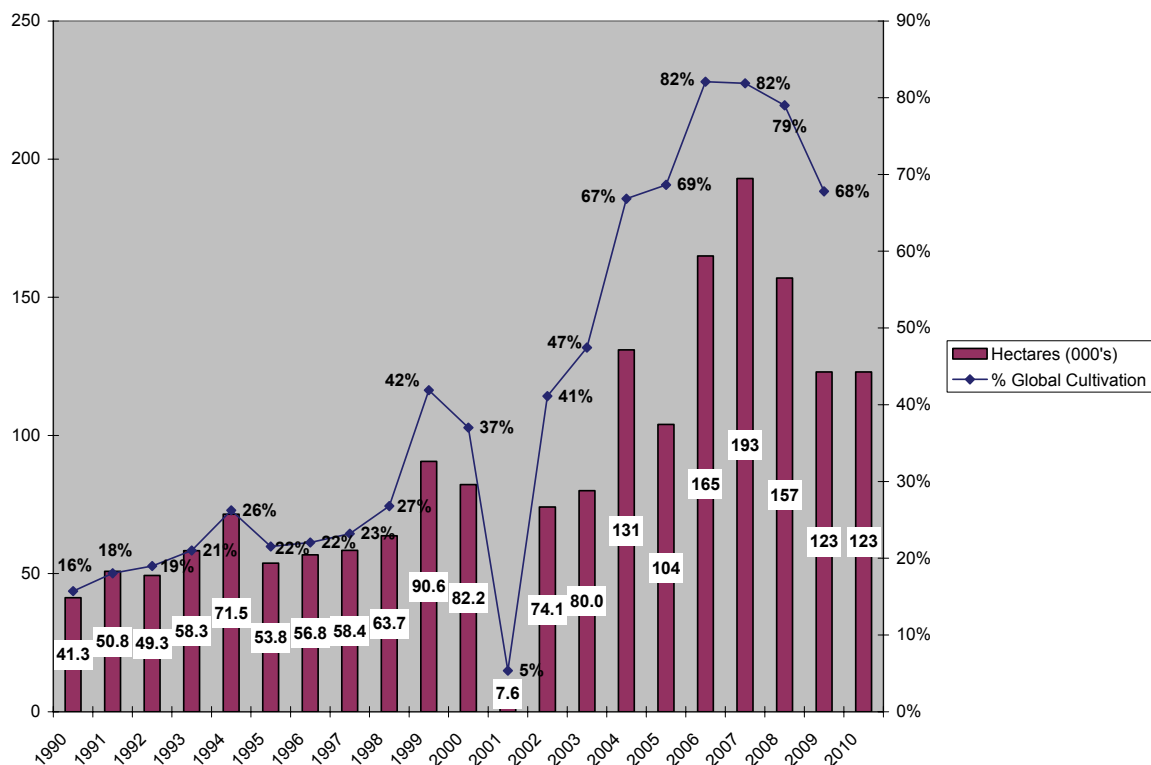
NOTE: Results based on a May 2006 random survey of 157 judges, of whom 17 work with the Supreme Court, 48 on Provincial Appeals Courts and 92 on Urban or District Primary Courts

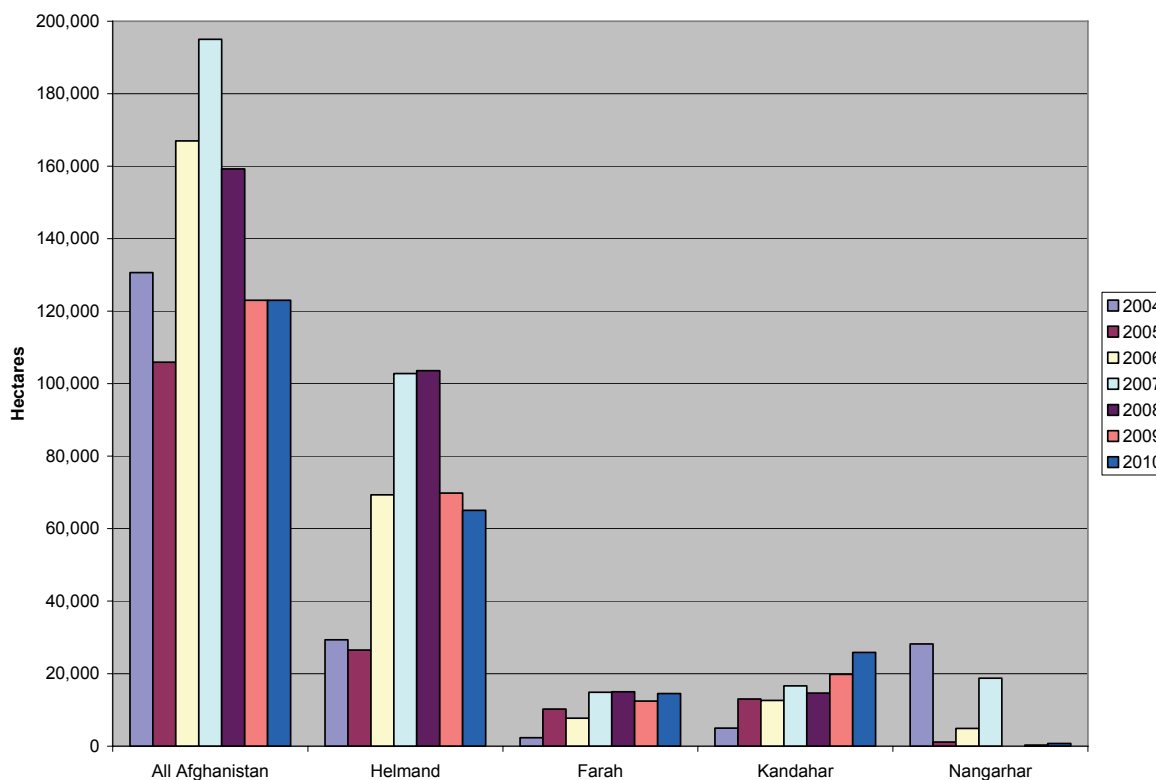
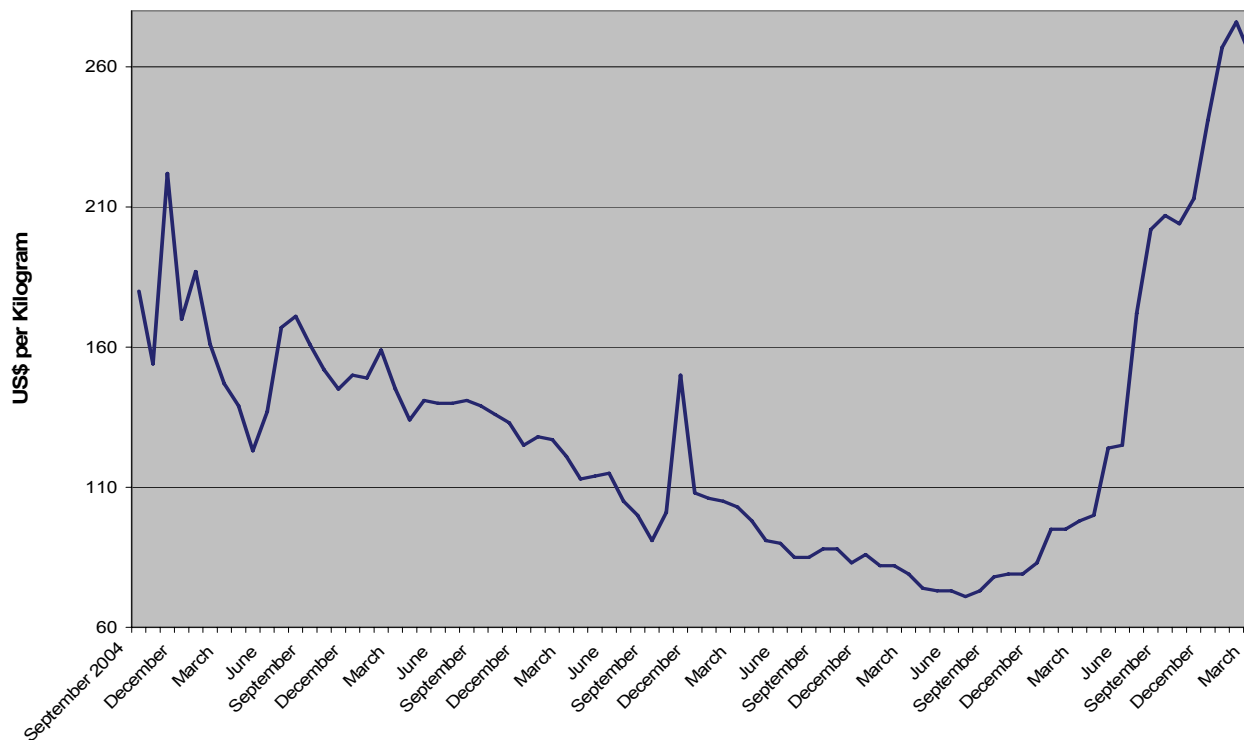
**FIGURE 2.7**Judges in Kandahar Province <sup>54</sup>

Year	Judges
2008	5
2009	7
2010	10
2011	18

NOTE: These numbers are estimates based on ISAF data as of March 2011. Estimated total need is at least 50 judges.



**FIGURE 2.8**Annual Poppy Cultivation in Afghanistan (Hectares) and Percentage of Global Cultivation, 1990-2010<sup>55</sup>**FIGURE 2.9**Annual Opium Production in Afghanistan (Metric Tons) and Percentage of Global Production, 1990-2010<sup>56</sup>

**FIGURE 2.10**Opium Poppy Cultivation Levels in Afghanistan (With Top-Producing Provinces), 2004-2010 (Hectares)<sup>57</sup>**FIGURE 2.11**Monthly Farm-Gate Price for Dry Opium since September 2004 (US\$/Kg)<sup>58</sup>

Through: MARCH 2011

**FIGURE 2.12**Afghanistan's Rank in Reporters without Borders' Index of Press Freedom, 2002-2010<sup>59</sup>

YEAR	SCORE	RANK	NUMBER OF COUNTRIES SURVEYED
2010	51.7	147	178
2009	54.2	149	175
2008	59.3	156	173
2007	56.5	142	169
2006	44.3	130	168
2005	39.2	125	167
2004	28.3	97	167
2003	40.2	134	166
2002	35.5	104	139

**NOTE ON INDEX OF PRESS FREEDOM TABLE:** The Index is based on a questionnaire with 50 criteria for assessing the state of press freedom in each country. It includes every kind of violation directly affecting journalists (such as murders, imprisonment, physical attacks and threats) and news media (censorship, confiscation issues, searches and harassment). In addition to taking into account abuses attributable to the state, those carried out by armed militias, clandestine organizations or pressure groups are also considered.

The lower the score attained, the higher the degree of press freedom in that respective country. Although there is no specific information given regarding how the overall score was compiled, the top-rated countries for 2007 received an overall score of 0.75, with the median receiving a score of 25.3. The overall average score for the 2007 Index was 31.5.

**FIGURE 2.13**Afghanistan's Rank in Transparency International's Annual Corruption Perceptions Index (CPI)<sup>60</sup>

YEAR	RANK	NUMBER OF COUNTRIES SURVEYED
2010	176 (T)	178
2009	179	180
2008	176	180
2007	172 (T)	180
2006	NO DATA	163
2005	117 (T)	159

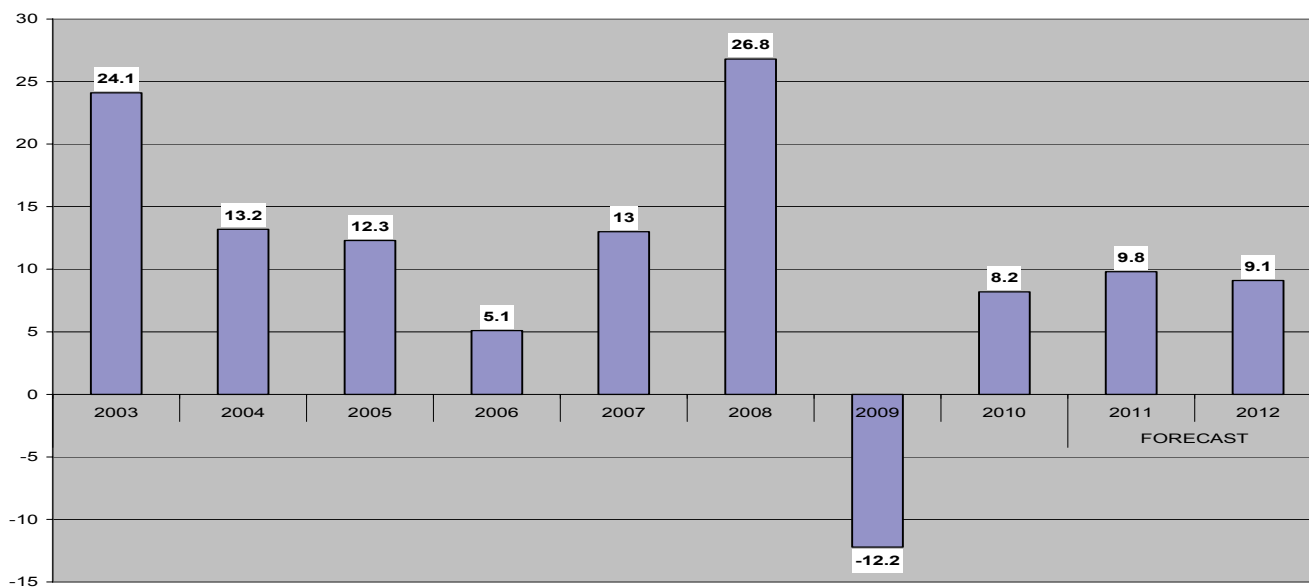
(T): Indicates years Afghanistan's score tied with one or more other country.

**NOTE:** The CPI is a composite index that draws on 14 expert opinion surveys. It scores countries on a scale from zero to ten, with zero indicating high levels of perceived corruption and ten indicating low levels of perceived corruption. Due to a lack of reliable data, Afghanistan was not included in the CPI survey for the years 2006.

### 3. ECONOMIC & QUALITY OF LIFE INDICATORS

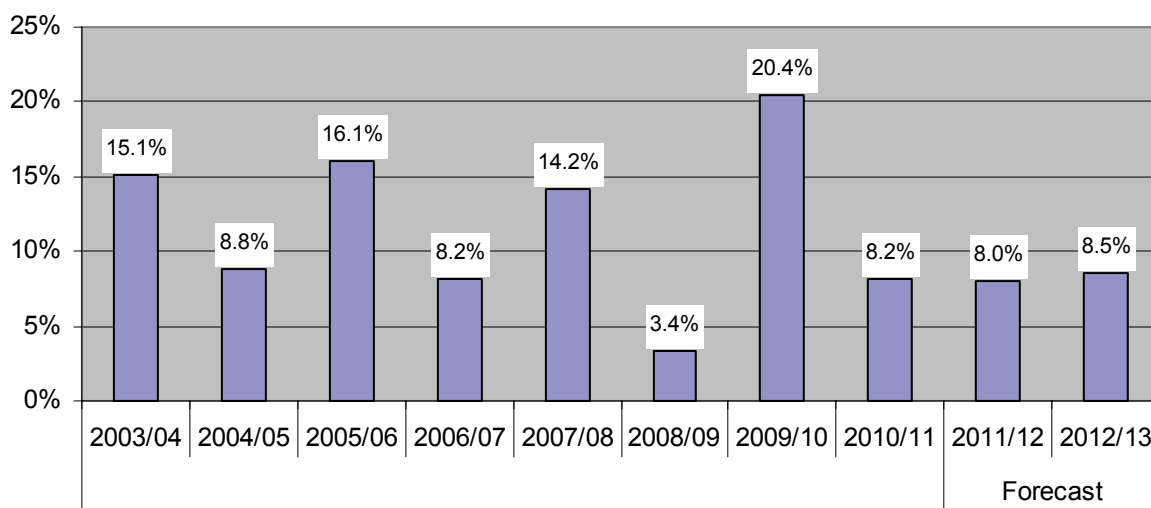
**FIGURE 3.1**

Annual Inflation<sup>61</sup>



**FIGURE 3.2**

Nominal GDP (Growth and Total), 2002/2003-2012/2013<sup>62</sup>



	2002/03	2003/04	2004/05	2005/06	2006/07	2007/08	2008/09	2009/10*	2010/11*
TOTAL (\$US billions)	4.0	4.4	5.4	6.5	7.7	9.7	11.8	14.5	17.0

\*Data based partly on estimates.

**FIGURE 3.3****Pay Charts for Afghan National Security Forces<sup>63</sup>****Afghan National Security Forces**

ANA Rank	ANP Rank	Grade	<1 to 3	>3	>6	>9	>12	>15	>18	>21	>24
GEN	GEN	O-10	945	990	1,005	1,020	1,035	1,050	1,065	1,080	1,095
LTG	LTG	O-9	845	890	905	920	935	950	965	980	995
MG	MG	O-8	745	800	815	830	845	860	875	890	905
BG	BG	O-7	645	700	715	730	745	760	775	790	805
COL	COL	O-6	495	530	545	560	575	590	605	620	635
LTC	LTC	O-5	445	480	495	510	525	540	555	570	585
MAJ	MAJ	O-4	395	430	445	460	475	490	505	520	535
CPT	CPT	O-3	345	350	365	380	395	410	425		
1LT	1LT	O-2	295	310	325	340	355	370			
2LT	2LT	O-1	275	290	305	320	335				
Sergeant Major	Chief NCO	E-9	275	310	325	340	355	370	385	400	415
Master Sgt	1st Sergeant	E-8	255	270	285	300	315	330	345	360	375
Sgt First Class	2nd Sergeant	E-7	235	245	260	275	290	305	320	335	350
Staff Sergeant	3rd Sergeant	E-6	210	230	245	260	275	290	305		
Sergeant	1st Patrolman	E-5	180	215	230	245	260	275			
Soldier	2nd Patrolman	E-4	165	200	215	230	245				

**NOTE:** All salary numbers above are in U.S. \$ per month. Figures as of May 2010.

**Combat Plans Division (CPD) Forces**

Rank	Current Salary	Number of Soldiers
Lieutenant General	800	1
Major General	700	3
Brigadier General	600	6
Colonel	450	60
Lieutenant Colonel	400	193
Major	350	509
Captain	300	693
1st Lieutenant	250	169
2nd Lieutenant	230	20
Senior Sergeant/1st Sergeant	210	1237
2nd Sergeant	190	Not Available
3rd Sergeant	165	Not Available
Soldier	120	2164

**NOTE:** All salary numbers above are in U.S. \$ per month. Figures as of May 2010.

**FIGURE 3.4**Pay Charts for Individuals in the Afghan Legal System<sup>64</sup>

## Supreme Court

Title	Current Salary	Number of Judges
Chief Justice	1,625	1
High Council Members	1,463	8
General Administrator Director of the Judiciary	1,138	1
Supreme Court Advisors	1,300	36
Appeals Court Directors	1,138	34
Supreme Court Department Directors	1,138	11
Appeals Court Dewans Directors	950	102
Appeals Court Members	650	192
Primary Court Dewans Directors	585	56
Urban Court Directors	520	28
District Primary Court Directors	455	230
Supreme Court Department Professional Members	390	57
Primary Court Judicial Members	325	625

**NOTE:** All salary numbers above are in U.S. \$ per month. Figures as of May 2010.

## Ministry of Justice Legal Aid Department

Title	Current Salary
Directors of Legal Aid	260
Legal Aid Providers	200
Legal Aid Providers hired by World Bank	520
Advocates	N/A

**NOTE:** All salary numbers above are in U.S. \$ per month. Figures as of May 2010.

## Attorney General Prosecutor

Title	Current Salary
Average Prosecutor	86

**NOTE:** All salary numbers above are in U.S. \$ per month. Figures as of May 2010.

**FIGURE 3.5**Deposits in Commercial Banks in Afghanistan, 2008 and 2009<sup>65</sup>

Year (Ending March)	Total Deposited
2008	\$1.18 billion
2009	\$2.28 billion

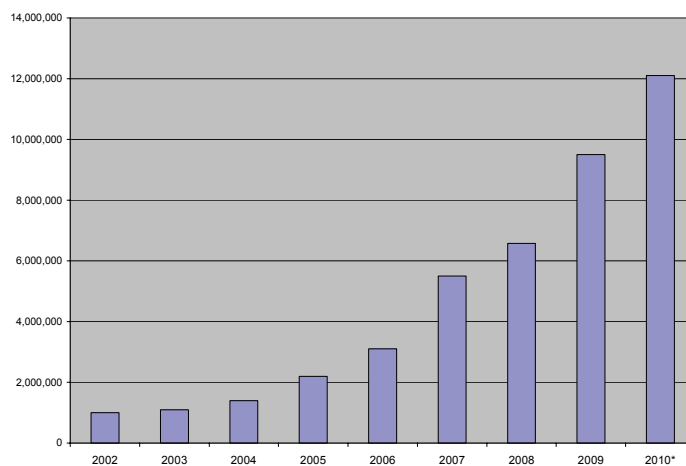
**NOTE:** Deposit value listed in U.S. dollars.

**FIGURE 3.6**Comparison of Electricity Supply Sources and Capacity: 1979, 2002, 2007 and 2009<sup>66</sup>

YEAR	HYDRO (MW)	THERMAL (MW)	IMPORTED (MW)	OTHER* (MW)	TOTAL CAPACITY (MW)
1979	259	137	0	0	396
2002	16	16	87	0	243
2007	90	90	167	133	652
2009	n/a	n/a	n/a	n/a	1028.5

\*Includes diesel, micro-hydro and renewable

**NOTE:** As of September 2009, it is estimated that 15 percent of households in urban centers have access to electricity and 6 percent in rural locations have access. Operational capacity was 60 percent of installed total capacity at last report.

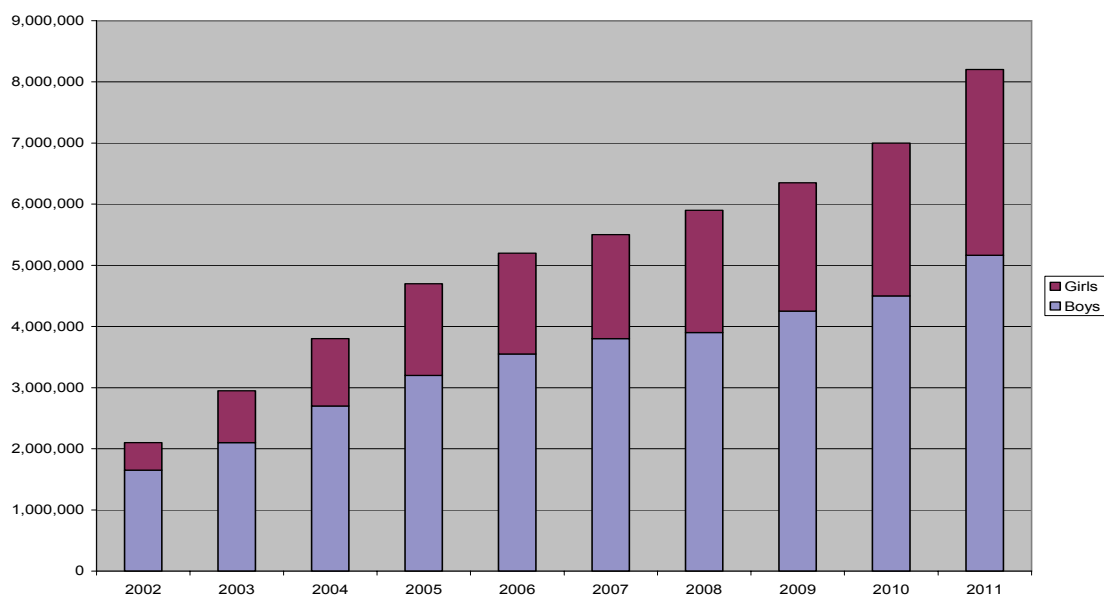
**FIGURE 3.7**Estimated Number of Telephone Users in Afghanistan by Year, 2002-2010<sup>67</sup>

\*2010 figures as of March 31, 2010. 40% of the population is estimated to have a cell phone.

**FIGURE 3.8**Estimated Percentage of Afghans with Access to Water/Sanitation Facilities<sup>68</sup>

Access to safe drinking water	23%
Access to adequate sanitation	12%

AS OF: June 2008

**FIGURE 3.9**Education Metrics<sup>69</sup>**Estimated Annual Enrollment in Elementary and Secondary Education, 2002-2011**

NOTE: It is estimated that in 2001 less than 1 million students were enrolled in primary/secondary education, virtually none of them girls.

**Primary/Secondary Education**

	2007	2008
NUMBER OF SCHOOLS	9,062	10,998
All Girls	1,337	
Co-ed	4,325	
NUMBER OF TEACHERS	147,641	157,244
Women	~40,000	
SINCE APRIL 2006*:		
Schools Razed/Burned Down	238	
Schools closed due to severe threats	650+	
Students and Teachers killed by violence	290	

\*Thru March 2009

**NOTE: APRIL 2009** It is estimated that approximately 500,000 children in four southern provinces are currently prevented from attending school due to the threat of violence.

**Literacy**

Overall	28%
Male	36%
Female	18%

**FIGURE 3.10**Poverty Levels, 2007<sup>70</sup>

% Population Living Below the Poverty Line*	% Population Living Slightly Above the Poverty Line	% Population Experiencing Food Poverty^
42%	20%	45%

\*Defined as living on a monthly income of US \$14/month or less

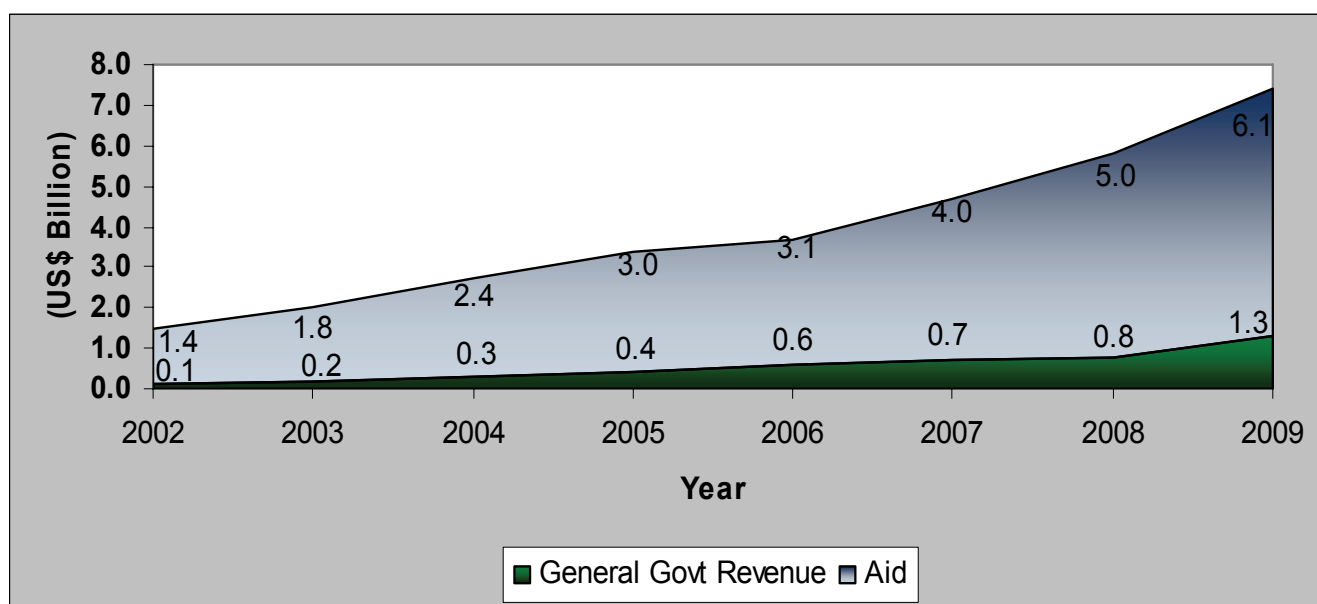
^Those unable to purchase sufficient food to guarantee world standard minimum food intake of 2,100 calories/day



**FIGURE 3.11**Foreign Aid Pledged and Disbursed, 2002-2011 (\$ Billion)<sup>71</sup>

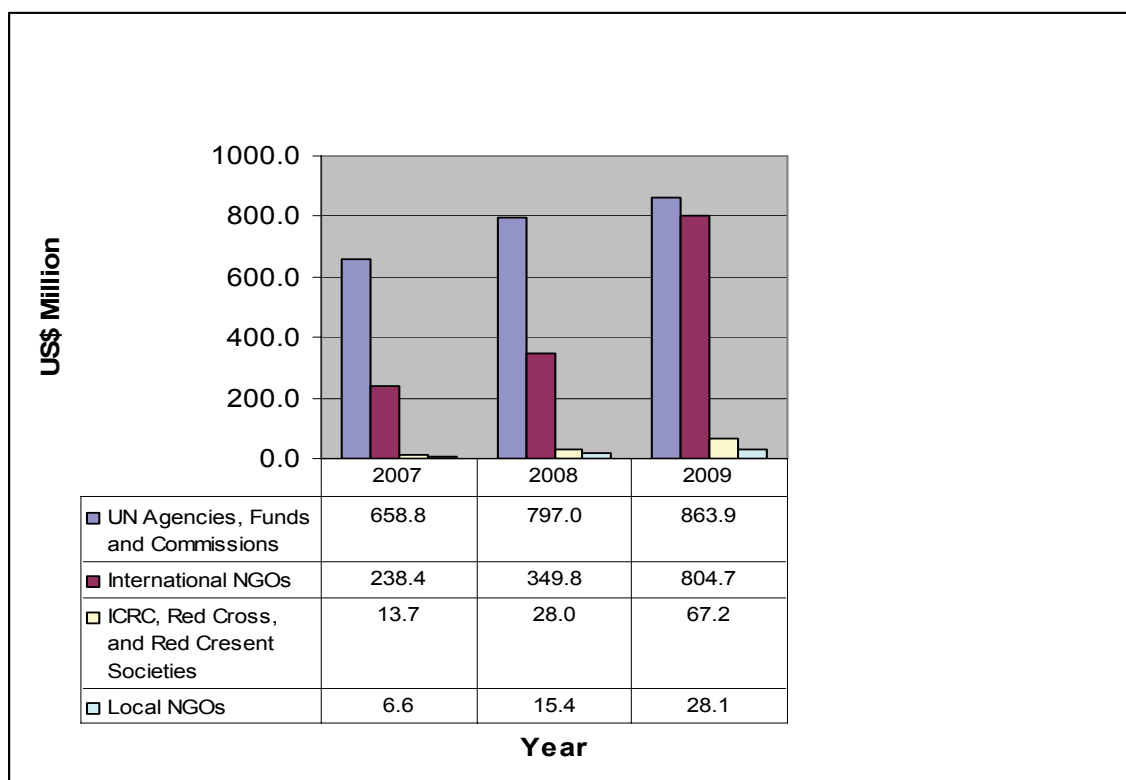
DONOR	Total Pledged 2002-2013	AID Disbursed	% of Pledges Disbursed by end of 2009
US	38.0	10.9	28.8%
EU Institutions	2.0	2.1	102.8%
United Kingdom	2.9	1.8	63.3%
Germany	1.2	1.3	108.0%
Canada	1.7	1.2	70.3%
Japan	1.9	1.0	52.5%
Netherlands	0.8	0.8	102.4%
Norway	0.9	0.7	71.0%
India	1.2	0.4	36.1%
Sweden	1.3	0.4	147.3%
Italy	0.5	0.4	79.6%
Turkey	0.2	0.4	213.7%
Australia	0.4	0.4	98.8%
Iran	0.9	0.3	39.5%
Spain	0.5	0.3	59.8%
Denmark	0.7	0.3	40.2%
France	0.2	0.2	105.9%
Finland	0.2	0.1	97.0%
Russia	0.1	0.1	104.1%
Switzerland	0.1	0.1	102.9%
Multilateral Agencies	5.3	2.7	50.6%
Others	5.9	0.7	12.3%
<b>TOTAL</b>	<b>62.0</b>	<b>26.7</b>	<b>43.1%</b>

**NOTE:** PLEDGED aid is promised but yet to be devoted for a specific purpose and DISBURSED aid has been earmarked and delivered.

**FIGURE 3.12**Aid Disbursements from Government Donors and Multilateral Agencies and General Government Revenue<sup>72</sup>

**FIGURE 3.13**

Aid Channeled Through UN Agencies, International and Local NGOs, ICRC, and the Red Cross/Red Crescent Societies, 2007-2009<sup>73</sup>

**FIGURE 3.14**

Annual Value of Imports and Exports, With Top Trade Partners, 2002-2006 (\$ Millions)<sup>74</sup>

	2002	2003	2004	2005	2006
<b>Exports (TOTAL)</b>	<b>87</b>	<b>210</b>	<b>185</b>	<b>239</b>	<b>274</b>
Pakistan	28	28	45	48	57
India	17	32	39	51	59
United States	4	57	23	62	42
<b>Imports (TOTAL)</b>	<b>1,034</b>	<b>1,608</b>	<b>1,971</b>	<b>3,002</b>	<b>3,633</b>
Pakistan	245	449	511	1,172	1,375
United States	88	67	173	288	459
Germany	57	103	130	167	275
India	57	137	170	158	186
Republic of Korea	141	137	85	66	77
Turkmenistan	31	81	107	122	143
Japan	92	114	73	84	74

**FIGURE 3.15**

Microfinance Clients, Borrowers and Loan Amounts<sup>75</sup>

	Active Clients	Active Borrowers	Number of Loans Disbursed	Amount of Loans Disbursed (\$ millions)	Loans Outstanding (\$ millions)
<b>TOTAL</b>	443,740	375,114	1,155,562	\$453.3	\$111.3
URBAN	308,882	262,042	801,472	\$327.1	\$81.2
RURAL	134,858	113,072	354,090	\$126.2	\$30.2

AS OF: May 2008

**FIGURE 3.16**

## Healthcare Metrics

**% People Living In Districts Where Basic Package of Health Care Program (BPHC) Is Being Implemented<sup>76</sup>**

2003	9%
2005	77%
2006	82%

**NOTE:** The BPHC is a program started in 2002 by the Ministry of Public Health to provide essential basic healthcare throughout Afghanistan's districts.

**Life Expectancy<sup>77</sup>**

	2004	2006
<b>Men</b>	42	44
<b>Women</b>	42	43

**Infant and Children Under-Five Mortality Rates (Per 1,000 Live Births)<sup>78</sup>**

	2003	2006	2008
<b>Infant</b>	165	129	111
<b>Children Under Five</b>	257	191	161

**% OF AFGHAN CHILDREN RECEIVING VARIOUS VACCINATIONS<sup>79</sup>**

	2003	2006
<b>BCG Vaccine</b>	57%	70%
<b>Polio Vaccine</b>	30%	70%

**NOTE:** The BCG is a vaccination to prevent tuberculosis.

## 4. POLLING & PUBLIC OPINION

### AFGHANISTAN: WHERE THINGS STAND<sup>80</sup>

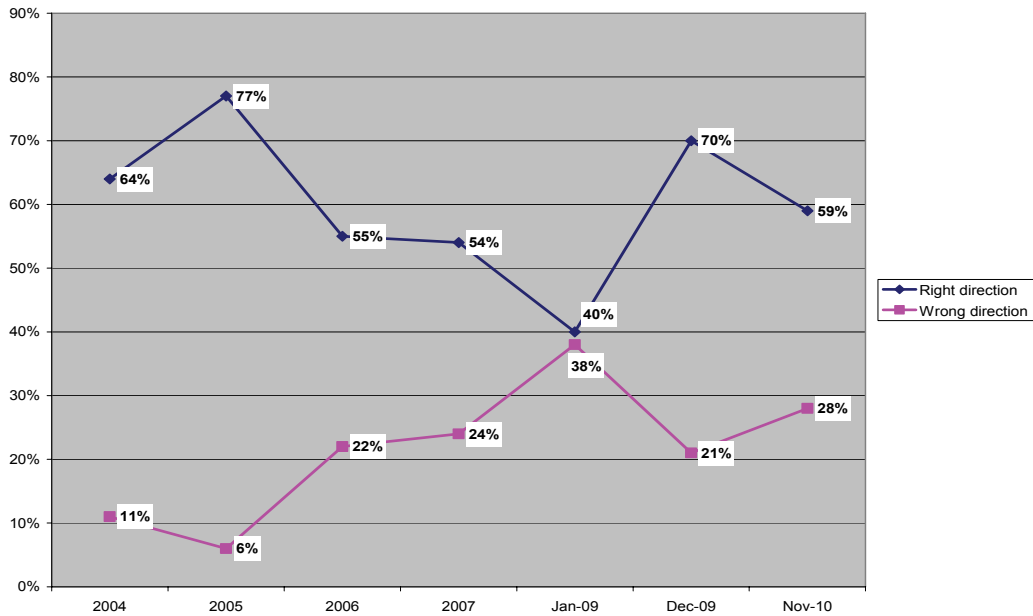
ABC News/BBC/ARD Poll, November 2010

(1,691 Afghan adults from throughout the country were interviewed)

Previous surveys depicted took place March 2004, September 2005, September 2006, November 2007, January 2009, and December 2009.

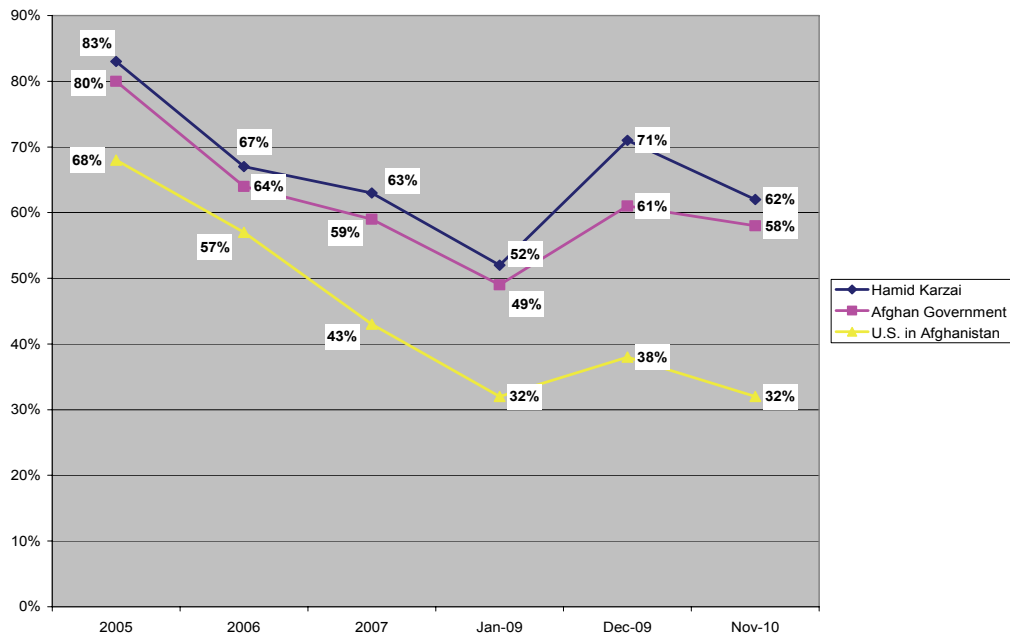
**FIGURE 4.1**

Question: Generally Speaking, Do You Think Things in Afghanistan Today Are Going In the Right Direction, or Do You Think Things Are Going In The Wrong Direction? (2004-2010)



**FIGURE 4.2**

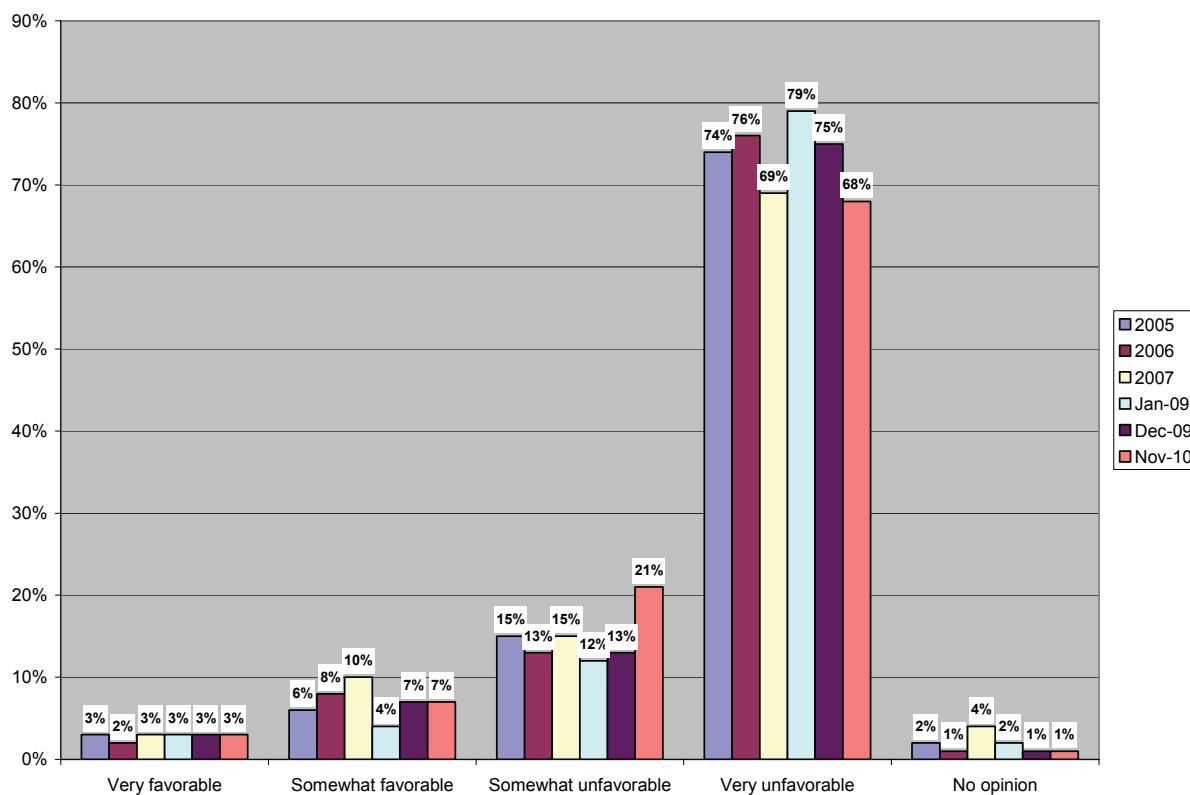
Performance Ratings for Various Entities\*



\*% of respondents who answered "Excellent" or "Good" to the Question: How would you rate the work of...?

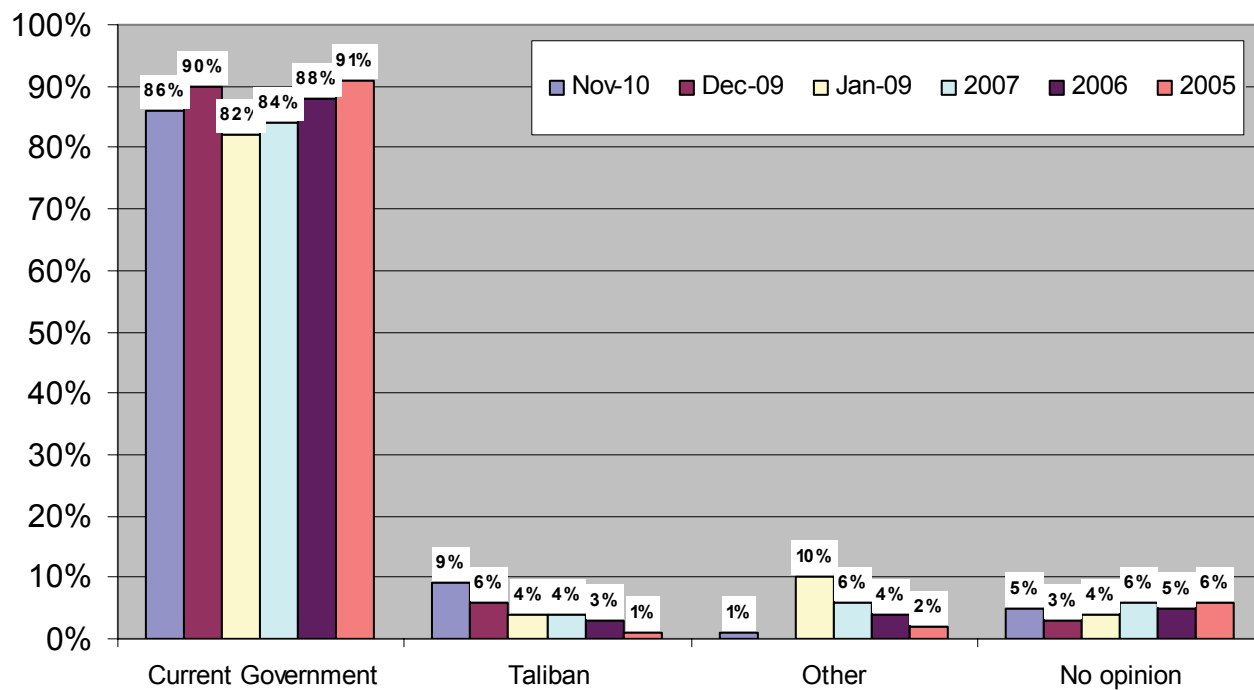
**FIGURE 4.3**

Question: Is Your Opinion of the Taliban Very Favorable, Somewhat Favorable, Somewhat Unfavorable Or Very Unfavorable?



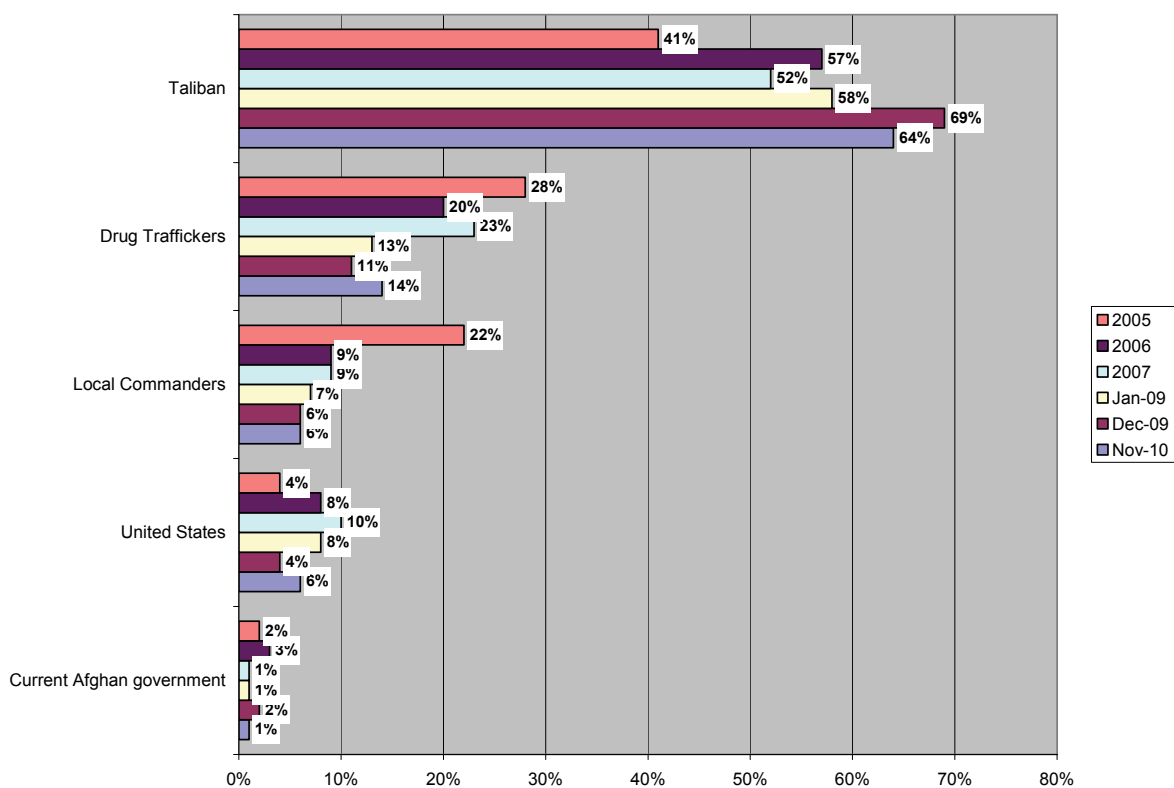
**FIGURE 4.4**

Question: Who Would You Rather Have Ruling Afghanistan Today?

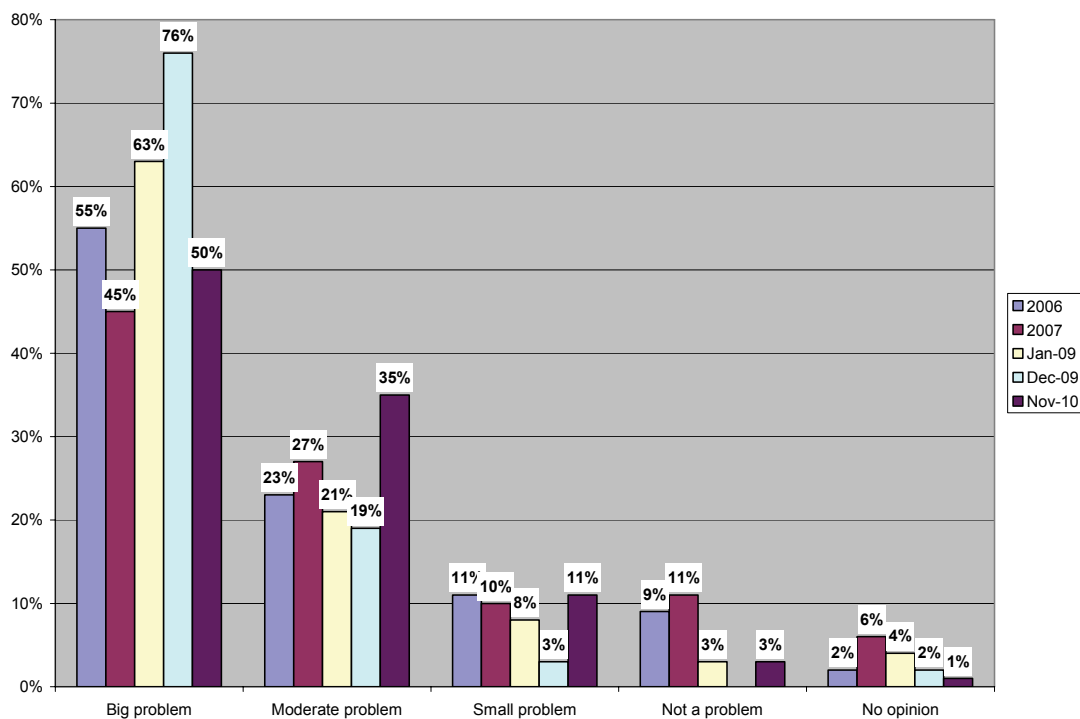


**FIGURE 4.5**

Question: Which Of The Following Do You Think Poses The Biggest Danger In Our Country?

**FIGURE 4.6**

Question: How Much of A Problem Is the Issue of Corruption among Government Officials or the Police in this Area?



# AFGHANISTAN IN 2010: A SURVEY OF THE AFGHAN PEOPLE<sup>81</sup>

Asia Foundation, November 2010

(6,467 Afghan adults from throughout the country were interviewed)

**FIGURE 4.7**

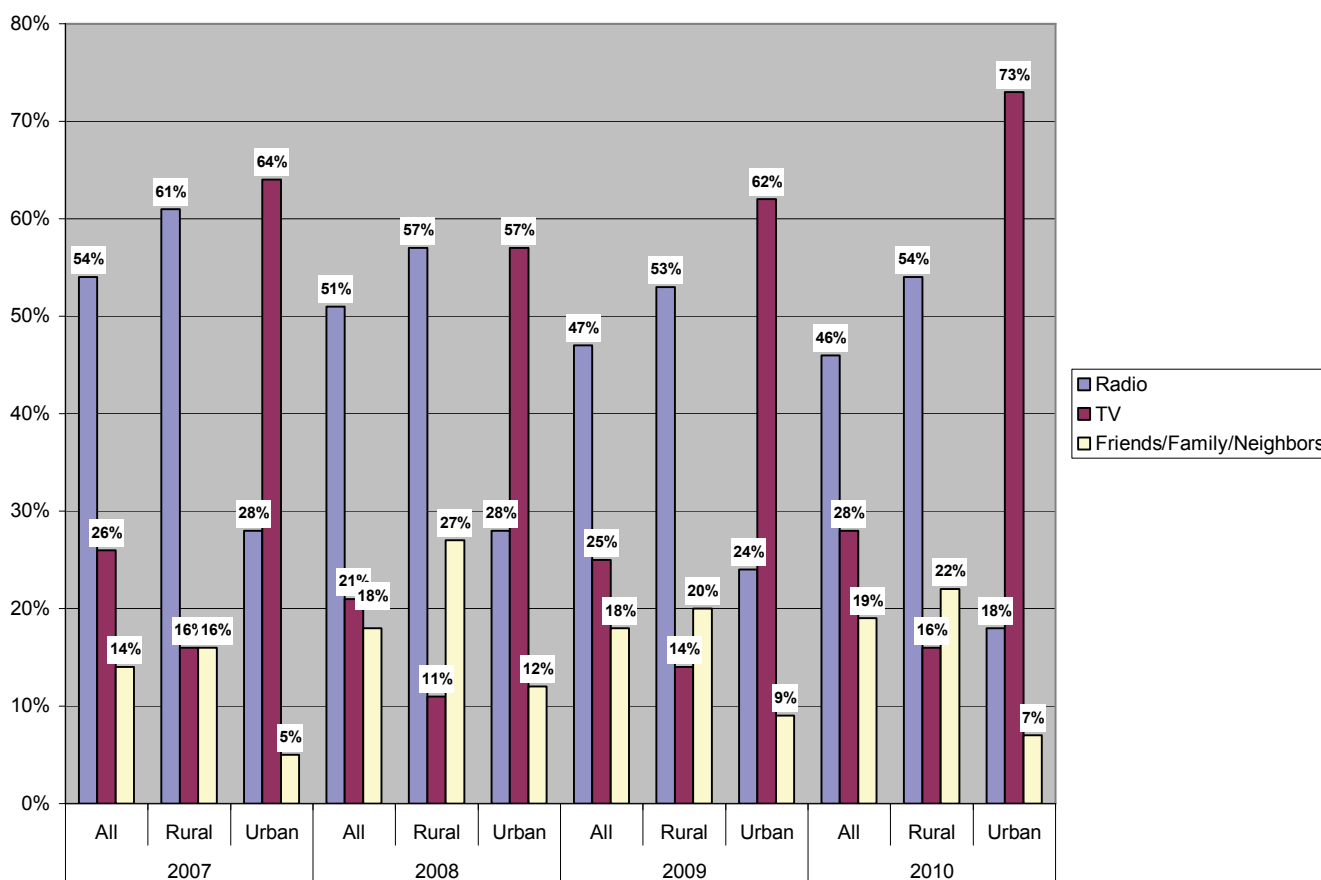
Present Condition of Various Infrastructure in Localities, 2007-2010

INFRASTRUCTURE	VERY/QUITE GOOD (%)				QUITE/VERY BAD (%)			
	2007	2008	2009	2010	2007	2008	2009	2010
Availability of clean drinking water	63	62	63	63	36	38	37	37
Availability of water for irrigation	59	47	53	49	40	49	45	47
Availability of jobs	30	21	24	27	69	78	76	72
Supply of electricity	31	25	34	34	68	74	65	66
Availability of medical care	56	49	49	46	44	50	51	53
Availability of education for children	72	70	67	68	28	29	33	32

Survey Released: September 2007, October 2008, October 2009, and November 2010.

**FIGURE 4.8**

Question: Which Is The Main Source From Where You Normally Get Information About What Is Happening In The Country? (2007, 2008 & 2009)



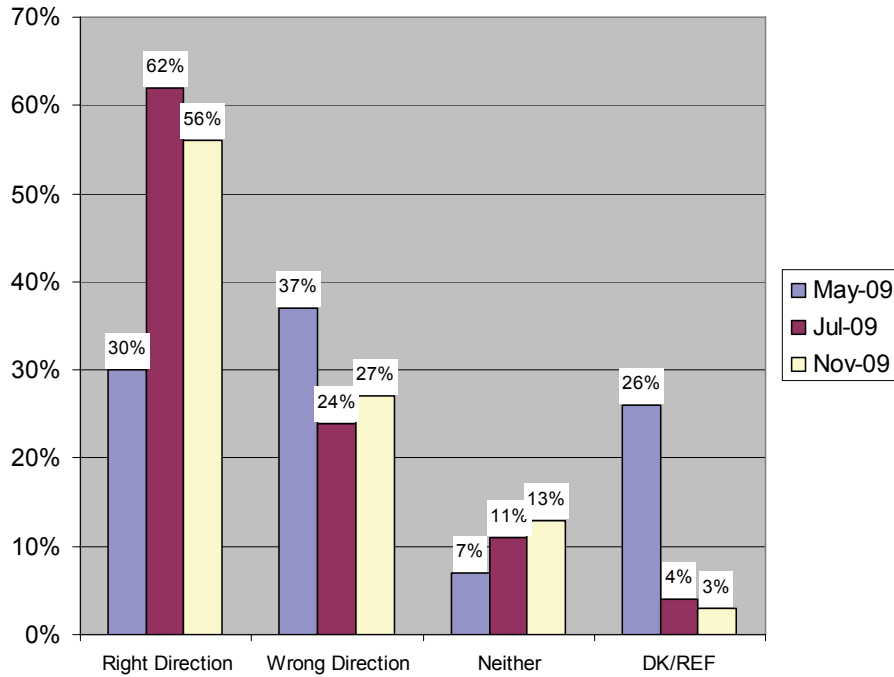
Survey Released: September 2007, October 2008, October 2009, and November 2010.

## AFGHANISTAN PUBLIC OPINION SURVEY<sup>82</sup>

The International Republican Institute, November 2009  
(2,400 Afghan adults from throughout the country were interviewed)  
Previous surveys depicted took place May and July 2009  
Released: January 19, 2010

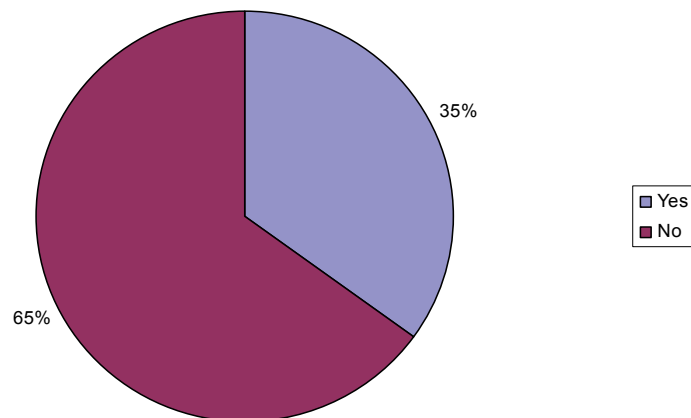
**FIGURE 4.9**

Question: Do you think Afghanistan is moving in the right direction or the wrong direction?



**FIGURE 4.10**

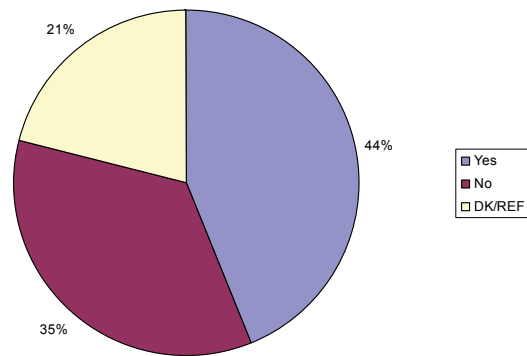
Question: Did you vote in the August 20, 2009 presidential election?





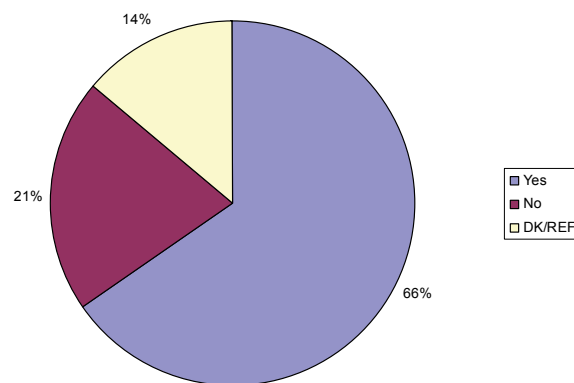
**FIGURE 4.11**

Question: Do you think the presidential election held on August 20, 2009 was free and fair?



**FIGURE 4.12**

Question: Do you think Hamid Karzai is the legitimate President of Afghanistan?



## 5. AFGHANISTAN RESEARCH TOOLS

**FIGURE 5.1**

Additional Sources of Information on Afghanistan

Source	Web Site Address
International Security Assistance Force <i>ISAF, in support of the Government of the Islamic Republic of Afghanistan, conducts operations in Afghanistan to reduce the capability and will of the insurgency, support the growth in capacity and capability of the Afghan National Security Forces (ANSF), and facilitate improvements in governance and socio-economic development, in order to provide a secure environment for sustainable stability that is observable to the population.</i>	<a href="http://www.isaf.nato.int/">http://www.isaf.nato.int/</a>
Afghanistan Conflict Monitor <i>An Initiative of the Human Security Report Project at the School for International Studies at Simon Fraser University. Provides summaries of academic articles and reports, links to documents, publications and data.</i>	<a href="http://www.afghanconflictmonitor.org/">http://www.afghanconflictmonitor.org/</a>
AfghanWire <i>Afghanwire.com provides an internet-based news and information service to organisations and professional users who want to monitor Afghanistan's national media outlets.</i>	<a href="http://www.afghanwire.com/">http://www.afghanwire.com/</a>

<sup>1</sup> Hannah Fairfield and Kevin Quealy, "Troop Levels in Afghanistan Since 2001," *New York Times*, October 1, 2009. Accessed at: <http://www.nytimes.com/interactive/2009/10/01/world/middleeast/afghanistan-policy.html>. Institute for the Study of War, "Afghanistan Order of Battle", November 2009. Accessed at: <http://www.understandingwar.org/files/AfghanistanORBAT.pdf>. February 2010 figures: David Petraeus, *Meet the Press*, February 21, 2010, accessed at [www.msnbc.com](http://www.msnbc.com). "US weighs more troops for north Afghanistan: official", *Agence France Presse*, March 19, 2010. John J. Kruzal, "Special Forces in Iraq to Remain through Drawdown", *American Forces Press Service*, April 1, 2010. Anne Gearan, "More US troops in Afghanistan than Iraq, a first", *Associated Press*, May 24, 2010. Luis Martinez, "Gates, Mullen & Clinton React to McChrystal", *ABC News*, June 24, 2010. Robert Reid, "US casualties in Afghanistan soar to record highs", *The Associated Press*, July 31, 2010. Robert Reid, "5 More American Troops Die in Afghan Fighting", *Associated Press*, August 31, 2010. Robert Burns and Julie Pace, "With Afghan control by 2014, Obama sees combat end", *Associated Press*, November 21, 2010. Tom Vanden Brook, "Afghan pilot kills 9 U.S. trainers", *USA Today*, April 28, 2011. "American Forces in Afghanistan and Iraq", *New York Times*, June 22, 2011.

<sup>2</sup> Michael O'Hanlon and Adriana Lins de Albuquerque, "Afghanistan Index", February 23, 2005. Accessed at: <http://www.brookings.edu/~media/Files/Programs/FP/afghanistan%20index/index20050223.pdf>. Victor Davis Hanson, "Will Iraq work? That's up to us", *National Review Online*, April 23, 2004. U.S. Department of State, "The U.S. and Nato: An Alliance of Purpose", June 2004. Jon Lee Anderson, "The Man in the Palace: Hamid Karzai and the dilemma of being Afghanistan's President", *The New Yorker*, June 6, 2005. Thom Shanker, "Coalition Steps Up Raids as Afghan Elections Approach", *The New York Times*, August 20, 2005. Ahmed Rashid, "Nato's Afghanistan troop dilemma", *BBC News*, December 26, 2005. Michael R. Gordon, "NATO Moves to Tighten Grip in Afghanistan", *The New York Times*, June 9, 2006. Peter Bergen, "Trees and tapes may hint at bin Laden location", *CNN*, August 28, 2006. Mark John and Kristin Roberts, "NATO takes over Afghanistan war", *The Sydney Morning Herald*, September 30, 2006. U.S. Department of Defense, "Correcting the Record", October 5, 2006. Thom Shanker, "Leaving NATO, U.S. General Still Seeks Troops for Afghanistan", *The New York Times*, December 21, 2006. CBC News, "NATO troops in Afghanistan in November 2006", November 29, 2006. "ISAF Troop Placemat", NATO-ISAF Web site. Accessed at: <http://www.isaf.nato.int/en/isaf-placemat-archives.html>

<sup>3</sup> "ISAF Troops Placemat", NATO-ISAF website. Accessed at: <http://www.isaf.nato.int/en/isaf-placemat-archives.html>

<sup>4</sup> Ibid.

<sup>5</sup> U.S. Department of Defense, "Report on Progress toward Security and Stability in Afghanistan", Report to Congress in Accordance with the 2008 National Defense Authorization Act, June 2008, p. 22. Accessed at: [http://www.defenselink.mil/pubs/Report\\_on\\_Progress\\_toward\\_Security\\_and\\_Stability\\_in\\_Afghanistan\\_1230.pdf](http://www.defenselink.mil/pubs/Report_on_Progress_toward_Security_and_Stability_in_Afghanistan_1230.pdf) GAO-08-661, "Afghanistan Security: Further Congressional Action May Be Needed to Ensure Completion of a Detailed Plan to Develop and Sustain Capable Afghan National Security Forces", *Government Accountability Office*, June 2008, p. 33. Accessed at: <http://www.gao.gov/new.items/d08661.pdf> Major General Robert Cone, Press Conference from Afghanistan, November 12, 2008. Accessed at: <http://www.defenselink.mil/transcripts/transcript.aspx?transcriptid=4314> "ISAF Troops Placemat", NATO-ISAF website. Accessed at: [http://www.nato.int/ISAF/docu/epub/pdf/isaf\\_placemat.pdf](http://www.nato.int/ISAF/docu/epub/pdf/isaf_placemat.pdf). Special Inspector General for Afghanistan Reconstruction, "Quarterly Report to the United States Congress", January 30, 2010, p. 60. Accessed at: [http://www.sigar.mil/reports/quarterlyreports/jan2010/pdf/SIGAR\\_Jan2010.pdf](http://www.sigar.mil/reports/quarterlyreports/jan2010/pdf/SIGAR_Jan2010.pdf). ISAF, "Metrics Brief May 2010", unclassified briefing slides. David Gollust, "US Envoy Reports Progress on Afghan Security", *Voice of America*, December 21, 2004. Caroline Wadhams, "Afghanistan: Four Years After the Invasion", *Center for American Progress*, October 2005, p. 5. Accessed at: <http://www.americanprogress.org/kf/afghanistan.pdf>. Anthony Cordesman, "Winning in Afghanistan: How to Face the Rising Threat", *Center for Strategic and International Studies*, December 12, 2006, p. 65. Accessed at: <http://www.comw.org/warreport/fulltext/0612cordesman.pdf>. CJ Radin, "Afghan National Security Forces Order of Battle", *The Long War Journal*, January 2008. Accessed at: [http://www.longwarjournal.org/multimedia/ANSF%20OObpage%206-%20ANP%20\(2008.01.11%20cjr\).pdf](http://www.longwarjournal.org/multimedia/ANSF%20OObpage%206-%20ANP%20(2008.01.11%20cjr).pdf). ISAF, "Metrics Brief February 2011", unclassified briefing slides. ISAF, "Metrics Brief May 2011", unclassified briefing slides. Gen John Keane, "Congressional Testimony", *House Armed Services Committee*, July 27, 2011. Accessed at: [http://armedservices.house.gov/index.cfm/files/serve?File\\_id=29a3688f-b167-4dc7-b78c-7a836a34e144](http://armedservices.house.gov/index.cfm/files/serve?File_id=29a3688f-b167-4dc7-b78c-7a836a34e144)

<sup>6</sup> ISAF, "Metrics Brief February 2011", unclassified briefing slides. Rod Nordland, "Some Police Recruits Impose 'Islamic Tax' on Afghans", *The New York Times*, June 13, 2011.

<sup>7</sup> Ann Scott Tyson, "More Recruits, U.S. Arms Planned for Afghan Military", *Washington Post*, December 5, 2007. U.S. Department of Defense, "Report on Progress toward Security and Stability in Afghanistan", Report to Congress in Accordance with the 2008 National Defense Authorization Act, January 2009, p. 35 (and subsequent reports). Accessed at: [http://www.defenselink.mil/pubs/OCTOBER\\_1230\\_FINAL.pdf](http://www.defenselink.mil/pubs/OCTOBER_1230_FINAL.pdf) "ISAF Troops Placemat", NATO-ISAF website. Accessed at: [http://www.nato.int/ISAF/docu/epub/pdf/isaf\\_placemat.pdf](http://www.nato.int/ISAF/docu/epub/pdf/isaf_placemat.pdf) (and subsequent updates). Combined Security Transition Command – Afghanistan, "Afghan National Army Total End Strength", November 2009 unclassified briefing slides. Special Inspector General for Afghanistan Reconstruction, "Quarterly Report to the United States Congress", January 30, 2010, p. 60. Accessed at: [http://www.sigar.mil/reports/quarterlyreports/jan2010/pdf/SIGAR\\_Jan2010.pdf](http://www.sigar.mil/reports/quarterlyreports/jan2010/pdf/SIGAR_Jan2010.pdf). U.S. Department of Defense, "Report on Progress toward Security and Stability in Afghanistan", Report to Congress in Accordance with the 2008 National Defense Authorization Act, April 2010, p. 6. Accessed at: [http://www.defense.gov/pubs/pdfs/Report\\_Final\\_SecDef\\_04\\_26\\_10.pdf](http://www.defense.gov/pubs/pdfs/Report_Final_SecDef_04_26_10.pdf). ISAF, "Metrics Brief May 2010", unclassified briefing slides. ISAF, "Metrics Brief October 2010", unclassified briefing slides. ISAF, "Metrics Brief February 2011", unclassified briefing slides.

<sup>8</sup> M. O'Hanlon, I. Livingston and H. Messera, "States of Conflict: An Update", *The New York Times*, December 27, 2010.

<sup>9</sup> Ibid. Department of Defense, "DOD News Briefing with Lt. Gen. Caldwell via Teleconference from Afghanistan", August 23, 2010. ISAF, "Metrics Brief September 2010", unclassified briefing slides. ISAF, "Metrics Brief October 2010", unclassified briefing slides. ISAF, "Metrics Brief January 2011", unclassified briefing slides

<sup>10</sup> ISAF, "Metrics Brief September 2010", unclassified briefing slides.

<sup>11</sup> ISAF, "Metrics Brief April 2011", unclassified briefing slides.

<sup>12</sup> ISAF, "Metrics Brief April 2011", unclassified briefing slides.

<sup>13</sup> ISAF, "Metrics Brief September 2010", unclassified briefing slides. ISAF, "Metrics Brief June 2011", unclassified briefing slides.

<sup>14</sup> Ibid.

<sup>15</sup> Moshe Schwartz, "Department of Defense Contractors in Iraq and Afghanistan: Background and Analysis", *Congressional Research Service*, December 14, 2009. Accessed at: <http://www.fas.org/sqp/crs/natsec/R40764.pdf>. Matt Kelley, "Afghanistan Becomes More Dangerous For Contractors", *USA Today*, April 22, 2010. Moshe Schwartz, "Department of Defense Contractors in Iraq", *Congressional Research Service*, July 2, 2010. <http://www.fas.org/sqp/crs/natsec/R40764.pdf>. Moshe Schwartz, "The Department of Defense's Use of Private Security Contractors in Afghanistan and Iraq: Background, Analysis, and Options for Congress", February 21, 2011, p. 8. Accessed at: <http://www.scribd.com/doc/49497821/CRS-report-on-PSCs-in-Afghanistan-and-Iraq-02232011> (and subsequent updates).

<sup>16</sup> Moshe Schwartz, "The Department of Defense's Use of Private Security Contractors in Afghanistan and Iraq: Background, Analysis, and Options for Congress", February 21, 2011, p. 21. Accessed at: <http://www.fas.org/sqp/crs/natsec/R40835.pdf> (and subsequent updates).

<sup>17</sup> Walter Pincus, "U.S. fights trainer shortage, illiteracy in Afghanistan", *The Washington Post*, March 17, 2010.

<sup>18</sup> U.S. Mission Kabul, "Metrics Brief May 2010", unclassified briefing slides. U.S. Mission Kabul, "Metrics Brief September 2010", unclassified briefing slides. U.S. Mission Kabul, "Metrics Brief March 2011", unclassified briefing slides.

<sup>19</sup> Strategic Advisory Group Headquarters ISAF, "Security Metrics: March 2009", prepared April 16, 2009 (and subsequent updates)

<sup>20</sup> Tom Vanden Brook, "Insider' Afghan Attacks Blister", *USA Today*, June 14, 2011.

<sup>21</sup> "Petraeus: 'We're doing everything we can to achieve progress'", *Washingtonpost.com*, August 15, 2010. Accessed at: <http://www.washingtonpost.com/wp-dyn/content/article/2010/08/15/AR2010081501515.html>. Kimberly Dozier, "Petraeus Highlights Special Ops Successes In Afghanistan", *Associated Press*, September 4, 2010. Julian E. Barnes, "U.S. Boosts Ranks of Elite Forces", *Wall Street Journal*, May 6, 2011.

<sup>22</sup> Joshua Partlow, "In Kandahar, the Taliban targets and assassinate those who support U.S. efforts", *The Washington Post*, May 22, 2010. ISAF, "Metrics Brief March 2011", unclassified briefing slides.

<sup>23</sup> U.S. Department of Defense Operation Iraqi Freedom and Operation Enduring Freedom Casualty page. Accessed at: <http://www.defenselink.mil/news/casualty.pdf> Historical data accessed at: <http://siadapp.dmdc.osd.mil/personnel/CASUALTY/castop.htm> [icasualties.org](http://icasualties.org/oef/byNationality.aspx?hndQry=US) Operation Enduring Freedom Casualty Count website. Accessed at: <http://icasualties.org/oef/byNationality.aspx?hndQry=US>

- <sup>24</sup> [icasualties.org Operation Enduring Freedom Casualty Count website](http://icasualties.org/OEF/byNationality.aspx?hndQry=US). Accessed at: <http://icasualties.org/OEF/byNationality.aspx?hndQry=US>
- <sup>25</sup> [icasualties.org Operation Enduring Freedom Casualty Count website](http://icasualties.org/OEF/Default.aspx). Accessed at: <http://icasualties.org/OEF/Default.aspx>
- <sup>26</sup> [icasualties.org Operation Enduring Freedom Casualty Count website](http://icasualties.org/OEF/byNationality.aspx?hndQry=US). Accessed at: <http://icasualties.org/OEF/byNationality.aspx?hndQry=US>
- <sup>27</sup> U.S. Department of Defense Operation Iraqi Freedom and Operation Enduring Freedom Casualty page. Accessed at: <http://www.defenselink.mil/news/casualty.pdf> Historical data accessed at: <http://siadapp.dmdc.osd.mil/personnel/CASUALTY/castop.htm>
- <sup>28</sup> Ibid. Office of Workers Compensation Programs, "Defense Base Act Case Summary by Nation", *United States Department of Labor*, March 31, 2010. Accessed at: <http://www.dol.gov/owcp/dlhw/daaallnation.htm>, "Valerie Bailey Grasso, Baird Webel and Scott Szymendera, "The Defense Act (DBA): The Federally Mandated Workers' Compensation System for Overseas Government Contractors, April 9, 2010. Accessed at: <http://fas.org/sqp/crs/natsec/RL34670.pdf>
- <sup>29</sup> Strategic Advisory Group Headquarters ISAF, "Metrics Brief February 2009", unclassified briefing slides (and subsequent updates). Rod Nordland, "With Raw Recruits, Afghan Police Buildup Falters", *New York Times*, February 2, 2010. Special Inspector General for Afghanistan Reconstruction, "Quarterly Report to the United States Congress", January 30, 2010, p. 61. Accessed at: [http://www.sigar.mil/reports/quarterlyreports/jan2010/pdf/SIGAR\\_Jan2010.pdf](http://www.sigar.mil/reports/quarterlyreports/jan2010/pdf/SIGAR_Jan2010.pdf). ISAF, "Metrics Brief September 2010", unclassified briefing slides
- <sup>30</sup> U.S. Central Command, "Metrics Brief June 2010", unclassified briefing slides. United Nations Assistance Mission Afghanistan, "Afghanistan Annual Report on Protection of Civilians in Armed Conflict, 2010", March 2011. Accessed at: <http://unama.unmissions.org/Portals/UNAMA/human%20rights/March%20PoC%20Annual%20Report%20Final.pdf>. United Nations Assistance Mission to Afghanistan, "May deadliest month for Afghan civilians", May 11, 2011. Accessed at: [http://unama.unmissions.org/Portals/UNAMA/Press%20Statements/June09\\_%202011\\_UNAMA%20POC\\_Eng.pdf](http://unama.unmissions.org/Portals/UNAMA/Press%20Statements/June09_%202011_UNAMA%20POC_Eng.pdf).
- <sup>31</sup> David Wood, "Afghan Air War Grows in Intensity", *Baltimore Sun*, July 28, 2008. United Nations Assistance Mission to Afghanistan, "Humanitarian Factsheet", June 29, 2008. Accessed at: <http://www.unama-afg.org/docs/fact-sheets/2008/08June29-Humanitarian-fact-sheet-English.pdf> United Nations Assistance Mission to Afghanistan, "Armed conflict and Civilian Casualties, Trends and Developments 01 January-31 August, 2008" Accessed at: [http://www.reliefweb.int/rw/RWFiles2008.nsf/FilesByRWDocUnidFilename/EGUA-7JJMA8-full\\_report.pdf/\\$File/full\\_report.pdf](http://www.reliefweb.int/rw/RWFiles2008.nsf/FilesByRWDocUnidFilename/EGUA-7JJMA8-full_report.pdf/$File/full_report.pdf) UN Assistance Mission to Afghanistan, "Protection of Civilians", January 5, 2009. UN Office of the Coordination of Humanitarian Affairs (OCHA), "Monthly Humanitarian Update for Afghanistan", January 2009 (and subsequent monthly reports). U.S. Department of Defense, "Report on Progress toward Security and Stability in Afghanistan", Report to Congress in Accordance with the 2008 National Defense Authorization Act, April 2010, Accessed at: [http://www.defense.gov/pubs/pdfs/Report\\_Final\\_SecDef\\_04\\_26\\_10.pdf](http://www.defense.gov/pubs/pdfs/Report_Final_SecDef_04_26_10.pdf). United Nations Assistance Mission to Afghanistan, "Mid Year Report on Protection of Civilians in Armed Conflict", August 2010. Accessed at: <http://www.unhcr.org/refworld/docid/4c6120382.html>. Ibid. United Nations Assistance Mission Afghanistan, "Afghanistan Midyear Report 2011: Protection of Civilians in Armed Conflict", July 2011. Accessed at: <http://unama.unmissions.org/Portals/UNAMA/Documents/2011%20Midyear%20POC.pdf>.
- <sup>32</sup> Ibid. United Nations General Assembly Security Council, "The situation in Afghanistan and its implications for international peace and security", December 10, 2010, p. 13. Accessed at: [http://www.humansecuritygateway.com/documents/UNGA\\_A65612\\_S2010630\\_SituationinAfghanistananditsImplicationsforInternationalPeaceandSecurity.pdf](http://www.humansecuritygateway.com/documents/UNGA_A65612_S2010630_SituationinAfghanistananditsImplicationsforInternationalPeaceandSecurity.pdf). Ibid. Bill Varner, "Afghan Violence, Civilian Deaths Increasing, UN Chief Reports", *Bloomberg News*, June 29, 2011.
- <sup>33</sup> Committee to Protect Journalists, "Journalists Killed in Afghanistan". Accessed at: <http://www.cpi.org/killed/asia/afghanistan/>.
- <sup>34</sup> United Nations High Commission on Refugees, "First Internally Displaced Persons (IDPs) Convoy leaves Heart for Badghis", *UNHCR Kabul Press Information*, May 5, 2008. Accessed at: <http://www.unhcr.org/cgi-bin/texis/vtx/afghan?page=kabul&id=481f2a6d2>. United Nations Report of the Secretary General, "The situation in Afghanistan and its implications for international peace and security", December 28, 2009. Accessed at: [http://www.reliefweb.int/rw/RWFiles2009.nsf/FilesByRWDocUnidFilename/EGUA-7ZDSWZ-full\\_report.pdf/\\$File/full\\_report.pdf](http://www.reliefweb.int/rw/RWFiles2009.nsf/FilesByRWDocUnidFilename/EGUA-7ZDSWZ-full_report.pdf/$File/full_report.pdf). Internal Displacement Monitoring Centre, "Global statistics: IDP country figures". Accessed at: [http://www.internal-displacement.org/8025708F004CE90B/\(httpCountries\)/DFADB5842F9262BF802570A7004BA6F0?OpenDocument](http://www.internal-displacement.org/8025708F004CE90B/(httpCountries)/DFADB5842F9262BF802570A7004BA6F0?OpenDocument).
- <sup>35</sup> United Nations High Commissioner for Refugees, "Asylum applications lodged in industrialized countries: Levels and trends, 2000-2002", March 11, 2003 and subsequent updates: Accessed at: <http://www.unhcr.org/cgi-bin/texis/vtx/search?page=search&skip=0&cid=49aea93aba&comid=4146b6fc4&keywords=Trends>. David Nakamura, "More Afghans pursue asylum", *The Washington Post*, November 28, 2010.
- <sup>36</sup> "Report on Progress toward Security and Stability in Afghanistan", Report to Congress in Accordance with the 2008 National Defense Authorization Act, April 2010, p. 36-37. Accessed at: [http://www.defense.gov/pubs/pdfs/Report\\_Final\\_SecDef\\_04\\_26\\_10.pdf](http://www.defense.gov/pubs/pdfs/Report_Final_SecDef_04_26_10.pdf). IJC, "IJC Security and ANSF Assessment Summary July 2010", unclassified briefing slides. Report on Progress toward Security and Stability in Afghanistan", Report to Congress in Accordance with the 2008 National Defense Authorization Act, November 2010, p. 52. Accessed at: [http://www.defense.gov/pubs/November\\_1230\\_Report\\_FINAL.pdf](http://www.defense.gov/pubs/November_1230_Report_FINAL.pdf).
- <sup>37</sup> David A. Fulghum, "DOD Chief Logistician Optimistic About Afghanistan", *Aerospace Daily & Defense Report*, January 27, 2010.
- <sup>38</sup> David E. Sander and Mark Mazzetti, "New Estimate of Strength of Al Qaeda is Offered", *New York Times*, July 1, 2010. Michael O'Hanlon and Ian Livingston, "Prime Numbers: A Tale of Two Armies", *Foreign Policy*, March/April 2011. Jim Michaels, "Time Working Against Taliban", *USA Today*, May 26, 2011.
- <sup>39</sup> United States Air Forces Central Combined Air and Space Operations Center, *Comined Forces Air Component Commander 2007-2010 Airpower Statistics*, October 31, 2010. (cited by Noah Shachtman in *Bombs Away: Afghan War Peaks with 1,000 strikes in October*, *Danger Room Blog*, November 10, 2010)
- <sup>40</sup> United States Air Forces Central Combined Air and Space Operations Center, *Comined Forces Air Component Commander 2007-2010 Airpower Statistics*, October 31, 2010. (cited by Noah Shachtman in *Bombs Away: Afghan War Peaks with 1,000 strikes in October*, *Danger Room Blog*, November 10, 2010)
- <sup>41</sup> Hearing of the Senate Select Intelligence Committee Subject: Nomination of General David Petraeus to be the director of the Central Intelligence Agency, June 23, 2011. Answer to question by Senator Udall.
- <sup>42</sup> Rod Nordland, "Afghan Suicide Attacks Seen as Less Effective", *The New York Times*, February 16, 2010.
- <sup>43</sup> Tom Vanden Brook, "In Afghanistan, IED Attacks Hit High in July", *USA Today*, August 19, 2010.
- <sup>44</sup> U.S. Senate Committee on Foreign Relations, "Evaluating U.S. Foreign Assistance to Afghanistan", June 8, 2011, p. 35. Accessed at: <http://foreign.senate.gov/download/?id=E8637185-8E67-4F87-81D1-119AE49A7D1C>
- <sup>45</sup> Special Inspector General for Afghanistan Reconstruction, "Quarterly Report to the United States Congress", January 30, 2009, p. 35. Accessed at: [http://www.sigar.mil/reports/quarterlyreports/jan09/pdf/Report\\_-\\_January\\_2009.pdf](http://www.sigar.mil/reports/quarterlyreports/jan09/pdf/Report_-_January_2009.pdf). Special Inspector General for Afghanistan Reconstruction, "Quarterly Report to the United States Congress", January 30, 2010, p. 141. Accessed at: [http://www.sigar.mil/reports/quarterlyreports/jan2010/pdf/SIGAR\\_Jan2010.pdf](http://www.sigar.mil/reports/quarterlyreports/jan2010/pdf/SIGAR_Jan2010.pdf)
- <sup>46</sup> Gregg Zoroya, "Troops' Morale in Field Plunges", *USA Today*, May 9, 2011
- <sup>47</sup> David Kilcullen, "Measuring Progress in Afghanistan", *Unclassified DoD paper*, January 2010.
- <sup>48</sup> CIA World Factbook, "Afghanistan Country Page", last updated July 24, 2008. Accessed at: <https://www.cia.gov/library/publications/the-world-factbook/geos/af.html>
- <sup>49</sup> PBS, "A Woman Among Warlords: Afghanistan's National Assembly" Accessed at: <http://www.pbs.org/wnet/wideangle/episodes/a-woman-among-warlords/afghanistans-national-assembly/67/> Afghanistan Research and Evaluation Unit, "The A to Z Guide to Afghan Assistance", Sixth Edition, February 2008, pp. 56-61. Accessed at: [http://www.areu.org.af/index.php?option=com\\_frontpage&Itemid=25](http://www.areu.org.af/index.php?option=com_frontpage&Itemid=25) Afghanistan Research and Evaluation Unit, "The A to Z Guide to Afghanistan Assistance, 2009". Accessed at: [http://www.afghanconflictmonitor.org/AREU\\_AtoZquideddevelopmentassistance2009.pdf](http://www.afghanconflictmonitor.org/AREU_AtoZquideddevelopmentassistance2009.pdf). Briefing to Michael O'Hanlon in Afghanistan, March 2011.
- <sup>50</sup> Keith B. Richburg, "In Afghanistan, U.S. seeks to fix a tattered system of Justice", *The Washington Post*, February 28, 2010.
- <sup>51</sup> Center for Policy and Human Development, "Afghanistan Human Development Report 2007", p. 74. Accessed at: [http://www.cphd.af/nhdr/nhdr07/download/pdfs/eng/nhdr07\\_complete.pdf](http://www.cphd.af/nhdr/nhdr07/download/pdfs/eng/nhdr07_complete.pdf)
- <sup>52</sup> Center for Policy and Human Development, "Afghanistan Human Development Report 2007", p. 70-71. Accessed at: [http://www.cphd.af/nhdr/nhdr07/download/pdfs/eng/nhdr07\\_complete.pdf](http://www.cphd.af/nhdr/nhdr07/download/pdfs/eng/nhdr07_complete.pdf)

<sup>53</sup> Ibid.

<sup>54</sup> M. O'Hanlon, I. Livingston and H. Messera, "The States of War", *The New York Times*, June 1, 2010. Briefing to Michael O'Hanlon in Afghanistan, March 2011.

<sup>55</sup> United Nations Office on Drugs and Crime, "2008 World Drug Report", p. 38. Accessed at:

[http://www.unodc.org/documents/wdr/WDR\\_2008/WDR\\_2008\\_eng\\_web.pdf](http://www.unodc.org/documents/wdr/WDR_2008/WDR_2008_eng_web.pdf) United Nations Office on Drugs and Crime, "Afghanistan Opium Survey 2008", November 2008, p. 5. Accessed at: [http://www.unodc.org/documents/crop-monitoring/Afghanistan Opium Survey 2008.pdf](http://www.unodc.org/documents/crop-monitoring/Afghanistan%20Opium%20Survey%202008.pdf). United Nations Office on Drugs and Crime, "2010 World Drug Report", p. 11. Accessed at: [http://www.unodc.org/documents/wdr/WDR\\_2010/World Drug Report 2010 lo-res.pdf](http://www.unodc.org/documents/wdr/WDR_2010/World_Drug_Report_2010_lo-res.pdf). United Nations Office on Drugs and Crime, "Afghanistan Opium Survey 2010", September 2010. Accessed at: [http://www.unodc.org/documents/crop-monitoring/Afghanistan/Afg\\_opium\\_survey\\_2010\\_exsum\\_web.pdf](http://www.unodc.org/documents/crop-monitoring/Afghanistan/Afg_opium_survey_2010_exsum_web.pdf).

<sup>56</sup> Ibid.

<sup>57</sup> United Nations Office on Drugs and Crime, "Opium Winter Rapid Assessment Survey", February 2008, p. 3. Accessed at:

<http://www.unodc.org/documents/crop-monitoring/Afghan-winter-survey-Feb08-short.pdf> United Nations Office on Drugs and Crime, "Afghanistan Opium Survey 2008 Executive Summary", August 2008, p. 7. Accessed at: [http://www.unodc.org/documents/publications/Afghanistan Opium Survey 2008.pdf](http://www.unodc.org/documents/publications/Afghanistan%20Opium%20Survey%202008.pdf). Ibid.

<sup>58</sup> UN Office on Drugs and Crime, "Afghanistan Opium Winter Rapid Assessment Survey", February 2008, p. 9. Accessed at:

<http://www.unodc.org/documents/crop-monitoring/Afghan-winter-survey-Feb08-short.pdf> Jon Boone, "Wheat versus poppy on Helmand front line", *Financial Times*, August 18, 2008. UN Office on Drugs and Crime, "Afghanistan Opium Winter Assessment", January 2009. Accessed at: [http://www.unodc.org/documents/crop-monitoring/ORA\\_report\\_2009.pdf](http://www.unodc.org/documents/crop-monitoring/ORA_report_2009.pdf). UN Office on Drugs and Crime, "Afghanistan Opium Price Monitoring Monthly Report", June 2010. Accessed at:

[http://www.unodc.org/documents/afghanistan/Opium Surveys/Price Monitoring/2010/Afghanistan Opium Price Monitoring June 2010.pdf](http://www.unodc.org/documents/afghanistan/Opium_Surveys/Price_Monitoring/2010/Afghanistan%20Opium%20Price%20Monitoring%20June%202010.pdf). UN Office on Drugs and Crime, "Afghanistan Opium Winter Rapid Assessment Survey", April 2011, p. 11. Accessed at: [http://www.unodc.org/documents/crop-monitoring/Afghanistan/ORAS\\_report\\_2011\\_phase II\\_20110415.pdf](http://www.unodc.org/documents/crop-monitoring/Afghanistan/ORAS_report_2011_phase_II_20110415.pdf)

<sup>59</sup> Press Freedom Index 2007, compiled by "Reporters Without Borders" and released October 16, 2007 (and subsequent reports). Accessible at: <http://en.rsf.org/press-freedom-index.html>.

<sup>60</sup> Transparency International Annual CPI reports accessed at: [http://www.transparency.org/policy\\_research/surveys\\_indices/cpi](http://www.transparency.org/policy_research/surveys_indices/cpi)

<sup>61</sup> Mohammad Ishaque Sarwari, "Development Outlook 2008: Islamic Republic of Afghanistan", *Asian Development Bank*. Accessed at:

<http://www.adb.org/Documents/Books/ADO/2008/AFG.pdf>. Mohammad Ishaque Sarwari, "Development Outlook 2009: Islamic Republic of Afghanistan", *Asian Development Bank*. Accessed at: <http://www.adb.org/documents/books/ado/2009/AFG.pdf>. Asian Development Bank, "Asian Development Outlook 2011", p. 256. Accessed at: <http://www.adb.org/documents/books/ado/2011/ado2011-statisticalappendix.pdf>.

<sup>62</sup> Special Inspector General for Afghanistan Reconstruction, "Quarterly Report to the United States Congress", July 30, 2009, p. 341. Accessed at:

<http://www.sigar.mil/reports/quarterlyreports/Default.aspx>. Policy and Poverty Team South Asia Region, "Afghanistan Economic Update", World Bank, April 2010, p. 11. Accessed at: [http://siteresources.worldbank.org/AFGHANISTANEXTN/Resources/305984-1264608805475/Afghanistan\\_Spring\\_Brief\\_April.pdf](http://siteresources.worldbank.org/AFGHANISTANEXTN/Resources/3059841264608805475/Afghanistan_Spring_Brief_April.pdf).

<sup>63</sup> ISAF, "Metrics Brief May 2010", unclassified briefing slides

<sup>64</sup> ISAF, "Metrics Brief May 2010", unclassified briefing slides

<sup>65</sup> Special Inspector General for Afghanistan Reconstruction, "Quarterly Report to the United States Congress", January 30, 2010, p. 98. Accessed at:

[http://www.sigar.mil/reports/quarterlyreports/jan2010/pdf/SIGAR\\_Jan2010.pdf](http://www.sigar.mil/reports/quarterlyreports/jan2010/pdf/SIGAR_Jan2010.pdf)

<sup>66</sup> Islamic Republic of Afghanistan Government Report, "Afghanistan National Development Strategy, 2008-2013", p 78. Accessed at:

[http://www.and.s.gov.af/ands/final\\_ands/src/final/Afghanistan%20National%20Development%20Strategy\\_eng.pdf](http://www.and.s.gov.af/ands/final_ands/src/final/Afghanistan%20National%20Development%20Strategy_eng.pdf). Special Inspector General for Afghanistan Reconstruction, "Afghanistan Energy Supply Has Increased but An Updated Master Plan Is Needed and Sustainability Concerns Remain", p 4 and 7. Accessed at: <http://www.sigar.mil/reports/pdf/audits/SIGAR%20Audit-10-4.pdf>

<sup>67</sup> Islamic Republic of Afghanistan Government Report, "Afghanistan National Development Strategy, 2008-2013", p 97. Accessed at:

[http://www.and.s.gov.af/ands/final\\_ands/src/final/Afghanistan%20National%20Development%20Strategy\\_eng.pdf](http://www.and.s.gov.af/ands/final_ands/src/final/Afghanistan%20National%20Development%20Strategy_eng.pdf) U.S. Department of Defense, "Report on Progress toward Security and Stability in Afghanistan", Report to Congress in Accordance with the 2008 National Defense Authorization Act, January 2009, p. 13. Accessed at: [http://www.defenselink.mil/pubs/OCTOBER\\_1230\\_FINAL.pdf](http://www.defenselink.mil/pubs/OCTOBER_1230_FINAL.pdf) U.S. Department of Defense, "Report on Progress toward Security and Stability in Afghanistan", Report to Congress in Accordance with the 2008 National Defense Authorization Act, June 2009, p. 51. Accessed at: [http://www.defenselink.mil/pubs/pdfs/1230\\_June-2009Final.pdf](http://www.defenselink.mil/pubs/pdfs/1230_June-2009Final.pdf). U.S. Department of Defense, "Report on Progress toward Security and Stability in Afghanistan", Report to Congress in Accordance with the 2008 National Defense Authorization Act, October 2009, p. 34. Accessed at: [http://www.defense.gov/pubs/pdfs/October\\_2009.pdf](http://www.defense.gov/pubs/pdfs/October_2009.pdf). U.S. Department of Defense, "Report on Progress toward Security and Stability in Afghanistan", Report to Congress in Accordance with the 2008 National Defense Authorization Act, April 2010, p. 68. Accessed at: [http://www.defense.gov/pubs/pdfs/Report\\_Final\\_SecDef\\_04\\_26\\_10.pdf](http://www.defense.gov/pubs/pdfs/Report_Final_SecDef_04_26_10.pdf)

<sup>68</sup> United Nations Assistance Mission to Afghanistan, "Humanitarian Factsheet", June 29, 2008. Accessed at: [http://www.unama-afg.org/docs/\\_UN-Docs/\\_fact-sheets/2008/08June29-Humanitarian-fact-sheet-English.pdf](http://www.unama-afg.org/docs/_UN-Docs/_fact-sheets/2008/08June29-Humanitarian-fact-sheet-English.pdf)

<sup>69</sup> Islamic Republic of Afghanistan Government Report, "Afghanistan National Development Strategy, 2008-2013", pp. 114-116. Accessed at:

[http://www.and.s.gov.af/ands/final\\_ands/src/final/Afghanistan%20National%20Development%20Strategy\\_eng.pdf](http://www.and.s.gov.af/ands/final_ands/src/final/Afghanistan%20National%20Development%20Strategy_eng.pdf) Susan Wardak and Michael Hirth, "Defining the GAPS: The Case of Afghanistan", *Islamic Republic of Afghanistan Ministry of Education*, April 2009. Accessed at: [http://www.afghan-web.com/education/case\\_afa\\_education.pdf](http://www.afghan-web.com/education/case_afa_education.pdf) Strategic Advisory Group Headquarters ISAF, "Metrics Brief March 2009", unclassified briefing slides. Wahedullah Massoud, "No School for almost half of Afghan children: president", *Agence France Presse*, March 6, 2010. David Petraeus, "Newseum conversation with General David Petraeus", March 18, 2011.

<sup>70</sup> Islamic Republic of Afghanistan Government Report, "Afghanistan National Development Strategy, 2008-2013", p. 27. Accessed at:

[http://www.and.s.gov.af/ands/final\\_ands/src/final/Afghanistan%20National%20Development%20Strategy\\_eng.pdf](http://www.and.s.gov.af/ands/final_ands/src/final/Afghanistan%20National%20Development%20Strategy_eng.pdf)

<sup>71</sup> Organization for Economic Cooperation and Development, Development Assistance Committee data cited by: Lydia Poole, *Afghanistan: Tracking Major Resource Flows 2002-2010*, Global Humanitarian Assistance, 4. Accessed at <http://www.globalhumanitarianassistance.org/wp-content/uploads/2011/02/gha-Afghanistan-2011-major-resource-flows.pdf>

<sup>72</sup> Organization for Economic Cooperation and Development, Development Assistance Committee data cited by: Lydia Poole, *Afghanistan: Tracking Major Resource Flows 2002-2010*, Global Humanitarian Assistance, 18. Accessed at <http://www.globalhumanitarianassistance.org/wp-content/uploads/2011/02/gha-Afghanistan-2011-major-resource-flows.pdf>

<sup>73</sup> Organization for Economic Cooperation and Development, Development Assistance Committee data cited by: Lydia Poole, *Afghanistan: Tracking Major Resource Flows 2002-2010*, Global Humanitarian Assistance, 10. Accessed at <http://www.globalhumanitarianassistance.org/wp-content/uploads/2011/02/gha-Afghanistan-2011-major-resource-flows.pdf>

<sup>74</sup> Asian Development Bank, "Key Indicators 2007", p. 162-163. Accessed at: [http://www.adb.org/Documents/Books/Key\\_Indicators/2007/pdf/Key-Indicators-2007.pdf](http://www.adb.org/Documents/Books/Key_Indicators/2007/pdf/Key-Indicators-2007.pdf)

<sup>75</sup> Microfinance Investment Support Facility for Afghanistan, "Microfinance Sector Update", May 2008. Accessed at:

[http://www.misfa.org.af/uploads/files/MF%20Sector%20Update%20March%202008\\_1.pdf](http://www.misfa.org.af/uploads/files/MF%20Sector%20Update%20March%202008_1.pdf)

<sup>76</sup> Islamic Republic of Afghanistan, Ministry of Public Health, "A Basic Package of Health Services for Afghanistan, 2005/1384", November 2005, p. vii. Accessed at: [http://www.msh.org.afghanistan/pdf/Afghanistan\\_BPHS\\_2005\\_1384.pdf](http://www.msh.org.afghanistan/pdf/Afghanistan_BPHS_2005_1384.pdf) Islamic Republic of Afghanistan Government Report, "Afghanistan National Development Strategy, 2008-2013", p 108. Accessed at:

[http://www.and.s.gov.af/ands/final\\_ands/src/final/Afghanistan%20National%20Development%20Strategy\\_eng.pdf](http://www.and.s.gov.af/ands/final_ands/src/final/Afghanistan%20National%20Development%20Strategy_eng.pdf)

<sup>77</sup> Islamic Republic of Afghanistan Government Report, "Afghanistan National Development Strategy, 2008-2013", p 124. Accessed at:

[http://www.and.s.gov.af/ands/final\\_ands/src/final/Afghanistan%20National%20Development%20Strategy\\_eng.pdf](http://www.and.s.gov.af/ands/final_ands/src/final/Afghanistan%20National%20Development%20Strategy_eng.pdf) World Health Organization, "Afghanistan Mortality Country Fact Sheet 2006". Accessed at: [http://www.who.int/whosis/mort/profiles/mort\\_emro\\_afg\\_afghanistan.pdf](http://www.who.int/whosis/mort/profiles/mort_emro_afg_afghanistan.pdf)



- 
- <sup>78</sup>Islamic Republic of Afghanistan Government Report, "Afghanistan National Development Strategy, 2008-2013", p 109. Accessed at: [http://www.and.s.gov.af/ands/final\\_ands/src/final/Afghanistan%20National%20Development%20Strategy\\_eng.pdf](http://www.and.s.gov.af/ands/final_ands/src/final/Afghanistan%20National%20Development%20Strategy_eng.pdf). World Bank, "Afghanistan Country Overview 2010", February 2010. Accessed at: <http://www.worldbank.org.af/WBSITE/EXTERNAL/COUNTRIES/SOUTHASIAEXT/AFGHANISTANEXTN/0,contentMDK:20154015~menuPK:305992~pagePK:141137~piPK:141127~theSitePK:305985,00.html>
- <sup>79</sup> Islamic Republic of Afghanistan Government Report, "Afghanistan National Development Strategy, 2008-2013", p 108. Accessed at: [http://www.and.s.gov.af/ands/final\\_ands/src/final/Afghanistan%20National%20Development%20Strategy\\_eng.pdf](http://www.and.s.gov.af/ands/final_ands/src/final/Afghanistan%20National%20Development%20Strategy_eng.pdf)
- <sup>80</sup> ABC News/BBC/ARD Poll, "Afghanistan: Where Things Stand", released February 9, 2009. Accessed at: <http://abcnews.go.com/images/PollingUnit/1083a1Afghanistan2009.pdf>. ABC News/BBC/ARD Poll, "Afghanistan: Where Things Stand", released January 11, 2010. Accessed at: <http://abcnews.go.com/images/PollingUnit/1099a1Afghanistan-WhereThingsStand.pdf>. ABC News/BBC/ARD Poll, "Afghanistan: Where Things Stand", released December 6, 2010. Accessed at: <http://www.langerresearch.com/uploads/1116a1Afghanistan.pdf>
- <sup>81</sup> Asia Foundation, "Afghanistan in 2007: A Survey of the Afghan People". Accessed at: <http://asiafoundation.org/publications/pdf/20> Asia Foundation, "Afghanistan in 2008: A Survey of the Afghan People". Accessed at: <http://asiafoundation.org/country/afghanistan/2008-poll.php>. Asia Foundation, "Afghanistan in 2009: A Survey of the Afghan People". Accessed at: <http://asiafoundation.org/country/afghanistan/2009-poll.php>
- <sup>82</sup> The International Republican Institute, "Afghanistan Public Opinion Survey: July 16-26, 2009", released August 14, 2009. Accessed at: <http://www.iri.org/mena/afghanistan/pdfs/2009%20August%2014%20Survey%20of%20Afghan%20Public%20Opinion%20July%2016-26,%202009.pdf>. The International Republican Institute, "Afghanistan Post-Election Survey: November 16-25, 2009", released January 19, 2010. Accessed at: [http://www.iri.org/newsreleases/pdfs/2010\\_January\\_14\\_IRI\\_Afghanistan\\_Survey\\_November\\_16-25\\_2009.pdf](http://www.iri.org/newsreleases/pdfs/2010_January_14_IRI_Afghanistan_Survey_November_16-25_2009.pdf)