

PROVIDENCE-NEW BEDFORD-FALL RIVER, RI-MA Metro North America

Total Trade with North America

\$3,778 (millions USD) TOTAL TRADE RANK: **38**

Value Per Ton **\$1,949** TOTAL VPT RANK: **24**

North American Share of Metro's Global Trade **22%** SHARE OF TRADE RANK: **98**

Total Trade with Canada
\$2,517
(millions USD)

Total Trade With Mexico
\$1,261
(millions USD)

Top Metro Trading Partners, Canada

RANK	METROPOLITAN AREA	TOTAL BILATERAL TRADE (\$ MIL)
1	Toronto	\$489
2	Montréal	\$252
3	Calgary	\$128
4	Vancouver	\$77
5	Edmonton	\$74
6	Ottawa-Gatineau	\$68
7	Kitchener-Cambridge-Waterloo	\$67
8	Hamilton	\$58
9	London	\$57
10	Winnipeg	\$49

Top Commodities, Canada (millions USD)


TOTAL EXPORTS \$625
TOTAL IMPORTS \$186
TOTAL TRADE \$811

TOTAL EXPORTS \$162
TOTAL IMPORTS \$182
TOTAL TRADE \$343

TOTAL EXPORTS \$145
TOTAL IMPORTS \$126
TOTAL TRADE \$271

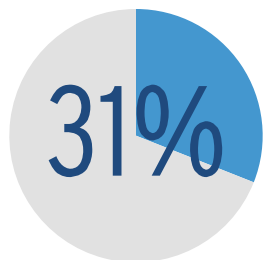
TOTAL EXPORTS \$0
TOTAL IMPORTS \$207
TOTAL TRADE \$207

TOTAL EXPORTS \$152
TOTAL IMPORTS \$44
TOTAL TRADE \$196



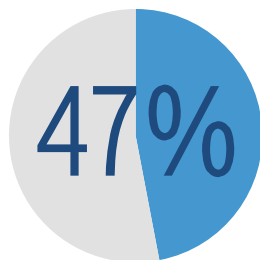
Advanced Industries Share of Trade with North America:

THIS METRO



■ ADVANCED INDUSTRIES

U.S.



■ OTHER INDUSTRIES

Top Metro Trading Partners, Mexico

RANK	METROPOLITAN AREA	TOTAL BILATERAL TRADE (\$ MIL)
1	Mexico City	\$230
2	Monterrey	\$138
3	Guadalajara	\$74
4	Juárez	\$51
5	Tijuana	\$46
6	Puebla-Tlaxcala	\$40
7	Toluca	\$33
8	Reynosa-Río Bravo	\$32
9	Chihuahua	\$29
10	San Luis Potosí	\$25

Top Commodities, Mexico (millions USD)

TOTAL EXPORTS \$120
TOTAL IMPORTS \$199
TOTAL TRADE \$319

TOTAL EXPORTS \$162
TOTAL IMPORTS \$143
TOTAL TRADE \$305

TOTAL EXPORTS \$70
TOTAL IMPORTS \$50
TOTAL TRADE \$120

TOTAL EXPORTS \$72
TOTAL IMPORTS \$28
TOTAL TRADE \$100

TOTAL EXPORTS \$70
TOTAL IMPORTS \$25
TOTAL TRADE \$95

