

PITTSBURGH, PA

Metro North America

Total Trade with North America

\$6,241 (millions USD) TOTAL TRADE RANK: **25**

Value Per Ton **\$1,256** TOTAL VPT RANK: **70**

North American Share of Metro's Global Trade **30%** SHARE OF TRADE RANK: **29**

Total Trade with Canada
\$3,827
(millions USD)

Total Trade With Mexico
\$2,414
(millions USD)

Top Metro Trading Partners, Canada

RANK	METROPOLITAN AREA	TOTAL BILATERAL TRADE (\$ MIL)
1	Toronto	\$672
2	Montréal	\$338
3	Calgary	\$240
4	Edmonton	\$130
5	Hamilton	\$106
6	Kitchener-Cambridge-Waterloo	\$102
7	Vancouver	\$98
8	London	\$89
9	Saint John	\$74
10	Windsor	\$69

Top Commodities, Canada (millions USD)

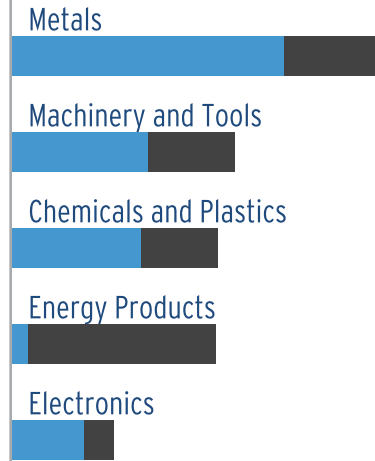
TOTAL EXPORTS \$726
TOTAL IMPORTS \$271
TOTAL TRADE \$997

TOTAL EXPORTS \$362
TOTAL IMPORTS \$231
TOTAL TRADE \$593

TOTAL EXPORTS \$345
TOTAL IMPORTS \$205
TOTAL TRADE \$550

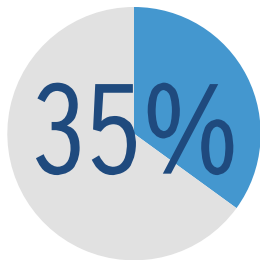
TOTAL EXPORTS \$43
TOTAL IMPORTS \$502
TOTAL TRADE \$545

TOTAL EXPORTS \$192
TOTAL IMPORTS \$80
TOTAL TRADE \$271

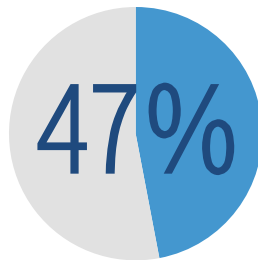


Advanced Industries Share of Trade with North America:

THIS METRO



U.S.



■ ADVANCED INDUSTRIES

■ OTHER INDUSTRIES

Top Metro Trading Partners, Mexico

RANK	METROPOLITAN AREA	TOTAL BILATERAL TRADE (\$ MIL)
1	Mexico City	\$383
2	Monterrey	\$278
3	Guadalajara	\$139
4	Juárez	\$100
5	Tijuana	\$86
6	Puebla-Tlaxcala	\$76
7	Reynosa-Río Bravo	\$66
8	Chihuahua	\$57
9	Toluca	\$52
10	Saltillo	\$49

Top Commodities, Mexico (millions USD)

TOTAL EXPORTS \$174
TOTAL IMPORTS \$416
TOTAL TRADE \$590

TOTAL EXPORTS \$373
TOTAL IMPORTS \$54
TOTAL TRADE \$427

TOTAL EXPORTS \$165
TOTAL IMPORTS \$228
TOTAL TRADE \$392

TOTAL EXPORTS \$232
TOTAL IMPORTS \$43
TOTAL TRADE \$275

TOTAL EXPORTS \$35
TOTAL IMPORTS \$159
TOTAL TRADE \$194

