

PALM BAY-MELBOURNE-TITUSVILLE, FL

Metro North America

Total Trade with North America

\$1,831 (millions USD) TOTAL TRADE RANK: **69**

Value Per Ton **\$3,262** TOTAL VPT RANK: **2**

North American Share of Metro's Global Trade **26%** SHARE OF TRADE RANK: **75**

Total Trade with Canada
\$898
(millions USD)

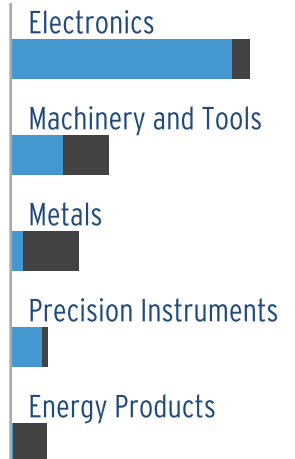
Total Trade With Mexico
\$933
(millions USD)

Top Metro Trading Partners, Canada

RANK	METROPOLITAN AREA	TOTAL BILATERAL TRADE (\$ MIL)
1	Toronto	\$174
2	Montréal	\$105
3	Calgary	\$46
4	Vancouver	\$29
5	Edmonton	\$29
6	Kitchener-Cambridge-Waterloo	\$28
7	Ottawa-Gatineau	\$24
8	London	\$22
9	Hamilton	\$22
10	Winnipeg	\$17

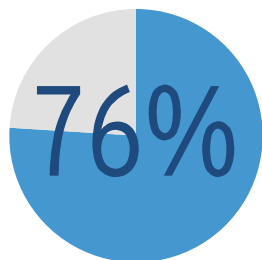
Top Commodities, Canada (millions USD)

TOTAL EXPORTS	\$351
TOTAL IMPORTS	\$28
TOTAL TRADE	\$380
TOTAL EXPORTS	\$81
TOTAL IMPORTS	\$72
TOTAL TRADE	\$153
TOTAL EXPORTS	\$17
TOTAL IMPORTS	\$89
TOTAL TRADE	\$106
TOTAL EXPORTS	\$48
TOTAL IMPORTS	\$8
TOTAL TRADE	\$55
TOTAL EXPORTS	\$1
TOTAL IMPORTS	\$53
TOTAL TRADE	\$54



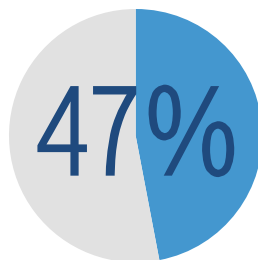
Advanced Industries Share of Trade with North America:

THIS METRO



■ ADVANCED INDUSTRIES

U.S.



■ OTHER INDUSTRIES

Top Metro Trading Partners, Mexico

RANK	METROPOLITAN AREA	TOTAL BILATERAL TRADE (\$ MIL)
1	Mexico City	\$149
2	Monterrey	\$113
3	Guadalajara	\$64
4	Juárez	\$50
5	Tijuana	\$44
6	Reynosa-Río Bravo	\$34
7	Chihuahua	\$32
8	Puebla-Tlaxcala	\$28
9	Mexicali	\$19
10	Toluca	\$19

Top Commodities, Mexico (millions USD)

TOTAL EXPORTS	\$411
TOTAL IMPORTS	\$184
TOTAL TRADE	\$595
TOTAL EXPORTS	\$42
TOTAL IMPORTS	\$99
TOTAL TRADE	\$141
TOTAL EXPORTS	\$26
TOTAL IMPORTS	\$27
TOTAL TRADE	\$53
TOTAL EXPORTS	\$4
TOTAL IMPORTS	\$32
TOTAL TRADE	\$36
TOTAL EXPORTS	\$12
TOTAL IMPORTS	\$20
TOTAL TRADE	\$31

