

MODESTO, CA

Metro North America

Total Trade with North America

\$835 (millions USD) TOTAL TRADE RANK: **98**

Value Per Ton **\$1,057** TOTAL VPT RANK: **83**

North American Share of Metro's Global Trade **33%** SHARE OF TRADE RANK: **13**

Total Trade with Canada
\$443
(millions USD)

Total Trade With Mexico
\$391
(millions USD)

Top Metro Trading Partners, Canada

RANK	METROPOLITAN AREA	TOTAL BILATERAL TRADE (\$ MIL)
1	Toronto	\$71
2	Montréal	\$34
3	Calgary	\$32
4	Vancouver	\$22
5	Edmonton	\$16
6	Kitchener-Cambridge-Waterloo	\$10
7	London	\$9
8	Saint John	\$9
9	Winnipeg	\$8
10	Ottawa-Gatineau	\$8

Top Commodities, Canada (millions USD)

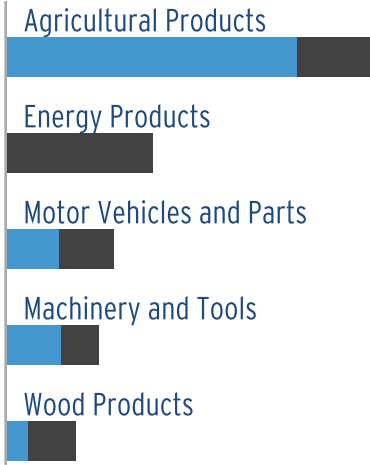
TOTAL EXPORTS \$139
TOTAL IMPORTS \$39
TOTAL TRADE \$179

TOTAL EXPORTS \$0
TOTAL IMPORTS \$70
TOTAL TRADE \$70

TOTAL EXPORTS \$25
TOTAL IMPORTS \$26
TOTAL TRADE \$51

TOTAL EXPORTS \$26
TOTAL IMPORTS \$18
TOTAL TRADE \$44

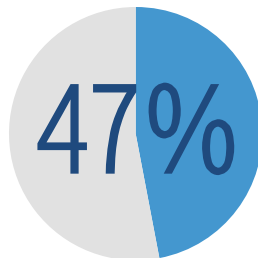
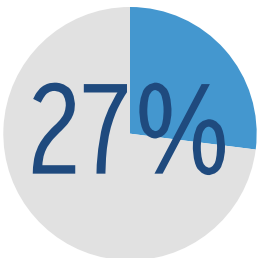
TOTAL EXPORTS \$10
TOTAL IMPORTS \$23
TOTAL TRADE \$33



Advanced Industries Share of Trade with North America:

THIS METRO

U.S.



■ ADVANCED INDUSTRIES

■ OTHER INDUSTRIES

Top Metro Trading Partners, Mexico

RANK	METROPOLITAN AREA	TOTAL BILATERAL TRADE (\$ MIL)
1	Mexico City	\$55
2	Monterrey	\$36
3	Guadalajara	\$20
4	Puebla-Tlaxcala	\$12
5	Juárez	\$12
6	Toluca	\$10
7	Tijuana	\$10
8	Saltillo	\$9
9	Reynosa-Río Bravo	\$8
10	Chihuahua	\$7

Top Commodities, Mexico (millions USD)

TOTAL EXPORTS \$89
TOTAL IMPORTS \$71
TOTAL TRADE \$161

TOTAL EXPORTS \$22
TOTAL IMPORTS \$32
TOTAL TRADE \$54

TOTAL EXPORTS \$1
TOTAL IMPORTS \$49
TOTAL TRADE \$50

TOTAL EXPORTS \$13
TOTAL IMPORTS \$36
TOTAL TRADE \$49

TOTAL EXPORTS \$0
TOTAL IMPORTS \$23
TOTAL TRADE \$24

