

INDIANAPOLIS, IN

Metro North America

Total Trade with North America

\$4,733 (millions USD) TOTAL TRADE RANK: **34**

Value Per Ton **\$1,763** TOTAL VPT RANK: **32**

North American Share of Metro's Global Trade **24%** SHARE OF TRADE RANK: **93**

Total Trade with Canada
\$3,036
(millions USD)

Total Trade With Mexico
\$1,697
(millions USD)

Top Metro Trading Partners, Canada

RANK	METROPOLITAN AREA	TOTAL BILATERAL TRADE (\$ MIL)
1	Toronto	\$580
2	Montréal	\$376
3	Calgary	\$156
4	Edmonton	\$106
5	Kitchener-Cambridge-Waterloo	\$85
6	Vancouver	\$84
7	London	\$73
8	Windsor	\$61
9	Winnipeg	\$61
10	Ottawa-Gatineau	\$60

Top Commodities, Canada (millions USD)

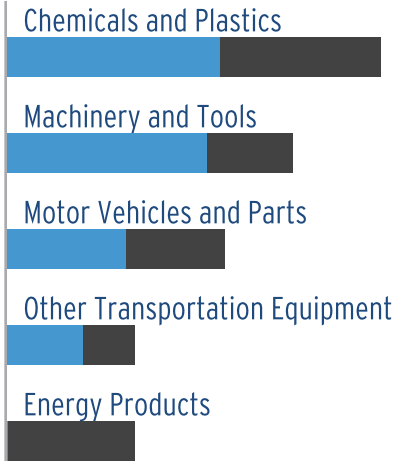
TOTAL EXPORTS \$401
TOTAL IMPORTS \$303
TOTAL TRADE \$704

TOTAL EXPORTS \$376
TOTAL IMPORTS \$162
TOTAL TRADE \$538

TOTAL EXPORTS \$225
TOTAL IMPORTS \$186
TOTAL TRADE \$411

TOTAL EXPORTS \$144
TOTAL IMPORTS \$97
TOTAL TRADE \$241

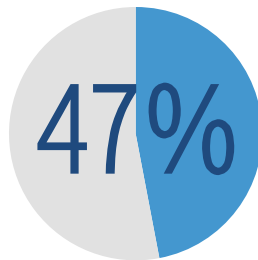
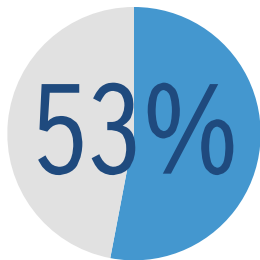
TOTAL EXPORTS \$1
TOTAL IMPORTS \$239
TOTAL TRADE \$240



Advanced Industries Share of Trade with North America:

THIS METRO

U.S.



■ ADVANCED INDUSTRIES

■ OTHER INDUSTRIES

Top Metro Trading Partners, Mexico

RANK	METROPOLITAN AREA	TOTAL BILATERAL TRADE (\$ MIL)
1	Mexico City	\$280
2	Monterrey	\$191
3	Guadalajara	\$100
4	Juárez	\$73
5	Tijuana	\$65
6	Puebla-Tlaxcala	\$59
7	Chihuahua	\$47
8	Reynosa-Río Bravo	\$47
9	Toluca	\$43
10	Saltillo	\$41

Top Commodities, Mexico (millions USD)

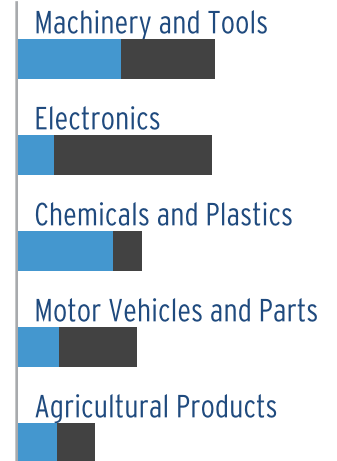
TOTAL EXPORTS \$193
TOTAL IMPORTS \$177
TOTAL TRADE \$370

TOTAL EXPORTS \$68
TOTAL IMPORTS \$297
TOTAL TRADE \$366

TOTAL EXPORTS \$179
TOTAL IMPORTS \$53
TOTAL TRADE \$232

TOTAL EXPORTS \$77
TOTAL IMPORTS \$146
TOTAL TRADE \$223

TOTAL EXPORTS \$73
TOTAL IMPORTS \$70
TOTAL TRADE \$143



* Brookings analysis of Economic Development Research Group data.

* Advanced industry trade includes the following commodity groups: aircraft and parts, electronics, machinery, motor vehicles and parts, pharmaceuticals, and precision instruments.

* Ranks are for the 100 largest metro areas by population.

* Total imports plus total exports may not equal total trade due to rounding.