

HARTFORD-WEST HARTFORD-EAST HARTFORD, CT Metro North America

Total Trade with North America

\$3,604 (millions USD) TOTAL TRADE RANK: **42**

Value Per Ton **\$2,383** TOTAL VPT RANK: **9**

North American Share of Metro's Global Trade **21%** SHARE OF TRADE RANK: **99**

Total Trade with Canada
\$2,498
(millions USD)

Total Trade With Mexico
\$1,105
(millions USD)

Top Metro Trading Partners, Canada

RANK	METROPOLITAN AREA	TOTAL BILATERAL TRADE (\$ MIL)
1	Montréal	\$469
2	Toronto	\$436
3	Calgary	\$132
4	Edmonton	\$76
5	Kitchener-Cambridge-Waterloo	\$72
6	Vancouver	\$68
7	Winnipeg	\$68
8	London	\$60
9	Hamilton	\$46
10	Ottawa-Gatineau	\$43

Top Commodities, Canada (millions USD)

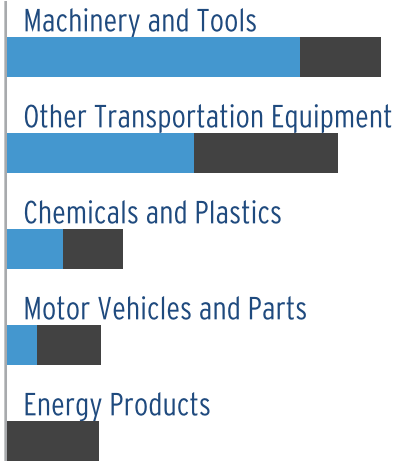
TOTAL EXPORTS: \$565
TOTAL IMPORTS: \$156
TOTAL TRADE: \$721

TOTAL EXPORTS: \$362
TOTAL IMPORTS: \$277
TOTAL TRADE: \$639

TOTAL EXPORTS: \$107
TOTAL IMPORTS: \$115
TOTAL TRADE: \$222

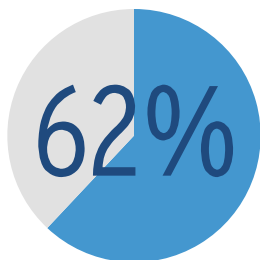
TOTAL EXPORTS: \$57
TOTAL IMPORTS: \$123
TOTAL TRADE: \$181

TOTAL EXPORTS: \$0
TOTAL IMPORTS: \$177
TOTAL TRADE: \$177

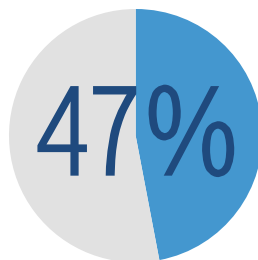


Advanced Industries Share of Trade with North America:

THIS METRO



U.S.



■ ADVANCED INDUSTRIES

■ OTHER INDUSTRIES

Top Metro Trading Partners, Mexico

RANK	METROPOLITAN AREA	TOTAL BILATERAL TRADE (\$ MIL)
1	Mexico City	\$166
2	Monterrey	\$129
3	Guadalajara	\$61
4	Juárez	\$44
5	Tijuana	\$41
6	Chihuahua	\$40
7	Puebla-Tlaxcala	\$34
8	Reynosa-Río Bravo	\$30
9	Saltillo	\$27
10	Mexicali	\$26

Top Commodities, Mexico (millions USD)

TOTAL EXPORTS: \$224
TOTAL IMPORTS: \$131
TOTAL TRADE: \$355

TOTAL EXPORTS: \$100
TOTAL IMPORTS: \$182
TOTAL TRADE: \$282

TOTAL EXPORTS: \$15
TOTAL IMPORTS: \$76
TOTAL TRADE: \$92

TOTAL EXPORTS: \$66
TOTAL IMPORTS: \$7
TOTAL TRADE: \$73

TOTAL EXPORTS: \$47
TOTAL IMPORTS: \$21
TOTAL TRADE: \$69

