

GREENVILLE, SC

Metro North America

Total Trade with North America

\$2,411 (millions USD) TOTAL TRADE RANK: **56**

Value Per Ton **\$2,517** TOTAL VPT RANK: **6**

North American Share of Metro's Global Trade **27%** SHARE OF TRADE RANK: **70**

Total Trade with Canada
\$1,425
(millions USD)

Total Trade With Mexico
\$987
(millions USD)

Top Metro Trading Partners, Canada

| RANK | METROPOLITAN AREA | TOTAL BILATERAL TRADE (\$ MIL) |
|------|------------------------------|--------------------------------|
| 1 | Toronto | \$255 |
| 2 | Montréal | \$145 |
| 3 | Calgary | \$90 |
| 4 | Edmonton | \$63 |
| 5 | Vancouver | \$45 |
| 6 | Kitchener-Cambridge-Waterloo | \$41 |
| 7 | Hamilton | \$32 |
| 8 | London | \$31 |
| 9 | Winnipeg | \$30 |
| 10 | Windsor | \$28 |

Top Commodities, Canada (millions USD)

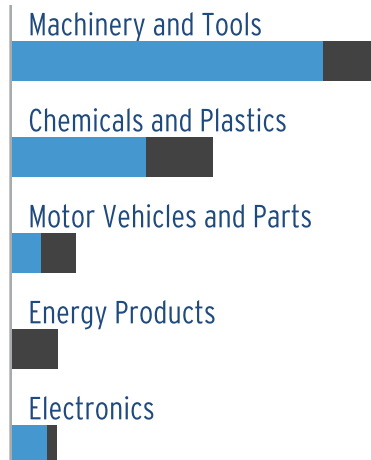
TOTAL EXPORTS \$492
TOTAL IMPORTS \$97
TOTAL TRADE \$590

TOTAL EXPORTS \$212
TOTAL IMPORTS \$105
TOTAL TRADE \$317

TOTAL EXPORTS \$46
TOTAL IMPORTS \$54
TOTAL TRADE \$100

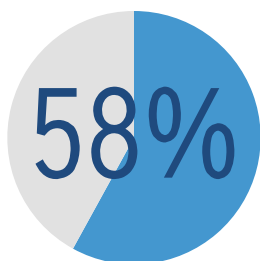
TOTAL EXPORTS \$0
TOTAL IMPORTS \$72
TOTAL TRADE \$72

TOTAL EXPORTS \$55
TOTAL IMPORTS \$15
TOTAL TRADE \$71



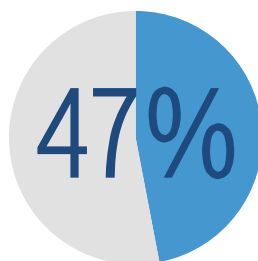
Advanced Industries Share of Trade with North America:

THIS METRO



■ ADVANCED INDUSTRIES

U.S.



■ OTHER INDUSTRIES

Top Metro Trading Partners, Mexico

| RANK | METROPOLITAN AREA | TOTAL BILATERAL TRADE (\$ MIL) |
|------|-------------------|--------------------------------|
| 1 | Mexico City | \$164 |
| 2 | Monterrey | \$116 |
| 3 | Guadalajara | \$53 |
| 4 | Juárez | \$32 |
| 5 | Puebla-Tlaxcala | \$31 |
| 6 | Tijuana | \$30 |
| 7 | Reynosa-Río Bravo | \$25 |
| 8 | Toluca | \$23 |
| 9 | Chihuahua | \$22 |
| 10 | Saltillo | \$21 |

Top Commodities, Mexico (millions USD)

TOTAL EXPORTS \$278
TOTAL IMPORTS \$122
TOTAL TRADE \$400

TOTAL EXPORTS \$167
TOTAL IMPORTS \$26
TOTAL TRADE \$193

TOTAL EXPORTS \$59
TOTAL IMPORTS \$93
TOTAL TRADE \$152

TOTAL EXPORTS \$52
TOTAL IMPORTS \$22
TOTAL TRADE \$74

TOTAL EXPORTS \$17
TOTAL IMPORTS \$45
TOTAL TRADE \$61

