

# BOISE CITY-NAMPA, ID

Metro North America

## Total Trade with North America

**\$1,559** (millions USD) TOTAL TRADE RANK: **80**

Value Per Ton **\$1,769** TOTAL VPT RANK: **31**

North American Share of Metro's Global Trade **33%** SHARE OF TRADE RANK: **14**

Total Trade with Canada  
**\$742**  
(millions USD)

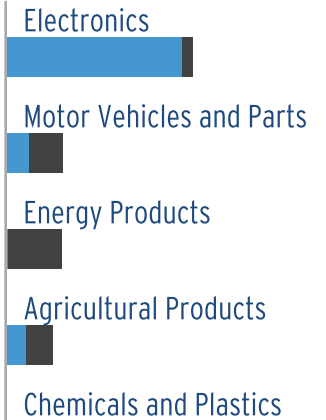
Total Trade With Mexico  
**\$818**  
(millions USD)

## Top Metro Trading Partners, Canada

RANK	METROPOLITAN AREA	TOTAL BILATERAL TRADE (\$ MIL)
1	Toronto	\$130
2	Montréal	\$74
3	Calgary	\$48
4	Vancouver	\$29
5	Edmonton	\$25
6	Kitchener-Cambridge-Waterloo	\$22
7	London	\$19
8	Ottawa-Gatineau	\$16
9	Hamilton	\$14
10	Windsor	\$14

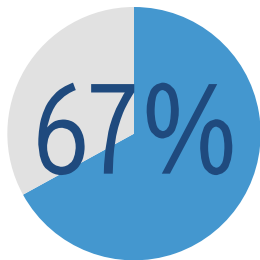
## Top Commodities, Canada (millions USD)

TOTAL EXPORTS	\$255
TOTAL IMPORTS	\$15
TOTAL TRADE	\$270
TOTAL EXPORTS	\$32
TOTAL IMPORTS	\$49
TOTAL TRADE	\$80
TOTAL EXPORTS	\$1
TOTAL IMPORTS	\$78
TOTAL TRADE	\$79
TOTAL EXPORTS	\$28
TOTAL IMPORTS	\$38
TOTAL TRADE	\$66
TOTAL EXPORTS	\$17
TOTAL IMPORTS	\$45
TOTAL TRADE	\$63



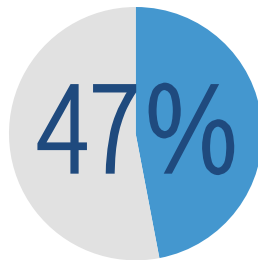
## Advanced Industries Share of Trade with North America:

THIS METRO



■ ADVANCED INDUSTRIES

U.S.



■ OTHER INDUSTRIES

## Top Metro Trading Partners, Mexico

RANK	METROPOLITAN AREA	TOTAL BILATERAL TRADE (\$ MIL)
1	Mexico City	\$125
2	Monterrey	\$90
3	Guadalajara	\$56
4	Juárez	\$43
5	Tijuana	\$39
6	Chihuahua	\$30
7	Puebla-Tlaxcala	\$26
8	Reynosa-Río Bravo	\$24
9	Toluca	\$18
10	Mexicali	\$18

## Top Commodities, Mexico (millions USD)

TOTAL EXPORTS	\$385
TOTAL IMPORTS	\$159
TOTAL TRADE	\$544
TOTAL EXPORTS	\$14
TOTAL IMPORTS	\$51
TOTAL TRADE	\$64
TOTAL EXPORTS	\$13
TOTAL IMPORTS	\$40
TOTAL TRADE	\$52
TOTAL EXPORTS	\$21
TOTAL IMPORTS	\$32
TOTAL TRADE	\$52
TOTAL EXPORTS	\$16
TOTAL IMPORTS	\$11
TOTAL TRADE	\$27

