

ALBANY-SCHENECTADY-TROY, NY

Metro North America

Total Trade with North America

\$1,819 (millions USD) TOTAL TRADE RANK: **71**

Value Per Ton **\$1,678** TOTAL VPT RANK: **36**

North American Share of Metro's Global Trade **28%** SHARE OF TRADE RANK: **56**

Total Trade with Canada
\$1,183
(millions USD)

Total Trade With Mexico
\$636
(millions USD)

Top Metro Trading Partners, Canada

RANK	METROPOLITAN AREA	TOTAL BILATERAL TRADE (\$ MIL)
1	Toronto	\$214
2	Montréal	\$107
3	Calgary	\$82
4	Edmonton	\$47
5	Vancouver	\$35
6	Kitchener-Cambridge-Waterloo	\$34
7	London	\$26
8	Hamilton	\$24
9	Windsor	\$24
10	Saint John	\$24

Top Commodities, Canada (millions USD)

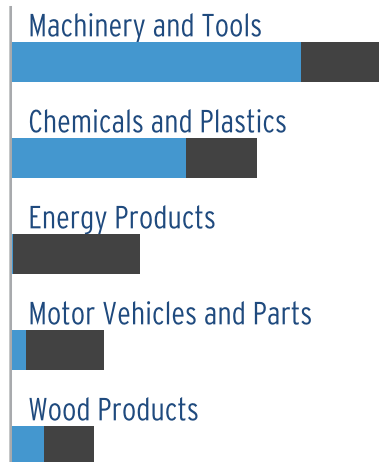
TOTAL EXPORTS: \$300
TOTAL IMPORTS: \$88
TOTAL TRADE: \$388

TOTAL EXPORTS: \$181
TOTAL IMPORTS: \$73
TOTAL TRADE: \$254

TOTAL EXPORTS: \$1
TOTAL IMPORTS: \$131
TOTAL TRADE: \$131

TOTAL EXPORTS: \$14
TOTAL IMPORTS: \$81
TOTAL TRADE: \$95

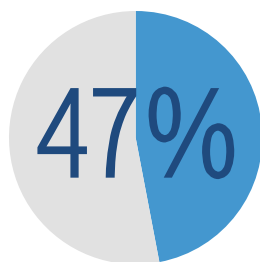
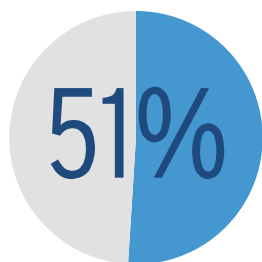
TOTAL EXPORTS: \$33
TOTAL IMPORTS: \$51
TOTAL TRADE: \$84



Advanced Industries Share of Trade with North America:

THIS METRO

U.S.



■ ADVANCED INDUSTRIES

■ OTHER INDUSTRIES

Top Metro Trading Partners, Mexico

RANK	METROPOLITAN AREA	TOTAL BILATERAL TRADE (\$ MIL)
1	Mexico City	\$104
2	Monterrey	\$74
3	Guadalajara	\$36
4	Juárez	\$25
5	Tijuana	\$22
6	Puebla-Tlaxcala	\$22
7	Reynosa-Río Bravo	\$17
8	Toluca	\$16
9	Chihuahua	\$15
10	Saltillo	\$15

Top Commodities, Mexico (millions USD)

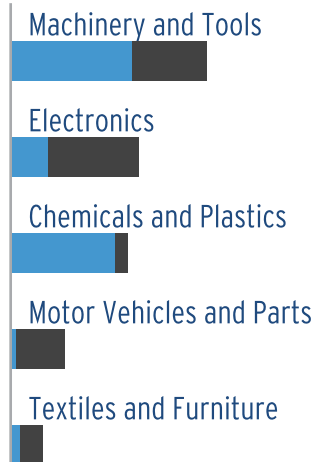
TOTAL EXPORTS: \$125
TOTAL IMPORTS: \$77
TOTAL TRADE: \$202

TOTAL EXPORTS: \$37
TOTAL IMPORTS: \$94
TOTAL TRADE: \$131

TOTAL EXPORTS: \$107
TOTAL IMPORTS: \$13
TOTAL TRADE: \$121

TOTAL EXPORTS: \$4
TOTAL IMPORTS: \$50
TOTAL TRADE: \$54

TOTAL EXPORTS: \$8
TOTAL IMPORTS: \$23
TOTAL TRADE: \$31



* Brookings analysis of Economic Development Research Group data.

* Advanced industry trade includes the following commodity groups: aircraft and parts, electronics, machinery, motor vehicles and parts, pharmaceuticals, and precision instruments.

* Ranks are for the 100 largest metro areas by population.

* Total imports plus total exports may not equal total trade due to rounding.