



2022 American Family Survey

Conflict and Consensus in Changing Times



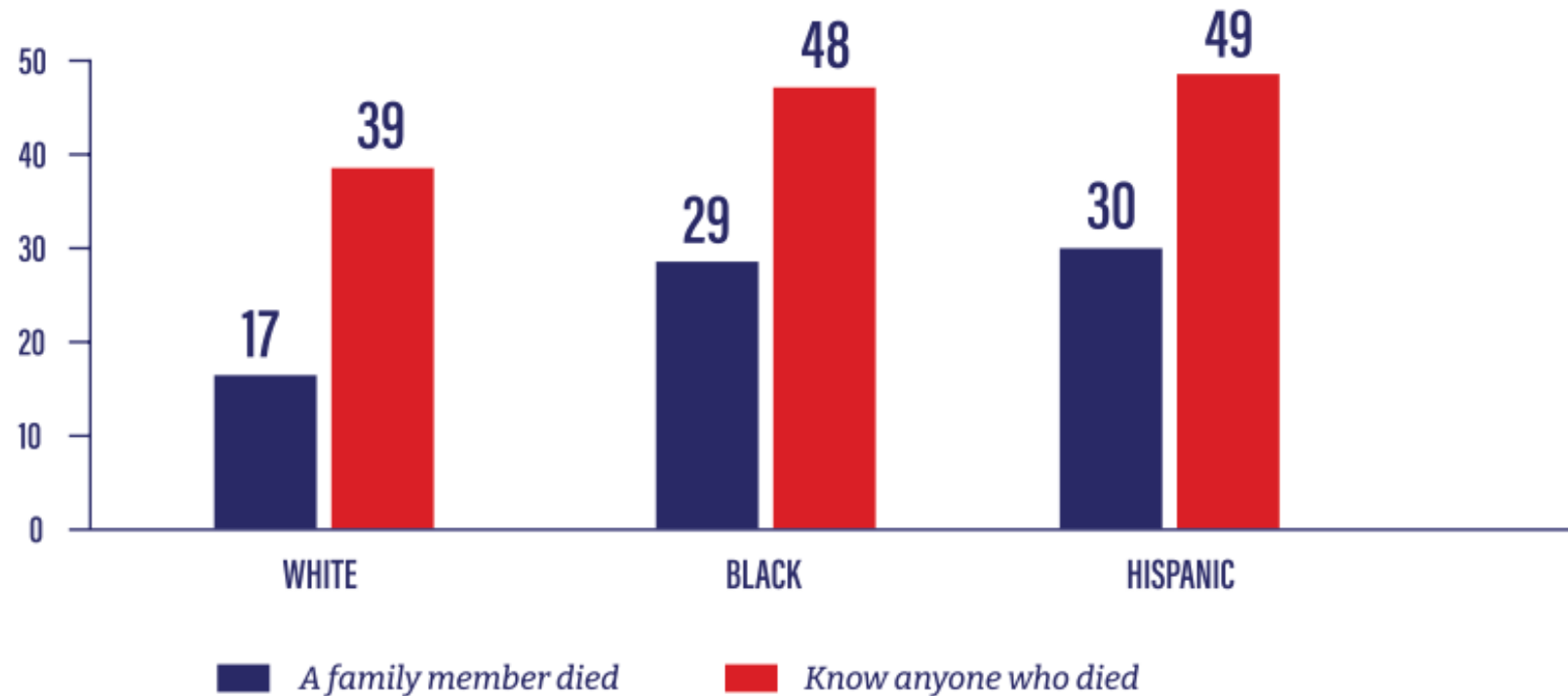
Shifting Challenges

1. Receding COVID, but rising economic challenges
2. Relationships and family life two years after COVID's arrival
3. Partisan division, but considerable nuance and complexity
4. School curricula and support for parental control

Challenges Facing Families

FAMILY MEMBERS WHO DIED OF COVID

Have any of the following people you know died because of infection or complications from coronavirus (COVID-19)?



SOURCE: 2022 American Family Survey. Asked of all Americans.

Note: Family members include “someone in my household” and “a family member I don’t live with.”

CONCERN ABOUT COVID AND RACIAL INEQUALITY

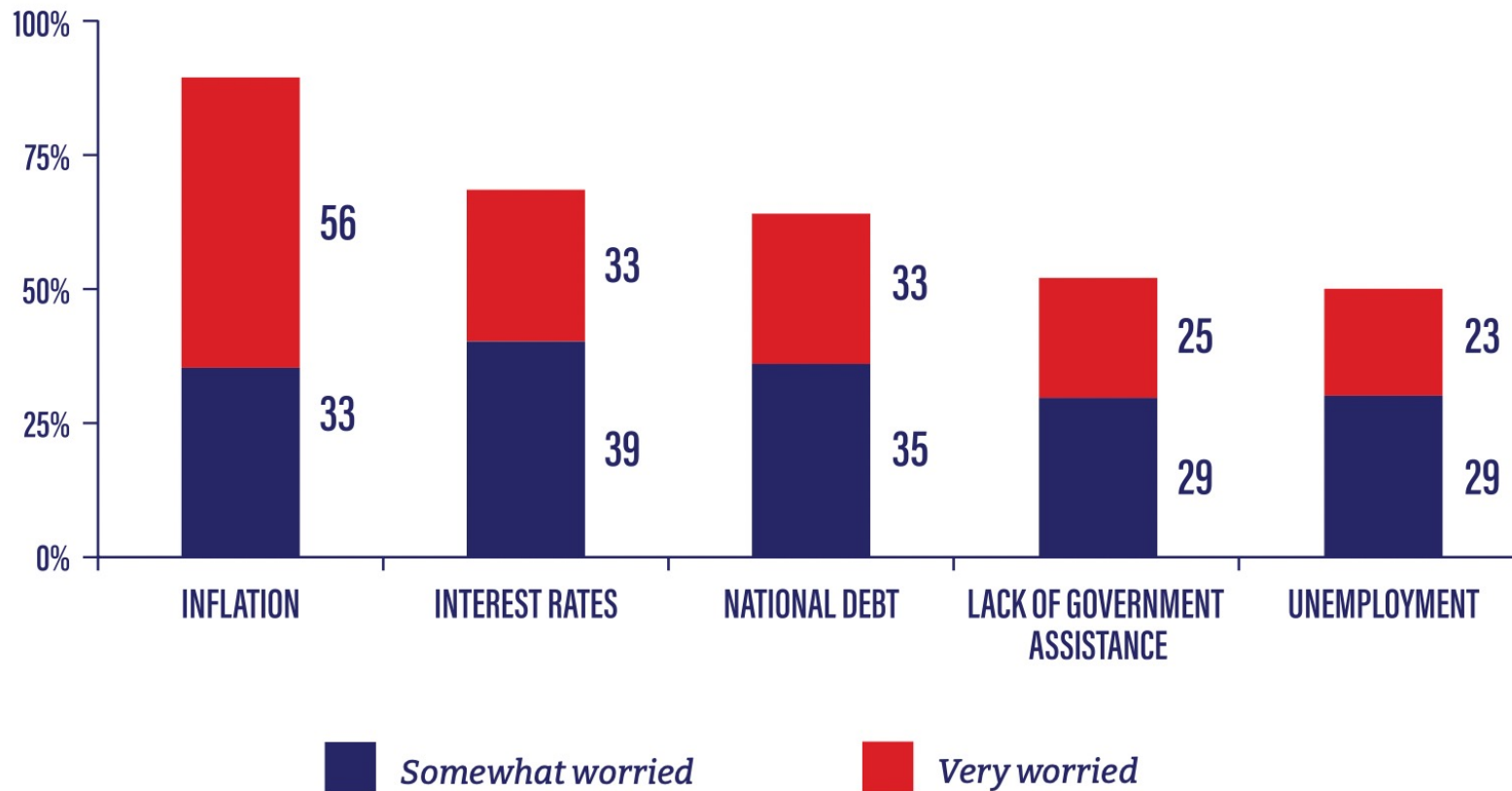
What are the most important issues facing families today? Pick up to three items.

	2020	2021	2022
COVID-19	33%	17%	13%
RACIAL INEQUALITY	20%	16%	12%

- **22%** of Black respondents chose COVID-19 and **23%** chose racial inequality
- **9%** of white respondents chose COVID-19 and **10%** chose racial inequality
 - **23%** of liberal Democrats and **19%** of moderate Democrats chose racial inequality, compared to **2%** of moderate Republicans and **1%** of conservative Republicans
- **20%** of Hispanic respondents chose COVID-19 and **13%** chose racial inequality

ECONOMIC CONCERNS OF AMERICAN FAMILIES

How worried are you that each of the following will affect your family finances in the coming year?



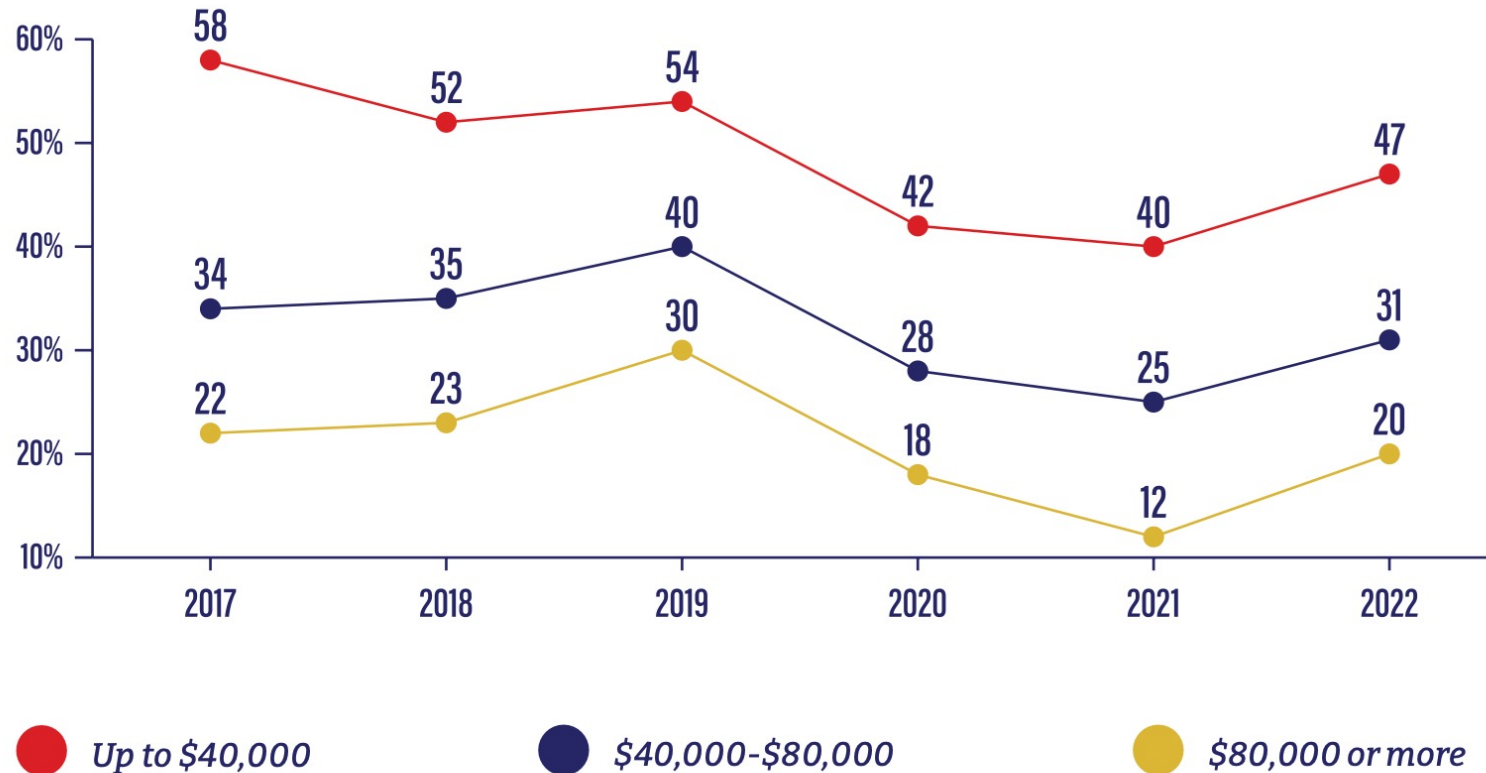
- **55%** of Americans believe their incomes will fall behind prices in the coming years

- **86%** report their food costs have increased, with **61%** saying the increases have been large

- **82%** report transportation costs have increased, with **60%** saying the increases have been large

MORE AMERICANS EXPERIENCE ECONOMIC CHALLENGES

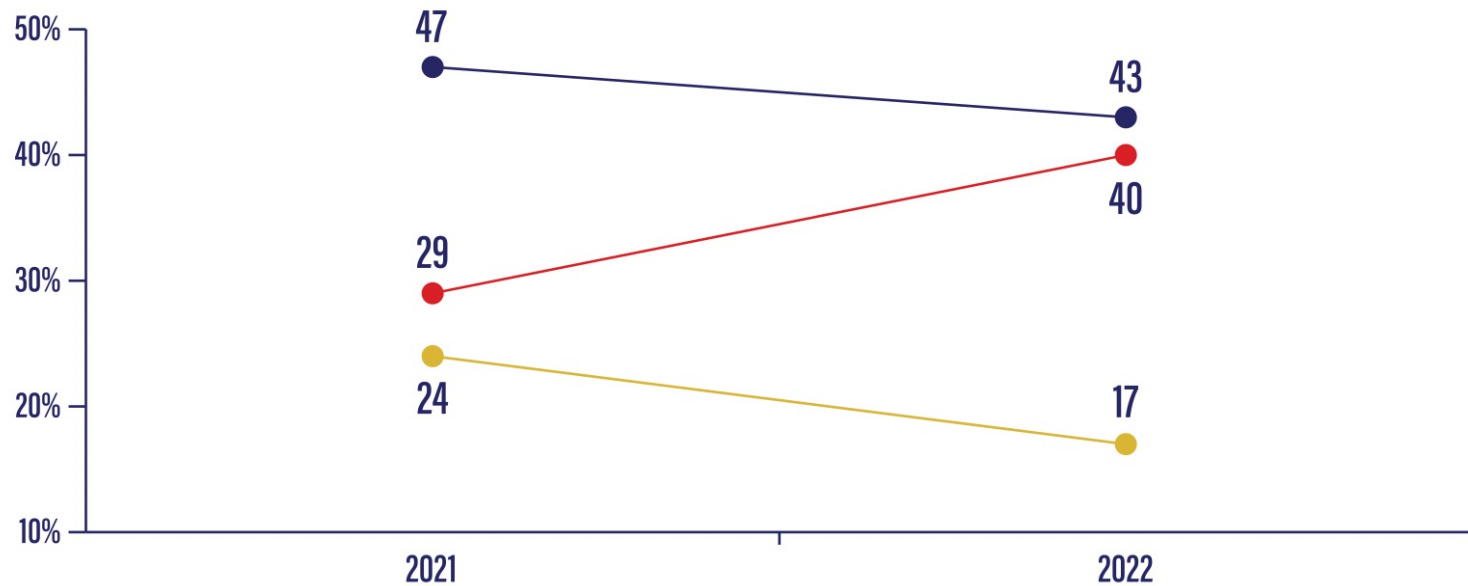
In the past 12 months, did you do any of the following because there wasn't enough money? (See list of six economic challenges below.*) Percent experiencing at least one economic crisis.



SOURCE: American Family Survey 2022. (Asked of all Americans.)

WHAT SHOULD GOVERNMENT DO TO SUPPORT FAMILIES?

Choose one of the following: Would you rather the government ... help families by giving money directly to the parents (e.g. tax breaks, child allowances, etc.); or ... help families by spending money on programs and institutions (e.g. child care, schools, etc.)?



● Give money directly to families
 ● Spend money on programs and institutions
 ● Neither

SOURCE: American Family Survey 2022. (Asked of all Americans.)

NOTE: If respondents answered “both,” they were asked to indicate which option they would prefer if they had to choose. Percentages combine those who initially chose each option and those who chose it after being prompted.

Relationships and Family Life

SLOW SHIFTS IN MARITAL STATUS

Which best describes your current relationship status?

	2015	2016	2017	2018	2019	2020	2021	2022
Married	50	50	47	47	48	47	45	45
Cohabiting	11	9	11	11	11	10	9	11
In a relationship	8	7	6	6	7	6	6	7
Not in a relationship	32	34	35	35	34	37	39	37

Source: American Family Survey, 2015-2022. Asked of all Americans.

Note: The very small percentage of respondents who report being separated are included in the “married” category.

MARRIED AMERICANS ARE LEAST LONELY

The next questions are about how you feel about different aspects of your life. For each one, indicate how often you feel that way.

Percent answering “often”

	I Lack Companionship	I Feel Left Out	I Feel Isolated
Married	8	9	10
Cohabiting	9	14	17
In a relationship	9	16	20
Not in a relationship	31	22	24

Source: 2022 American Family Survey. Asked of all Americans.

- Relative to 2019, loneliness has *declined* slightly among married and cohabiting Americans, while it has remained constant among others.

WORK-LIFE BALANCE

Indicate how much you agree with each of the following statements: I am struggling to balance home and work life.

	2020	2021	2022
<i>Agree</i>	27	25	34
<i>Disagree</i>	38	42	36

Source: American Family Survey, 2020-2022. Asked of parents.

FAMILY LIFE IN AMERICA

Percent doing activity weekly or more

	Eat Dinner	Attend Activities	Worship Together	Socialize with Friends
Liberal Democrats	72	19	15	35
Moderate Democrats	79	32	39	53
Independents	70	18	25	36
Moderate Republicans	80	18	24	38
Conservative Republicans	80	25	44	47

Source: 2022 American Family Survey. Asked of all respondents in a relationship.

Abortion and Opinion Nuance

LEGALITY OF ABORTION

Do you think abortion should be ...

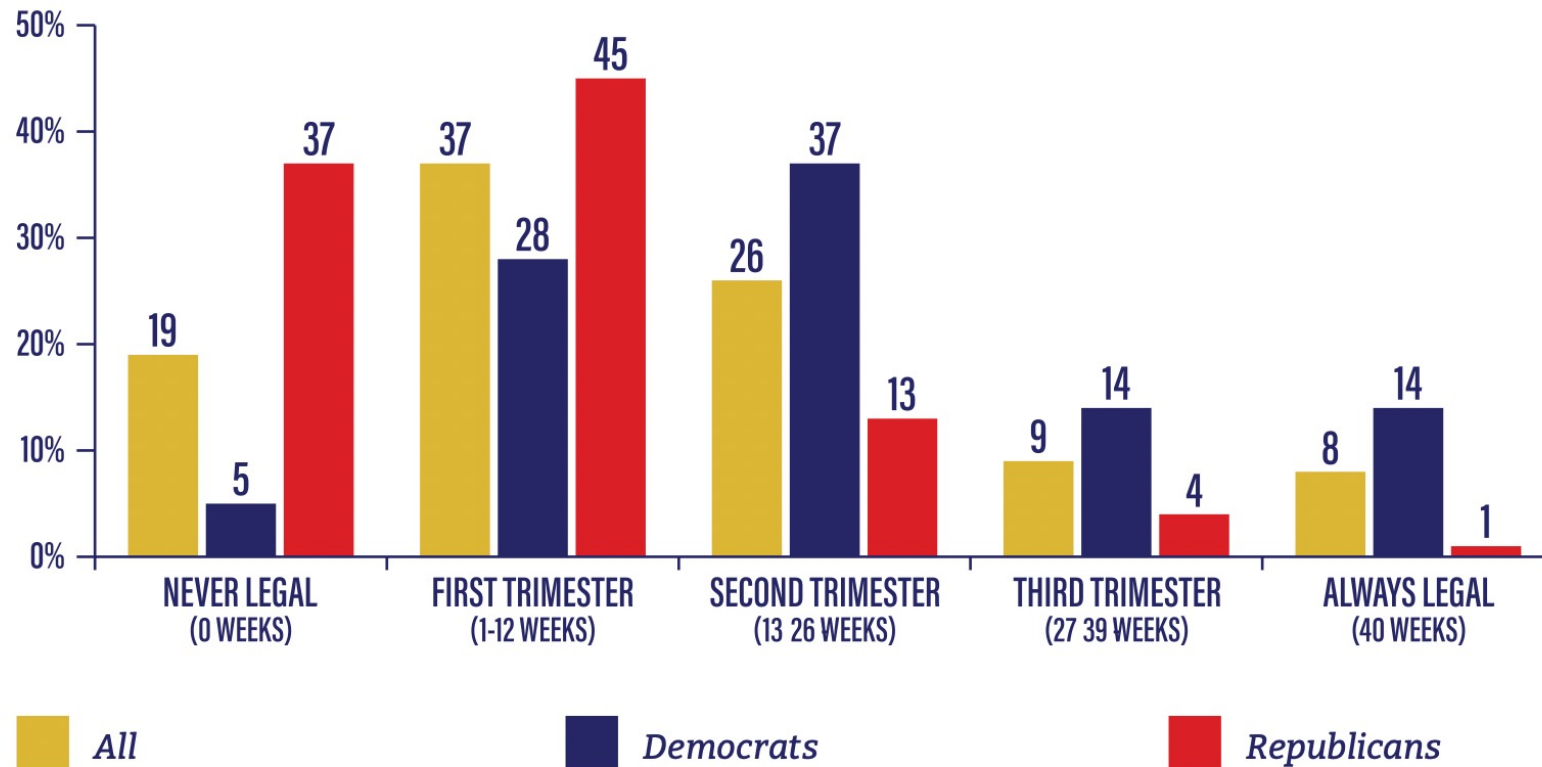
	LEGAL IN ALL CASES	LEGAL IN MOST CASES	ILLEGAL IN MOST CASES	ILLEGAL IN ALL CASES
ALL	31%	29%	29%	10%
LIBERAL DEMOCRATS	62%	32%	4%	2%
MODERATE DEMOCRATS	33%	41%	20%	6%
MODERATE REPUBLICANS	19%	32%	44%	5%
CONSERVATIVE REPUBLICANS	5%	16%	57%	21%

SOURCE: American Family Survey 2022. (Asked of all Americans.)

NOTE: Numbers may not add up to 100% due to rounding.

FEW FAVOR COMPLETE BANS OR COMPLETE ACCESS TO ABORTION

Until what point in a pregnancy do you think a woman should be legally allowed to obtain an abortion?
 (Respondents moved a slider from 0 to 40 weeks.)



SOURCE: American Family Survey 2022. (Asked of all Americans.)

	AVERAGE NUMBER OF WEEKS UNTIL WHICH ABORTION SHOULD BE ALLOWED
ALL	14
AMONG THOSE WHO SAY ABORTION SHOULD BE ...	
LEGAL IN ALL CASES	24
LEGAL IN MOST CASES	16
ILLEGAL IN MOST CASES	6
ILLEGAL IN ALL CASES	5

Very Few Americans Are at the Policy Extremes on Abortion

- **7%** of Americans favor complete bans on abortion (0 weeks, always illegal)
- **7%** of Americans favor total access to abortion (40 weeks, always legal)
- **86%** of Americans favor some access and some regulation

ABORTION AND FEDERALISM

Regardless of whether you favor or oppose abortion, which of the following do you prefer?

	A SINGLE NATIONAL POLICY ON ABORTIONS THAT IS CONSISTENT ACROSS THE STATES	ALLOW VARIATION IN ABORTION POLICY, WITH EACH STATE DEVELOPING ITS OWN POLICY
ALL	56%	43%
LIBERAL DEMOCRATS	83%	17%
MODERATE DEMOCRATS	66%	34%
MODERATE REPUBLICANS	45%	55%
CONSERVATIVE REPUBLICANS	31%	69%

SOURCE: American Family Survey 2022. (Asked of all Americans.)

Parents and Schools

SCHOOLS, CURRICULUM AND PARENTS

In your opinion, when controversies arise, who should have the final say about what is taught in public schools about the following issues?

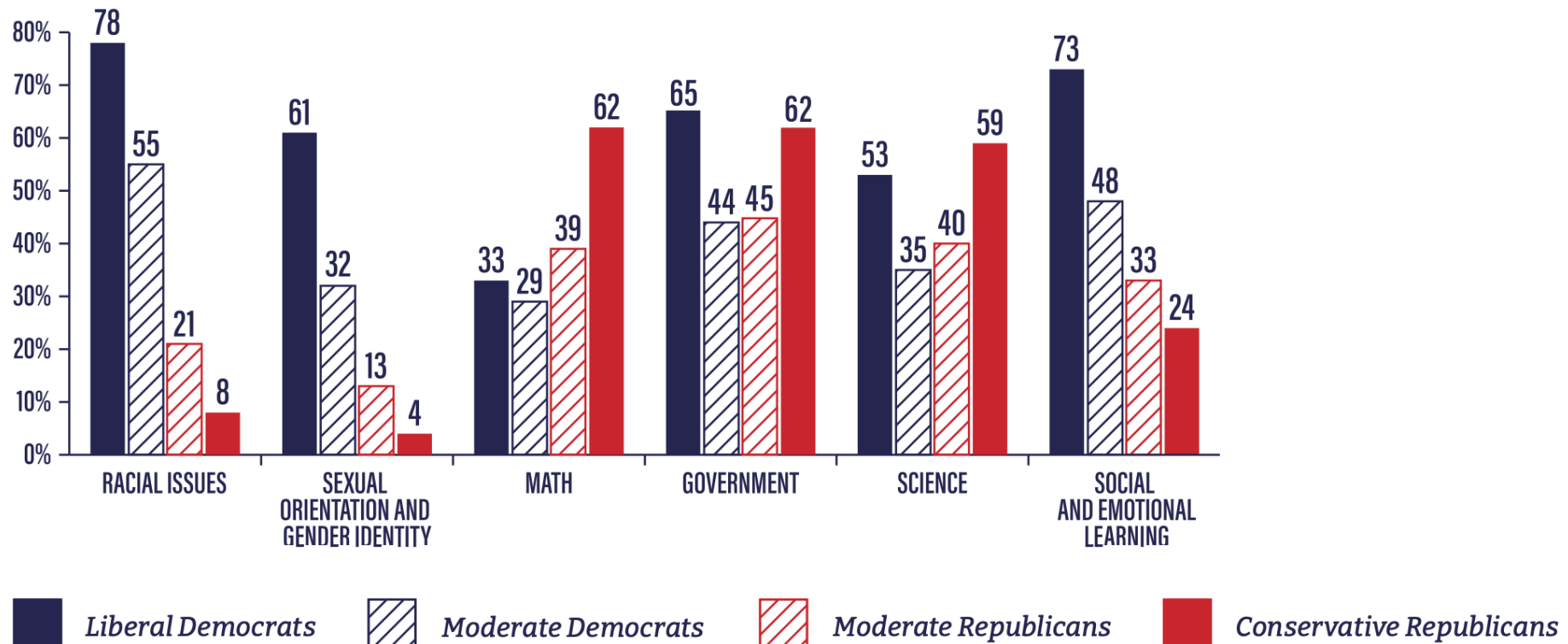
	BOOKS ASSIGNED IN ENGLISH	SEX EDUCATION	RELIGION	SEXUAL ORIENTATION AND GENDER IDENTITY	HISTORY OF RACE IN AMERICA
STUDENTS	8%	5%	6%	8%	5%
PARENTS	32%	48%	50%	51%	30%
CLASSROOM TEACHERS	24%	12%	7%	9%	21%
SCHOOL ADMINISTRATORS	13%	12%	9%	10%	14%
SCHOOL BOARD	14%	11%	10%	11%	12%
STATE GOVERNMENT	4%	4%	5%	5%	6%
NATIONAL GOVERNMENT	4%	6%	13%	7%	13%



SOURCE: 2022 American Family Survey. (Asked of all Americans.)

DISAGREEMENT OVER TEACHING IN SCHOOLS

Do you think schools today spend too much, the right amount or too little time teaching about the following topics?
 Percent saying schools emphasize the topic too little



SOURCE: 2022 American Family Survey. (Asked of all Americans.)

PARENTS' VIEWS ON SEX EDUCATION IN SCHOOLS

How much do you agree or disagree with the following statements?

	STRONGLY AGREE/ AGREE	NEITHER AGREE NOR DISAGREE	STRONGLY DISAGREE/ DISAGREE
I AM SATISFIED WITH THE LEVEL OF SEX EDUCATION OFFERED BY MY CHILD'S SCHOOL	35%	46%	20%
SEX EDUCATION IS AN IMPORTANT TOPIC FOR SCHOOLS TO TEACH, EVEN IF IT MAKES SOME PEOPLE UNCOMFORTABLE	59%	24%	16%

SOURCE: 2022 American Family Survey. (Asked of parents of school-age children.)

- Satisfaction with sex ed higher among fathers (**40%**) than mothers (**30%**)
- Liberal Democrats (**80%**) more likely than conservative Republicans (**44%**) to believe sex ed is important for schools to teach
- Moderate Democrats (**68%**) and Republicans (**66%**) equally likely to agree about the importance of sex ed

FEW AMERICANS ACTIVELY SUPPORT BANNING BOOKS

How much do you agree or disagree with the following statements?

	STRONGLY AGREE/ AGREE	NEITHER AGREE NOR DISAGREE	STRONGLY DISAGREE/ DISAGREE
THE PUBLIC SCHOOL LIBRARIES IN MY AREA INCLUDE BOOKS THAT SHOULD BE REMOVED BECAUSE THEY ARE INAPPROPRIATE	16%	42%	42%
IF ANY PARENT OBJECTS TO A BOOK IN THE PUBLIC SCHOOL LIBRARY, THAT BOOK SHOULD BE REMOVED, EVEN IF OTHER PARENTS LIKE THE BOOK	12%	32%	56%
IT IS IMPORTANT FOR PUBLIC SCHOOL LIBRARIES TO HAVE BOOKS THAT REPRESENT A VARIETY OF PERSPECTIVES ABOUT CONTROVERSIAL ISSUES, EVEN IF IT MAKES SOME PEOPLE UNCOMFORTABLE	65%	26%	9%

SOURCE: 2022 American Family Survey. (Asked of all Americans.)

Prospects for Change

1. Economic challenges likely to remain or grow as COVID recedes
2. Possibilities for compromise remain, even amid partisan divisions
3. Local solutions to school debates imply considerable local variation