

TIGER: Tracking Indexes for the Global Economic Recovery

by Eswar Prasad and Ethan Wu

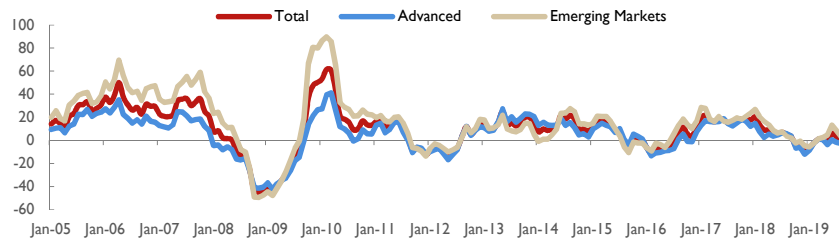
October, 2019

This data is part of a larger Brookings interactive map measuring economic recovery across twenty countries.

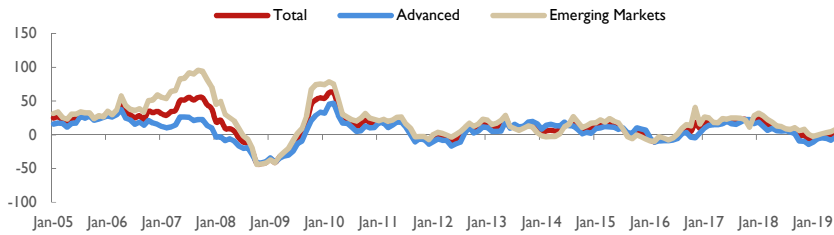
Financial Indicators

Figure 1 - Full Series: Jan. 2005 -- Aug. 2019

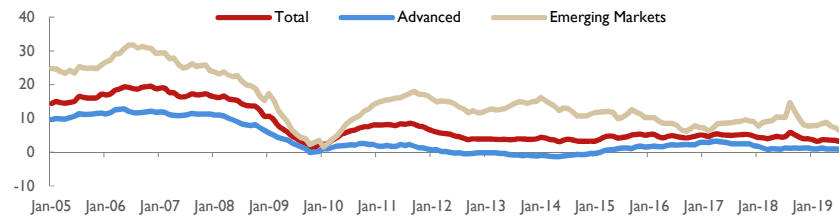
Equity Markets



Stock Market Capitalization



Credit Growth



TIGER: Tracking Indexes for the Global Economic Recovery

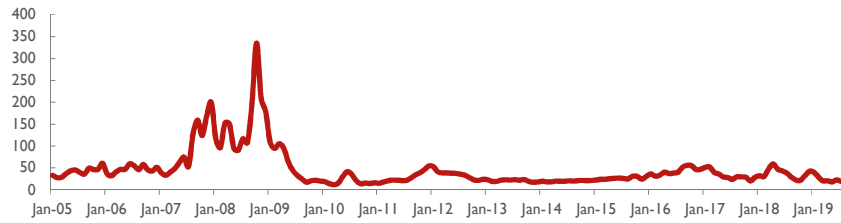
by Eswar Prasad and Ethan Wu

October, 2019

Financial Indicators

Figure 1 - Full Series: Jan. 2005 -- Aug. 2019

TED Spread



VIX

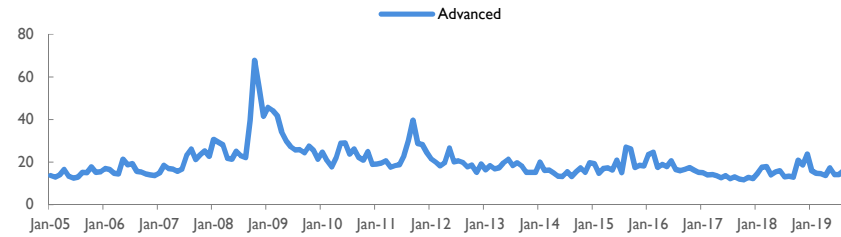
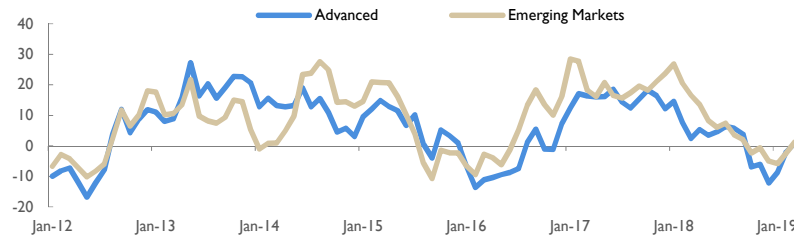
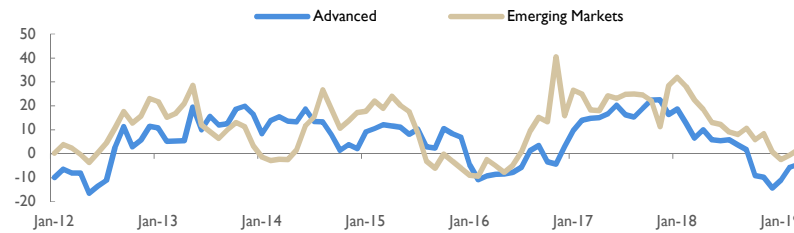


Figure 2 - Recent Snapshot: Jan. 2012 -- Aug. 2019

Equity Markets



Stock Market Capitalization



TIGER: Tracking Indexes for the Global Economic Recovery

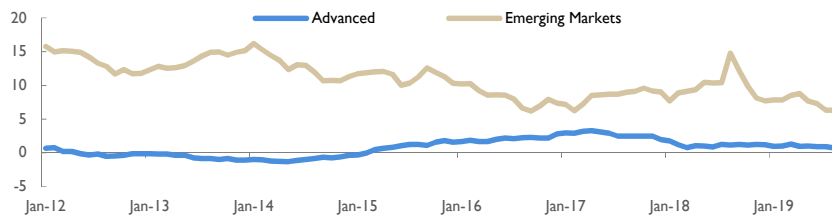
by Eswar Prasad and Ethan Wu

October, 2019

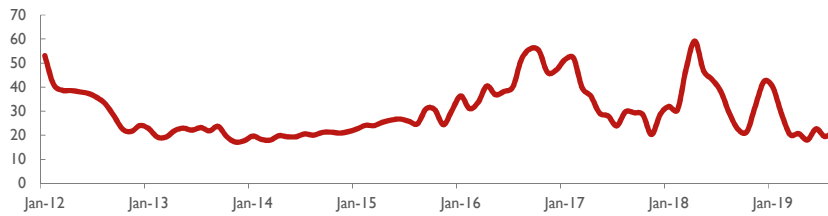
Financial Indicators

Figure 2 - Recent Snapshot: Jan. 2012 -- Aug. 2019

Credit Growth



TED Spread



VIX

