

Center for American Progress



Disaggregating the Data for Bisexual People

Shabab Ahmed Mirza, September 26, 2019



Who are bisexual people?

People who identify as bisexual!

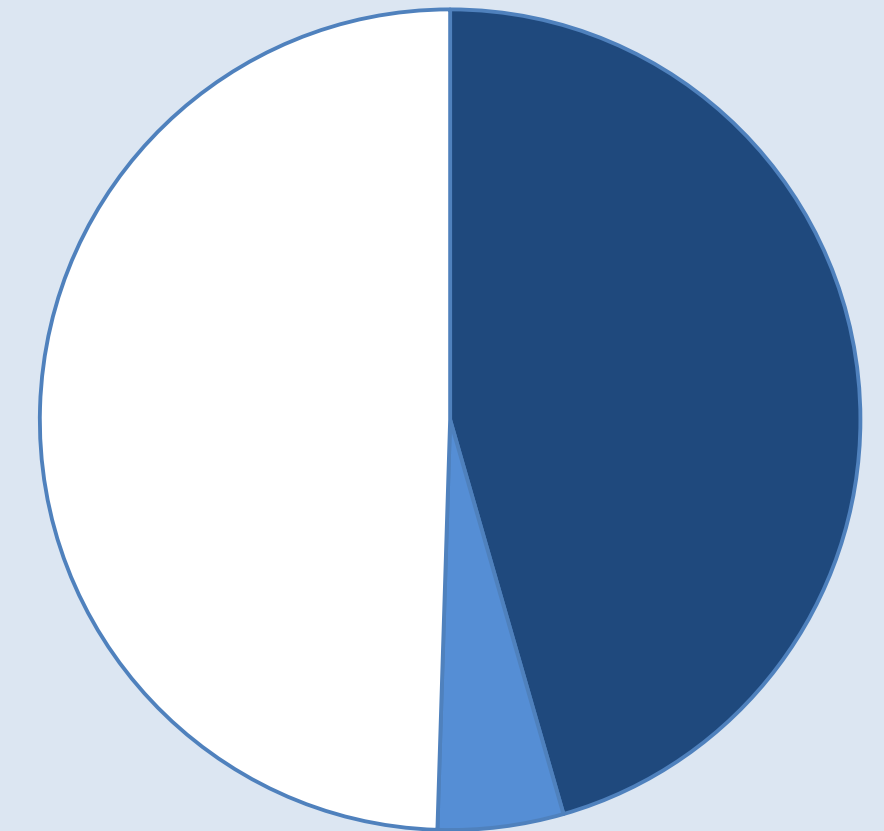
Our advocacy work builds off of self-identification

Bi ≠ 2

“attraction to one’s own gender and to other genders”

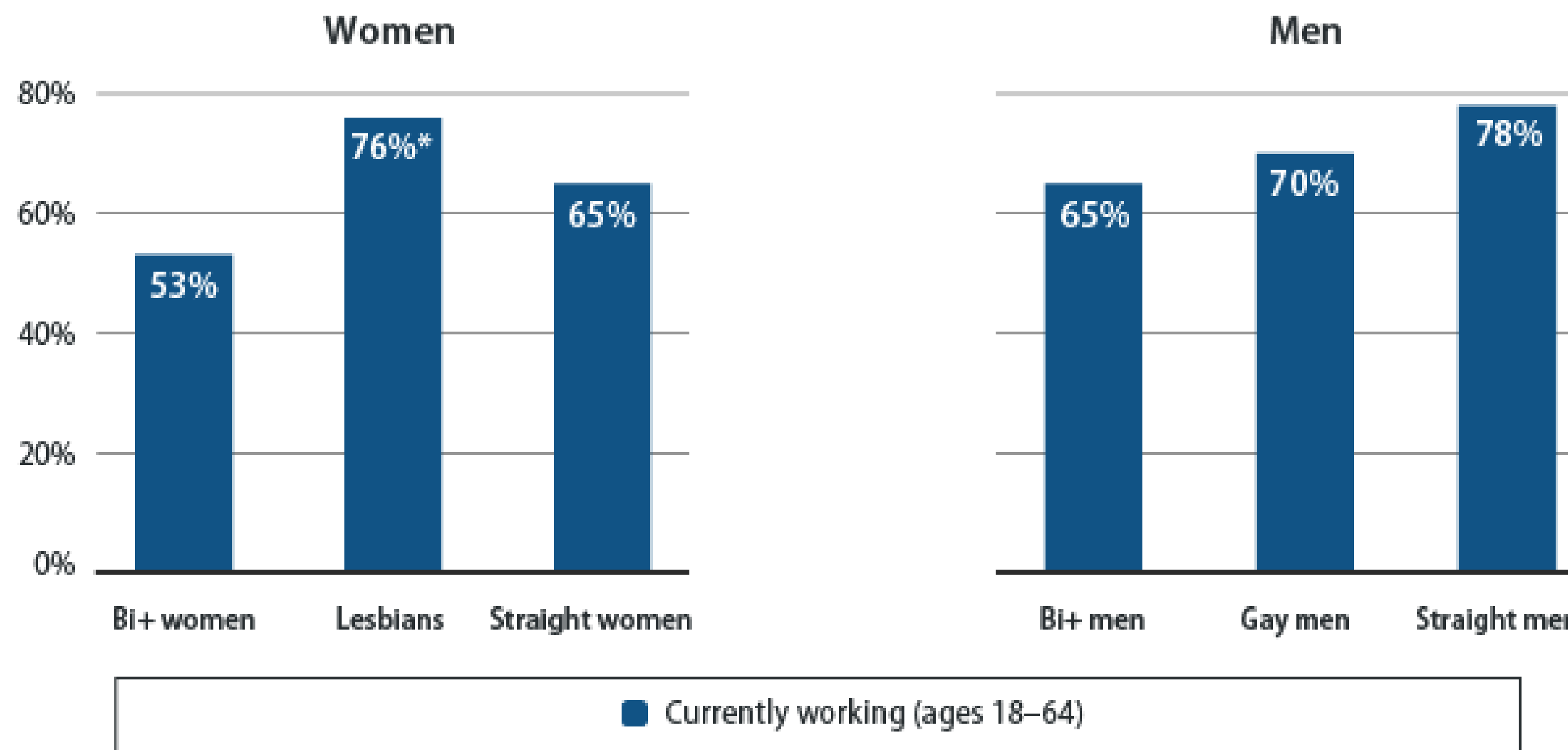
bisexual | queer | pansexual | +

the “invisible majority”



Source: BuzzFeed and Whitman
Insight Strategies

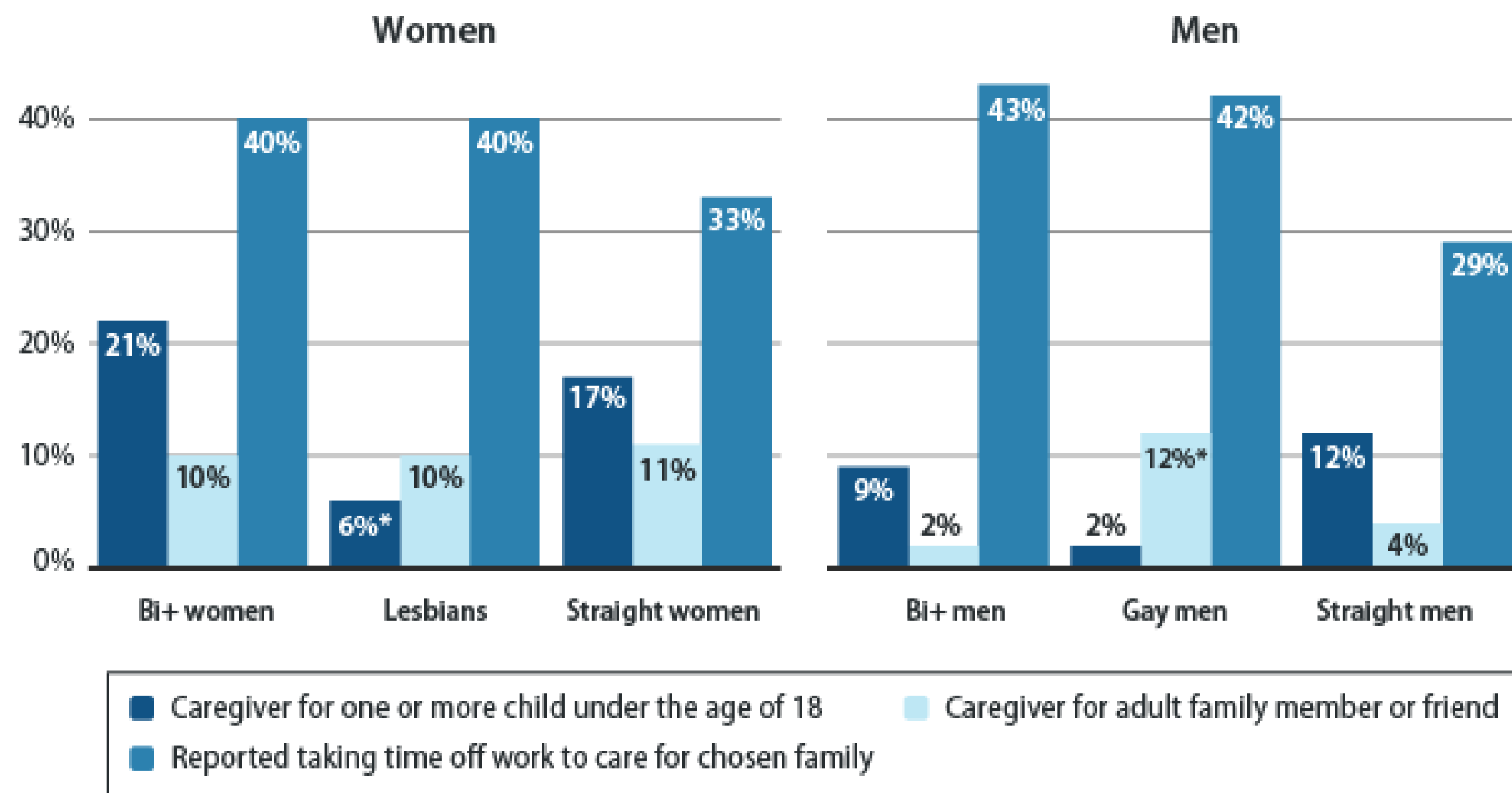
Bi+ women are less likely than lesbians to be currently working



Note: * Indicates a statistically significant difference from bi+ respondents of the same race at the $p < .05$ level.

Source: Shabab Ahmed Mirza, "Disaggregating the Data for Bisexual People" (Washington: Center for American Progress, 2018), available at <https://www.americanprogress.org/?p=458350>.

More bi+ women than lesbians were caregivers for minor children



Note: * Indicates a statistically significant difference from bi+ respondents of the same race at the $p < .05$ level.

Source: Shabab Ahmed Mirza, "Disaggregating the Data for Bisexual People" (Washington: Center for American Progress, 2018), available at <https://www.americanprogress.org/?p=458350>.

Bi+ women report poorer health outcomes than their monosexual peers

	Women			Men		
	Bi+ women	Lesbians	Straight women	Bi+ men	Gay men	Straight men
Number of days of poor physical health in the past 30 days	5.5	4.8	3.4	8.3	3.7	3.5
Poor physical health inhibited usual activities	66%	43%*	36%*	44%	35%	34%
Number of days of poor mental health in the past 30 days	10.0	4.5*	3.2*	6.4	3.9	2.1*
Postponed or did not get needed medical care to avoid discrimination	10%	4%	3%	6%	2%	4%

Note: * Indicates a statistically significant difference from bi+ respondents of the same race at the $p < .05$ level.

Source: Shabab Ahmed Mirza, "Disaggregating the Data for Bisexual People" (Washington: Center for American Progress, 2018), available at <https://www.americanprogress.org/?p=458350>.



Statistically significant differences



Working

bi+ women
≠
lesbians



Children

bi+ women
≠
lesbians



Caregiving

bi+ men
≠
gay men



Chosen Family

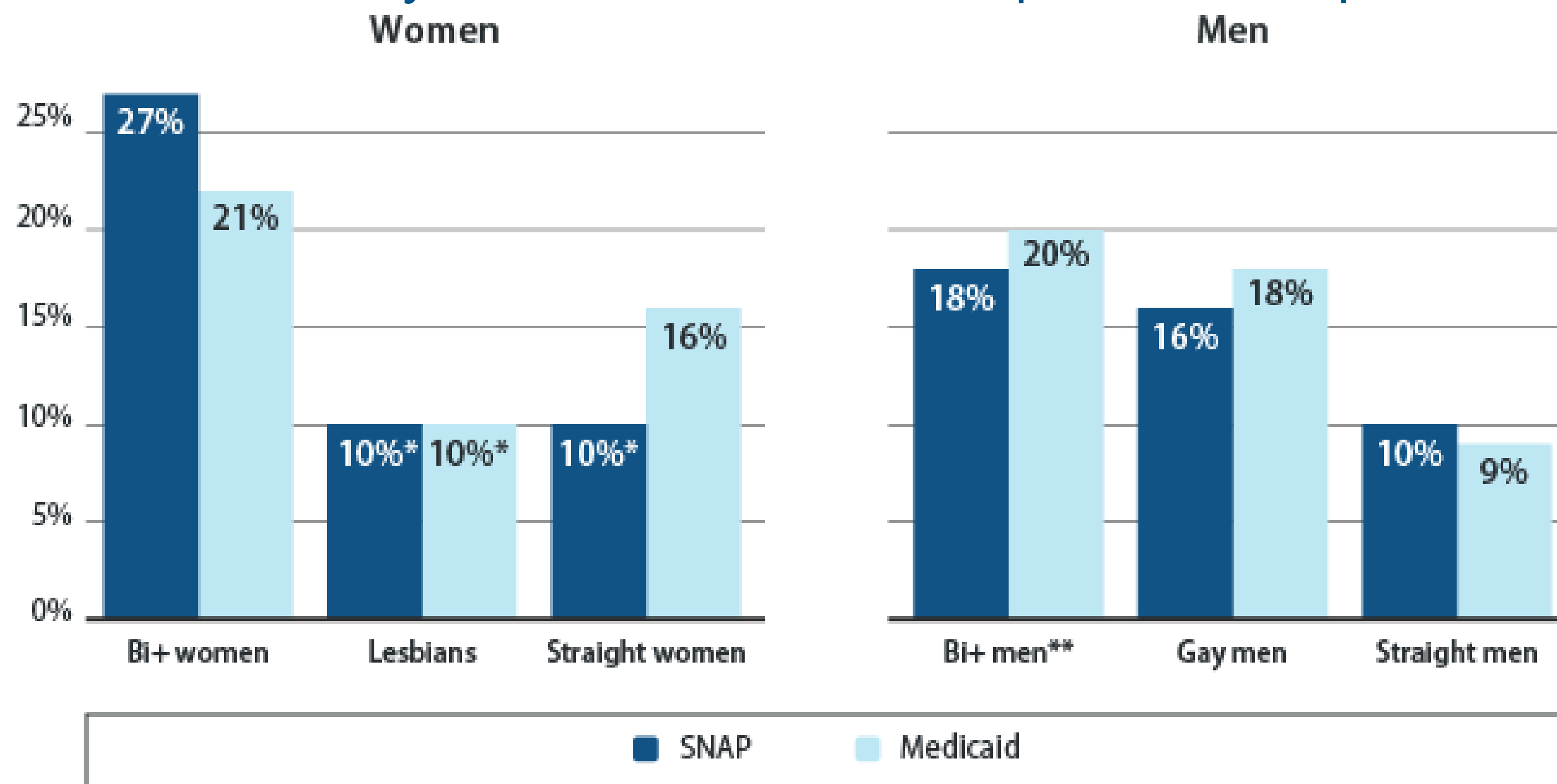
bi+
≠
straight



Mental Health

bi+
≠
straight

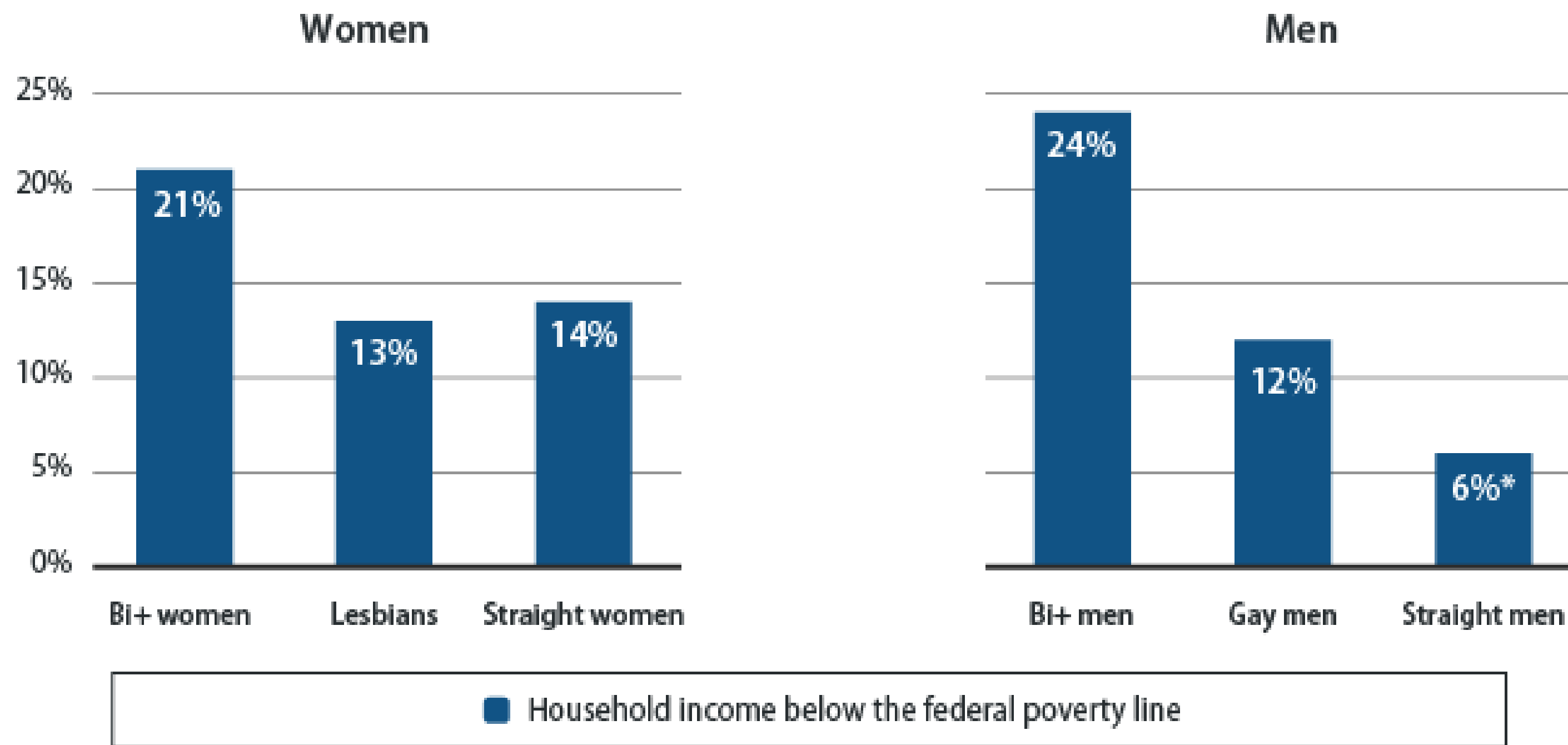
Bi+ women are more likely than their monosexual peers to use public benefits



Note: * Indicates a statistically significant difference from bi+ respondents of the same race at the $p < .05$ level.

Source: Shabab Ahmed Mirza, "Disaggregating the Data for Bisexual People" (Washington: Center for American Progress, 2018), available at <https://www.americanprogress.org/?p=458350>.

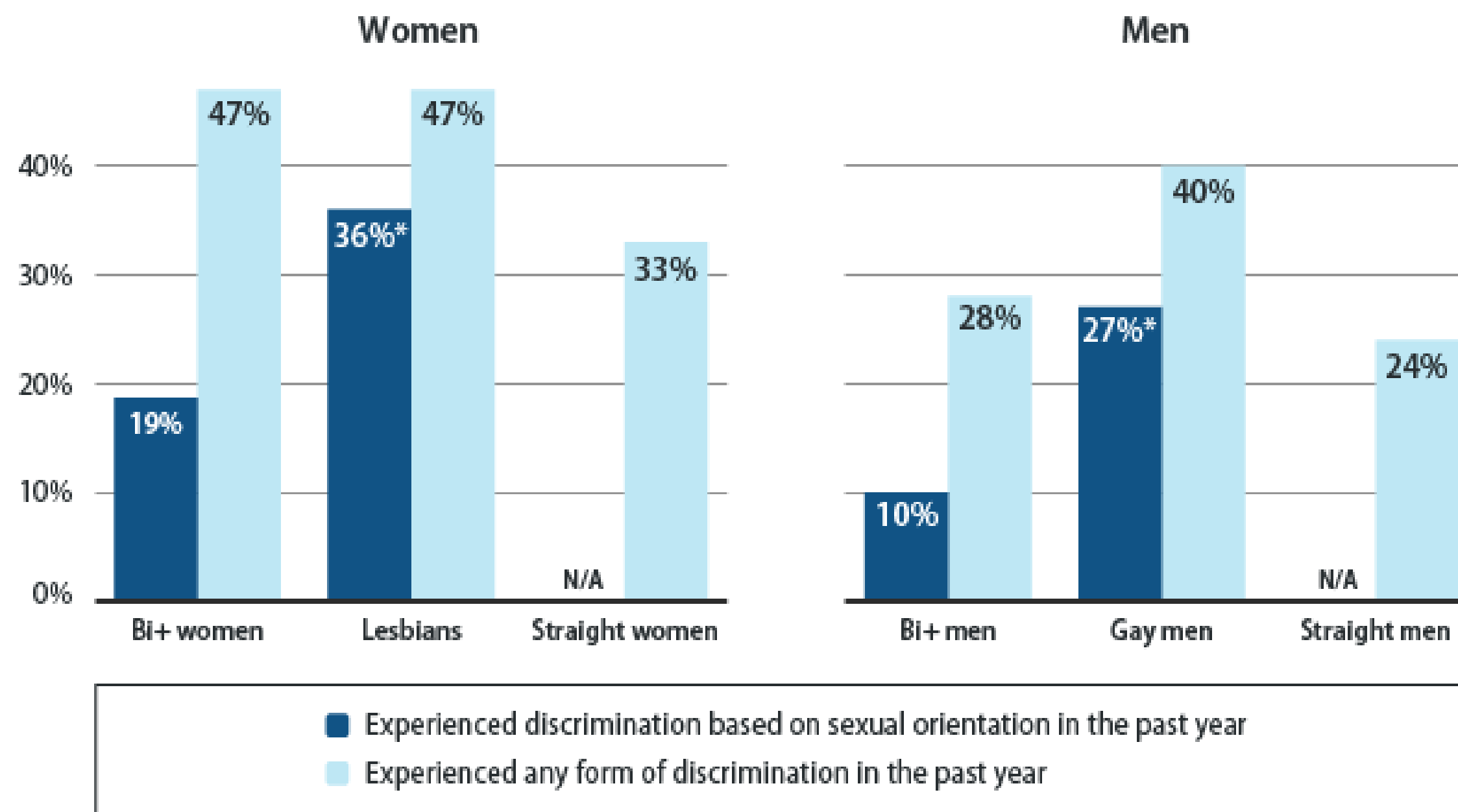
Bi+ men experience poverty at a higher rate than straight men



Note: * Indicates a statistically significant difference from bi+ respondents of the same race at the $p < .05$ level.

Source: Shabab Ahmed Mirza, "Disaggregating the Data for Bisexual People" (Washington: Center for American Progress, 2018), available at <https://www.americanprogress.org/?p=458350>.

Gay and lesbian respondents report higher levels of discrimination based on sexual orientation than the bi+ peers



Note: * Indicates a statistically significant difference from bi+ respondents of the same race at the $p < .05$ level.

Source: Shabab Ahmed Mirza, "Disaggregating the Data for Bisexual People" (Washington: Center for American Progress, 2018), available at <https://www.americanprogress.org/?p=458350>.

Bisexual people may be less likely to experience

enacted stigma

or unfair treatment...

...but they can still experience

felt stigma

such as feelings of shame or isolation

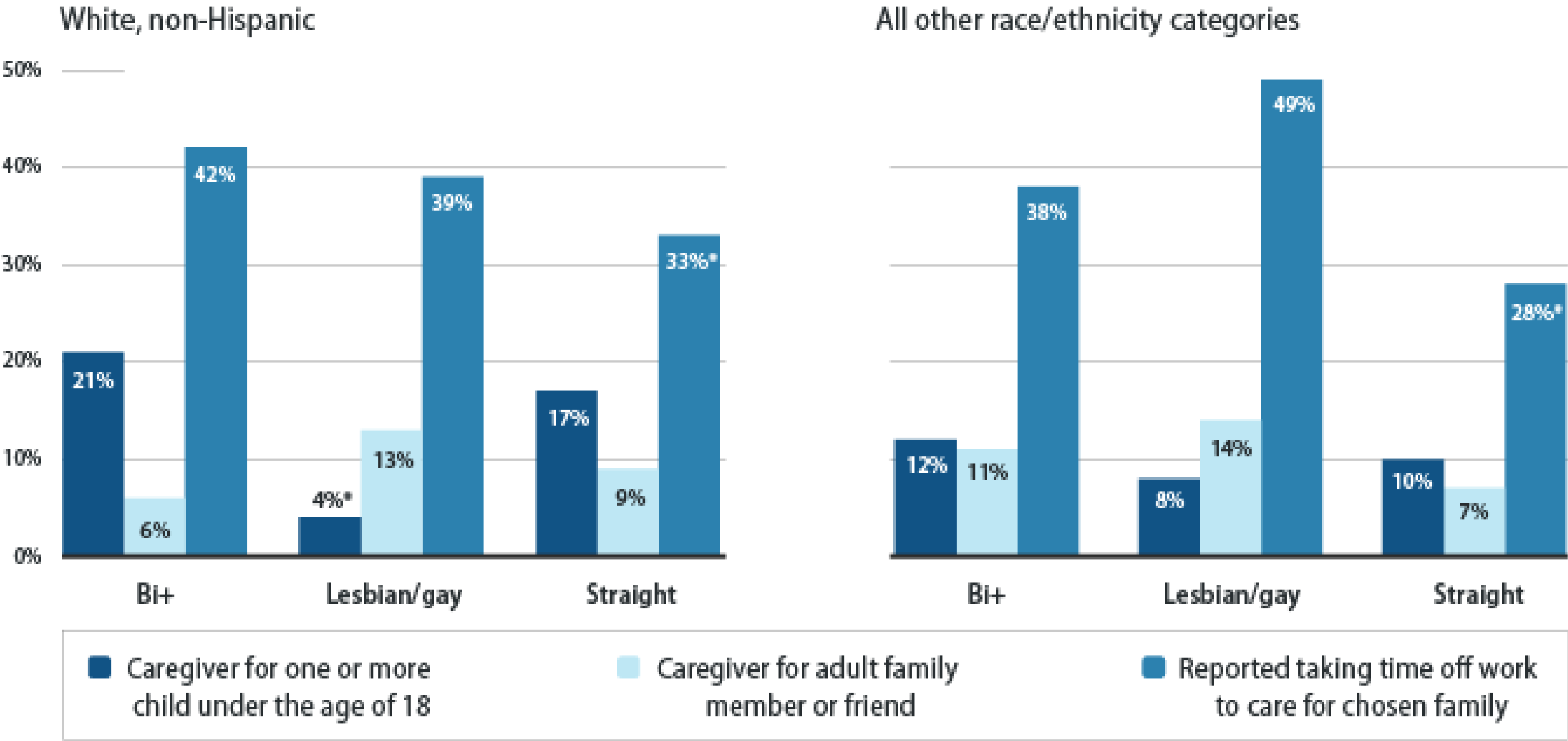




Source: silkskykitten/tumblr



White bi+ respondents are significantly more likely to be caregivers for minor children than lesbian or gay respondents of the same race, unlike bi+ respondents of color

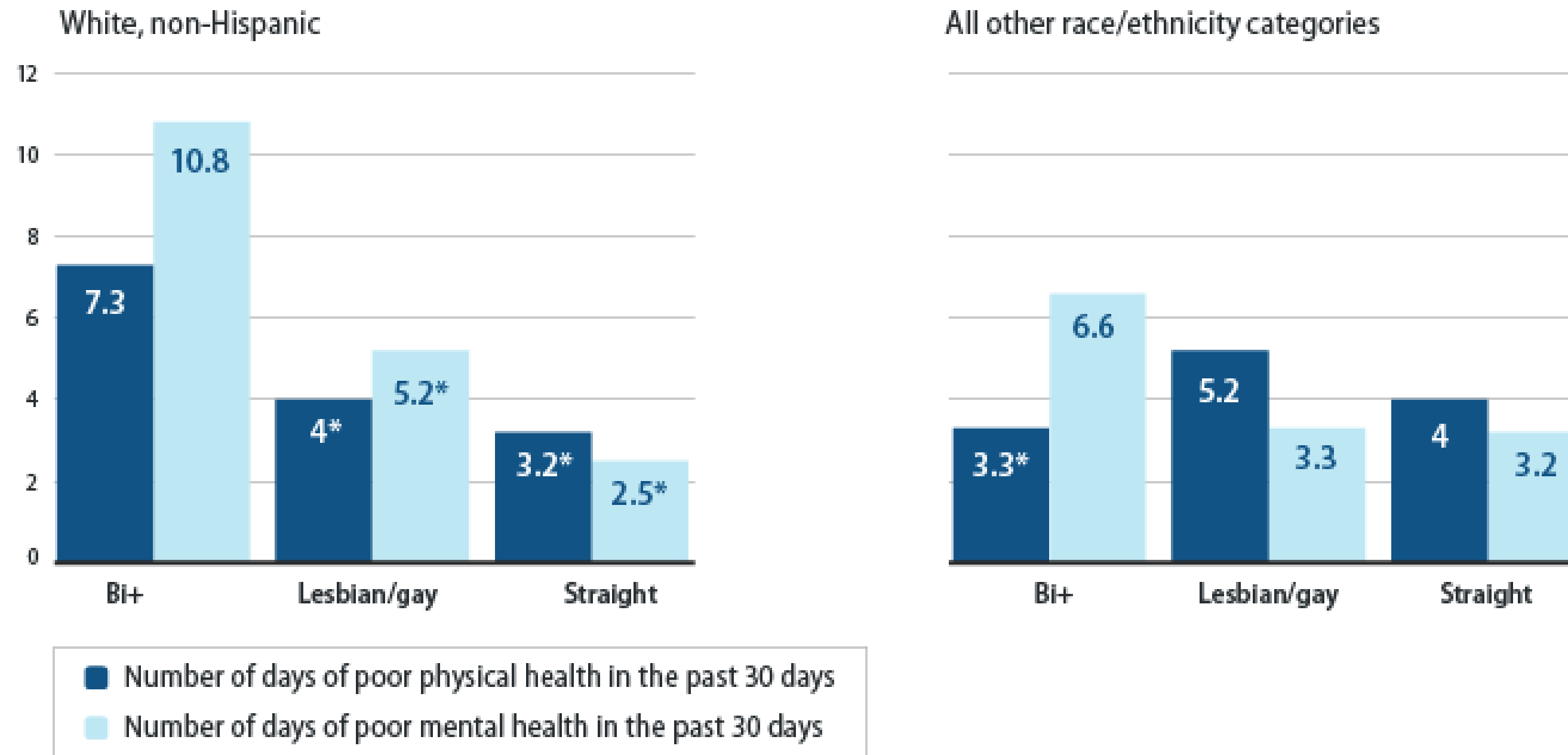


Note: * Indicates a statistically significant difference from bi+ respondents of the same race at the p <.05 level.

Source: Shabab Ahmed Mirza, "A Closer Look at Bisexual People of Color" (Washington: Center for American Progress, forthcoming).



Bi+ respondents of color did not report significant differences in physical health outcomes compared with their monosexual peers, unlike white bi+ respondents



Note: * Indicates a statistically significant difference from bi+ respondents of the same race at the $p < .05$ level.

Source: Shabab Ahmed Mirza, "A Closer Look at Bisexual People of Color" (Washington: Center for American Progress, forthcoming).



Do differences disappear for bi+ people of color?



Children

no difference



Caregiving

no difference



Chosen Family

bi+
≠
straight



Physical Health

no difference



Mental Health

no significant
difference

Contact me

Shabab Ahmed Mirza

✉ smirza@americanprogress.org

🐦 [@ohaiShabab](https://twitter.com/ohaiShabab)



Center for American Progress

“

I'm still bisexual.

”

