

TIGER: Tracking Indexes for the Global Economic Recovery

by Eswar Prasad, Karim Foda, and Ethan Wu

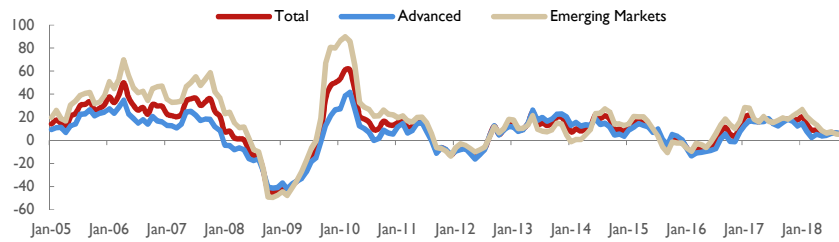
October, 2018

This data is part of a larger Brookings interactive map measuring economic recovery across twenty countries.

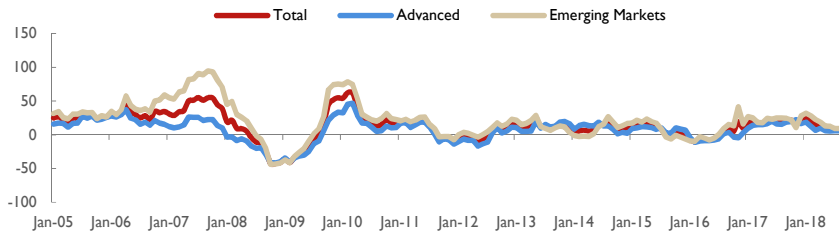
Financial Indicators

Figure 1 - Full Series: Jan. 2005 -- Jun.-Sep. 2018

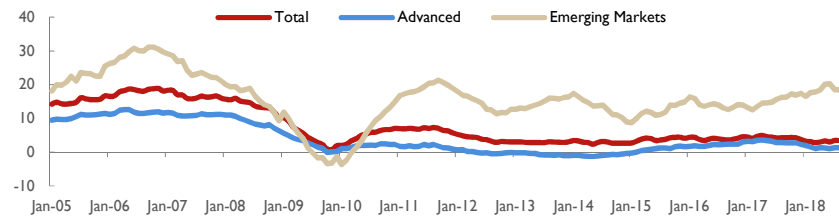
Equity Markets



Stock Market Capitalization



Credit Growth



TIGER: Tracking Indexes for the Global Economic Recovery

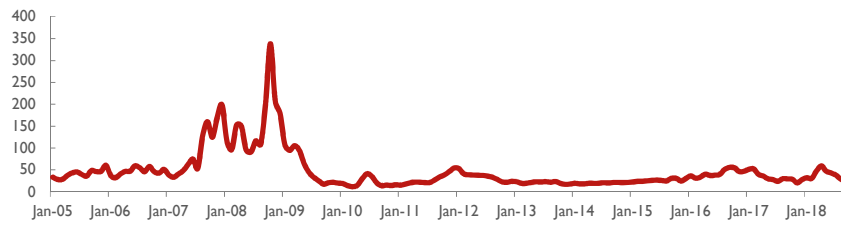
by Eswar Prasad, Karim Foda, and Ethan Wu

October, 2018

Financial Indicators

Figure 1 - Full Series: Jan. 2005 -- Jun.-Sep. 2018

TED Spread



VIX

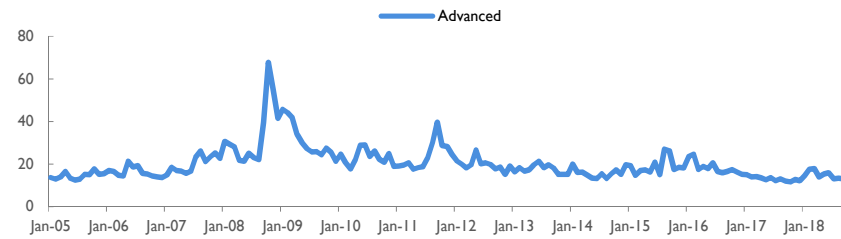
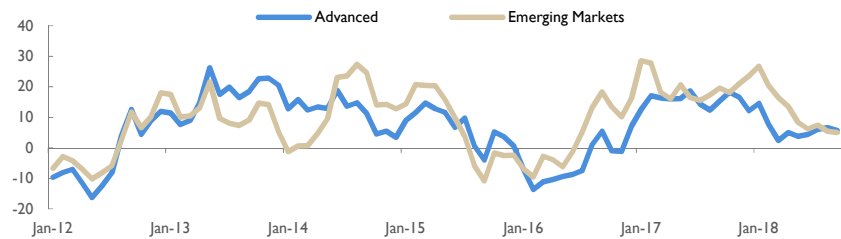
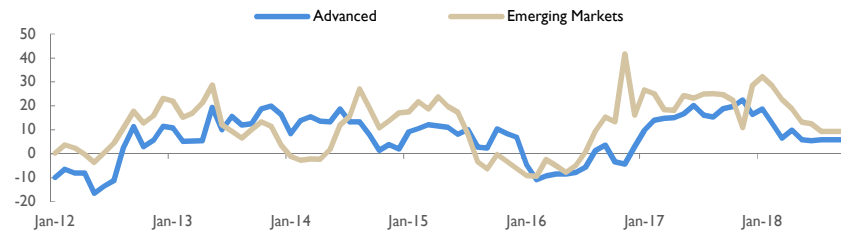


Figure 2 - Recent Snapshot: Jan. 2012 -- Jun.-Sep. 2018

Equity Markets



Stock Market Capitalization



TIGER: Tracking Indexes for the Global Economic Recovery

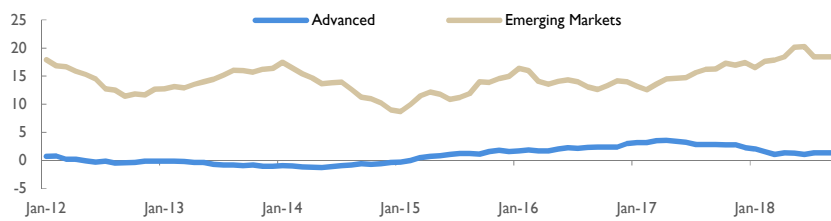
by Eswar Prasad, Karim Foda, and Ethan Wu

October, 2018

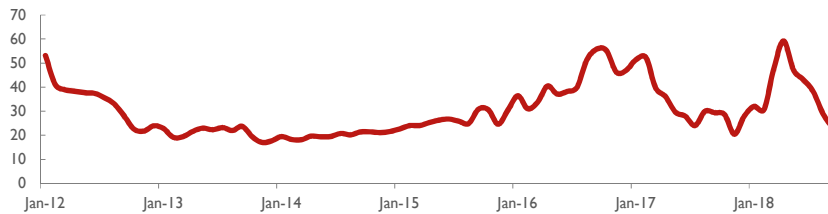
Financial Indicators

Figure 2 - Recent Snapshot: Jan. 2012 -- Jun.-Sep. 2018

Credit Growth



TED Spread



VIX

