

TIGER: Tracking Indexes for the Global Economic Recovery

by Eswar Prasad and Karim Foda

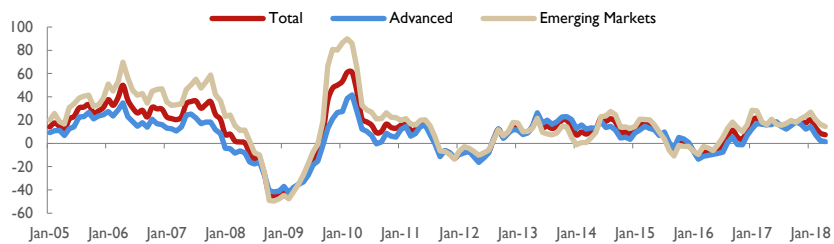
April, 2018

This data is part of a larger Brookings interactive map measuring economic recovery across twenty countries.

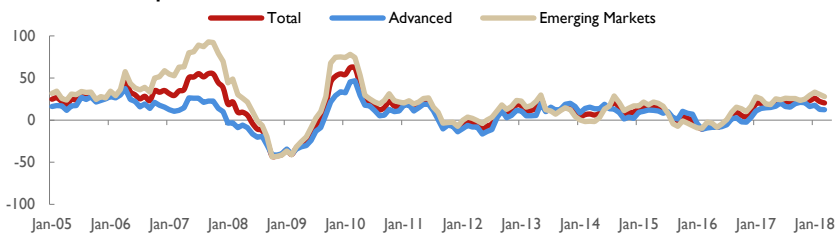
Financial Indicators

Figure 1 - Full Series: Jan. 2005 -- Feb.-Apr. 2018

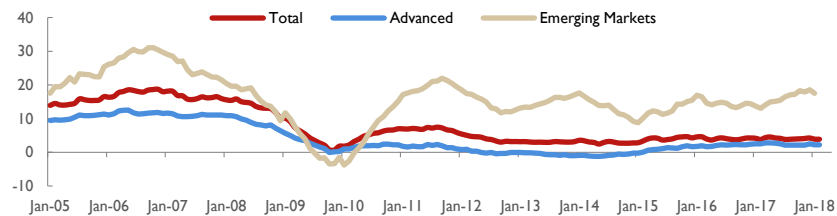
Equity Markets



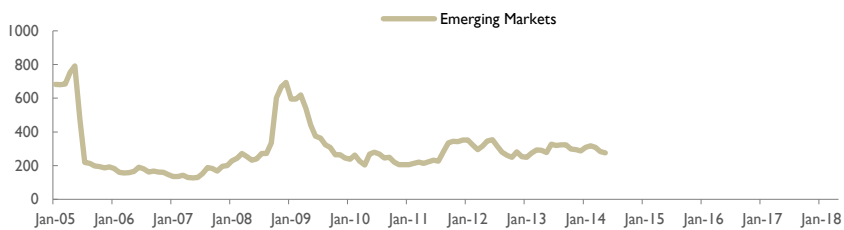
Stock Market Capitalization



Credit Growth



Emerging Market Bond Spreads



TIGER: Tracking Indexes for the Global Economic Recovery

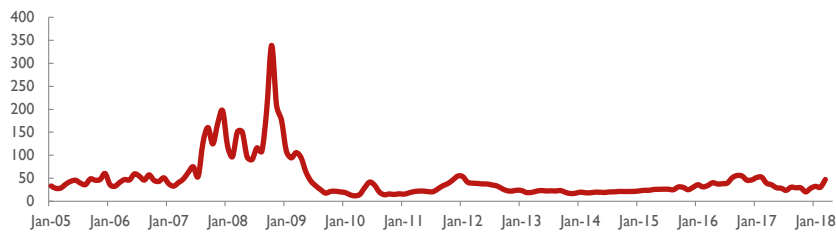
by Eswar Prasad and Karim Foda

April, 2018

Financial Indicators

Figure 1 - Full Series: Jan. 2005 -- Feb.-Apr. 2018

TED Spread



VIX

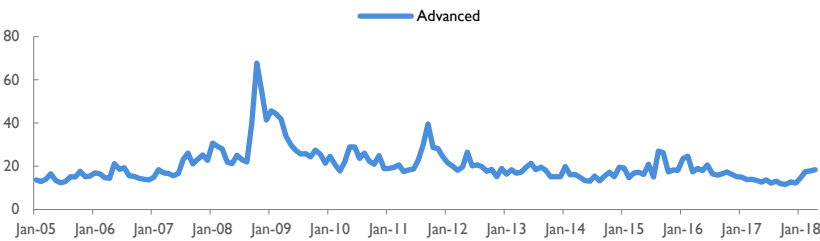
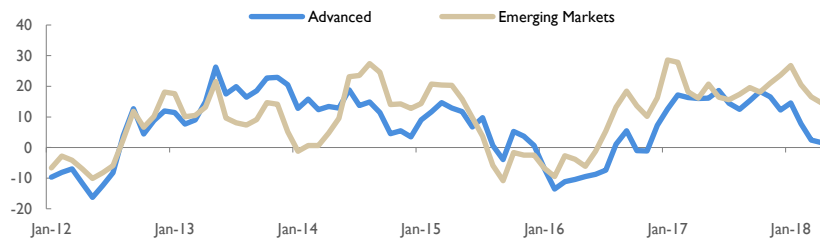
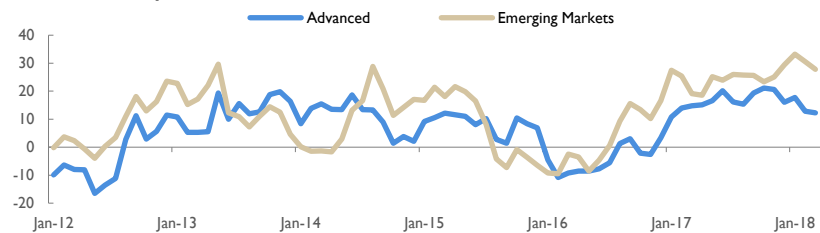


Figure 2 - Recent Snapshot: Jan. 2012 -- Feb.-Apr. 2018

Equity Markets



Stock Market Capitalization



TIGER: Tracking Indexes for the Global Economic Recovery

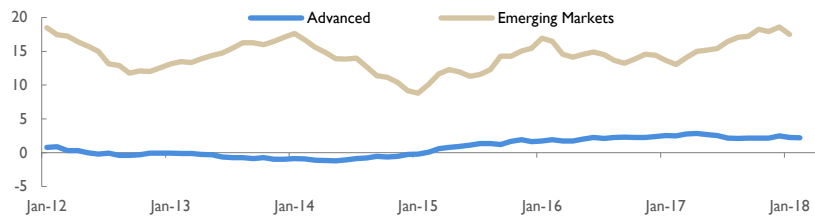
by Eswar Prasad and Karim Foda

April, 2018

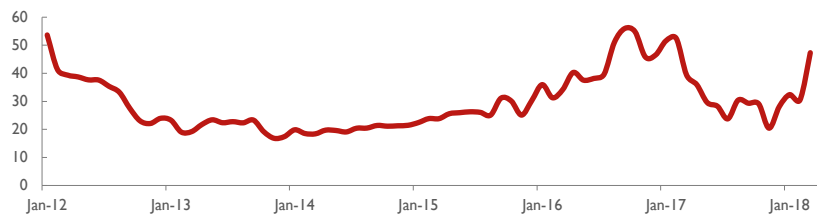
Financial Indicators

Figure 2 - Recent Snapshot: Jan. 2012 -- Feb.-Apr. 2018

Credit Growth



TED Spread



VIX

