

# Indianapolis-Carmel-Anderson, IN

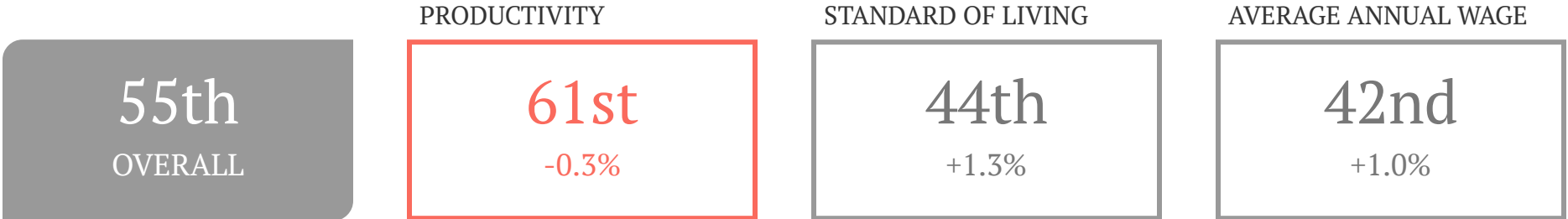
Rankings out of the 100 largest metropolitan areas

1st to 20th 21st to 40th 41st to 60th 61st to 80th 81st to 100th


## Growth in the Indianapolis metropolitan area, 2015–16



## Prosperity change in the Indianapolis metropolitan area, 2015–16



## Inclusion change in the Indianapolis metropolitan area, 2015–16



# Indianapolis-Carmel-Anderson, IN

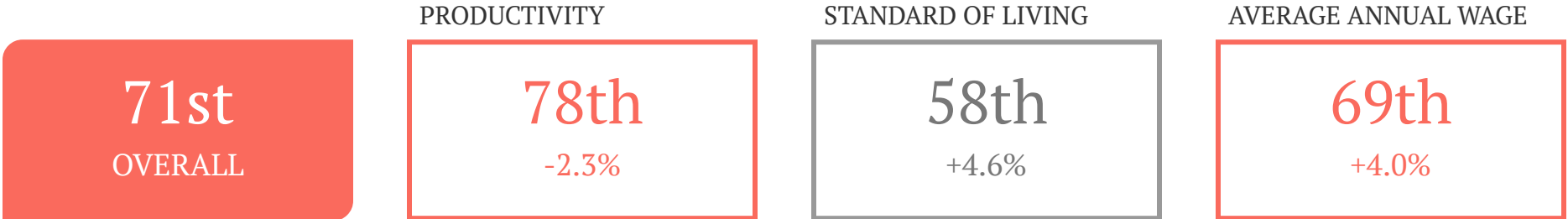
Rankings out of the 100 largest metropolitan areas

1st to 20th 21st to 40th 41st to 60th 61st to 80th 81st to 100th

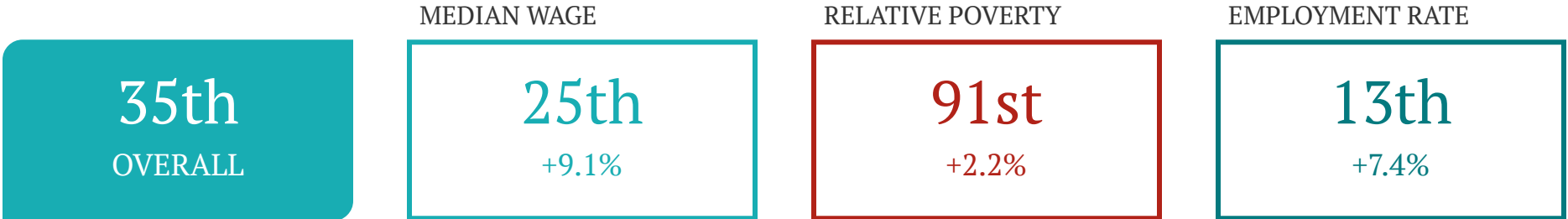
## Growth in the Indianapolis metropolitan area, 2011–16



## Prosperity change in the Indianapolis metropolitan area, 2011–16



## Inclusion change in the Indianapolis metropolitan area, 2011–16




# Indianapolis-Carmel-Anderson, IN

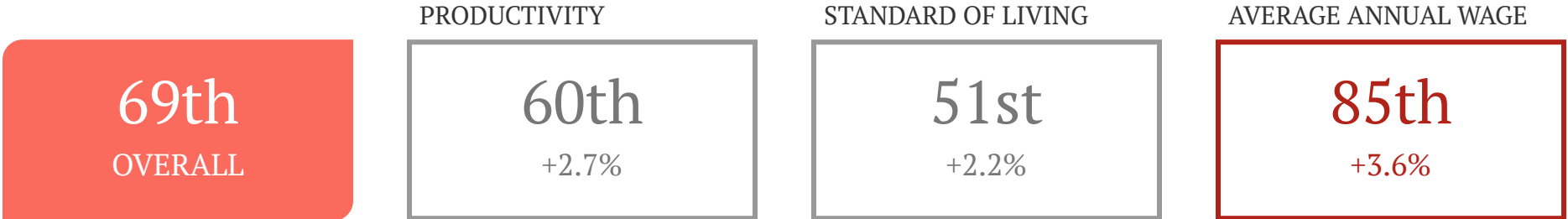
Rankings out of the 100 largest metropolitan areas

1st to 20th 21st to 40th 41st to 60th 61st to 80th 81st to 100th

## Growth in the Indianapolis metropolitan area, 2006–16



## Prosperity change in the Indianapolis metropolitan area, 2006–16



## Inclusion change in the Indianapolis metropolitan area, 2006–16

