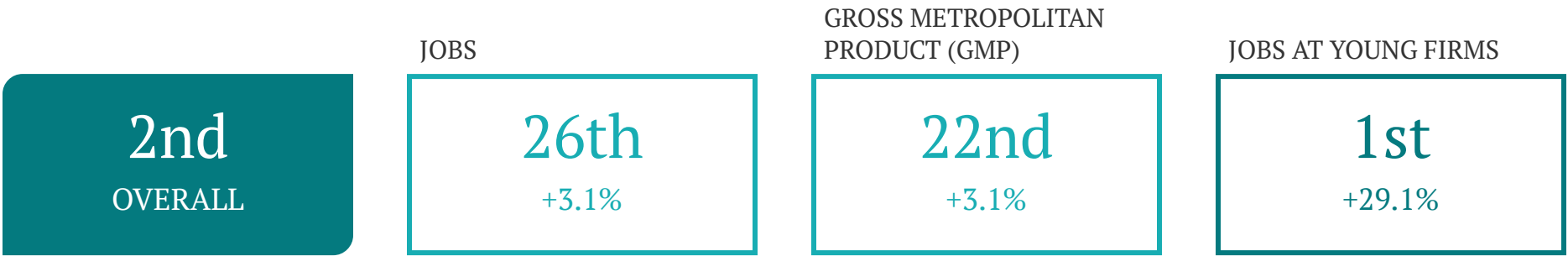


Grand Rapids-Wyoming, MI


Rankings out of the 100 largest metropolitan areas

1st to 20th 21st to 40th 41st to 60th 61st to 80th 81st to 100th

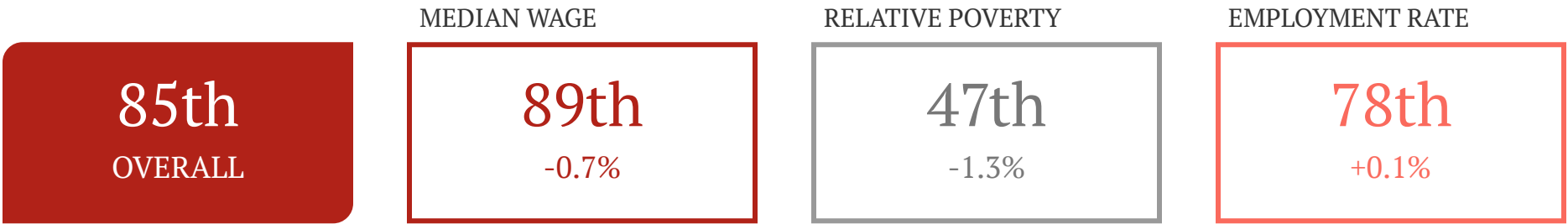
Growth in the Grand Rapids metropolitan area, 2015–16



Prosperity change in the Grand Rapids metropolitan area, 2015–16



Inclusion change in the Grand Rapids metropolitan area, 2015–16




Grand Rapids-Wyoming, MI


Rankings out of the 100 largest metropolitan areas

1st to 20th 21st to 40th 41st to 60th 61st to 80th 81st to 100th

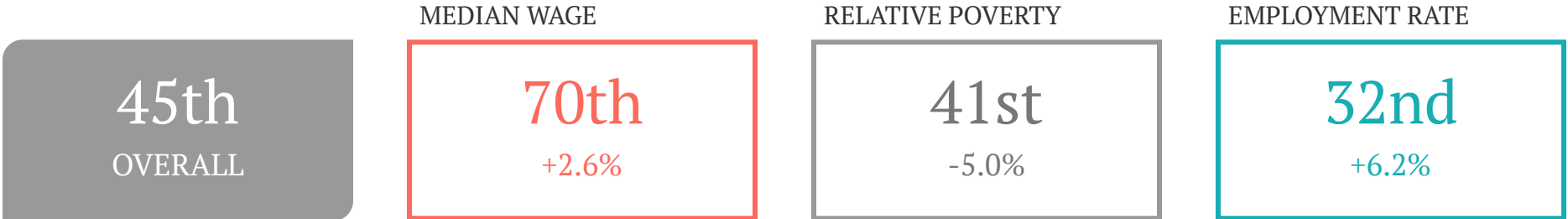
Growth in the Grand Rapids metropolitan area, 2011–16



Prosperity change in the Grand Rapids metropolitan area, 2011–16



Inclusion change in the Grand Rapids metropolitan area, 2011–16



Grand Rapids-Wyoming, MI

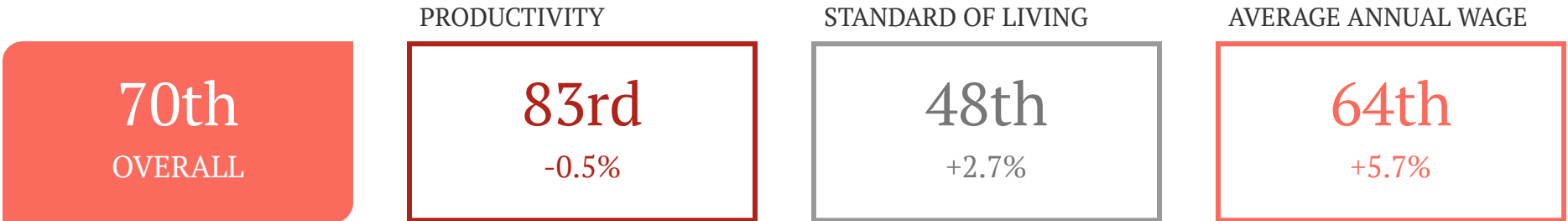
Rankings out of the 100 largest metropolitan areas

1st to 20th 21st to 40th 41st to 60th 61st to 80th 81st to 100th

Growth in the Grand Rapids metropolitan area, 2006–16



Prosperity change in the Grand Rapids metropolitan area, 2006–16



Inclusion change in the Grand Rapids metropolitan area, 2006–16

