

Dallas-Fort Worth-Arlington, TX

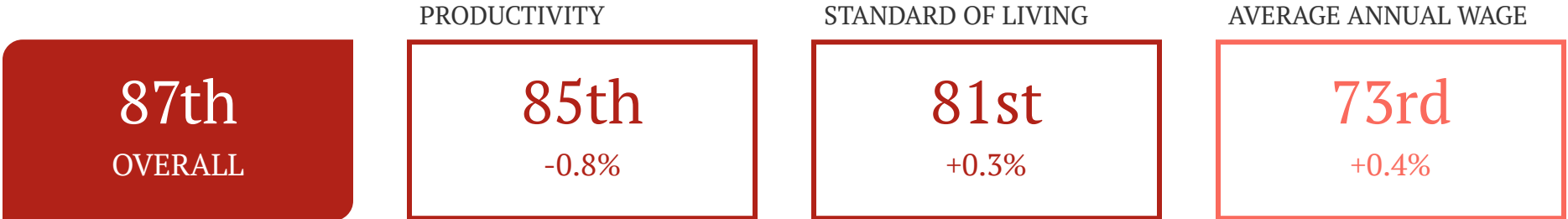
Rankings out of the 100 largest metropolitan areas

1st to 20th 21st to 40th 41st to 60th 61st to 80th 81st to 100th

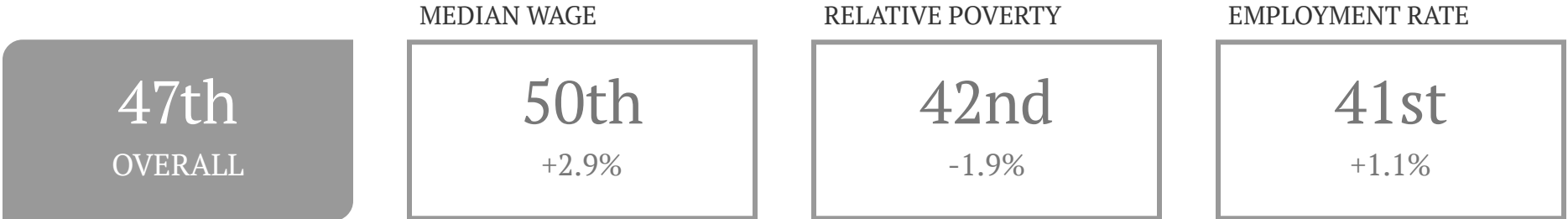
Growth in the Dallas metropolitan area, 2015–16



Prosperity change in the Dallas metropolitan area, 2015–16



Inclusion change in the Dallas metropolitan area, 2015–16




Dallas-Fort Worth-Arlington, TX


Rankings out of the 100 largest metropolitan areas

1st to 20th 21st to 40th 41st to 60th 61st to 80th 81st to 100th


Growth in the Dallas metropolitan area, 2011–16



Prosperity change in the Dallas metropolitan area, 2011–16



Inclusion change in the Dallas metropolitan area, 2011–16




Dallas-Fort Worth-Arlington, TX


Rankings out of the 100 largest metropolitan areas

1st to 20th 21st to 40th 41st to 60th 61st to 80th 81st to 100th

Growth in the Dallas metropolitan area, 2006–16



Prosperity change in the Dallas metropolitan area, 2006–16



Inclusion change in the Dallas metropolitan area, 2006–16

