
**Current Population Survey: Annual
Demographic File, 1984**

**U.S. Dept. of Commerce
Bureau of the Census**

ICPSR 8300

This document was previously available in paper format only. It was converted to Portable Document Format (PDF), with no editing, on the date below as part of ICPSR's electronic document conversion project, supported in part by the National Science Foundation (SBR-9617813). The document may not be completely searchable. No additional updating of this collection has been performed.

June 2000

**Current Population Survey: Annual
Demographic File, 1984**

U.S. Dept. of Commerce
Bureau of the Census

ICPSR 8300

Current Population Survey:
Annual Demographic File, 1984

(ICPSR 8300)

Principal Investigator

U.S. Dept. of Commerce
Bureau of the Census

Inter-university Consortium for Political and Social Research
P.O. Box 1248
Ann Arbor, Michigan 48106

First ICPSR Printing, 1985

Acknowledgement of Assistance

All manuscripts utilizing data made available through the Consortium should acknowledge that fact as well as identify the original collector of the data. The ICPSR Council urges all users of the ICPSR Data facilities to follow some adaptation of this statement with the parentheses indicating items to be filled in appropriately or deleted by the individual user.

The data (and tabulations) utilized in this (publication) were made available (in part) by the Inter-university Consortium for Political and Social Research. The data for CURRENT POPULATION SURVEY: ANNUAL DEMOGRAPHIC FILE, 1984 were originally collected by the U.S. Dept. of Commerce. Bureau of the Census. Neither the collector of the original data nor the Consortium bear any responsibility for the analyses or interpretations presented here.

In order to provide funding agencies with essential information about the use of archival resources and to facilitate the exchange of information about ICPSR participants' research activities, each user of the ICPSR data facilities is expected to send two copies of each completed manuscript or thesis abstract to the Consortium. Please indicate in the cover letter which data were used.

U.S. Dept. of Commerce. Bureau of the Census;
CURRENT POPULATION SURVEY: ANNUAL DEMOGRAPHIC FILE, 1984 (ICPSR
8300)

The Annual Demographic surveys are often referred to as the March CPS Demographic Supplements. The 1984 survey marks the seventeenth year that these data have been compiled. This file provides the usual monthly labor force data, but in addition it also provides supplemental data on work experience, income, noncash benefits, and migration. Data is recorded in two forms, a household record and a person record. Demographic characteristics such as age, race, household relationship, and Spanish origin are included for every person in the households enumerated.

The universe of this survey includes the civilian noninstitutional population of the U.S. living in housing units and male members of the Armed Forces living in civilian housing units. The data are contained in one file consisting of 299,469 records. The logical record length of the file is 390 and there are approximately 330 variables. Class IV

CURRENT POPULATION SURVEY

MARCH 1984

TECHNICAL DOCUMENTATION

CURRENT POPULATION SURVEY, MARCH 1984:

TECHNICAL DOCUMENTATION

Washington, D.C.

1984

U.S. DEPARTMENT OF COMMERCE

Malcolm Baldrige, Secretary
Clarence J. Brown, Deputy Secretary
Sidney Jones, Under Secretary for Economic Affairs

BUREAU OF THE CENSUS

John G. Keane, Director
C. Louis Kincannon, Deputy Director

BUREAU OF THE CENSUS

John G. Keane, Director
C. Louis Kincannon, Deputy Director
Steve Tupper, Assistant Director for Communications

DATA USER SERVICES DIVISION

Michael G. Garland, Chief
Marshall L. Turner, Jr., Assistant Chief
for User Services

ACKNOWLEDGMENTS

This documentation was prepared within the Data Access and Use Staff, under the direction of James P. Curry, Chief, and Barbara J. Aldrich, Chief of its Technical Information Section. Annette J. Ralston was the coordinator for this file assisted by Barbara Shugart and Mary G. Thomas. Technical assistance was provided by Ronald Tucker and Thelma Varhach of the Current Population Surveys Branch, Demographic Surveys Division.

* * * * *

The file should be cited as follows:

Current Population Survey, March 1984 [machine-readable data file] /
conducted by the Bureau of the Census for the Bureau of Labor Statistics.
--Washington: Bureau of the Census [producer and distributor], 1984.

The technical documentation should be cited as follows:

Current Population Survey, March 1984 Technical Documentation /
prepared by Data User Services Division, Data Access and Use Staff, Bureau
of the Census. --Washington: The Bureau, 1984.

* * * * *

- o For additional information concerning the tape, contact Data User Services Division, Customer Services (Tapes), Bureau of the Census, Washington, D.C. 20233. Phone: (301) 763-4100.
- o For additional information concerning the technical documentation, contact Data User Services Division, Data Access and Use Staff, Bureau of the Census, Washington, D.C. 20233. Phone: (301) 763-2074.
- o For additional information concerning the subject matter of the file, contact Demographic Surveys Division, Current Population Surveys Branch, Bureau of the Census, Washington, D.C. 20233. Phone: (301) 763-2773.

UPDATE INFORMATION

Additional information concerning this file may be available at a later date. If you wish to receive the documentation supplements, please fill out the following coupon and mail to:

Data User Services Division
Data Access and Use Staff
Bureau of the Census
Washington, D.C. 20233

* * * * *

Name of File: Current Population Survey, March 1984

Please send me any information which might become available later concerning the file listed.

Name:

Address:

Phone:

TABLE OF CONTENTS

Current Population Survey, March 1984

Abstract.	1
Overview	
Introduction.	5
CPS Sample.	6
Relationship of Current Population Survey Files to Publications	6
Questionnaire Coverage.	7
File Structure.	7
Geographic Limitations.	11
Weights	11
Earnings Data	12
Changes in Current Population Survey Weighting	
Change in Race Categories Used for Controlling Independent Population	
Estimates	13
March CPS Labor Force Estimates	13
Introduction of 1980 Decennial Census Population Controls	13
Impact of Processing Changes.	14
Introduction of 1980 Census Industry and Occupation (I/O) Classification	
Systems	15
Recent Changes in Current Population Survey Concepts	
Concepts on Families.	17
Concepts on Individuals	18
Summary of Changes in Definitions and Terminology for Presentation of	
Household and Family Data	21
Changes in the March CPS Data Dictionary Since 1983	23
Data Dictionary Index	
Household Record Index.	25
Family Record Index	26
Person Record Index	28
How to Use the Data Dictionary.	35
Data Dictionary	37
Glossary	
Geographic Concepts	95
Subject Concepts.	97
Questionnaire Facsimiles	
Facsimile of Basic Questionnaire.	113
Facsimile of March Supplement Questionnaire	118

APPENDICES

Appendix A - Industry Classifications

A1 - Industry Classification Codes.	129
A2 - Detailed Industry Recodes (01-46).	137
A3 - Major Industry Recodes (01-14)	139

Appendix B - Occupation Classifications

B1 - Occupational Classification Codes for Detailed Occupational Categories	141
B2 - Detailed Occupation Recodes (01-52).	157
B3 - Major Occupation Group Recodes (01-14)	161

Appendix C

Selected Tables from the Current Population Survey, March 1983.	163
-------------------------------------------------------------------------	-----

Appendix D - Matching of March CPS files.	175
---------------------------------------------------	-----

ABSTRACT

Current Population Survey, March 1984
[machine-readable data file] / conducted
by the Bureau of the Census for the Bureau
of Labor Statistics. --Washington: Bureau
of the Census [producer and distributor],
1984.

TYPE OF FILE:

Microdata; unit of observation is individuals, families, and households.

UNIVERSE DESCRIPTION:

The universe is the civilian noninstitutional population of the United States living in housing units and male members of the Armed Forces living in civilian housing units on a military base or in a household not on a military base. A probability sample is used in selecting housing units.

SUBJECT-MATTER DESCRIPTION:

This file, also known as the Annual Demographic File, provides the usual monthly labor force data, but in addition, provides supplemental data on work experience, income, noncash benefits, and migration. Comprehensive information is given on the employment status, occupation, and industry of persons 14 years old and over. (Occupation and industry were coded using the 1980 Census of Population occupation and industry classification systems.) Additional data for persons 15 years old and older are available concerning weeks worked and hours per week worked, reason not working full time, total income and income components, and residence on March 1, 1983. Data on employment and income refer to the preceding year, although demographic data refer to the time of the survey.

This file also contains data covering nine noncash income sources: food stamps, school lunch program, employer-provided group health insurance plan, employer-provided pension plan, personal health insurance, Medicaid, Medicare, CHAMPUS or military health care, and energy assistance.

Characteristics such as age, sex, race, household relationship, and Spanish origin are shown for each person in the household enumerated.

GEOGRAPHIC COVERAGE:

State of residence is uniquely identified as well as census geographic division and region. The 34 largest standard metropolitan statistical areas (SMSA's), based on 1970 ranking, and 10 selected SMSA's are also uniquely identified. Within confidentiality restrictions, indicators are provided for SMSA/non-SMSA, central city/noncentral city, farm/nonfarm, and SMSA size.

TECHNICAL DESCRIPTION:

FILE STRUCTURE: Hierarchical.

FILE SIZE: 299,469 logical records; record size is 390 characters.

FILE SORT SEQUENCE: State code, then SMSA rank code.

REFERENCE MATERIALS:

"Current Population Survey, March 1984 Technical Documentation." The documentation includes this abstract, pertinent information about the file, a glossary, 1980 industry and occupation classification codes, and a data dictionary. One copy accompanies each file order. When ordered separately, it is available for \$5 from Data User Services Division, Customer Services (Tapes), Bureau of the Census, Washington, D.C. 20233.

RELATED PRINTED REPORTS:

Data from the March Current Population Survey are published most frequently in the Current Population Reports P-20 and P-60 series. (See page 6). These reports are available from the Superintendent of Documents, U.S. Government Printing Office, Washington, D.C. 20402. Forthcoming reports will be cited in the Monthly Product Announcement (MPA), Bureau of the Census Catalog, and Data User News.

RELATED MACHINE-READABLE DATA FILES:

A public use edition of the Current Population Survey, March file is available for each year since 1968. Some non-March data are also available from 1968 to present. For more information, request the Data Developments on the Current Population Survey from Data User Services Division, Customer Services (Tapes), Bureau of the Census, Washington, D.C. 20233.

FILE AVAILABILITY:

The file may be ordered from Data User Services Division using the Customer Services order form for tapes on the following page. This file is available with the technical options listed below at a cost of \$140 per reel.

	<u>Reels</u>	<u>Cost</u>
9 track, 1600 bpi (EBCDIC or ASCII)	3	\$420
9 track, 6250 bpi (EBCDIC or ASCII)	1	\$140

OVERVIEW

Current Population Survey

Introduction

The Current Population Survey (CPS) is the source of the official Government statistics on employment and unemployment. The CPS has been conducted monthly for over 35 years. Currently, we interview about 58,000 households monthly, scientifically selected on the basis of area of residence to represent the Nation as a whole, individual States, and other specified areas. Each household is interviewed once a month for four consecutive months one year, and again for the corresponding time period a year later. This technique enables us to obtain month-to-month and year-to-year comparisons at a reasonable cost while minimizing the inconvenience to any one household.

Although the main purpose of the survey is to collect information on the employment situation, a very important secondary purpose is to collect information on the demographic status of the population, information such as age, sex, race, marital status, educational attainment, and family structure. From time to time additional questions are included on such important subjects as health, education, income, and previous work experience. The statistics resulting from these questions serve to update similar information collected once every 10 years through the decennial census, and are used by Government policymakers and legislators as important indicators of our Nation's economic situation and for planning and evaluating many Government programs.

The CPS provides current estimates of the economic status and activities of the population of the United States. Because it is not possible to develop one or two overall figures (such as the number of unemployed) that would adequately describe the whole complex of labor market phenomena, the CPS is designed to provide a large amount of detailed and supplementary data. Such data are made available to meet a wide variety of needs on the part of users of labor market information.

Thus, the CPS is the only source of monthly estimates of total employment (both farm and nonfarm); nonfarm self-employed persons, domestics, and unpaid helpers in nonfarm family enterprises; wage and salaried employees; and, finally, estimates of total unemployment.

It provides the only available distribution of workers by the number of hours worked (as distinguished from aggregate or average hours for an industry), permitting separate analyses of part-time workers, workers on overtime, etc. The survey is also the only comprehensive current source of information on the occupation of workers and the industries in which they work. Information is available from the survey not only for persons currently in the labor force but also for those who are outside the labor force. The characteristics of such persons - whether married women with or without young children, disabled persons, students, older retired workers, etc., can be determined. Information on their current desire for work, their past work experience, and their intentions as to job seeking are also available.

The March CPS, also known as the Annual Demographic File, contains the basic monthly demographic and labor force data described above, plus additional data on work experience, income, noncash benefits, and migration.

CPS Sample

The CPS sample is based on the civilian noninstitutional population of the United States. The sample is located in 629 sample areas comprising 1,148 counties and independent cities with coverage in every State and in the District of Columbia.

In all, some 71,000 housing units or other living quarters are assigned for interview each month; about 58,000 of them containing approximately 122,000 persons 14 years old and over are interviewed. Also included are demographic data for approximately 34,000 children 0-13 years old within these households. The remainder of the assigned housing units are found to be vacant, converted to nonresidential use, contain persons with residence elsewhere, or are not interviewed because the residents are not found at home after repeated calls, are temporarily absent, or are unavailable for other reasons. Approximately 13,000 noninterview households are present each month. The resulting file size is approximately 170,000 records. In March of each year supplemental data are collected for male Armed Forces members residing with their families in civilian housing units or on a military base. The Armed Forces members, however, are not asked the monthly labor force questions or the supplemental questions on work experience. In addition, the March CPS is supplemented with a sample of Spanish households identified the previous November. This results in the addition of about 2,500 households in the March CPS. The inclusion of the additional sample of Spanish households began in 1976. A more precise explanation regarding the CPS sample design is provided in Technical Paper 40, The Current Population Survey: Design and Methodology.

For a more detailed discussion about the basic labor force data gathered on a monthly basis in the CPS survey, see the Bureau of Labor Statistics Report No. 463 and the Current Population Report P-23, No. 62, issued jointly by the Bureau of Labor Statistics and the Bureau of the Census in October, 1976, and entitled Concepts and Methods Used In Labor Statistics Derived from the Current Population Survey.

Relationship of Current Population Survey Files to Publications

Each month, a significant amount of information about the labor force is published by the Bureau of Labor Statistics in the Employment and Earnings and Monthly Labor Review reports.

As mentioned previously, the CPS also serves as a vehicle for supplemental inquiries on subjects other than employment, which are periodically added to the questionnaire. From the basic and supplemental data the Bureau of the Census issues four series of publications under the general title Current Population Reports:

- P-20 Population Characteristics
- P-23 Special Studies
- P-27 Farm Population
- P-60 Consumer Income

Of particular interest to users of the March microdata file would be those reports based on information collected in March. These reports include the following titles:

- P-20 Population Profile of the United States: (Year)
- P-20 Household and Family Characteristics: March (Year)
- P-20 Households, Families, Marital Status, and Living Arrangements: March (Year)
- P-20 Geographic Mobility (Years)
- P-20 Educational Attainment in the United States (Years)
- P-20 Persons of Spanish Origin in the United States (Year)
- P-60 Money Income and Poverty Status of Families and Persons in the United States: (Year)
- P-60 Characteristics of the Population Below the Poverty Level: (Year)
- P-60 Characteristics of Households Receiving Selected Noncash Benefits: (Year)

All Current Population Reports may be obtained by subscription from the U.S. Government Printing Office. Subscriptions are available as follows: Population Characteristics, Special Studies, Farm Population, and Consumer Income series (P-20, P-23, P-27, P-60) combined, \$90.00 per year (sold as a package only); Population Estimates and Projections (P-25), \$22.00 per year. Single issues may be ordered separately; ordering information and prices are provided in the Bureau of the Census Catalog, in Data User News, and the Monthly Product Announcement (MPA).

Questionnaire Coverage

Questionnaire facsimilies of March 1984 CPS are shown on pages 113 to 128 in this documentation. CPS-1 items 19-25 shown on page 116 of this document are not asked of Armed Forces members but only of civilians 14 years old and older. This part of the questionnaire is referred to as the monthly (basic) labor force section because these questions are asked every month.

CPS-665 items 29-94 shown on pages 118 to 128 of this document are referred to as March supplement items because these questions are asked only in households in the March CPS sample. Please note that questions 29-47E on work experience are not of Armed Forces members. Beginning with the March 1980 CPS, supplement data are processed for the population 15 years old and older.

Certain data items appearing on both the monthly (basic) questionnaire and the March supplement questionnaire may not have the same meaning. To avoid any misunderstandings, the user should refer to the glossary of this documentation.

File Structure

There is a household record for each household or group quarters. The household record is followed by one of three possible structures:

A. If the household contains related persons and is not a group quarters household:

1. The family record appears next followed by person records for members of the family who are not also members of a related subfamily. The person records would be ordered: family householder, spouse of family householder, children in the family, and other relatives of the family householder.
2. The above records may be followed by one or more related subfamily records, each related subfamily record being followed immediately by person records for members of that related subfamily. The person records would be ordered: reference person of the related subfamily, spouse of subfamily reference person, and children of subfamily reference person.
3. The above records may be followed by one or more unrelated subfamily records, each unrelated subfamily record being followed immediately by person records for members of that unrelated subfamily. The person records would be ordered: unrelated subfamily reference person, spouse of subfamily reference person, children of subfamily reference person, and other relatives of the subfamily reference person.
4. The above records may be followed by one or more persons living with nonrelatives family records, each to be followed by the person record for the unrelated individual it represents. (See Figure 1.)

B. If the household contains a householder with no relatives and is not a group quarters household:

1. The family record for the nonfamily householder is followed immediately by the person record for that nonfamily householder.
2. These records may be followed by one or more unrelated subfamily records, each unrelated subfamily record being followed immediately by the person records for members of that unrelated subfamily.
3. These records may be followed by one or more family records for persons living with nonrelatives, each person living with nonrelatives family record being followed immediately by the person record for that person living with nonrelatives. (See Figure 2.)

C. If the household is a group quarters, each person is defined as a person living with nonrelatives. There will be a family record followed by a person record for each person in the group quarters.

Figure 1. Illustration of Record Sequence for Households Containing a Family.

Household Record

Family Record

Person 1 (Householder) Record

Person 2 (Spouse) Record

.

.

.

.

Person n (Family Member)

Family (Related Subfamily) Record

Person 1 (Related Subfamily Reference Person) Record

Person 2 (Spouse) Record

.

.

.

.

Person n (Related Subfamily Member) Record

Family (Unrelated Subfamily) Record

Person 1 (Unrelated Subfamily Reference Person) Record

Person 2 (Spouse) Record

.

.

.

.

Person n (Unrelated Subfamily Member) Record

Family (Persons Living With Nonrelatives) Record

Person 1 (Person Living With Nonrelatives) Record

Figure 2. Illustration of Record Sequence for Households Containing a Nonfamily Householder.

Household Record

Family (Nonfamily Householder) Record

Person (Nonfamily Householder) Record

Family (Unrelated Subfamily) Record

Person 1 (Unrelated Subfamily Reference Person) Record

Person 2 (Spouse) Record

.

.

.

.

Person n (Unrelated Subfamily Member) Record

Family (Person Living With Nonrelatives) Record

Person (Persons Living With Nonrelatives) Record

Figure 3. Illustration of Record Sequence for Group Quarters.*

Household Record

Family (Persons Living With Nonrelatives) Record

Person (Persons Living With Nonrelatives) Record

*NOTE: Each person in group quarters is by definition a person living with nonrelatives.

Geographic Limitations

It should be kept in mind that the sample design and methods of weighting CPS data are geared towards producing estimates for the entire Nation. In producing estimates for States, the user should be aware that the primary sampling units (PSU's) are drawn from strata which may or may not cross State lines. Consequently, the data would not be as reliable as national data, and the file may lose some of its utility in certain applications. For further discussion of such considerations, the user should consult The Current Population Survey: Design and Methodology (Technical Paper 40, U.S. Bureau of the Census).

The nature of the work done by each individual investigator using the microdata file will determine to what extent his/her requirements for precision will allow using some of the smaller geographic areas identified on the file.

Weights

For all CPS data files a single weight is prepared and used to compute the monthly labor force status estimates. An additional weight was prepared for the earnings universe which roughly corresponds to wage and salary workers in the two outgoing rotations. This is explained below in the section on earnings data. However, the difference in content of the March CPS supplement requires the presentation of additional weights: a household weight, a family weight, and a March supplement weight. In this section we briefly describe the construction and use of these weights. Chapter 5 of Technical paper 40, The Current Population Survey: Design and Methodology provides documentation of the weighting procedures for the CPS both with and without supplement questions.

The final weight, which is the product of several adjustments, is used to produce population estimates for the various items covered in the regular monthly CPS. This weight is constructed from the basic weight for each person, which represents the probability of selection for the survey. The basic weight is adjusted for special sampling situations and failure to obtain interviews from eligible households (noninterview adjustment). A two-stage ratio estimation procedure adjusts the sample population to the known distribution of the entire population. This two-stage ratio estimation process produces factors which are applied to the basic weight (after the special weighting and noninterview adjustments are made) and results in the final weight associated with each record. In summary, the final weight is the product of: (1) the basic weight, (2) adjustments for special weighting, (3) noninterview adjustment, (4) first stage ratio adjustment factor, and (5) second stage ratio adjustment factor.

Differences in the questionnaire, sample and data uses for the March CPS supplement result in the need for additional adjustment procedures to produce what is called the March supplement weight. The sample for the March CPS supplement is expanded to include male members of the Armed Forces who are living in civilian housing or with the family on a military base, as well as additional Spanish households which are not included in the monthly labor force estimates. The March CPS questionnaire also includes expanded questions on marital status and household relationships which allow for the creation of family data records.

The expanded sample and the need to have a husband and wife receive the same weight has resulted in a weighting system which produces the March supplement weight. The March supplement weight should be used for tabulations of items in the March CPS file.

Finally, household and family weights are the weights assigned to the householder or reference person after all adjustments have been made.

Earnings Data

Beginning in 1982, usual hourly and weekly earnings data appear on the Annual Demographic File (ADF) for that portion of the population roughly corresponding to wage and salary workers (self-employed persons in incorporated businesses are excluded, although they are normally included with the wage and salary population). These data are now collected on a monthly basis in the two outgoing rotation groups as part of the basic CPS labor force interview.

Since the intent of the regular collection of earnings data was to initiate a family earnings data series, all persons in the two outgoing rotations receive an "earnings weight," even if they are not eligible for the earnings item. The earnings weight is a simple ratio-estimation to the person's labor force status by age, race, and sex.

Further information on this earnings series is contained in "Technical Description of the Quarterly Data on Weekly Earnings from the Current Population Survey," BLS Report #601, July 1980. This report is available on request from the U.S. Department of Labor, Bureau of Labor Statistics, Washington D.C. 20212. Attn: Office of Inquiries and Correspondence.

Changes in Current Population Survey Weighting

The following describes three changes in the CPS weighting process which were first implemented with the March 1981 CPS supplement. As a result of these changes, caution should be used when comparing 1981 through 1984 estimates with those from earlier years.

Change in Race Categories Used for Controlling Independent Population Estimates

Race categories are used in ratio-estimation of the sample estimates to known distributions. Before 1981, the Black and other-not-White sample estimates were separately adjusted to known totals for these two populations. Then these two groups were combined for the final adjustment in the weighting process which adjusted to independent estimates for White/not-White populations.

Starting in 1981, the March file represents ratio estimates to Black and not-Black totals; moreover, a separate adjustment is not made for other-not-White. Analysis of results from the 1980 census indicated that reporting of race was not directly comparable with CPS because of different data collection procedures. As a result, it was determined that more precise estimates could be derived for Black and not-Black populations as compared to those available for White and not-White populations.

March CPS Labor Force Estimates

Before 1981, an adjustment was made so that certain March supplement labor force estimates would be identical to the same estimates in the regular March Employment and Earnings publication. It was felt, however, that this procedure hurt the reliability of many March supplement estimates and that users' needs for consistency between different publications were limited enough to warrant elimination of this stage of weighting. Beginning in 1981, labor force estimates taken from the March CPS supplement file will not be in absolute agreement with the basic March labor force estimates.

Introduction of 1980 Decennial Census Population Controls

The ratio estimation procedure used to produce the weights carried on the March CPS file involves, in part, the adjustment of sample results to independent estimates of the population. These independent estimates are computed by updating the civilian noninstitutional population counts derived from the latest decennial census. March CPS sample results for 1972 through 1980 were adjusted to independent estimates derived from the 1970 census. March CPS sample results from 1981 forward are based on the results of the 1980 census.

The population counts as of April 1, 1980 from the 1980 census differ substantially from the independent estimates for the same date based on the 1970 census. For example, the 1980-based estimate of the civilian noninstitutional population on April 1, 1980 was 222,420,441 compared with the 1970-based estimate for the same date of 217,400,244. Furthermore, while analysis is continuing, it is generally believed that the 1980 census reduced the undercount experienced in 1970 for the population as a whole and most notably for minority groups. As a result, differences for subpopulation groups may be disproportionately greater than that for the total population.

Impact of Processing Changes

The following table shows population groups from the March 1980 and March 1981 Annual Demographic Files (ADF) based on both 1970 and 1980 population counts.

Selected Statistics for the Civilian Noninstitutional Population
(Numbers in Thousands)

	March 1981 a	March 1980 Procedures Used		Change b-c
		New1/ b	Old2/ c	
Total Population	224,425	222,271	217,245	5,026
White	192,398	191,161	187,489	3,672
Nonwhite	32,027	31,110	29,757	1,353
Black	26,348	25,914	25,357	557
Spanish	13,573	13,333	13,207	126
Total Males	108,276	107,268	104,836	2,432
Total Females	116,149	115,002	112,410	2,592

1/ Based on 1980 census estimates.

2/ Based on extrapolated 1970 census estimates.

NOTE: A version of the March 1980 file is available with 1980-based weights. This file provides the necessary bridge data for those users requiring more detailed direct comparisons between 1970- and 1980-based weights.

Introduction of 1980 Census Industry and Occupation (I/O) Classification Systems

The 1980 census I/O codes were implemented for the first time in the Current Population Survey in January 1983. Differences between the codes used in 1970 and those used in 1980 have little effect on industry-related data; however, the implementation of the new codes for occupation categories poses a problem in historical data analysis.

Differences between the 1970 and 1980 occupation classification systems affect classification at all levels. Commonly used terms such as white-collar, blue-collar, professional and technical, craft worker, and operative occupations have been eliminated. These identifiers have been replaced with new categories representing conceptual as well as language changes. The following table compares the 1970 and 1980 occupation categories at the broadest levels of aggregation.

Occupational Groupings Based on the 1970 and 1980
Census Classification Systems

1970	1980
White-collar workers Professional and technical workers Managers and administrators, except farm Sales workers Clerical workers Blue-collar workers Craft and kindred workers Operatives, except transport Transport equipment operatives Nonfarm laborers Service workers Private household workers Other service workers Farm workers Farmers and farm managers Farm laborers and supervisors	Managerial and professional specialty Executive, administrative, and managerial Professional specialty Technical, sales, and administrative support Technicians and related support Sales occupations Administrative support, including clerical Service occupations Private household Protective service Service, except private household and protective Precision production, craft, and repair Operators, fabricators, and laborers Machine operators, assemblers, and inspectors Transportation and material moving occupations Handlers, equipment cleaners, helpers, and laborers Farming, forestry, and fishing

While the new occupation classification system allows comparisons between the March 1984 ADF, the 1980 census, and other postcensus data sets, its incorporation restricts comparisons with earlier ADF files.

Further information regarding the changes between the 1970 and 1980 classification systems is provided in the February 1983 issue of Employment and Earnings published by the Bureau of Labor Statistics. A nine-page list of conversion factors used for the occupation codes in the CPS is available from Data User Services Division, Customer Services, Bureau of the Census. This list contains each 1970 detailed occupation category and the 1980 major occupation

category (or categories with percentages for each) into which it should be converted. It shows which detailed occupation categories belong to the 13 major occupation categories. This list can be used to make conversions in microdata files or in data aggregated by 1970 detailed codes.

Entitled "CPS Occupation Categories: Detailed 1970 and Major 1980 Classifications," the conversion factors cost \$5 and are available from Customer Services (301/763-4100).

Technical questions regarding the limitations of the conversion factors and the guidelines on data presentation should be directed to the Labor Force Statistics Branch of the Bureau's Population Division at 301/763-5144.

RECENT CHANGES IN CURRENT POPULATION SURVEY CONCEPTS

The concepts listed below show changes made in the household and family concepts for the March 1980 Current Population Survey (CPS) and which apply to all subsequent March supplements to the CPS. These changes affect the definitions for total households and subfamilies (See Figures 4-6), and correspond to the terminology and concepts used for the 1980 decennial census.

Concepts on Families

Primary Family Head. Prior to 1980, the person who maintained the family was referred to as the head, and in husband-wife households, the head by definition had to be a male. The new definition permits the wife to be designated as the "householder." ^{1/}

Husband-wife. In addition to the definitional change described above, the old husband-wife designation is now referred to as a "married-couple" family.

Male Head, no wife present. Now referred to as "other family, male householder."

Female Head, no husband present. Now referred to as "other family, female householder."

Subfamilies. The term "related" was added to this concept. Related subfamilies refer to family groups within households where members are related to, but do not include, the householder or spouse of the householder. Neither the householder nor his/her spouse are included in this grouping.

Like the family households, husband-wife relationships are also referred to as "married-couple" subfamilies. However, a subfamily "male head with no wife present" is called a "father-child" related subfamily while a "female head with no husband present" is called a "mother-child" related subfamily.

Secondary Families. As a corollary to the related subfamily change, secondary families are now referred to as "unrelated subfamilies." Unrelated subfamilies refer to family groups within households where no member is related to the householder.

The same types of family relationships described for related subfamilies also apply to unrelated subfamilies with one addition (e.g., married-couple, father-child, mother-child unrelated subfamilies and other unrelated subfamilies; see Figure 4).

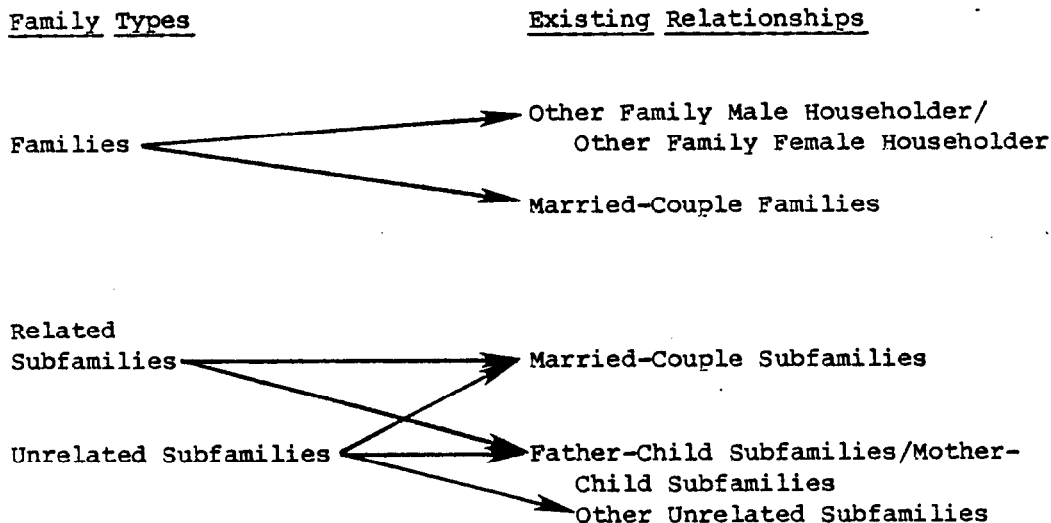
^{1/}This change in definition for husband-wife households, however, may have a slight impact on the generation of family tables which are traditionally tallied by the characteristics of the head.

Total families. Data for secondary families (now unrelated subfamilies) no longer appear in the total families category. Therefore, the term "family" is now synonymous with the term "primary family." This usage is consistent with the family concept used in the 1980 census.

Adults. In defining adults, the age limit has been raised from 14 to 15 years old. Therefore, supplemental data for adults are only available for the 15+ population. (Basic labor force data, however, are still available for 14 year olds.

FIGURE 4

Concepts Affecting Families



Concepts on Individuals

Head of Household, Spouse and Child. A variety of concepts have been used to identify related individuals. These include: head of household, spouse, and child. Both the head of household and spouse concepts have changed as shown in Figure 5. In related and unrelated subfamilies, the head is now referred to as the "reference person."

Primary Individual. Although everyone is or has been part of a family, many people do not live in a family setting. A primary individual, for example, is a person who lives alone or with nonrelatives. For 1980 and beyond, this person will be referred to as a "nonfamily householder" as shown in Figure 6.

Secondary Individual. This concept, like "primary individual," refers to unrelated individuals in a household. For 1980 and beyond, it will be referred to as "other person living with no relatives" as shown in Figure 6.

FIGURE 5

Major Changes in Concepts Affecting Related Individuals

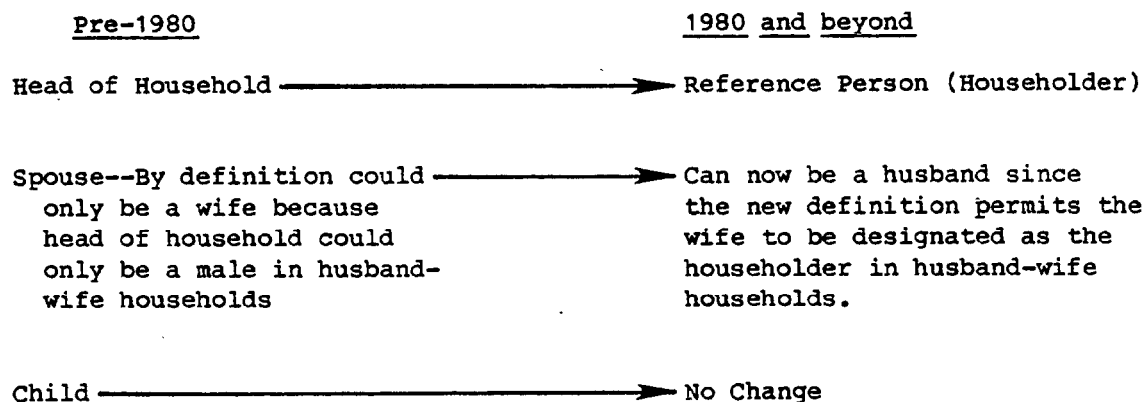



FIGURE 6

Major Changes in Concepts Affecting Unrelated Individuals



SUMMARY OF CHANGES IN DEFINITIONS AND TERMINOLOGY FOR
PRESENTATION OF HOUSEHOLD AND FAMILY DATA

- I. General definitional change. The secondary family component of "total families" is excluded from the total families universe, thus, making the term "family" synonymous with the term "primary" family and consistent with the decennial-census family concept. Secondary families will continue to be recognized in the CPS and their characteristics will be tabulated separately. These secondary family data will be shown on a limited basis and will be referred to as unrelated subfamily data (see sections IV and V below).

II. Household Relationships

Categories: 1980 and beyond

Total population
In households
Family householder
Married, spouse* present
Other
Spouse* of householder
In related subfamilies
Married, spouse* present
Child of householder
Parent, no spouse present
Child of householder
Child
Child of householder, not in related subfamilies
Other relatives, not in related subfamilies
In unrelated subfamilies
Reference person
Married, spouse* present
Other
Spouse* of reference person
Other in unrelated subfamily
Other in unrelated subfamily
Nonfamily householder
Other persons living with no relatives
In group quarters

Categories: Pre-1980

Total population
In households
Head of primary family
Married, spouse** present
Other
Spouse** of primary family head
In subfamilies
Married, spouse** present
Child of primary family head
Other subfamily head
Child of primary family head
Child of subfamily head
Child of primary family head, not in subfamilies
Other relatives not in subfamilies
In secondary families
Head of family
Married, spouse** present
Other
Spouse** of family head
Child of family head
Others in secondary families
Primary individual
Secondary individual in households
In group quarters

*Indicates husband or wife as appropriate when data are shown by sex.

**By definition, can only be a wife.

III. Households by type

Categories: 1980 and beyond

Total households
Family households
Married-couple family
Other family, male householder
Other family, female householder
Nonfamily households
Male householder
Female householder

Categories: Pre-1980

Total households
Primary families
Husband-wife
Male head, no wife present
Female head, no husband present
Primary individuals
Male
Female

IV. Related subfamilies. Defined as nuclear family groups within households where members are related to, but do not include, the householder or spouse of householder (formerly called "subfamilies").

Categories: 1980 and beyond

Total related subfamilies
Married-couple
Mother-child
Father-child

Categories: Pre-1980

Total subfamilies
Husband-wife
Female head, no husband present
Male head, no wife present

V. Unrelated subfamilies. Defined as family groups within households where members are not related to the householder (formerly called "secondary families").

Categories: 1980 and beyond

Total unrelated subfamilies
Married-couple
Mother-child
Father-child
Other

Categories: Pre-1980

Total secondary families
Husband-wife
Female head, no husband present
Male head, no wife present

CHANGES IN THE MARCH CPS DATA DICTIONARY SINCE 1983

Changes in the March 1984 CPS Data Dictionary are shown below. The number preceding the description (i.e., H118) indicates the character location of the data item. The number in parentheses following the description shows the character size of the data item.

MARCH 1983 DATA DICTIONARY

MARCH 1984 DATA DICTIONARY

Household Record

H118(1)
Check Sent to Household

H118(1)
Household Without Heat
Unable to Pay Heating
Fuel Bill

H119(1)
Coupon/Voucher Sent to Household

H119(2)
Filler

H120(1)
Payment Sent to Electric or Gas
Company or Fuel Dealer

H129(1)
Allocation Flag--Check Sent to
Household

H129(1)
Allocation Flag--Household
Without Heat--Unable to
Pay Heating Fuel Bill

H130(1)
Allocation Flag--Coupon/Voucher
Sent to Household

H130(2)
Filler

H131(1)
Allocation Flag--Payment Sent to
Electric or Gas Company or Fuel
Dealer

Beginning in the March 1983 file, occupation and industry were coded using the 1980 Census of Population occupation and industry classification systems.

DATA DICTIONARY INDEX

Current Population Survey, March 1984

<u>Item</u>	<u>Character Position</u>
<u>HOUSEHOLD RECORD INDEX</u>	
<u>Geographic Code and Size</u>	
Central City Status Code	H50
Division Code	H38
FIPS SMSA Code	H45
Modified SMSA Status Code	H49
Region Code	H37
SMSA Rank by Size	H43
SMSA Size Recode	H51
State Geographic Code	H39
State Population Size Rank	H41
<u>Flags</u>	
Energy Assistance	H128
Food Stamps	H116
Household Number	H57
Household Without Heat; Unable to Pay	
Heating Fuel Bill	H129
Tenure, Public Housing, Lower Rent	H63
Type of Fuel	H133
Value of Energy Assistance Received	H132
<u>Household Characteristics</u>	
Farm/Nonfarm Recode	H56
Household Status	H69
Household Type	H13
Household Without Heat; Unable to Pay	
Heating Fuel Bill	H118
Number of Families in This Household	H11
Number of Household Members 5-18 Never	
Married Other Than Householder	H103
Number of Housing Units in Structure	H34
Number of Married Couples in Household	
Excluding Householder and Spouse	H83
Number of Persons in Household Not Related	
to Householder	H82
Number of Persons in Household Under Age 18	H70
Number of Persons in This Household	H9
Phone Available	H127
Phone in Household	H126
Public Housing Project	H61
Race of Householder (Type A Noninterview)	H30
Relationship to Householder Recode	H81
Rent Subsidy	H62
Tenure of Household	H60
Trailer Portion of Unique Household	H7
Type of Heating Fuel	H125
Type of Living Quarters	H58

<u>Item</u>	<u>Character</u> <u>Position</u>
<u>Income (Cash and Noncash)</u>	
Free or Reduced Price Lunch Received at School	H106,H107
Hot Lunch Eaten at School	H104,H105
Household Income Percent Cut 1	H84
Household Income Percent Cut 2	H85
Household Income Recode	H87
Household Received Energy Assistance	H117
Household Received Food Stamps	H108
Number of Months Household Members Received Food Stamps	H110
Number of Persons in Household Covered by Food Stamps	H109
Total Household Income	H72
Value of Energy Assistance Received by Household	H121
Value of Food Stamps Received by Household Members	H112
<u>Noninterview Reason</u>	
Noninterview Reason	H31
Weight for Noninterview Records	H33
<u>Number of Families (See Household Characteristics)</u>	
<u>Number of Married Couples (See Household Characteristics)</u>	
<u>Number of Persons (See Household Characteristics)</u>	
<u>Public Housing (See Household Characteristics)</u>	
<u>Race of Head (See Household Characteristics)</u>	
<u>Record Identification</u>	
Household Number	H16
Household Record Type	H331
Identification Number	H18
Index of Principal Person	H14
Month-In-Sample Code	H17
Sequence Number	H1
<u>SMSA (See Geographic Code and Size)</u>	
<u>Weight</u>	
Household Weight	H196
<u>FAMILY RECORD INDEX</u>	
<u>Age (See Also Marital Status and Own Children)</u>	
Members 18 to 64 Years of Age	F148
Members 65 Years and Over	F149

<u>Item</u>	<u>Character Position</u>
Number of Children in Family 5 to 17	F166
Number of Persons in Family Under 18	F165
Presence of Related Children by Age	F147
<u>Flags</u>	
Flag-CS (child support)	F142
Flag-DI (dividends)	F139
Flag-EA (total family earnings)	F144
Flag-FR (farm)	F134
Flag-IN (interest)	F138
Flag-OT (other)	F145
Flag-PA (public assistance)	F137
Flag-RE (retirement income)	F141
Flag-SE (self-employment)	F133
Flag-SP (supplemental income)	F136
Flag-TO (total family)	F143
Flag-US (U.S. government sources-Social Security or railroad retirement)	F135
Flag-VP (veterans' payments)	F140
Flag-WS (wages and salaries)	F132
<u>Household Characteristics</u>	
Description of Family	F146
Householder of Spanish Origin	F19
Kind of Family	F9
Number of Earners in Family	F169
Number of Family Members in Labor Force	F167
Number of Persons in Family	F11
Sex and Marital Status of Family Householder and Labor Force Status of Spouse	F168
Type of Family	F10
<u>Income</u>	
Child Support, etc.	F97
Dividends, etc.	F74
Family Income to Poverty Level	F189
Family Income Percent Cut 1	F178
Family Income Percent Cut 2	F179
Family Income Recode	F192
Farm Income	F35
Interest	F66
Low Income (Poverty) Cutoff Dollar Amount	F181
Money Received from Social Security and Railroad Retirement	F42
Public Assistance and Welfare	F58
Ratio of Family Income to Poverty Level	F190
Retirement	F89
Self-employment Income	F28
Source of Income	F194
Supplemental Security, Money from U.S. and State and Local Governments	F50
Total Family Earnings	F114
Total Family Income	F105
Total Other Family Income	F123
Veterans' Payment, etc.	F81
Wages and Salaries	F20

<u>Item</u>	<u>Character Position</u>
<u>Income Reciprocity</u>	
Type A Other Income	F170
Type B Other Income	F171
Type C Other Income	F172
Type D Other Income	F173
Type E Other Income	F174
Type F Other Income	F175
Type G Other Income	F176
Type H Other Income	F177
<u>Labor Force</u> (See Household Characteristics)	
<u>Marital Status</u>	
Age of Oldest Own Child, Any Marital Status	F163
Age of Youngest Own Child, Any Marital Status	F161
Own Children, Any Age, Any Marital Status	F151
Own Children Under 25, Any Marital Status	F152
Own Never Married Children Under 15	F154
Own Never Married Children Under 18	F150, F153
<u>Own Children</u>	
Own Children Under 1	F160
Own Children Under 3	F159
Own Children Under 5	F158
Own Children Under 6	F157
Own Children Under 9	F156
Own Children Under 12	F155
<u>Record Identification</u>	
Family Record Type	F331
Family Sequence Number Within Household	F7
Index in Person Record or Family	
Householder or Reference Person	F13
Index in Person Record of Family Husband	F209
Index in Person Record of Family Spouse	F15
Index in Person Record of Family Wife	F207
Index in Person of Last Member	F17
Unique Household Identifier	F1
<u>Weight</u>	
Family Weight	F196
<u>PERSON RECORD INDEX</u>	
<u>Armed Forces</u> (See Person Characteristics)	
<u>Earnings</u>	
Eligibility in Rotation Groups 1 or 5	P361
<u>Education</u> (See Person Characteristics)	
<u>Employment Characteristics</u>	
Employment Status	
Class of Worker (Current Job)	P59
Class of Worker (Longest Job Last Year)	P150
Class of Worker Recode 1	P314

<u>Item</u>	<u>Character Position</u>
Detailed Industry Recode 4 (Longest Job)	P322
Detailed Occupation Recode 3 (Longest Job)	P318
Did Not Work Last Year	P129
Earner Recode	P313
Employment Status Recode	P12
Experienced Labor Force Status (Edited)	P13
Full-Part Time Status Recode	P14
Getting Paid for Time Off Last Week	P22
Industry Code (Current Job)	P49
Industry Code (Longest Job Last Year)	P151
Industry Recode (Current Job)	P52
Labor Force Recode 1	P295
Labor Force Recode 2	P296
Major Activity (Last Week)	P15
Major Industry Recode 3 (Longest Job)	P316
Major Occupation Recode 4 (Longest Job)	P320
Number of Employers Last Year	P138
Occupation Code (Current Job)	P56
Occupation Code (Longest Job Last Year)	P154
Occupation Recode (Current Job)	P54
Paid Hourly	P364
Part-Full Time Recode	P309
Reason Work Part-Time	P149
What Was Done Most of Remaining Weeks Last Year	P145
When Last Worked For Pay	P60
When Last Worked Full-Time 2 Weeks or More	P48
Hours of Work	
Hours Per Week Worked Last Year	P136
Hours Worked Last Week	P16
Reason Not Working 35 Hours Per Week	P19
Usual Hours Worked Per Week (Rotation Group 1 or 5)	P362
Usually Worked 35 Hours Per Week	P18
Usually Worked 35+ Hours Per Week at Job	P23
Worked Less Than 35 Hours One Week Last Year	P146
Looking For Work	
Believe No Work Available Not Looking	P31
Checked Employer Directly	P26
Checked Private Employment Agency	P25
Checked Public Employment Agency	P24
Checked With Friends or Relatives	P27
Could Not Find Any Work	P32
Did Nothing	P29
Intend to Look for Work Next 12 Months	P63
Looked for Work in Between Jobs	P139
Looking for Full-or Part-Time Work	P45
Looking for Work Last Year	P130
Other Method Used	P30
Placed or Answered Ads	P28
Want Regular Job Now	P62

<u>Item</u>	<u>Character Position</u>
Weeks Looking All in One Stretch	P144
Weeks Looking for Work	P43
Weeks Looking for Nonworkers	P131
Weeks Looking or On Layoff	P141, P142
Why Started Looking for Work	P42
Work Recode 1, Work Experience Weeks Looking, Nonworkers	P310
Work Recode 2, Part Year Worker Weeks Looking	P311
Work Recode 3, Part Year Worker Weeks Looking	P312
Unable to Work	
Any Reason Could Not Take Job	P46
Cannot Arrange Child Care	P36
Do Not Know	P41
Employers Think Too Young or Old	P34
Family Responsibilities	P37
Ill Health or Physical Disability	P39
In School or Other Training	P38
Lacks Necessary Schooling	P33
Lost Full Weeks Work Due to Work Layoff	P140
Main Reason Did Not Work Last Year	P133
Other	P40
Personal Handicap	P35
Reason Could Not Take Work Last Week	P47
Why Left Job	P61
Weeks Worked	
Weeks Worked Last Year	P134
Weeks Worked Part-Time	P147
Weeks Worked Recode	P307
Why Not at Work Last Week	P21
<u>Flag</u>	
Allocation	P64, P65, P66, P67, P68, P69, P70, P71, P72, P73, P74, P75, P76, P77, P78, P79, P80, P81, P82, P84, P85, P90
Child Support	P190
Dividend	P187
Earn Hourly	P385
Earn Weekly	P386
Farm Income	P182
Interest	P186
Paid Hourly	P384
Public Assistance	P185
Retirement Income	P189
Self Employment	P181
Supplemental Security	P183

<u>Item</u>	<u>Character Position</u>
Top Coded	P269,P270,P271, P272,P273,P274, P275,P276,P277, P278,P279,P280, P281,P282
Veterans' Payments	P188
Wage and Salaries Flag	P180
<u>Household Characteristics</u>	
Family Number	P105
Family Relationship	P106
Family Type	P104
Household Recode (1 thru 4)	P297,P299,P300, P302
Parent Line Number	P358
Parent Present	P334
Parents Recode (Presence of Parents)	P303
Relationship to Householder	P103
Spouse Line Number	P389
Spouse Present	P335
<u>Income (Non-Wages and Salaries Sources)</u>	
Alimony, Child Support, Other Income	P243
Dividends, Rentals, Trust	P227
Farm	P202
Hourly Earnings	P365
Interest Amount	P222
Low Income (Poverty) Cut-off	P289
Pension	P238
Person's Income Recode	P324
Personal Income Total	P248
Public Assistance Amount	P217
Self-employment	P196
Source of Income Recode	P326
Supplemental Security	P213
Total Earnings	P255
Total Other Income	P262
Social Security/Railroad Retirement	P208
Veterans', Unemployment, Workmen's Compensation	P233
Wages or Salaries	P191
Weekly Earnings Before Deductions, Usual	P369
<u>Income Reciprocity</u>	
Aid to Dependent Children	P164
Alimony and Child Support	P177
Anything Else	P179
Dividends	P167
Estates and Trust	P169
Farm Income	P159

<u>Item</u>	<u>Character Position</u>
Federal Government Pension	P175
Interest	P166
Military Retirement	P174
Other Public Assistance	P165
Other Regular Contribution	P178
Private Pension	P173
Railroad Retirement	P161
Rent and Royalties	P168
Self-employment	P158
Social Security	P160
State and Local Government Pension	P176
Supplemental Security	P162
Unemployment Compensation	P171
Veterans' Payments	P170
Wage and Salary	P157
Workmen's Compensation	P172
<u>Insurance/Pension Coverage</u>	
CHAMPUS or Military Health Care	P353, P354
Group Health	P345, P348
Other Persons Covered	P347
Part Paid by Employer	P346
Medicaid	P351, P352
Medicare	P349, P350
Other Health Insurance	P355, P356
Other Persons Covered	P357
Pension Plan	P343, P344
<u>Labor Force (See Employment Characteristics)</u>	
<u>Labor Union</u>	
Coverage	P388
Member	P387
<u>Person Characteristics</u>	
Age Recode	P306
Age Recode 1	P304
Age in Single Years	P110
Completed Highest Grade Attended	P117
Highest Grade Attended	P115
Marital Status	P107
Race	P109
Sex	P108
Spanish Ethnicity	P113
Veteran Status	P112
<u>Record Identification</u>	
Family Membership Key	P10
Person Line Number	P332
Person Record Type	P331
Person Sequence Number Within Household	P7
Population Type Item 25A	P102
Principal Person Indicator	P9

<u>Item</u>	<u>Character Position</u>
Related Subfamily Membership Key	P11
Unique Household Identifier	P1
<u>Residence</u>	
Living in Same House March 1983	P339
Migration--Residence 1983 to 1984	P328
Region of Residence in 1983--Migration	P329
Residence 1983 to 1984	P341
SMSA Residence in 1983 Recode	P330
SMSA Residence March 1983	P340
State Residence in 1983	P337
<u>Unemployment</u> (See Employment Characteristics)	
<u>Weights</u>	
Basic CPS Person Weight	P91
March Supplement Weight	P118
Basic Earnings Weight	P372

HOW TO USE THE DATA DICTIONARY

This computer-generated report documents the data contents and the record layout of the file. Below is a brief description of the information provided for each data item.

The first line of each data item description gives the name, size/scale, begin position, data type, and the variable label. Following those items, on subsequent lines, are any applicable notes and value codes. Each of these items is defined below.

1. Name. This is an arbitrarily assigned 8 character identifier. It may be a mnemonic such as "STATE" or "EDNUMBER", or sequential identifier such as "TAB1", "TAB2", etc.
2. Size/Scale. The size of a data item is given in characters. The scale of a data item is given in integer powers of 10. Implied decimals or multipliers (in integer powers of ten only) are indicated by a "-" or a "+" followed by a number. For example, 123.45 would appear on the data tape as 12345, and the size/scale value would be 5/-2. A number recorded in thousands (12,345,000 for example) would appear on the data tape as 12345 and the size/scale value would be 5/+3. Scale factors which are not an integer power of ten are identified in the notes following the label, and in the footnotes.
3. Begin. This is the location in the data record of the first character of the data item.
4. Data Type. The data type indicates whether the data item is alphanumeric (A) or numeric (N).
5. Description. (This is not titled in the Data Dictionary.)

Label. This is a single 40 character line or a set of 40 character lines which describes the data item.

Notes and Value Codes. This section provides any relevant notes or footnote references. In addition, any value codes necessary for the data item are listed and labeled here.

RECORD H

NAME	SIZE/ SCALE	BEGIN	DATA TYPE
HHSEQNUM	6	1	A HOUSEHOLD SEQUENCE NUMBER - UNIQUE ID SAME ID WILL APPEAR FOR EACH PERSON IN THIS HOUSEHOLD IN THE PPSEQNUM SAME ID WILL APPEAR FOR EACH FAMILY IN THIS HOUSEHOLD IN THE FFSEQNUM
HHPOS	2	7	A TRAILER PORTION OF UNIQUE HOUSEHOLD 00=FOR HOUSEHOLD RECORD 01-39=FOR PERSON RECORD 41-79=FOR FAMILY RECORD
NUMPERS	2	9	N NUMBER OF PERSONS IN THIS HOUSEHOLD
NUMFAM	2	11	N NUMBER OF FAMILIES IN THIS HOUSEHOLD
HHTYPE	1	13	A HOUSEHOLD TYPE 1 INTERVIEW HOUSEHOLD, WITH HOUSEHOLDER 2 GROUP QUARTERS (COLLECTIVE HH) 3 NONINTERVIEW TYPE A 4 NONINTERVIEW TYPE B/C
PPINDIND	2	14	A INDEX OF PRINCIPAL PERSON 00 NIU 01-39 INDEX OF PRINCIPAL PERSON
ITEM9	1	16	A HOUSEHOLD NUMBER (EDITED) 1 HOUSEHOLD 1 2 HOUSEHOLD 2 3 HOUSEHOLD 3 4 HOUSEHOLD 4 5 HOUSEHOLD 5 6 HOUSEHOLD 6 7 HOUSEHOLD 7 8 HOUSEHOLD 8
MIS	1	17	A MONTH-IN-SAMPLE CODE GENERATED FROM MONTH AND ROTATION
HHIDNUM	12	18	A HOUSEHOLD IDENTIFICATION NUMBER NOTE: USE AS THE HOUSEHOLD MATCH KEY WHEN MATCHING THIS FILE TO ANY OTHER CPS FILE.
BITHI4RC	1	30	A RACE OF HOUSEHOLDER (TYPE A NON- INTERVIEW RECORDS ONLY) 0 NIU 1 WHITE 2 BLACK 3 OTHER

RECORD H

NAME	SIZE/ SCALE	BEGIN	DATA TYPE
BITH15RC	2	31	A
			NONINTERVIEW REASON (TYPE B-C NONINTERVIEW RECORDS ONLY)
		00	NIU
		01	VACANT - REGULAR
		02	VACANT - STORAGE FOR HH FURNITURE
		03	TEMPORARILY OCCUP. BY URE
		04	UNFIT OR TO BE DEMOLISHED
		05	UNDER CONSTRUCTION, NOT READY
		06	CONVERTED TO TEMP BUSINESS OR STORAGE
		07	OCCUPIED BY PERSONS IN AF OR UNDER 14
		08	UNOCCUPIED TENT OR TRAILER SITE
		09	PERMIT GRANTED, CONST. NOT STARTED
		10	OTHER
		11	DEMOLISHED
		12	HOUSE OR TRAILER MOVED
		13	OUTSIDE SEGMENT
		14	CONVERTED TO PERM BUSINESS OR STORAGE
		15	MERGED
		16	CONDEMNED
		17	BUILT AFTER APRIL 1,1970
		18	UNUSED LINE ON LISTING SHEET
		19	OTHER
BNIWGT	1	33	A
			WEIGHT CODE FOR NONINTERVIEW RECORDS
		0	NIU
		1	REGULAR TYPE A,B, OR C NONINTERVIEW
		2	SUBSAMPLE TYPE A NONINTERVIEW
		3	SUBSAMPLE TYPE B NONINTERVIEW
		4	SUBSAMPLE TYPE C NONINTERVIEW
NUMHU	1	34	A
			NUMBER HOUSING UNITS IN STRUCTURE
		0	NOT CODED (NC)
		1	1
		2	2
		3	3-4
		4	5-9
		5	10+
FILL1	2	35	A
			FILLER
REGION	1	37	A
			GEOGRAPHIC REGION CODE
		1	NORTHEAST
		2	NORTH CENTRAL
		3	SOUTH
		4	WEST
DIVISION	1	38	A
			GEOGRAPHIC DIVISION CODE
		1	NEW ENGLAND
		2	MIDDLE ATLANTIC
		3	EAST NORTH CENTRAL
		4	WEST NORTH CENTRAL
		5	SOUTH ATLANTIC
		6	EAST SOUTH CENTRAL
		7	WEST SOUTH CENTRAL
		8	MOUNTAIN
		9	PACIFIC

RECORD H

NAME	SIZE/ SCALE	BEGIN	DATA TYPE
MSTSTATE	2	39	A
			GEOGRAPHIC STATE CODE
		11	MAINE
		12	NEW HAMPSHIRE
		13	VERMONT
		14	MASSACHUSETTS
		15	RHODE ISLAND
		16	CONNECTICUT
		21	NEW YORK
		22	NEW JERSEY
		23	PENNSYLVANIA
		31	OHIO
		32	INDIANA
		33	ILLINOIS
		34	MICHIGAN
		35	WISCONSIN
		41	MINNESOTA
		42	IOWA
		43	MISSOURI
		44	NORTH DAKOTA
		45	SOUTH DAKOTA
		46	NEBRASKA
		47	KANSAS
		51	DELAWARE
		52	MARYLAND
		53	DISTRICT OF COLUMBIA
		54	VIRGINIA
		55	WEST VIRGINIA
		56	NORTH CAROLINA
		57	SOUTH CAROLINA
		58	GEORGIA
		59	FLORIDA
		61	KENTUCKY
		62	TENNESSEE
		63	ALABAMA
		64	MISSISSIPPI
		71	ARKANSAS
		72	LOUISIANA
		73	OKLAHOMA
		74	TEXAS
		81	MONTANA
		82	IDAHO
		83	WYOMING
		84	COLORADO
		85	NEW MEXICO
		86	ARIZONA
		87	UTAH
		88	NEVADA
		91	WASHINGTON
		92	OREGON
		93	CALIFORNIA
		94	ALASKA
		95	HAWAII

NAME	SIZE/ SCALE	BEGIN	DATA TYPE
MSTSTRAN	2	41	A
			STATE POPULATION SIZE RANK (1970)
		01	CALIFORNIA
		02	NEW YORK
		03	PENNSYLVANIA
		04	TEXAS
		05	ILLINOIS
		06	OHIO
		07	MICHIGAN
		08	NEW JERSEY
		09	FLORIDA
		10	MASSACHUSETTS
		11	INDIANA
		12	NORTH CAROLINA

RECORD H

NAME	SIZE/ SCALE	BEGIN	DATA TYPE
		13	MISSOURI
		14	VIRGINIA
		15	GEORGIA
		16	WISCONSIN
		17	TENNESSEE
		18	MARYLAND
		19	MINNESOTA
		20	LOUISIANA
		21	ALABAMA
		22	WASHINGTON
		23	KENTUCKY
		24	CONNECTICUT
		25	IOWA
		26	SOUTH CAROLINA
		27	OKLAHOMA
		28	KANSAS
		29	MISSISSIPPI
		30	COLORADO
		31	OREGON
		32	ARKANSAS
		33	ARIZONA
		34	WEST VIRGINIA
		35	NEBRASKA
		36	UTAH
		37	NEW MEXICO
		38	MAINE
		39	RHODE ISLAND
		40	HAWAII
		41	DISTRICT OF COLUMBIA
		42	NEW HAMPSHIRE
		43	IDAHO
		44	MONTANA
		45	SOUTH DAKOTA
		46	NORTH DAKOTA
		47	DELAWARE
		48	NEVADA
		49	VERMONT
		50	WYOMING
		51	ALASKA

SMSA

2

43

A

SMSA RANK BY SIZE (1970)

00	NOT LISTED BELOW
01	NEW YORK, N.Y.
02	LOS ANGELES-LONG BEACH, CALIF.
03	CHICAGO, ILL.
04	PHILADELPHIA, PA.
05	DETROIT, MICH.
06	SAN FRANCISCO-OAKLAND, CALIF.
07	WASHINGTON, D.C.-MD.-VA.
08	BOSTON, MASS.
09	NASSAU-SUFFOLK, N.Y.
10	PITTSBURGH, PA.
11	ST. LOUIS, MO.-ILL.
12	BALTIMORE, MD.
13	CLEVELAND, OHIO
14	HOUSTON, TEXAS
15	NEWARK, N.J.
16	MINNEAPOLIS-ST. PAUL, MINN.
17	DALLAS, TEXAS
18	SEATTLE-EVERETT, WASH.
19	ANAHEIM-SANTA ANA-GARDEN GROVE, CALI
20	MILWAUKEE, WIS.
21	ATLANTA, GA.
22	CINCINNATI, OHIO
23	PATTERSON-CLIFTON-PASSAIC, N.J.
24	SAN DIEGO, CALIF.
25	BUFFALO, N.Y.

RECORD H

NAME	SIZE/ SCALE	BEGIN	DATA TYPE
		26	MIAMI, FLA.
		27	KANSAS CITY, MO.-KAN.
		28	DENVER, COLO.
		29	SAN BERNARDINO-RIVERSIDE-ONTARIO, CA
		30	INDIANAPOLIS, IND.
		31	SAN JOSE, CALIF.
		32	NEW ORLEANS, LA.
		33	TAMPA-ST.PETERSBURG, FLA.
		34	PORTLAND, ORE.-WASH.
		36	COLUMBUS, OHIO
		38	ROCHESTER, N.Y.
		42	SACRAMENTO, CALIF.
		44	FORT WORTH, TEXAS
		45	BIRMINGHAM, ALA.
		46	ALBANY-SCHENECTADY-TROY, N.Y.
		48	NORFOLK-PORTSMOUTH, VA.
		49	AKRON, OHIO
		53	GARY-HAMMOND-EAST CHICAGO, IND.
		57	GREENSBORO-WINSTON-SALEM-HIGH POINT, N.C.
SMSAFIPS	4	45	A
			FIPS SMSA CODE
		0000	NOT IDENTIFIABLE
		5600	NEW YORK, N.Y.
		4480	LCS ANGELES-LONG BEACH, CALIF.
		1600	CHICAGO, ILL.
		6160	PHILADELPHIA, PA.
		2160	DETROIT, MICH.
		7360	SAN FRANCISCO-OAKLAND, CALIF.
		8840	WASHINGTON, D.C.-MD.-VA.
		1120	BOSTON, MASS.
		5380	NASSAU-SUFFOLK, N.Y.
		6280	PITTSBURGH, PA.
		7040	ST. LOUIS, MO.-ILL.
		0720	BALTIMORE, MD.
		1680	CLEVELAND, OHIO
		3360	HOUSTON, TEXAS
		5640	NEWARK, N.J.
		5120	MINNEAPOLIS-ST. PAUL, MINN.
		1920	DALLAS, TEXAS
		7600	SEATTLE-EVERETT, WASH.
		0360	ANAHEIM-SANTA ANA-GARDEN GROVE, CA
		5080	MILWAUKEE, WIS.
		0520	ATLANTA, GA.
		1640	CINCINNATI, OHIO
		6040	PATTERSON-CLIFTON-PASSAIC, N.J.
		7320	SAN DIEGO, CALIF.
		1280	BUFFALO, N.Y.
		5000	MIAMI, FLA.
		3760	KANSAS CITY, MO.-KAN.
		2080	DENVER, COLO.
		7280	SAN BERNARDINO-RIVERSIDE-ONTARIO,
		3480	INDIANAPOLIS, IND.
		7400	SAN JOSE, CALIF.
		5560	NEW ORLEANS, LA.
		8280	TAMPA-ST.PETERSBURG, FLA.
		6440	PORTLAND, ORE.-WASH.
		1840	COLUMBUS, OHIO
		6840	ROCHESTER, N.Y.
		6920	SACRAMENTO, CALIF.
		2800	FORT WORTH, TEXAS
		1000	BIRMINGHAM, ALA.
		0160	ALBANY-SCHENECTADY-TROY, N.Y.
		5720	NORFOLK-PORTSMOUTH, VA.
		0080	AKRON, OHIO

RECORD H

NAME	SIZE SCALE	BEGIN	DATA TYPE
		2960 3120	GARY-HAMMOND-EAST CHICAGO, IND. GREENSBORO-WINSTON-SALEM-HIGH POINT, N.C.
MSTSMSAR	1	49	A MODIFIED SMSA STATUS CODE NOTE: SELECTED SMSA'S ARE SUPPRESSED BECAUSE OF CONFIDENTIALLY REQUIREMENTS. IN SUCH CASES, THE RECORD IS ASSIGNED THE CODE FOR "NOT IDENTIFIABLE." 1 SMSA 2 NON SMSA 3 NOT IDENTIFIABLE
CCCSMSA	1	50	A CENTRAL CITY STATUS CODE 1 CENTRAL CITY 2 BALANCE OF SMSA 3 NON SMSA 4 NOT IDENTIFIABLE
SMSASIZR	1	51	A SMSA SIZE RECODE 0 NIU 1 3,000,000 OR MORE 2 1,000,000 - 2,999,999
FILL2	4	52	A FILLER
LANDUSAG	1	56	A FARM NON-FARM RECODE 1 NONFARM 2 FARM 10 OR MORE ACRES 3 FARM LESS THAN 10 ACRES
AIITEM9	1	57	A ALLOCATION FLAG FOR HH NUMBER 0 NOT ALLOCATED 1 ALLOCATED
ITEM4	2	58	A TYPE OF LIVING QUARTERS 01 HOUSE, APARTMENT 02 IN NONTRANSIENT HOTEL, ETC 03 HU PERMANENT, IN TRANSIENT HOTEL, ETC 04 HU IN ROOMING HOUSE 05 MOBILE HOME OR TRAILER 06 HU NOT SPECIFIED ABOVE 07 QUARTERS NOT HU (GROUP QUARTERS) 08 UNIT NOT PERMANENT (GROUP QUARTERS) 09 TENT/TRAILER SITE (GROUP QUARTERS) 10 OTHER NOT HU (GROUP QUARTERS)
TENURE	1	60	A TENURE OF HOUSEHOLD 1 OWNED OR BEING BOUGHT 2 RENTED 3 NO CASH RENT

RECORD H

NAME	SIZE/ SCALE	BEGIN	DATA TYPE
PUBLIC	1	61	A PUBLIC HOUSING PROJECT 0 NIU 1 YES 2 NO
LOWERREN	1	62	A RENT SUBSIDY 0 NIU 1 YES 2 NO
TENALLO	1	63	A TENURE ALLOCATED 0 NOT ALLOCATED 1 ALLOCATED ONE OR MORE ITEMS (TENURE, PUBLIC, AND/OR LOWERREN)
FILL3	5	64	A FILLER
HHSTATUS	1	69	A HOUSEHOLD STATUS 0 NIU (GROUP QUARTERS) 1 FAMILY 2 NONFAMILY HOUSEHOLDER LIVING ALONE 3 NONFAMILY HOUSEHOLDER LIVING WITH NONRELATIVES
HHUND18	2	70	N NUMBER OF PERSONS IN HOUSEHOLD UNDER AGE 18 00 NONE 01-39 = NUMBER OF PERSONS UNDER 18
HHINCTOT	9	72	N TOTAL HOUSEHOLD INCOME 000000000 = NO INCOME NEGATIVE AMT = INCOME LOSS POSITIVE AMT = INCOME
HHRECREL	1	81	A RELATIONSHIP TO HOUSEHOLDER RECODE 0 NIU (GROUP QUARTERS) 1 ALL MEMBERS RELATED TO HOUSEHOLDER 2 NO MEMBERS RELATED TO HOUSEHOLDER 3 SOME MEMBERS RELATED TO HOUSEHOLDER
HHNUMRL	1	82	A NUMBER OF PERSONS IN HOUSEHOLD NOT RELATED TO HOUSEHOLDER 0 NONE/ NIU (GROUP QUARTERS) 1 1 PERSON 2 2 PERSONS 3 3 PERSONS 4 4 OR MORE PERSONS
HHNUMCPL	1	83	A NUMBER OF MARRIED COUPLES IN HOUSEHOLD EXCLUDING HOUSEHOLDER AND SPOUSE

RECORD H

NAME	SIZE/ SCALE	BEGIN	DATA TYPE
		0	NONE
		1	1 COUPLE
		2	2+ COUPLES
HHTOP5PC	1	84	A
			HOUSEHOLD INCOME PERCENT CUT 1
			NATIONAL HOUSEHOLD INCOME RANKING
		0	NIU (GROUP QUARTERS)
		1	NOT IN TOP 5 PCT
		2	IN TOP 5 PCT
HHPCTCUT	2	85	A
			HOUSEHOLD INCOME PERCENT CUT 2
			NATIONAL HOUSEHOLD INCOME RANKING
		00	NIU (GROUP QUARTERS)
		01	LOWEST 5 PER CENT
		02	SECOND 5 PER CENT
		03	THIRD 5 PER CENT
		04	FOURTH 5 PER CENT
		05	FIFTH 5 PER CENT
		06	SIXTH 5 PER CENT
		07	SEVENTH 5 PER CENT
		08	EIGHTH 5 PER CENT
		09	NINETH 5 PER CENT
		10	TENTH 5 PER CENT
		11	ELEVENTH 5 PER CENT
		12	TWELVETH 5 PER CENT
		13	THIRTEENTH 5 PER CENT
		14	FOURTEENTH 5 PER CENT
		15	FIFTEENTH 5 PER CENT
		16	SIXTEENTH 5 PER CENT
		17	SEVENTEENTH 5 PER CENT
		18	EIGHTEENTH 5 PER CENT
		19	NINETEENTH 5 PER CENT
		20	TOP 5 PER CENT
HHINCMRE	2	87	A
			HOUSEHOLD INCOME RECODE
		01	NONE
		02	LOSS
		03	\$1 TO \$2,499
		04	\$2,500 TO \$4,999
		05	\$5,000 TO \$7,499
		06	\$7,500 TO \$9,999
		07	\$10,000 TO \$12,499
		08	\$12,500 TO \$14,999
		09	\$15,000 TO \$17,499
		10	\$17,500 TO \$19,999
		11	\$20,000 TO \$22,499
		12	\$22,500 TO \$24,999
		13	\$25,000 TO \$27,499
		14	\$27,500 TO \$29,999
		15	\$30,000 TO \$32,499
		16	\$32,500 TO \$34,999
		17	\$35,000 TO \$37,499
		18	\$37,500 TO \$39,999
		19	\$40,000 TO \$44,999
		20	\$45,000 TO \$49,999
		21	\$50,000 TO \$59,999
		22	\$60,000 TO \$74,999
		23	\$75,000 AND OVER
FILL4	14	89	A
			FILLER

RECORD H

NAME	SIZE/ SCALE	BEGIN	DATA TYPE
HMEMB518	1	103	A
			NUMBER OF HOUSEHOLD MEMBERS 5-18 NEVER MARRIED OTHER THAN HOUSEHOLDER
		0	ZERO MEMBERS NEVER MARRIED
		1	1 MEMBER NEVER MARRIED
		2	2 MEMBERS NEVER MARRIED
		3	3 MEMBERS NEVER MARRIED
		4	4 MEMBERS NEVER MARRIED
		5	5 MEMBERS NEVER MARRIED
		6	6 MEMBERS NEVER MARRIED
		7	7 MEMBERS NEVER MARRIED
		8	8 MEMBERS NEVER MARRIED
		9	9 OR MORE MEMBERS NEVER MARRIED
HHOTLUN	1	104	A
			COMPLETE HOT LUNCH EATEN AT SCHOOL
		0	NIU
		1	CHILDREN EAT COMPLETE LUNCH AT SCHOOL
		2	NO CHILDREN EAT COMPLETE LUNCH AT SCHOOL
HNUMHOT	1	105	N
			NUMBER OF CHILDREN WHO EAT COMPLETE LUNCH AT SCHOOL
		0	NIU
			1-9 = NUMBER OF CHILDREN EAT COMPLETE LUNCH AT SCHOOL
HFREEELUN	1	106	A
			FREE OR REDUCED PRICE LUNCH
		0	NIU
		1	CHILDREN RECEIVE FREE OR REDUCED PRICE LUNCH
		2	NO CHILDREN RECEIVE FREE OR REDUCED PRICE LUNCH
HNUMFREE	1	107	N
			NUMBER OF CHILDREN WHO RECEIVE FREE OR REDUCED PRICE LUNCH
		0	NIU
			1-9 NUMBER OF CHILDREN RECEIVED FREE OR REDUCED PRICE LUNCH
HFOODSP	1	108	A
			HOUSEHOLD RECEIVED FOOD STAMPS
		1	YES
		2	NO
HNUMFS	1	109	A
			NUMBER OF PERSONS IN HOUSEHOLD COVERED BY FOOD STAMPS
		0	NIU
		1	1 PERSON
		2	2 PERSONS
		3	3 PERSONS
		4	4 PERSONS
		5	5 PERSONS
		6	6 PERSONS
		7	7 PERSONS
		8	8 PERSONS
		9	9 OR MORE PERSONS

RECORD H

NAME	SIZE/ SCALE	BEGIN	DATA TYPE	
HNUMMO	2	110	N	NUMBER OF MONTHS FOOD STAMPS RECEIVED 00 NIU 01-12 = NUMBER MONTHS FOOD STAMPS RECEIVED
HVALUEFS	4	112	N	TOTAL VALUE OF FOOD STAMPS RECEIVED VALUE RANGE IS FROM 0001 TO 5999 0000 NIU
HFSALFLG	1	116	A	ALLOCATION FLAG--FOOD STAMPS 0 NO ALLOCATION 1 INCOME AMOUNT ALLOCATED 2 RECIPIENCY TYPE ALLOCATED 3 INCOME AND RECIPIENCY TYPE ALLOCATED
HENRGYAS	1	117	A	HOUSEHOLD RECEIVED ENERGY ASSISTANCE 0 NIU 1 YES 2 NO
HENRGYHE	1	118	A	HOUSEHOLD WITHOUT HEAT UNABLE TO PAY HEATING FUEL BILL 0 NIU 1 YES 2 NO
FILLS	2	119	A	FILLER
HENRGYVA	4	121	N	VALUE OF ENERGY ASSISTANCE RECEIVED 0000 NIU 1999 1999 OR MORE RECEIVED
HENRGYFL	1	125	A	TYPE OF FUEL 0 NIU 1 GAS FROM UNDERGROUND PIPES 2 GAS--BOTTLED, TANK, OR LP 3 ELECTRICITY 4 FUEL OIL, KEROSENE, ETC. 5 COAL OR COKE 6 WOOD 7 OTHER 8 NO FUEL USED
PHONEHH	1	126	A	PHONE IN HOUSEHOLD 0 NIU/NC 1 YES 2 NO
PHONEAVL	1	127	A	PHONE AVAILABLE

RECORD H

NAME	SIZE/ SCALE	BEGIN	DATA TYPE
		0	NIU/NC
		1	YES
		2	NO
HFLAGAST	1	128	A
		0	ALLOCATION FLAG--ENERGY ASSISTANCE
		1	FIELD NOT ALLOCATED
		1	FIELD ALLOCATED
HFLAGHE	1	129	A
		0	ALLOCATION FLAG--HOUSEHOLD WITHOUT HEAT
		1	UNABLE TO PAY HEATING FUEL BILL
		0	FIELD NOT ALLOCATED
		1	FIELD ALLOCATED
FILL6	2	130	A
			FILLER
HFLAGVAL	1	132	A
		0	ALLOCATION FLAG--VALUE OF ENERGY
		1	ASSISTANCE RECEIVED
		0	FIELD NOT ALLOCATED
		1	FIELD ALLOCATED
HFLAGFL	1	133	A
		0	ALLOCATION FLAG--TYPE OF FUEL
		1	FIELD NOT ALLOCATED
		1	FIELD ALLOCATED
FILL7	62	134	A
			FILLER
HHSUPWGT	11/-2	196	N
			HOUSEHOLD WEIGHT
			(TWO IMPLIED DECIMALS)
FILL8	124	207	A
			FILLER
HHRECTYP	1	331	A
		1	HOUSEHOLD RECORD TYPE
			HOUSEHOLD RECORD
FILL9	59	332	A
			FILLER

RECORD F

NAME	SIZE/ SCALE	BEGIN	DATA TYPE	
FFSEQNUM	6	1	A	UNIQUE HOUSEHOLD IDENTIFIER
FFPOS	2	7	A	FAMILY SEQUENCE NUMBER WITHIN HOUSEHOLD
FKIND	1	9	A	KIND OF FAMILY
		1		FAMILY
		2		RELATED SUBFAMILY
		3		UNRELATED SUBFAMILY
		4		NONFAMILY HOUSEHOLDER
		5		UNRELATED INDIVIDUALS
FTYPE	1	10	A	TYPE OF FAMILY
		1		MARRIED COUPLE FAMILY
		2		OTHER FAMILY, MALE HOUSEHOLDER
		3		OTHER FAMILY, FEMALE HOUSEHOLDER
FPERSONS	2	11	N	NUMBER OF PERSONS IN FAMILY
FHOUHIND	2	13	A	INDEX IN PERSONS RECORD OF FAMILY HOUSEHOLDER OR REFERENCE PERSON SEE PPOS IN PERSON RECORD (POSITION P7)
FSPOUSIN	2	15	A	INDEX IN PERSONS RECORD OF FAMILY SPOUSE 00 = NO SPOUSE 01 = ILLEGAL CODE 02-39 = INDEX OF SPOUSE SEE PPOS IN PERSON RECORD (POSITION P7)
FLASTIND	2	17	A	INDEX IN PERSONS RECORD OF LAST MEMBER ALL PERSONS FROM FHOUHIND THRU FLASTIND ARE MEMBERS OF THIS FAMILY SEE PPOS IN PERSON RECORD (POSITION P7)
FSPANHEA	1	19	A	HOUSEHOLDER OF SPANISH ORIGIN
		1		YES
		2		NO
FINCHS	8	20	N	FAMILY INCOME - WAGES AND SALARIES DOLLAR AMOUNT
FINCSE	7	28	N	FAMILY INCOME - SELF EMPLOYMENT INCOME 0000000 = NONE NEGATIVE DOLLAR AMT = INCOME LOSS POSITIVE DOLLAR AMT = INCOME

RECORD F

NAME	SIZE/ SCALE	BEGIN	DATA TYPE
FINCFR	7	35	N FAMILY INCOME - FARM INCOME 0000000 = NONE NEGATIVE DOLLAR AMT = INCOME LOSS POSITIVE DOLLAR AMT = INCOME
FINCUS	8	42	N FAMILY INCOME - MONEY RECEIVED FROM U.S. GOV'T. INCLUDES SOCIAL SECURITY AND RAILROAD RETIREMENT DOLLAR AMOUNT
FINCSP	8	50	N FAMILY INCOME - SUPPLEMENTAL SECURITY INCLUDES MONEY RECEIVED FROM U.S., STATE, AND LOCAL GOV'T DOLLAR AMOUNT
FINCPA	8	58	N FAMILY INCOME - PUBLIC ASSISTANCE AND WELFARE INCLUDES AID TO FAMILIES WITH DEPENDANT CHILDREN AND OTHER ASSISTANCE DOLLAR AMOUNT
FINCINT	8	66	N FAMILY INCOME - INTEREST DOLLAR AMOUNT
FINCDIV	7	74	N FAMILY INCOME - DIVIDENDS, ETC. DOLLAR AMOUNT INCLUDES DIVIDENDS, NET RENTAL INCOME OR ROYALTIES, ESTATES OR TRUSTS 0000000 = NONE NEGATIVE DOLLAR AMT = INCOME LOSS POSITIVE DOLLAR AMT = INCOME
FINCVP	8	81	N FAMILY INCOME - VETERANS PAYMENTS ETC. INCLUDES VETERANS PAYMENTS, UNEMPLOYMENT COMPENSATION, AND WORKMENS COMPENSATION DOLLAR AMOUNT
FINCRET	8	89	N FAMILY INCOME - RETIREMENT INCLUDES PRIVATE PENSIONS AND ANNUITIES, MILITARY RETIREMENT, FEDERAL GOV'T EMPLOYEE PENSIONS, AND STATE OR LOCAL GOV'T PENSIONS DOLLAR AMOUNT
FINCCS	8	97	N FAMILY INCOME - CHILD SUPPORT, ETC. INCLUDES ALIMONY AND CHILD SUPPORT, OTHER REGULAR CONTRIBUTIONS FROM PERSONS NOT IN HOUSEHOLD, AND ANYTHING ELSE DOLLAR AMOUNT

RECORD F

NAME	SIZE/ SCALE	BEGIN	DATA TYPE
FINCTOT	9	105	N TOTAL FAMILY INCOME 00000000 = NONE NEGATIVE DOLLAR AMT = INCOME LOSS POSITIVE DOLLAR AMT = INCOME
FINCEARN	9	114	N TOTAL FAMILY EARNINGS 00000000 = NONE NEGATIVE DOLLAR AMT = INCOME LOSS POSITIVE DOLLAR AMT = INCOME
FINCOTH	9	123	N TOTAL OTHER FAMILY INCOME 00000000 = NONE NEGATIVE DOLLAR AMT = INCOME LOSS POSITIVE DOLLAR AMT = INCOME
FLFINCWS	1	132	A TOP-CODED FLAG-WS THE VARIOUS INCOME FIELDS HAVE BEEN TOP CODED TO PREVENT DISCLOSURE 0 NOT TOP CODED 1 TOP CODED
FLFINCSE	1	133	A TOP-CODED FLAG-SE 0 NOT TOP CODED 1 TOP CODED
FLFINCFR	1	134	A TOP-CODED FLAG-FR 0 NOT TOP CODED 1 TOP CODED
FLFINCUS	1	135	A TOP-CODED FLAG-US 0 NOT TOP CODED 1 TOP CODED
FLFINCSP	1	136	A TOP-CODED FLAG-SP 0 NOT TOP CODED 1 TOP CODED
FLFINCPA	1	137	A TOP-CODED FLAG-PA 0 NOT TOP CODED 1 TOP CODED
FLFINCIN	1	138	A TOP-CODED FLAG-IN 0 NOT TOP CODED 1 TOP CODED
FLFINCDI	1	139	A TOP-CODED FLAG-DI 0 NOT TOP CODED 1 TOP CODED

RECORD F

NAME	SIZE/ SCALE	BEGIN	DATA TYPE
FLFINCVP	1	140	A
		0	TOP-CODED FLAG-VP
		1	NOT TOP CODED
			TOP CODED
FLFINCRE	1	141	A
		0	TOP-CODED FLAG-RE
		1	NOT TOP CODED
			TOP CODED
FLFINCCS	1	142	A
		0	TOP-CODED FLAG-CS
		1	NOT TOP CODED
			TOP CODED
FLFINCTO	1	143	A
		0	TOP-CODED FLAG-TO
		1	NOT TOP CODED
			TOP CODED
FLFINCEA	1	144	A
		0	TOP-CODED FLAG-EA
		1	NOT TOP CODED
			TOP CODED
FLFINCOT	1	145	A
		0	TOP-CODED FLAG-OT
		1	NOT TOP CODED
			TOP CODED
FRECODE1	1	146	A
			DESCRIPTION OF FAMILY
		1	FAMILY CONTAINING NO RELATED SUBFAMILIES
		2	FAMILY WITH 1 OR MORE RELATED SUBFAMILIES
		3	UNRELATED SUBFAMILY
		4	RELATED SUBFAMILY
		5	NONFAMILY HOUSEHOLDER
		6	UNRELATED INDIVIDUAL 15+, IN A HH
		7	UNRELATED INDIVIDUAL 15+, IN GRP. QTR
		8	UNRELATED INDIVIDUAL, UNDER 15, IN HH
		9	UNRELATED INDIVIDUAL, UNDER 15, IN GR
FRECOD98	1	147	A
			PRESENCE OF RELATED CHILDREN BY AGE
		0	NIU (PRIMARY AND UNRELATED INDIVIDUALS)
		1	SOME UNDER 3
		2	ALL 3 TO 5
		3	ALL 6 TO 17
		4	NONE UNDER 18
FRECODE5	1	148	A
			FAMILY MEMBERS 18 TO 64 YEARS OF AGE
		0	NONE
		1	1 MEMBER
		2	2 MEMBERS
		3	3 MEMBERS
		4	4 MEMBERS

RECORD F

NAME	SIZE/ SCALE	BEGIN	DATA TYPE
		5	5 MEMBERS
		6	6 MEMBERS
		7	7 OR MORE MEMBERS
FRECODE6	1	149	A
			FAMILY MEMBERS 65 YEARS AND OVER
		0	NONE
		1	1 MEMBER
		2	2 MEMBERS
		3	3 MEMBERS
		4	4 MEMBERS
		5	5 OR MORE MEMBERS
FRECODE7	1	150	A
			OWN NEVER MARRIED CHILDREN UNDER 18
		0	NO OWN CHILDREN UNDER 18
		1	1 OR MORE, ALL UNDER 6
		2	1 OR MORE, SOME UNDER 6, SOME 6-17
		3	1 OR MORE, ALL 6-17
FREC8	1	151	A
			OWN CHILDREN, ANY AGE, ANY
			MARITAL STATUS
		0	NONE
		1	1 CHILD
		2	2 CHILDREN
		3	3 CHILDREN
		4	4 CHILDREN
		5	5 CHILDREN
		6	6 CHILDREN
		7	7 CHILDREN
		8	8 CHILDREN
		9	9 OR MORE CHILDREN
FREC9	1	152	A
			OWN CHILDREN UNDER 25, ANY
			MARITAL STATUS
		0	NONE
		1	1 CHILD
		2	2 CHILDREN
		3	3 CHILDREN
		4	4 CHILDREN
		5	5 CHILDREN
		6	6 CHILDREN
		7	7 CHILDREN
		8	8 CHILDREN
		9	9 OR MORE CHILDREN
FREC10	1	153	A
			OWN NEVER MARRIED CHILDREN UNDER 18
		0	NONE
		1	1 CHILD
		2	2 CHILDREN
		3	3 CHILDREN
		4	4 CHILDREN
		5	5 CHILDREN
		6	6 CHILDREN
		7	7 CHILDREN
		8	8 CHILDREN
		9	9 OR MORE CHILDREN
FREC11	1	154	A
			OWN NEVER MARRIED CHILDREN UNDER 15

RECORD F

NAME	SIZE/ SCALE	BEGIN	DATA TYPE
		0	NONE
		1	1 CHILD
		2	2 CHILDREN
		3	3 CHILDREN
		4	4 CHILDREN
		5	5 CHILDREN
		6	6 CHILDREN
		7	7 CHILDREN
		8	8 CHILDREN
		9	9 OR MORE CHILDREN
FREC12	1	155	A
			OWN CHILDREN UNDER 12
		0	NONE
		1	1 CHILD
		2	2 CHILDREN
		3	3 CHILDREN
		4	4 CHILDREN
		5	5 CHILDREN
		6	6 CHILDREN
		7	7 CHILDREN
		8	8 OR MORE CHILDREN
FREC13	1	156	A
			OWN CHILDREN UNDER 9
		0	NONE
		1	1 CHILD
		2	2 CHILDREN
		3	3 CHILDREN
		4	4 CHILDREN
		5	5 CHILDREN
		6	6 OR MORE CHILDREN
FREC14	1	157	A
			OWN CHILDREN UNDER 6
		0	NONE
		1	1 CHILD
		2	2 CHILDREN
		3	3 CHILDREN
		4	4 CHILDREN
		5	5 CHILDREN
		6	6 OR MORE CHILDREN
FREC15	1	158	A
			OWN CHILDREN UNDER 5
		0	NONE
		1	1 CHILD
		2	2 CHILDREN
		3	3 CHILDREN
		4	4 CHILDREN
		5	5 CHILDREN
		6	6 OR MORE CHILDREN
FREC16	1	159	A
			OWN CHILDREN UNDER 3
		0	NONE
		1	1 CHILD
		2	2 CHILDREN
		3	3 CHILDREN
		4	4 CHILDREN
		5	5 OR MORE CHILDREN

RECORD F

NAME	SIZE/ SCALE	BEGIN	DATA TYPE
FREC17	1	160	A
			OWN CHILDREN UNDER 1
		0	NONE
		1	1 CHILD
		2	2 CHILDREN
		3	3 OR MORE CHILDREN
FREC19	2	161	A
			AGE OF YOUNGEST OWN CHILD, ANY MARITAL STATUS
		00	NIU
		01	LESS THAN 1 YEAR
		02	1 YEAR
		03	2 YEARS
		04	3 YEARS
		05	4 YEARS
		06	5 YEARS
		07	6 YEARS
		08	7 YEARS
		09	8 YEARS
		10	9 YEARS
		11	10 YEARS
		12	11 YEARS
		13	12 YEARS
		14	13 YEARS
		15	14 YEARS
		16	15 YEARS
		17	16 YEARS
		18	17 YEARS
		19	18 YEARS
		20	19 YEARS
		21	20 YEARS
		22	21 YEARS
		23	22 YEARS
		24	23 YEARS
		25	24 YEARS
		26	25 YEARS AND OVER
FREC21	2	163	A
			AGE OF OLDEST OWN CHILD, ANY MARITAL STATUS
		00	NIU
		01	LESS THAN 1 YEAR
		02	1 YEAR
		03	2 YEARS
		04	3 YEARS
		05	4 YEARS
		06	5 YEARS
		07	6 YEARS
		08	7 YEARS
		09	8 YEARS
		10	9 YEARS
		11	10 YEARS
		12	11 YEARS
		13	12 YEARS
		14	13 YEARS
		15	14 YEARS
		16	15 YEARS
		17	16 YEARS
		18	17 YEARS
		19	18 YEARS
		20	19 YEARS
		21	20 YEARS
		22	21 YEARS
		23	22 YEARS

RECORD F

NAME	SIZE/ SCALE	BEGIN	DATA TYPE
		24	23 YEARS
		25	24 YEARS
		26	25 YEARS AND OVER
FUNDR18	1	165	A
			PERSONS IN FAMILY UNDER 18
		0	NONE, NIU
		1	1 PERSON
		2	2 PERSONS
		3	3 PERSONS
		4	4 PERSONS
		5	5 PERSONS
		6	6 PERSONS
		7	7 PERSONS
		8	8 PERSONS
		9	9 OR MORE PERSONS
REC5T017	1	166	A
			NUMBER OF CHILDREN IN FAMILY 5 TO 17
		0	NONE, NIU
		1	1 CHILD
		2	2 CHILDREN
		3	3 CHILDREN
		4	4 CHILDREN
		5	5 CHILDREN
		6	6 OR MORE CHILDREN
FREC25	1	167	A
			NUMBER OF FAMILY MEMBERS IN LABOR FORCE
		0	NONE
		1	1 FAMILY MEMBER
		2	2 FAMILY MEMBERS
		3	3 OR MORE FAMILY MEMBERS
FREC26	1	168	A
			SEX AND MARITAL STATUS OF FAMILY HOUSE- HOLDER AND LABOR FORCE STATUS OF SPOUSE
		1	HOUSEHOLDER OR REFERENCE PERSON, MARRIED SPOUSE PRESENT, SPOUSE IN THE LABOR FORCE
		2	HOUSEHOLDER OR REFERENCE PERSON, MARRIED SPOUSE PRESENT, SPOUSE NOT IN LABOR FORCE
		3	MALE HOUSEHOLDER OR REFERENCE PERSON, NO SPOUSE PRESENT
		4	FEMALE HOUSEHOLDER OR REFERENCE PERSON, NO SPOUSE PRESENT
FREC27	1	169	A
			NUMBER OF EARNERS IN FAMILY
		0	NONE
		1	1 EARNER
		2	2 EARNERS
		3	3 EARNERS
		4	4 EARNERS
		5	5 OR MORE EARNERS
FREC31A	1	170	A
			TYPE A OTHER INCOME RECIPIENCY
		1	NONE
		2	SOCIAL SECURITY ONLY
		3	RAILROAD RETIREMENT ONLY
		4	BOTH

RECORD F

NAME	SIZE/ SCALE	BEGIN	DATA TYPE
FREC31B	1	171	A
		1	TYPE B OTHER INCOME RECIPIENCY
		2	NONE
			SUPPLEMENTAL SECURITY INCOME
FREC31C	1	172	A
		1	TYPE C OTHER INCOME RECIPIENCY
		2	NONE
		3	AID TO DEP. CHILDREN
		4	OTHER AID
			BOTH
FREC31D	1	173	A
		1	TYPE D OTHER INCOME RECIPIENCY
		2	NONE
			INTEREST
FREC31E	1	174	A
		1	TYPE E OTHER INCOME RECIPIENCY
		2	NONE
		3	DIVIDENDS ONLY
		4	RENTAL ONLY
		5	ESTATES ONLY
		6	DIVIDENDS AND RENTAL
		7	DIVIDENDS AND ESTATES
		8	RENTAL AND ESTATES
			DIVIDENDS, RENTAL AND ESTATES
FREC31F	1	175	A
		1	TYPE F OTHER INCOME RECIPIENCY
		2	NONE
		3	VETERAN PAYMENTS ONLY
		4	UNEMPLOYMENT COMP. ONLY
		5	WORKMENS COMP. ONLY
		6	VETERANS AND UNEMP COMP
		7	VETERANS AND WORKMENS COMP
		8	UNEMP AND WORKMENS COMP
			VETERANS, UNEMP AND WORKMENS COMP
FREC31G	1	176	A
		1	TYPE G OTHER INCOME RECIPIENCY
		2	NONE
		3	PRIVATE PENSIONS ONLY
		4	MILITARY RETIREMENT ONLY
		5	FEDERAL GOV'T ONLY
		6	STATE OR LOCAL GOV'T ONLY
			ALL COMBINATIONS OF ABOVE
FREC31H	1	177	A
		1	TYPE H OTHER INCOME RECIPIENCY
		2	NONE
		3	ALIMONY OR CHILD SUPPORT ONLY
		4	OTHER CONTRIBUTIONS ONLY
		5	ANYTHING ELSE
		6	ALIMONY AND OTHER
		7	ALIMONY AND ANYTHING ELSE
		8	OTHER AND ANYTHING ELSE
			ALIMONY, OTHER ANYTHING ELSE
FTOP5PCT	1	178	A
			FAMILY INCOME PERCENT CUT 1
			NATIONAL FAMILY INCOME RANKING

RECORD F

NAME	SIZE/ SCALE	BEGIN	DATA TYPE
		0	NIU (PRIMARY & UNRELATED INDIVIDUAL)
		1	NOT IN TOP 5 PCT
		2	IN TOP 5 PCT
FPGTCUT	2	179	A
			FAMILY INCOME PERCENT CUT 2
			NATIONAL FAMILY INCOME RANKING
		00	NIU (PRIMARY & UNRELATED INDIVIDUAL)
		01	LOWEST 5 PER CENT
		02	SECOND 5 PER CENT
		03	THIRD 5 PER CENT
		04	FOURTH 5 PER CENT
		05	FIFTH 5 PER CENT
		06	SIXTH 5 PER CENT
		07	SEVENTH 5 PER CENT
		08	EIGHTH 5 PER CENT
		09	NINETH 5 PER CENT
		10	TENTH 5 PER CENT
		11	ELEVENTH 5 PER CENT
		12	TWELVETH 5 PER CENT
		13	THIRTEENTH 5 PER CENT
		14	FOURTEENTH 5 PER CENT
		15	FIFTEENTH 5 PER CENT
		16	SIXTEENTH 5 PER CENT
		17	SEVENTEENTH 5 PER CENT
		18	EIGHTEENTH 5 PER CENT
		19	NINETEENTH 5 PER CENT
		20	TOP 5 PER CENT
FLOWINC	6	181	N
			LOW INCOME (POVERTY) CUTOFF
			DOLLAR AMOUNT
FILL10	2	187	A
			FILLER
RFAMLIS	1	189	A
			FAMILY INCOME TO POVERTY LEVEL
		1	BELOW POVERTY LEVEL
		2	100 - 124 PCT. OF THE POVERTY LEVEL
		3	125 - 149 PCT. OF THE POVERTY LEVEL
		4	150 AND ABOVE THE POVERTY LEVEL
RPOVLL	2	190	A
			RATIO OF FAMILY INCOME TO POVERTY LEVEL
		01	UNDER .50
		02	.50 TO .74
		03	.75 TO .99
		04	1.00 TO 1.24
		05	1.25 TO 1.49
		06	1.50 TO 1.74
		07	1.75 TO 1.99
		08	2.00 TO 2.49
		09	2.50 TO 2.99
		10	3.00 TO 3.49
		11	3.50 TO 3.99
		12	4.00 TO 4.49
		13	4.50 TO 4.99
		14	5.00 AND OVER
RFINCM2	2	192	A
			FAMILY INCOME RECODE

RECORD F

NAME	SIZE/ SCALE	BEGIN	DATA TYPE
		01	NONE
		02	LOSS
		03	\$1 TO \$999
		04	\$1,000 TO \$1,999
		05	\$2,000 TO \$2,499
		06	\$2,500 TO \$2,999
		07	\$3,000 TO \$3,499
		08	\$3,500 TO \$3,999
		09	\$4,000 TO \$4,999
		10	\$5,000 TO \$5,999
		11	\$6,000 TO \$6,999
		12	\$7,000 TO \$7,499
		13	\$7,500 TO \$7,999
		14	\$8,000 TO \$8,499
		15	\$8,500 TO \$8,999
		16	\$9,000 TO \$9,999
		17	\$10,000 TO \$12,499
		18	\$12,500 TO \$14,999
		19	\$15,000 TO \$17,499
		20	\$17,500 TO \$19,999
		21	\$20,000 TO \$24,999
		22	\$25,000 TO \$29,999
		23	\$30,000 TO \$34,999
		24	\$35,000 TO \$39,999
		25	\$40,000 TO \$49,999
		26	\$50,000 TO \$59,999
		27	\$60,000 TO \$74,999
		28	\$75,000 AND OVER
RFSINC2	2	194	A
			SOURCE OF INCOME
			NOTE: "EARNINGS" INCLUDES WAGE AND SALARY AND SELF-EMPLOYMENT INCOME.
		01	WAGE OR SALARY
		02	SELF-EMPLOYMENT
		03	WAGE OR SALARY AND SELF-EMPLOYMENT
		04	EARNINGS AND SOCIAL SECURITY INCOME
		05	EARNINGS AND PUB ASSISTANCE INCOME
		06	EARNINGS AND SUPPLEMENTAL SECURITY
		07	EARNINGS AND OTHER INCOME ONLY
		08	OTHER COMBINATIONS
		09	SOCIAL SECURITY INCOME ONLY
		10	PUBLIC ASSISTANCE INCOME ONLY
		11	SUPPLEMENTAL SECURITY INCOME ONLY
		12	OTHER INCOME ONLY
		13	SOCIAL SECURITY AND SUPPLEMENTAL ONLY
		14	PUB ASSIST. AND SSI ONLY
		15	ASSISTANCE INCOME ONLY
		16	OTHER COMBINATIONS
		17	NO INCOME
FSUPWGT	11/-2	196	N
			FAMILY WEIGHT (TWO IMPLIED DECIMALS)
FWIFEINX	2	207	A
			INDEX IN PERSON RECORD OF FAMILY WIFE
		0	NO WIFE
			1-39 LINE NUMBER FOR WIFE SEE PPOS IN PERSON RECORD (POSITION P7)

RECORD F

NAME	SIZE/ SCALE	BEGIN	DATA TYPE
FHUSBINX	2	209	A
			INDEX IN PERSON RECORD OF FAMILY HUSBAND
		0	NO HUSBAND 1-39 LINE NUMBER FOR HUSBAND SEE PPOS IN PERSON RECORD (POSITION P7)
FILL11	120	211	A
			FILLER
FFRECTYP	1	331	A
		2	FAMILY RECORD TYPE FAMILY RECORD
FILL12	59	332	A
			FILLER

RECORD P

NAME	SIZE/ SCALE	BEGIN	DATA TYPE
PPSEQNUM	6	1	A UNIQUE HOUSEHOLD IDENTIFIER
PPOS	2	7	A PERSONS SEQUENCE NUMBER WITHIN HOUSEHOLD
BPPIND	1	9	A PRINCIPAL PERSON INDICATOR 0 NIU, NO 1 YES
FMEMKEY	1	10	A FAMILY MEMBERSHIP KEY 0 NIU 1 MEMBER UNRELATED SUBFAMILY NO 1 2 MEMBER UNRELATED SUBFAMILY NO 2 3 MEMBER UNRELATED SUBFAMILY NO 3 4 MEMBER UNRELATED SUBFAMILY NO 4 5 MEMBER UNRELATED SUBFAMILY NO 5 6 MEMBER UNRELATED SUBFAMILY NO 6 7 MEMBER OF FAMILY 8 NONFAMILY HOUSEHOLDER OR UNRELATED INDIVIDUAL
SUBFKEY	1	11	A RELATED SUBFAMILY MEMBERSHIP KEY 0 NIU 1 MEMBER RELATED SUBFAMILY NO 1 2 MEMBER RELATED SUBFAMILY NO 2 3 MEMBER RELATED SUBFAMILY NO 3 4 MEMBER RELATED SUBFAMILY NO 4 5 MEMBER RELATED SUBFAMILY NO 5 6 MEMBER RELATED SUBFAMILY NO 6
BESR	1	12	A EMPLOYMENT STATUS RECODE 0 NIU 1 WORKING EMPLOYED 2 WITH JOB, NOT AT WORK EMPLOYED 3 LOOKING UNEMPLOYED 4 HOUSE KEEPING NILF 5 AT SCHOOL NILF 6 UNABLE NILF 7 OTHER (RETIRED) NILF
BEXPLF	1	13	A EXPERIENCED LABOR FORCE STATUS(EDITED) 0 NIU, NOT IN EXPERIENCED LABOR FORCE 1 EMPLOYED 2 UNEMPLOYED
BFULLPAR	1	14	A FULL-PART TIME STATUS RECODE 0 NIU, NOT IN LABOR FORCE 1 EMPLOYED FULL TIME 2 PART TIME FOR ECONOMIC REASONS 3 UNEMPLOYED FULL TIME 4 EMPLOYED PART TIME 5 UNEMPLOYED PART TIME

RECORD P

NAME	SIZE/ SCALE	BEGIN	DATA TYPE
BITEM19X	1	15	A
			MAJOR ACTIVITY (LAST WEEK)
		0	NIU
		1	WORKING
		2	WITH A JOB BUT NOT AT WORK
		3	LOOKING FOR WORK
		4	KEEPING HOUSE
		5	AT SCHOOL
		6	UNABLE TO WORK
		7	RETIRED (EXPANDED FROM BASIC CPS)
		8	OTHER
DITEM20A	2	16	N
			HOURS WORKED (LAST WEEK)
			UNIVERSE IS ESR=1
			ESR IS EMPLOYMENT STATUS RECODE
			AT BEGIN POSITION 12
		00	NIU
			01-99 = NUMBER OF HOURS
DIT20CYN	1	18	A
			USUALLY WORKED 35 HRS PER WEEK
			UNIVERSE IS ESR=1 AND ITEM20A LT 35 HRS
		0	NIU
		1	YES
		2	NO
DIT20CRN	2	19	A
			REASON NOT WORKING 35 HRS PER WEEK
			UNIVERSE IS ESR=1 AND ITEM20A LT 35 HRS
		00	NIU
		01	SLACK
		02	MATERIAL SHORTAGE
		03	PLANT OR MACHINE REPAIR
		04	NEW JOB STARTED DURING WEEK
		05	JOB TERMINATED DURING WEEK
		06	COULD FIND ONLY PART TIME WORK
		07	HOLIDAY
		08	LABOR DISPUTE
		09	BAD WEATHER
		10	OWN ILLNESS
		11	ON VACATION
		12	TOO BUSY WITH HOUSE, SCHOOL, ETC.
		13	DID NOT WANT FULL TIME WORK
		14	FULL TIME WORK WEEK LESS THAN 35 HRS
		15	OTHER
DITEM21A	1	21	A
			WHY NOT AT WORK LAST WEEK
			UNIVERSE IS ESR=2,3
			ESR IS EMPLOYMENT STATUS RECODE
			AT BEGIN POSITION 12
		0	NIU
		1	OWN ILLNESS ESR=2
		2	ON VACATION ESR=2
		3	BAD WEATHER ESR=2
		4	LABOR DISPUTE ESR=2
		5	NEW JOB, BEGIN 30 DAYSESR=3
		6	TEMPORARY LAYOFF ESR=3
		7	INDEFINATE LAYOFF ESR=3
		8	OTHER ESR=2

RECORD P

NAME	SIZE/ SCALE	BEGIN	DATA TYPE
DITEM21B	1	22	A GETTING PAID FOR TIME OFF LAST WEEK UNIVERSE IS ESR=2 0 NIU 1 YES 2 NO 3 SELF-EMPLOYED
DITEM21C	1	23	A USUALLY WORK 35+ HRS PER WEEK AT JOB UNIVERSE IS ESR=2 0 NIU 1 YES 2 NO
DITM22A1	1	24	A CHKD PUBLIC EMPLOY AGENCY TO FIND WORK UNIVERSE IS ESR=3 0 NC,NIU 1 YES
DITM22A2	1	25	A CHKD PRIVATE EMPLOY AGENCY TO FIND WORK UNIVERSE IS ESR=3 0 NC,NIU 1 YES
DITM22A3	1	26	A CHKD EMPLOYER DIRECTLY TO FIND WORK UNIVERSE IS ESR=3 0 NC,NIU 1 YES
DITM22A4	1	27	A CHKD WITH FRIENDS TO FIND WORK UNIVERSE IS ESR=3 0 NC,NIU 1 YES
DITM22A5	1	28	A PLACED OR ANSWERED ADS TO FIND WORK UNIVERSE IS ESR=3 0 NC,NIU 1 YES
DITM22A6	1	29	A DID NOTHING TO FIND WORK UNIVERSE IS ESR=4 TO 7 0 NC,NIU 1 YES
DITM22A7	1	30	A OTHER METHOD USED TO FIND WORK UNIVERSE IS ESR=3 0 NC,NIU 1 YES
DITM24D1	1	31	A BELIEVE NO WORK AVAILABLE NOT LOOKING

RECORD P

NAME	SIZE/ SCALE	BEGIN	DATA TYPE
		0 1	UNIVERSE IS DEFINED ON CIVILIAN AGE 14+, MONTH IN SAMPLE 4 OR 8, ESR CODES 4 TO 7, AND ITEM20C CODES 1 OR 2 NC,NIU YES
DITM24D2	1	32	A COULD NOT FIND ANY WORK UNIVERSE IS DEFINED ON CIVILIAN AGE 14+, MONTH IN SAMPLE 4 OR 8, ESR CODES 4 TO 7, AND ITEM20C CODES 1 OR 2 NC,NIU YES
DITM24D3	1	33	A LACKS NECESSARY SCHOOLING UNIVERSE IS DEFINED ON CIVILIAN AGE 14+, MONTH IN SAMPLE 4 OR 8, ESR CODES 4 TO 7, AND ITEM20C CODES 1 OR 2 NC,NIU YES
DITM24D4	1	34	A EMPLOYERS THINK TOO YOUNG OR OLD UNIVERSE IS DEFINED ON CIVILIAN AGE 14+, MONTH IN SAMPLE 4 OR 8, ESR CODES 4 TO 7, AND ITEM20C CODES 1 OR 2 NC,NIU YES
DITM24D5	1	35	A PERSONAL HANDICAP UNIVERSE IS DEFINED ON CIVILIAN AGE 14+, MONTH IN SAMPLE 4 OR 8, ESR CODES 4 TO 7, AND ITEM20C CODES 1 OR 2 NC,NIU YES
DITM24D6	1	36	A CANNOT ARRANGE CHILD CARE UNIVERSE IS DEFINED ON CIVILIAN AGE 14+, MONTH IN SAMPLE 4 OR 8, ESR CODES 4 TO 7, AND ITEM20C CODES 1 OR 2 NC,NIU YES
DITM24D7	1	37	A FAMILY RESPONSIBILITIES UNIVERSE IS DEFINED ON CIVILIAN AGE 14+, MONTH IN SAMPLE 4 OR 8, ESR CODES 4 TO 7, AND ITEM20C CODES 1 OR 2 NC,NIU YES
DITM24D8	1	38	A IN SCHOOL OR OTHER TRAINING UNIVERSE IS DEFINED ON CIVILIAN AGE 14+, MONTH IN SAMPLE 4 OR 8, ESR CODES 4 TO 7, AND ITEM20C CODES 1 OR 2 NC,NIU YES

RECORD P

NAME	SIZE/ SCALE	BEGIN	DATA TYPE
DITM24D9	1	39	A
			ILL HEALTH OR OTHER PHYSICAL DISABILITY UNIVERSE IS DEFINED ON CIVILIAN AGE 14+, MONTH IN SAMPLE 4 OR 8, ESR CODES 4 TO 7, AND ITEM20C CODES 1 OR 2 NC,NIU YES
		0	
		1	
DIT24D10	1	40	A
			OTHER UNIVERSE IS DEFINED ON CIVILIAN AGE 14+, MONTH IN SAMPLE 4 OR 8, ESR CODES 4 TO 7, AND ITEM20C CODES 1 OR 2 NC,NIU YES
		0	
		1	
DIT24D11	1	41	A
			DO NOT KNOW UNIVERSE IS DEFINED ON CIVILIAN AGE 14+, MONTH IN SAMPLE 4 OR 8, ESR CODES 4 TO 7, AND ITEM20C CODES 1 OR 2 NC,NIU YES
		0	
		1	
DITEM22B	1	42	A
			WHY STARTED LOOKING FOR WORK UNIVERSE IS ESR=3 ITEM21A NOT EQUAL 6 OR 7 NIU LOST JOB QUIT JOB LEFT SCHOOL WANTED TEMPORARY WORK OTHER
		0	
		1	
		2	
		3	
		4	
		5	
DITEM22C	2	43	A
			WEEKS LOOKING FOR WORK UNIVERSE IS ESR=3 NIU
		00	
DITEM22D	1	45	A
			LOOKING FOR FULL OR PART-TIME WORK UNIVERSE IS ESR=3 NIU FULL TIME PART TIME
		0	
		1	
		2	
DITM22E1	1	46	A
			ANY REASON COULD NOT TAKE JOB UNIVERSE IS ESR=3 NIU YES NO
		0	
		1	
		2	
DITM22E2	1	47	A
			REASON COULD NOT TAKE WORK LAST WEEK UNIVERSE IS U1 OR U2, U1 IS ESR=3 AND ITEM22E1=1 U2 IS ESR=4 TO 7 NIU ALREADY HAD A JOB -- U1
		0	
		1	

RECORD P

NAME	SIZE/ SCALE	BEGIN	DATA TYPE
		2	TEMPORARY ILLNESS -- U1
		3	GOING TO SCHOOL -- U2
		4	OTHER -- U2
DITEM22F	1	48	A
			WHEN LAST WORKED FULL TIME 2 WKS OR MORE
			UNIVERSE IS ESR=3
		0	NIU
		1	IN LAST 5 YRS
		2	BEFORE LAST 5 YRS
		3	NEVER WORKED FULL TIME 2+ WKS
		4	NEVER WORKED AT ALL
DINDUSTR	3	49	A
			INDUSTRY (CURRENT JOB)
			UNIVERSE IS ESR=1,2,3 OR ESR=4 TO 7.
			AND MONTH IN SAMPLE IS 4 OR 8 AND
			ITEM24A IS 1 TO 5
			000 = NIU OR NC
			991 = ARMED FORCES LAST JOB
			(SEE APPENDIX A1 FOR INDUSTRY CODES)
RECODIND	2	52	A
			INDUSTRY RECODE (CURRENT JOB)
			SEE APPENDIX A2
		00	NIU
		01	AGRICULTURE
		02	MINING
		03	CONSTRUCTION
		04	LUMBER AND WOOD PRODUCTS, EXCEPT FURNITURE
		05	FURNITURE AND FIXTURES
		06	STONE, CLAY, GLASS, AND CONCRETE PRODUCTS
		07	PRIMARY METALS
		08	FABRICATED METALS
		09	NOT SPECIFIED METAL INDUSTRIES
		10	MACHINERY, EXC. ELECT.
		11	ELECTRICAL MACHINERY, EQUIPMENT, AND SUPPLIES
		12	MOTOR VEHICLES AND EQUIPMENT
		13	AIRCRAFT AND PARTS
		14	OTHER TRANSPORTATION EQUIPMENT
		15	PROFESSIONAL AND PHOTOGRAPHIC EQUIP- MENT, AND WATCHES
		16	TOYS, AMUSEMENTS, AND SPORTING GOODS
		17	MISCELLANEOUS AND NOT SPECIFIED MANUFACTURING INDUSTRIES
		18	FOOD AND KINDRED PRODUCTS
		19	TOBACCO MANUFACTURES
		20	TEXTILE MILL PRODUCTS
		21	APPAREL AND OTHER FINISHED TEXTILE PRODUCTS
		22	PAPER AND ALLIED PRODUCTS
		23	PRINTING, PUBLISHING, AND ALLIED INDUSTRIES
		24	CHEMICALS AND ALLIED PRODUCTS
		25	PETROLEUM AND COAL PRODUCTS
		26	RUBBER AND MISCELLANEOUS PLASTICS PRODUCTS
		27	LEATHER AND LEATHER PRODUCTS
		28	TRANSPORTATION
		29	COMMUNICATIONS
		30	UTILITIES AND SANITARY SERVICES
		31	WHOLESALE TRADE
		32	RETAIL TRADE

RECORD P

NAME	SIZE/ SCALE	BEGIN	DATA TYPE
		33	BANKING AND OTHER FINANCE
		34	INSURANCE AND REAL ESTATE
		35	PRIVATE HOUSEHOLD SERVICES
		36	BUSINESS SERVICES
		37	REPAIR SERVICES
		38	PERSONAL SERVICES, EXCEPT PRIVATE HOUSEHOLD
		39	ENTERTAINMENT AND RECREATION SERVICES
		40	HOSPITALS
		41	HEALTH SERVICES, EXCEPT HOSPITALS
		42	EDUCATIONAL SERVICES
		43	SOCIAL SERVICES
		44	OTHER PROFESSIONAL SERVICES
		45	FORESTRY AND FISHERIES
		46	PUBLIC ADMINISTRATION
		47	NEVER WORKED

RECODOCC

2

54

A

OCCUPATION RECCDE (CURRENT JOB)
SEE APPENDIX B2

00	NIU
01	ADMINISTRATORS AND OFFICIALS, PUBLIC ADMINISTRATION
02	MANAGERS AND ADMINISTRATORS, EXCEPT PUBLIC ADMINISTRATION
03	SALARIED
04	SELF-EMPLOYED
05	MANAGEMENT RELATED OCCUPATIONS
06	ACCOUNTANTS AND AUDITORS
07	ENGINEERS, ARCHITECTS, AND SURVEYORS
08	ENGINEERS
09	NATURAL SCIENTISTS AND MATHEMATICIANS
10	COMPUTER SYSTEMS ANALYSTS AND SCIENTISTS
11	HEALTH DIAGNOSING OCCUPATIONS
12	PHYSICIANS AND DENTISTS
13	HEALTH ASSESSMENT AND TREATING OCCUPA TIONS
14	TEACHERS, LIBRARIANS, AND COUNSELORS
15	TEACHERS, EXCEPT POSTSECONDARY
16	OTHER PROFESSIONAL SPECIALTY OCCUPA TIONS
17	HEALTH TECHNOLOGISTS AND TECHNICIANS
18	ENGINEERING AND SCIENCE TECHNICIANS
19	TECHNICIANS, EXCEPT HEALTH, ENGINEERING, AND SCIENCE
20	SUPERVISORS AND PROPRIETORS, SALES OCCUPATIONS
21	SALES REPRESENTATIVES, COMMODITIES AND FINANCE
22	OTHER SALES OCCUPATIONS
23	COMPUTER EQUIPMENT OPERATORS
24	SECRETARIES, STENOGRAPHERS, AND TYPISTS
25	FINANCIAL RECORDS PROCESSING OCCUPATIONS
26	OTHER ADMINISTRATIVE SUPPORT OCCUPATIONS, INCLUDING CLERICAL
27	PRIVATE HOUSEHOLD SERVICE OCCUPATIONS
28	PROTECTIVE SERVICE OCCUPATIONS
29	FOOD SERVICE OCCUPATIONS
30	HEALTH SERVICE OCCUPATIONS
31	CLEANING AND BUILDING SERVICE OCCU PATIONS
32	PERSONAL SERVICE OCCUPATIONS
33	FARM OPERATORS AND MANAGERS
34	FARM OCCUPATIONS, EXCEPT MANAGERIAL
35	RELATED AGRICULTURAL OCCUPATIONS

RECORD P

NAME	SIZE/ SCALE	BEGIN	DATA TYPE
		36	FORESTRY AND FISHING OCCUPATIONS
		37	MECHANICS AND REPAIRERS
		38	CONSTRUCTION TRADES AND EXTRACTIVE OCCUPATIONS
		39	CARPENTERS
		40	SUPERVISORS, PRODUCTION OCCUPATIONS
		41	PRECISION METAL WORKING OCCUPATIONS
		42	OTHER PRECISION PRODUCTION OCCU- TIONS
		43	MACHINE OPERATORS AND TENDERS, EXCEPT PRECISION
		44	FABRICATORS, ASSEMBLERS, AND HAND WORKING OCCUPATIONS
		45	PRODUCTION INSPECTORS, TESTERS, SAMPLERS, AND WEIGHERS
		46	TRANSPORTATION OCCUPATIONS
		47	MATERIAL MOVING EQUIPMENT OPERATORS
		48	CONSTRUCTION LABORERS
		49	FREIGHT, STOCK, AND MATERIAL HANDLERS
		50	OTHER SPECIFIED HANDLERS, EQUIPMENT CLEANERS AND HELPERS
		51	LABORERS, EXCEPT CONSTRUCTION
		52	NO PREVIOUS WORK EXPERIENCE
DOCCUPAT	3	56	A OCCUPATION CODE (CURRENT JOB) UNIVERSE IS ESR=1,2, OR 3 OR ESR=4-7 AND MONTH IN SAMPLE IS 4 OR 8 AND ITEM24A IS 1 TO 5 000 = NIU OR NC 905 = ARMED FORCES LAST JOB (SEE APPENDIX B1 FOR OCCUPATION CODES)
DITEM23E	1	59	A CLASS OF WORKER (CURRENT JOB) UNIVERSE IS ESR=1,2, OR 3 OR ESR=4-7 AND MONTH IN SAMPLE IS 4 OR 8 AND ITEM24A IS 1 TO 5 0 NIU, NC 1 PRIVATE 2 GOVERNMENT 3 SELF-EMPLOYED 4 WITHOUT PAY 5 NEVER WORKED OR NEVER WORKED FULL TIME
DITEM24A	1	60	A WHEN LAST WORKED FOR PAY UNIVERSE IS ESR=4 TO 7 AND MONTH IN SAMPLE = 4 OR 8 0 NIU 1 WITHIN PAST 12 MONTHS 2 1-2 YEARS AGO 3 2-3 YEARS AGO 4 3-4 YEARS AGO 5 4-5 YEARS AGO 6 5+ YEARS AGO 7 NEVER WORKED
DITEM24B	1	61	A WHY LEFT JOB UNIVERSE IS ESR=4 TO 7 AND MONTH IN SAMPLE IS 4 OR 8 AND ITEM24A IS 1 TO 0 NIU

RECORD P

NAME	SIZE/ SCALE	BEGIN	DATA TYPE
		1	PERSONAL,FAMILY OR SCHOOL
		2	HEALTH
		3	RETIREMENT OR OLD AGE
		4	SEASONAL JOB COMPLETED
		5	SLACK WORK OR BUSINESS CONDITIONS
		6	TEMP NONSEASONAL JOB COMPLETED
		7	UNSATISFACTORY WORK ARRANGEMENTS
		8	OTHER
DITEM24C	1	62	A
			WANT REGULAR JOB NOW
			UNIVERSE IS ESR=4 TO 7 AND
			MONTH IN SAMPLE IS 4 OR 8
		0	NIU
		1	YES
		2	MAYBE, IT DEPENDS
		3	NO
		4	DON'T KNOW
DITEM24E	1	63	A
			INTEND TO LOOK FOR WORK NEXT 12 MOS.
			UNIVERSE IS ESR=4 TO 7 AND
			MONTH IN SAMPLE IS 4 OR 8
		0	NIU, NC
		1	YES
		2	IT DEPENDS
		3	NO
		4	DON'T KNOW
BAALLLF	1	64	A
			ALLOCATION FLAG
			ITEMS BAALLLF THRU BAESR ARE
			ALLOCATION FLAGS FOR THE CORRESPONDING
			ITEMS FROM THE BASIC CPS
		0	NOT ALLOCATED,NIU
		1	ALLOCATED
BAITH19	1	65	A
			ALLOCATION FLAG
BAITH23B	1	66	A
			ALLOCATION FLAG
BAITH23C	1	67	A
			ALLOCATION FLAG
BAITH23E	1	68	A
			ALLOCATION FLAG
BAITH20A	1	69	A
			ALLOCATION FLAG
BAITH20C	1	70	A
			ALLOCATION FLAG
BAITH21A	1	71	A
			ALLOCATION FLAG

RECORD P

NAME	SIZE/ SCALE	BEGIN	DATA TYPE
BAITM21B	1	72	A ALLOCATION FLAG
BAITM21C	1	73	A ALLOCATION FLAG
BAITM22C	1	74	A ALLOCATION FLAG
BAITM22F	1	75	A ALLOCATION FLAG
BAITM22D	1	76	A ALLOCATION FLAG
BAITM24B	1	77	A ALLOCATION FLAG
BAITM24A	1	78	A ALLOCATION FLAG
BAITM24C	1	79	A ALLOCATION FLAG
BAITM24D	1	80	A ALLOCATION FLAG
BAITM22A	1	81	A ALLOCATION FLAG
BAITM22E	1	82	A ALLOCATION FLAG
FILL13	1	83	A FILLER
BAITM22B	1	84	A ALLOCATION FLAG
BAITM24E	1	85	A ALLOCATION FLAG
FILL14	4	86	A FILLER
BAESR	1	90	A ALLOCATION FLAG
BWEIGHT	11/-2	91	N BASIC CPS WEIGHT (TWO IMPLIED DECIMALS) CIVILIANS 14 AND OVER

RECORD P

NAME	SIZE/ SCALE	BEGIN	DATA TYPE
			0=NIU, N=BASIC CPS WGT SPANISH POPULATION WHICH IS OVER SAMPLED HAS WEIGHT OF BLANK OR 0
POPSTAT	1	102	A
			POPULATION TYPE ITEM25A
		0	NONINTERVIEW RECORD
		1	CIVILIAN 15+
		2	ARMED FORCES
		3	CHILDREN
RELHEAD	1	103	A
			RELATIONSHIP TO HOUSEHOLDER
		1	HOUSEHOLDER WITH OTHER RELATIVES
		2	NONFAMILY HOUSEHOLDER
		3	SPOUSE OF HOUSEHOLDER
		4	CHILD OF HOUSEHOLDER
		5	OTHER RELATIVE OF HOUSEHOLDER
		6	UNRELATED SUBFAMILY MEMBER
		7	UNRELATED INDIVIDUAL
TYPEBOX	1	104	A
			FAMILY TYPE
		0	FAMILY
		1	UNRELATED INDIVIDUAL
		2	UNRELATED SUBFAMILY MEMBER
		3	RELATED SUBFAMILY MEMBER
		4	NONFAMILY HOUSEHOLDER
FAMNUMBE	1	105	A
			FAMILY NUMBER
		0	NOT IN RELATED OR UNRELATED SUBFAMILY
			1-6 RELATED OR UNRELATED SUB-
			FAMILY NUMBER
FAMREL	1	106	A
			FAMILY RELATIONSHIP
		0	NOT IN RELATED OR UNRELATED SUBFAMILY
		1	REFERENCE PERSON (RELATED OR
			UNRELATED SUBFAMILY)
		2	SPOUSE (RELATED OR UNRELATED SUB-
			FAMILY)
		3	CHILD (RELATED OR UNRELATED SUB-
			FAMILY)
		4	OTHER RELATIVE (UNRELATED SUBFAMILY)
MARSTAT	1	107	A
			MARITAL STATUS
		1	MARRIED, CIVILIAN SPOUSE PRESENT
		2	MARRIED, AF SPOUSE PRESENT
		3	MARRIED, AF SPOUSE ABSENT
		4	MARRIED, SPOUSE ABSENT
		5	WIDOWED
		6	DIVORCED
		7	SEPARATED
		8	NEVER MARRIED
			(INCLUDES UNDER 15 YEARS)
SEX	1	108	A
			SEX
		1	MALE
		2	FEMALE

RECORD P

NAME	SIZE/ SCALE	BEGIN	DATA TYPE
RACE	1	109	A
			RACE
		1	WHITE
		2	BLACK
		3	OTHER
AGE	2	110	N
			AGE IN SINGLE YEARS
VET	1	112	A
			VETERAN STATUS
		0	FEMALES, CHILDREN UNDER 15
		1	VIETNAM ERA
		2	KOREAN
		3	KW II
		4	KW I
		5	OTHER SERVICE
		6	NON-VETERAN
ETHNICIT	2	113	A
			SPANISH ETHNICITY
		10	MEXICAN AMERICAN
		11	CHICANO
		12	MEXICAN
		13	MEXICANO
		14	PUERTO RICAN
		15	CUBAN
		16	CENTRAL OR SOUTH AMERICAN
		17	OTHER SPANISH
		30	ANOTHER GROUP NOT LISTED
		39	DONT KNOW
		40	NOT AVAILABLE
HIGHGRAD	2	115	A
			HIGHEST GRADE ATTENDED
		00	CHILDREN UNDER 15
		01	NONE
		02	ELEMENTARY ONE
		03	ELEMENTARY TWO
		04	ELEMENTARY THREE
		05	ELEMENTARY FOUR
		06	ELEMENTARY FIVE
		07	ELEMENTARY SIX
		08	ELEMENTARY SEVEN
		09	ELEMENTARY EIGHT
		10	HIGH SCHOOL ONE
		11	HIGH SCHOOL TWO
		12	HIGH SCHOOL THREE
		13	HIGH SCHOOL FOUR
		14	COLLEGE ONE
		15	COLLEGE TWO
		16	COLLEGE THREE
		17	COLLEGE FOUR
		18	COLLEGE FIVE
		19	COLLEGE SIX OR MORE
GRADECOM	1	117	A
			COMPLETED HIGHEST GRADE ATTENDED
		0	CHILDREN UNDER 15
		1	YES
		2	NO

RECORD P

NAME	SIZE/ SCALE	BEGIN	DATA TYPE
MARSUPPW	11/-2	118	N MARCH SUPPLEMENT WEIGHT (TWO IMPLIED DECIMALS)
I34N	1	129	A DID NOT WORK LAST YEAR NIU ITEM 34 NONE CIRCLE CODED
I35	1	130	A LOOKING FOR WORK LAST YEAR NIU YES NO
I36	2	131	N WEEKS LOOKING, FOR NONWORKERS NIU 01-52 NUMBER OF WEEKS LOOKING
I37	1	133	N MAIN REASON DID NOT WORK LAST YEAR NIU 1 ILL OR DISABLED 2 TAKING CARE OF HOME/FAMILY 3 GOING TO SCHOOL 4 COULD NOT FIND WORK 6 RETIRED 7 OTHER
I34WK	2	134	N WEEKS WORKED LAST YEAR NIU 01-52 NUMBER WEEKS (PART-TIME OR FULL-TIME)
I38	2	136	N NUMBER OF HOURS WORKED PER WEEK LAST YEAR NIU 01-99 NUMBER OF HOURS PER WEEK
I39	1	138	A NUMBER OF EMPLOYERS LAST YEAR NIU 1 EMPLOYER LAST YEAR 2 EMPLOYERS 3+ EMPLOYERS
I40	1	139	A LOOKED FOR WORK IN BETWEEN JOBS NIU YES NO
I42	1	140	A LOST FULL WEEKS WORK DUE TO WORK LAYOFF OR LOST JOB.

RECORD P

NAME	SIZE/ SCALE	BEGIN	DATA TYPE
		0	NIU
		1	YES
		2	NO
I43N	1	141	A
			WEEKS LOOKING OR ON LAYOFF
		0	NIU,NC
		1	NONE CODED
I43WK	2	142	N
			WEEKS LOOKING OR ON LAYOFF
		00	NIU
			01-51 WEEKS LOOKING OR ON LAYOFF
I44	1	144	A
			WEEKS LOOKING ALL IN ONE STRETCH
		0	NIU
		1	YES, 1 STRETCH
		2	NO, 2 STRETCHES
		3	NO, 3+ STRETCHES
I45	1	145	A
			WHAT WAS DONE MOST OF REMAINING WEEKS
			LAST YEAR
		0	NIU
		1	ILL OR DISABLED
		2	TAKING CARE OF HOME/ FANTLY
		3	GOING TO SCHOOL
		5	RETIRED
		6	NO WORK AVAILABLE
		7	OTHER
I47	1	146	A
			WORKED LESS THAN 35 HRS ONE WEEK
			LAST YEAR
		0	NIU
		1	YES, WORKED SOME PART TIME
		2	NO
I48	2	147	N
			WEEKS WORKED PART-TIME
		00	NIU
			01-52 NUMBER WEEKS PART-TIME
I49	1	149	A
			REASON WORKED PART TIME
		0	NIU
		1	COULD ONLY FIND PART TIME
		2	WANTED OR COULD ONLY WORK PART TIME
		3	SLACK WORK OR MATERIAL SHORTAGE
		4	OTHER
I50CH	1	150	A
			CLASS OF WORKER (LONGEST JOB LAST YEAR)
		0	NIU
		1	PRIVATE
		2	FEDERAL GOV'T
		3	STATE GOV'T
		4	LOCAL GOV'T

RECORD P

NAME	SIZE/ SCALE	BEGIN	DATA TYPE
		5	SE - INCORPORATED
		6	SELF-EMPLOYED OR FARM
		7	WITHOUT PAY
I50IND	3	151	A INDUSTRY CODE (LONGEST JOB LAST YEAR) SEE APPENDIX A1
I50OCC	3	154	A OCCUPATION CODE (LONGEST JOB LAST YEAR) SEE APPENDIX B1
I51AWS	1	157	A WAGE AND SALARY RECIPIENCY NOTE: INCLUDES SELF-EMPLOYED INCORPORATED
		0	NIU
		1	YES
		2	NO
I51BSE	1	158	A SELF-EMPLOYMENT RECIPIENCY
		0	NIU
		1	YES
		2	NO
I51CFR	1	159	A FARM INCOME RECIPIENCY
		0	NIU
		1	YES
		2	NO
I52ASS	1	160	A SOCIAL SECURITY RECIPIENCY
		0	NIU
		1	YES
		2	NO
I52ARR	1	161	A RAILROAD RETIREMENT RECIPIENCY
		0	NIU
		1	YES
		2	NO
I52BUS	1	162	A SUPPLEMENTAL SECURITY INCOME
		0	NIU
		1	YES
		2	NO
FILL15	1	163	A FILLER
I53AADC	1	164	A AID TO DEPENDENT CHILDREN RECIPIENCY
		0	NIU
		1	YES
		2	NO

RECORD P

NAME	SIZE/ SCALE	BEGIN	DATA TYPE
I53AOTH	1	165	A
			OTHER PUBLIC ASSISTANCE RECIPIENCY
		0	NIU
		1	YES
		2	NO
I53BINT	1	166	A
			INTEREST RECIPIENCY
		0	NIU
		1	YES
		2	NO
I53CDIV	1	167	A
			DIVIDENDS RECIPIENCY
		0	NIU
		1	YES
		2	NO
I53CRENT	1	168	A
			RENT AND ROYALTIES RECIPIENCY
		0	NIU
		1	YES
		2	NO
I53CEST	1	169	A
			ESTATES AND TRUSTS RECIPIENCY
		0	NIU
		1	YES
		2	NO
I53DVP	1	170	A
			VETERANS PAYMENTS RECIPIENCY
		0	NIU
		1	YES
		2	NO
I53DUC	1	171	A
			UNEMPLOYMENT COMPENSATION RECIPIENCY
		0	NIU
		1	YES
		2	NO
I53DWC	1	172	A
			WORKMANS COMPENSATION RECIPIENCY
		0	NIU
		1	YES
		2	NO
I53EPP	1	173	A
			PRIVATE PENSIONS RECIPIENCY
		0	NIU
		1	YES
		2	NO
I53EMR	1	174	A
			MILITARY RETIREMENT RECIPIENCY
		0	NIU
		1	YES
		2	NO

RECORD P

NAME	SIZE/ SCALE	BEGIN	DATA TYPE
I53EF6	1	175	A FEDERAL GOV'T PENSION RECIPIENCY 0 NIU 1 YES 2 NO
I53EL6	1	176	A STATE AND LOCAL GOV'T PENSION RECIPIENCY 0 NIU 1 YES 2 NO
I53FAL	1	177	A ALIMONY AND CHILD SUPPORT RECIPIENCY 0 NIU 1 YES 2 NO
I53FREG	1	178	A OTHER REGULAR CONTRIBUTION RECIPIENCY 0 NIU 1 YES 2 NO
I53FAE	1	179	A ANYTHING ELSE RECIPIENCY 0 NIU 1 YES 2 NO
INCWSFLA	1	180	A WS-FLAG INCWSFLA THRU INCCSFLA ARE FLAGS INDICATING WHETHER THE CORRESPONDING ITEMS HAVE BEEN ALLOC. FOR THE INCOME FIELDS FROM QUESTIONS 151, 152 AND 153 0 NO ALLOCATION 1 INCOME AMOUNT ALLOCATED 2 RECIPIENCY TYPE ALLOCATED 3 INCOME AND RECIPIENCY TYPE ALLOCATED
INCSEFLA	1	181	A SELF EMPLOYMENT FLAG 0 NO ALLOCATION 1 INCOME AMOUNT ALLOCATED 2 RECIPIENCY TYPE ALLOCATED 3 INCOME AND RECIPIENCY TYPE ALLOCATED
INCFRFLA	1	182	A FARM INCOME FLAG 0 NO ALLOCATION 1 INCOME AMOUNT ALLOCATED 2 RECIPIENCY TYPE ALLOCATED 3 INCOME AND RECIPIENCY TYPE ALLOCATED
INCUSFLA	1	183	A U.S. GOVERNMENT (SOCIAL SECURITY RAILROAD/RETIREMENT) FLAG

RECORD P

NAME	SIZE/ SCALE	BEGIN	DATA TYPE
		0	NO ALLOCATION
		1	INCOME AMOUNT ALLOCATED
		2	RECIPIENCY TYPE ALLOCATED
		3	INCOME AND RECIPIENCY TYPE ALLOCATED
INCSSFLA	1	184	A
			SUPPLEMENTAL SECURITY INCOME FLAG
		0	NO ALLOCATION
		1	INCOME AMOUNT ALLOCATED
		2	RECIPIENCY TYPE ALLOCATED
		3	INCOME AND RECIPIENCY TYPE ALLOCATED
INCPAFLA	1	185	A
			PUBLIC ASSISTANCE FLAG
		0	NO ALLOCATION
		1	INCOME AMOUNT ALLOCATED
		2	RECIPIENCY TYPE ALLOCATED
		3	INCOME AND RECIPIENCY TYPE ALLOCATED
INCINTFL	1	186	A
			INTEREST FLAG
		0	NO ALLOCATION
		1	INCOME AMOUNT ALLOCATED
		2	RECIPIENCY TYPE ALLOCATED
		3	INCOME AND RECIPIENCY TYPE ALLOCATED
INCDIVFL	1	187	A
			DIVIDEND FLAG
		0	NO ALLOCATION
		1	INCOME AMOUNT ALLOCATED
		2	RECIPIENCY TYPE ALLOCATED
		3	INCOME AND RECIPIENCY TYPE ALLOCATED
INCPVFLA	1	188	A
			VETERANS PAYMENTS FLAG
		0	NO ALLOCATION
		1	INCOME AMOUNT ALLOCATED
		2	RECIPIENCY TYPE ALLOCATED
		3	INCOME AND RECIPIENCY TYPE ALLOCATED
INCRETFL	1	189	A
			RETIREMENT INCOME FLAG
		0	NO ALLOCATION
		1	INCOME AMOUNT ALLOCATED
		2	RECIPIENCY TYPE ALLOCATED
		3	INCOME AND RECIPIENCY TYPE ALLOCATED
INCCSFLA	1	190	A
			CHILD SUPPORT - FLAG
		0	NO ALLOCATION
		1	INCOME AMOUNT ALLOCATED
		2	RECIPIENCY TYPE ALLOCATED
		3	INCOME AND RECIPIENCY TYPE ALLOCATED
IS1A	5	191	N
			WAGES OR SALARIES AMOUNT
			NOTE: INCLUDES SELF-EMPLOYED
			INCORPORATED
			VALUE RANGES FROM 00000 TO 75000

RECORD P

NAME	SIZE/ SCALE	BEGIN	DATA TYPE
I51B	6	196	N SELF EMPLOYMENT INCOME AMOUNT LEADING '-' INDICATES LOSS VALUE RANGES FROM -09999 TO 075000
I51C	6	202	N FARM INCOME AMOUNT LEADING '-' INDICATES LOSS VALUE RANGES FROM -09999 TO 075000
I52A	5	208	N INCOME FROM SOCIAL SECURITY AND/OR RAILROAD RETIREMENT VALUE RANGES FROM 00000 TO 19999
I52B	4	213	N SUPPLEMENTAL SECURITY INCOME AMOUNT VALUE RANGES FROM 0000 TO 9999
I53A	5	217	N PUBLIC ASSISTANCE AMOUNT VALUE RANGES FROM 00000 TO 19999
I53B	5	222	N INTEREST AMOUNT VALUE RANGES FROM 00000 TO 75000
I53C	6	227	N DIVIDENDS, RENTALS, TRUST INCOME AMOUNT LEADING '-' INDICATES LOSS VALUE RANGES FROM -09999 TO 075000
I53D	5	233	N VETERANS, UNEMPLOYMENT, WORKMAN'S COMP AMOUNT VALUE RANGES FROM 00000 TO 29999
I53E	5	238	N PENSION INCOME AMOUNT VALUE RANGES FROM 00000 TO 75000
I53F	5	243	N ALIMONY, CHILD SUPPORT, OTHER INCOME AMOUNT VALUE RANGES FROM 00000 TO 75000
PINCTOT	7	248	N PERSONAL INCOME TOTAL VALUE RANGES FROM -029997 TO 0654999
PINCEARN	7	255	N TOTAL EARNINGS VALUE RANGES FROM -019998 TO 0225000
PINCOTH	7	262	N TOTAL OTHER INCOME VALUE RANGES FROM -099999 TO 0429999

RECORD P

NAME	SIZE/ SCALE	BEGIN	DATA TYPE
FLAG51A	1	269	A
		0	TOP CODED FLAG
		1	FLAG51A THRU FLPINOTH ARE FLAGS INDICATING THAT THE CORRESPONDING ITEM HAS BEEN TOP-CODED FOR CONFIDENTIALITY
			NOT TOP CODED
			TOP CODED
FLAG51B	1	270	A
		0	TOP CODED FLAG
		1	NOT TOP CODED
			TOP CODED
FLAG51C	1	271	A
		0	TOP CODED FLAG
		1	NOT TOP CODED
			TOP CODED
FLAG52A	1	272	A
		0	TOP CODED FLAG
		1	NOT TOP CODED
			TOP CODED
FLAG52B	1	273	A
		0	TOP CODED FLAG
		1	NOT TOP CODED
			TOP CODED
FLAG53A	1	274	A
		0	TOP CODED FLAG
		1	NOT TOP CODED
			TOP CODED
FLAG53B	1	275	A
		0	TOP CODED FLAG
		1	NOT TOP CODED
			TOP CODED
FLAG53C	1	276	A
		0	TOP CODED FLAG
		1	NOT TOP CODED
			TOP CODED
FLAG53D	1	277	A
		0	TOP CODED FLAG
		1	NOT TOP CODED
			TOP CODED
FLAG53E	1	278	A
		0	TOP CODED FLAG
		1	NOT TOP CODED
			TOP CODED
FLAG53F	1	279	A
		0	TOP CODED FLAG
		1	NOT TOP CODED
			TOP CODED

RECORD P

NAME	SIZE/ SCALE	BEGIN	DATA TYPE
FLPINTOT	1	280	A
		0	TOP CODED FLAG
		1	NOT TOP CODED
		1	TOP CODED
FLPINERN	1	281	A
		0	TOP CODED FLAG
		1	NOT TOP CODED
		1	TOP CODED
FLPINOTH	1	282	A
		0	TOP CODED FLAG
		1	NOT TOP CODED
		1	TOP CODED
FILL16	6	283	A
			FILLER
FLOWINC	6	289	N
		000000	LOW INCOME (POVERTY) CUT-OFF DOLLAR AMT NIU, PERSONS LESS THAN 65
RSEMPST	1	295	A
		0	LABOR FORCE RECODE 1
		1	NIU
		2	FULL TIME
		3	PART TIME
		4	UNEMPLOYED EXPERIENCED
		5	UNEMPLOYED NOT EXPERIENCED
		6	ARMED FORCES
		6	NOT IN LABOR FORCE
REMPSTA	1	296	A
		0	LABOR FORCE RECODE 2
		1	NIU
		2	NOT IN LABOR FORCE
		3	UNEMPLOYED
		4	NONAGRICULTURAL EMPLOYMENT
		4	AGRICULTURAL EMPLOYMENT
RHHDFMS	2	297	A
		01	HOUSEHOLD RECODE 1
		02	HOUSEHOLDER
		02	SPOUSE OF HOUSEHOLDER:
		02	CHILD OF HOUSEHOLDER:
		03	UNDER 18, SINGLE NEVER MARRIED:
		03	REFERENCE PERSON OF RELATED
		03	SUBFAMILY
		04	NOT IN A RELATED SUBFAMILY
		05	UNDER 18, EVER MARRIED:
		05	REFERENCE PERSON OF RELATED
		05	SUBFAMILY
		06	SPOUSE OF RELATED SUBFAMILY
		06	REFERENCE PERSON
		07	NOT IN A RELATED SUBFAMILY
		07	18 YEARS OLD AND OVER, SINGLE (NEVER
		07	MARRIED):
		08	REFERENCE PERSON OF RELATED SUB-
		08	FAMILY
		09	NOT IN A RELATED SUBFAMILY
		09	18 YEARS OLD AND OVER, EVER MARRIED:
		10	REFERENCE PERSON OF RELATED SUB-

RECORD P

NAME	SIZE/ SCALE	BEGIN	DATA TYPE
			FAMILY
	11		SPOUSE OF RELATED SUBFAMILY REFERENCE PERSON
	12		NOT IN A RELATED SUBFAMILY
	13		GRANDCHILD UNDER 18, SINGLE (NEVER MARRIED) OF HOUSEHOLDER OTHER RELATIVE OF REFERENCE PERSON: UNDER 18, SINGLE (NEVER MARRIED):
	14		REFERENCE PERSON OF RELATED SUB- FAMILY
	15		CHILD OF RELATED SUBFAMILY REFERENCE PERSON
	16		NOT IN A RELATED SUBFAMILY
	17		UNDER 18, EVER MARRIED: REFERENCE PERSON OF RELATED SUB- FAMILY
	18		SPOUSE OF RELATED SUBFAMILY REFERENCE PERSON
	19		NOT IN A RELATED SUBFAMILY 18 YEARS OLD AND OVER, SINGLE (NEVER MARRIED):
	20		REFERENCE PERSON OF A RELATED SUBFAMILY
	21		NOT IN A RELATED SUBFAMILY 18 YEARS OLD AND OVER, EVER MARRIED:
	22		REFERENCE PERSON OF A RELATED SUB- FAMILY
	23		SPOUSE OF A RELATED SUBFAMILY REFERENCE PERSON
	24		NOT IN A RELATED SUBFAMILY IN UNRELATED SUBFAMILY:
	25		REFERENCE PERSON OF UNRELATED SUB- FAMILY
	26		SPOUSE OF UNRELATED SUBFAMILY REFERENCE PERSON
	27		CHILD, UNDER 18, SINGLE (NEVER MARRIED) OF UNRELATED REFERENCE PERSON OTHER RELATIVE OF UNRELATED SUB- FAMILY REFERENCE PERSON:
	28		UNDER 18, SINGLE (NEVER MARRIED)
	29		UNDER 18, EVER MARRIED
	30		18 YEARS OLD AND OVER, SINGLE (NEVER MARRIED)
	31		18 YEARS OLD AND OVER, EVER MARRIED NOT IN A FAMILY:
	32		NONFAMILY HOUSEHOLDER
	33		UNRELATED INDIVIDUAL
	34		IN GROUP QUARTERS, UNRELATED INDIVIDUALS

RHHOREL

1

299

A

HOUSEHOLD RECODE 2

1	HOUSEHOLDER
2	SPOUSE OF HOUSEHOLDER
3	CHILD OF HOUSEHOLDER, UNDER 18, NEVER MARRIED
4	CHILD OF HOUSEHOLDER, UNDER 18 EVER MARRIED
5	CHILD OF HOUSEHOLDER, 18 +
6	OTHER RELATIVE OF HOUSEHOLDER
7	NONRELATIVE OF HOUSEHOLDER
8	IN GROUP QUARTERS, UNRELATED INDIVIDUALS

RECORD P

NAME	SIZE/ SCALE	BEGIN	DATA TYPE
RFAMREL	2	300	A
			HOUSEHOLD RECODE 3
		01	HOUSEHOLDER
		02	SPOUSE OF HOUSEHOLDER
		03	CHILD OF HOUSEHOLDER, UNDER 18, NEVER MARRIED
		04	CHILD OF HOUSEHOLDER, UNDER 18, EVER MARRIED
		05	18 YEARS AND OVER
		06	GRANDCHILD OF HOUSEHOLDER, UNDER 18 NEVER MARRIED
		07	OTHER RELATIVE OF HOUSEHOLDER, UNDER 18 YEARS, NEVER MARRIED
		08	OTHER RELATIVE OF HOUSEHOLDER UNDER 18 YEARS, EVER-MARRIED
		09	OTHER RELATIVE OF HOUSEHOLDER 18 YEARS AND OVER
		10	NONFAMILY HOUSEHOLDER
		11	UNRELATED INDIVIDUAL
RFAMST	1	302	A
			HOUSEHOLD RECODE 4
		1	HOUSEHOLDER
		2	SPOUSE
		3	RELATED CHILDREN UNDER 6 YEARS
		4	RELATED CHILDREN 6 TO 17 YEARS
		5	OTHER FAMILY MEMBER
		6	UNRELATED INDIVIDUAL, MALE
		7	UNRELATED INDIVIDUAL, FEMALE
RPARENT	1	303	A
			PARENTS RECODE (PRESENCE OF PARENTS)
		0	NIU
		1	BOTH PARENTS PRESENT
		2	MOTHER ONLY PRESENT
		3	FATHER ONLY PRESENT
		4	NEITHER PARENT PRESENT
RAGE1	2	304	A
			AGE RECODE 1
		00	NIU
		01	15 YEARS
		02	16 AND 17 YEARS
		03	18 AND 19 YEARS
		04	20 AND 21 YEARS
		05	22 TO 24 YEARS
		06	25 TO 29 YEARS
		07	30 TO 34 YEARS
		08	35 TO 39 YEARS
		09	40 TO 44 YEARS
		10	45 TO 49 YEARS
		11	50 TO 54 YEARS
		12	55 TO 59 YEARS
		13	60 TO 61 YEARS
		14	62 TO 64 YEARS
		15	65 TO 69 YEARS
		16	70 TO 74 YEARS
		17	75 YEARS AND OVER
RAGE4	1	306	A
			AGE RECODE
		1	UNDER 18 YEARS
		2	18 TO 64 YEARS
		3	65 YEARS AND OVER

RECORD P

NAME	SIZE/ SCALE	BEGIN	DATA TYPE
RWEXP	2	307	A
WEEKS WORKED RECODE			
NOTE: FULL TIME INDICATES USUALLY WORKED 35 HOURS OR MORE PER WEEK; PART TIME INDICATES WORKED LESS THAN 35 HOURS PER WEEK.			
		00	NIU
		01	50 TO 52 WEEKS -WORKED FULL TIME
		02	48 TO 49 WEEKS -WORKED FULL TIME
		03	40 TO 47 WEEKS -WORKED FULL TIME
		04	27 TO 39 WEEKS -WORKED FULL TIME
		05	14 TO 26 WEEKS -WORKED FULL TIME
		06	13 WEEKS OR LESS-WORKED FULL TIME
		07	50 TO 52 WEEKS -WORKED PART TIME
		08	48 TO 49 WEEKS -WORKED PART TIME
		09	40 TO 47 WEEKS -WORKED PART TIME
		10	27 TO 39 WEEKS -WORKED PART TIME
		11	14 TO 26 WEEKS -WORKED PART TIME
		12	13 WEEKS OR LESS-WORKED PART TIME
		13	NONWORKER
RWELKRS	1	309	A
PART-FULL TIME RECODE			
NOTE: FULL YEAR WORKER INDICATES WORKED 50 WEEKS OR MORE; PART YEAR WORKER INDICATES WORKED LESS THAN 50 WEEKS.			
		0	NIU
		1	FULL TIME (FULL YEAR WORKER)
		2	PART TIME (FULL YEAR WORKER)
		3	FULL TIME (PART YEAR WORKER)
		4	PART TIME (PART YEAR WORKER)
		5	NONWORKER
RWELKNW	1	310	A
WORK RECODE 1			
WORK EXPERIENCE WEEKS LOOKING - NON-WORKERS			
		0	NIU
		1	NONE (NOT LOOKING FOR WORK)
		2	1 TO 4 WEEKS LOOKING
		3	5 TO 14 WEEKS LOOKING
		4	15 TO 26 WEEKS LOOKING
		5	27 TO 39 WEEKS LOOKING
		6	40 OR MORE WEEKS LOOKING
		7	WORKERS
RWEUEMP	1	311	A
WORK RECODE 2			
PART YEAR WORKER WEEKS LOOKING			
		0	NIU
		1	NONE
		2	1 TO 4 WEEKS
		3	5 TO 10 WEEKS
		4	11 TO 14 WEEKS
		5	15 TO 26 WEEKS
		6	27 TO 39 WEEKS
		7	40 OR MORE WEEKS
		8	FULL YEAR WORKER
		9	NONWORKER
RPYRSN	1	312	A
WORK RECODE 3			
PART YEAR WORKER WEEKS LOOKING			

RECORD P

NAME	SIZE/ SCALE	BEGIN	DATA TYPE
		0	NIU
		1	UNEMPLOYED
		2	ILL OR DISABLED
		3	KEEPING HOUSE
		4	GOING TO SCHOOL
		5	ARMED FORCES
		6	RETIRED
		7	OTHER
		8	FULL YEAR WORKER
		9	NEVER WORKED
REARNER	1	313	A
			EARNER RECODE
			NOTE: EARNER RECEIVED WAGE AND SALARY OR SELF-EMPLOYMENT INCOME.
		0	NIU
		1	EARNER
		2	NONEARNER
RCLWK	1	314	A
			CLASS OF WORKER RECODE 1
		0	NIU
		1	PRIVATE
		2	GOVERNMENT
		3	SELF-EMPLOYED
		4	WITHOUT PAY
		5	NEVER WORKED
FILL17	1	315	A
			FILLER
RWEMIND	2	316	A
			MAJOR INDUSTRY RECODE 3 (LONGEST JOB)
			SEE APPENDIX A3
		00	NIU
		01	AGRICULTURE, FORESTRY, AND FISHERIES
		02	MINING
		03	CONSTRUCTION
		04	DURABLE GOODS
		05	NONDURABLE GOODS
		06	TRANSPORT, COMMUNICATIONS, AND OTHER PUBLIC UTILITIES
		07	WHOLESALE TRADE
		08	RETAIL TRADE
		09	FINANCE, INSURANCE, AND REAL ESTATE
		10	BUSINESS AND REPAIR SERVICES
		11	PERSONAL SERVICES, INCLUDING PRIVATE HOUSEHOLDS
		12	ENTERTAINMENT AND RECREATION SERVICE
		13	PROFESSIONAL AND RELATED SERVICES
		14	PUBLIC ADMINISTRATION
		15	NEVER WORKED
RPOCCU2	2	318	A
			DETAILED OCCUPATION RECODE 3 (LONGEST JOB)
		00	NIU
		01	ADMINISTRATORS, AND PUBLIC ADMIN- ISTRATION OFFICIALS
		02	MANAGERS AND ADMINISTRATORS, EXCEPT PUBLIC ADMINISTRATION
		03	SALARIED

RECORD P.

NAME	SIZE/ SCALE	BEGIN	DATA TYPE
		04	SELF-EMPLOYED
		05	MANAGEMENT RELATED OCCUPATIONS
		06	ACCOUNTANTS AND AUDITORS
		07	ENGINEERS, ARCHITECTS, AND SURVEYORS
		08	ENGINEERS
		09	NATURAL SCIENTISTS AND MATHEMATICIANS
		10	COMPUTER SYSTEMS ANALYSTS AND SCIENTISTS
		11	HEALTH DIAGNOSING OCCUPATIONS
		12	PHYSICIANS AND DENTISTS
		13	HEALTH ASSESSMENT AND TREATING OCCUPATIONS
		14	TEACHERS, LIBRARIANS, AND COUNSELORS
		15	TEACHERS, EXCEPT POSTSECONDARY
		16	OTHER PROFESSIONAL SPECIALTY OCCUPATIONS
		17	HEALTH TECHNOLOGISTS AND TECHNICIANS
		18	ENGINEERING AND SCIENCE TECHNICIANS
		19	TECHNICIANS, EXCEPT HEALTH, ENGINEERING, AND SCIENCE
		20	SUPERVISORS AND PROPRIETORS, SALES OCCUPATIONS
		21	SALES REPRESENTATIVES, COMMODITIES AND FINANCE
		22	OTHER SALES OCCUPATIONS
		23	COMPUTER EQUIPMENT OPERATORS
		24	SECRETARIES', STENOGRAPHERS, AND TYPISTS
		25	FINANCIAL RECORDS PROFESSING OCCUPATIONS
		26	OTHER ADMINISTRATIVE SUPPORT OCCUPATIONS, INCLUDING CLERICAL
		27	PRIVATE HOUSEHOLD SERVICE OCCUPATIONS
		28	PROTECTIVE SERVICE OCCUPATIONS
		29	FOOD SERVICE OCCUPATIONS
		30	HEALTH SERVICE OCCUPATIONS
		31	CLEANING AND BUILDING SERVICE OCCUPATIONS
		32	PERSONAL SERVICE OCCUPATIONS
		33	FARM OPERATORS AND MANAGERS
		34	FARM OCCUPATIONS, EXCEPT MANAGERIAL
		35	RELATED AGRICULTURAL OCCUPATIONS
		36	FORESTRY AND FISHING OCCUPATIONS
		37	MECHANICS AND REPAIRERS
		38	CONSTRUCTION TRADES AND EXTRACTIVE OCCUPATIONS
		39	CARPENTERS
		40	SUPERVISORS, PRODUCTION OCCUPATIONS
		41	PRECISION METAL WORKING OCCUPATIONS
		42	OTHER PRECISION PRODUCTION OCCUPATIONS
		43	MACHINE OPERATORS AND TENDERS, EXCEPT PRECISION
		44	FABRICATORS, ASSEMBLERS, AND HAND WORKING OCCUPATIONS
		45	PRODUCTION INSPECTORS, TESTERS, SAMPLERS, AND WEIGHERS
		46	TRANSPORTATION OCCUPATIONS
		47	MATERIAL MOVING EQUIPMENT OPERATORS
		48	CONSTRUCTION LABORERS
		49	FREIGHT, STOCK, AND MATERIAL HANDLERS
		50	OTHER SPECIFIED HANDLERS, EQUIPMENT CLEANERS AND HELPERS
		51	LABORERS, EXCEPT CONSTRUCTION
		52	ARMED FORCES, CURRENTLY CIVILIAN
		53	NO PREVIOUS WORK EXPERIENCE

RWEMOCG

2

320

A

MAJOR OCCUPATION RECODE 4
(LONGEST JOB)
SEE APPENDIX B3

RECORD P

NAME	SIZE/ SCALE	BEGIN	DATA TYPE
		00	NIU
		01	EXECUTIVE, ADMINISTRATIVE, AND MANAGERIAL OCCUPATIONS
		02	PROFESSIONAL SPECIALTY OCCUPATIONS
		03	TECHNICIANS AND RELATED SUPPORT OCCUPATIONS
		04	SALES OCCUPATIONS
		05	ADMINISTRATIVE SUPPORT OCCUPATIONS, INCLUDING CLERICAL
		06	PRIVATE HOUSEHOLD SERVICE OCCUPATIONS
		07	PROTECTIVE SERVICE OCCUPATIONS
		08	SERVICE OCCUPATIONS, EXCEPT HOUSE- HOLD AND PROTECTIVE
		09	FARMING, FORESTRY, AND FISHING OCCUPATIONS
		10	PRECISION PRODUCTION, CRAFT, AND REPAIR OCCUPATIONS
		11	MACHINE OPERATORS, ASSEMBLERS, AND INSPECTORS
		12	TRANSPORTATION AND MATERIAL MOVING OCCUPATIONS
		13	HANDLERS, EQUIPMENT CLEANERS, HELPERS AND LABORERS
		14	ARMED FORCES, CURRENTLY CIVILIAN
		15	NEVER WORKED
RWEIND	2	322	A
			DETAILED INDUSTRY RECODE 4 (LONGEST JOB)
		00	NIU
		01	AGRICULTURE
		02	MINING
		03	CONSTRUCTION
		04	LUMBER AND WOOD PRODUCTS, EXCEPT FURNITURE
		05	FURNITURE AND FIXTURES
		06	STONE, CLAY, GLASS, AND CONCRETE PRODUCTS
		07	PRIMARY METALS
		08	FABRICATED METALS
		09	NOT SPECIFIED METAL INDUSTRIES
		10	MACHINERY, EXC. ELECT.
		11	ELECTRICAL MACHINERY, EQUIPMENT, AND SUPPLIES
		12	MOTOR VEHICLES AND EQUIPMENT
		13	AIRCRAFT AND PARTS
		14	OTHER TRANSPORTATION EQUIPMENT
		15	PROFESSIONAL AND PHOTOGRAPHIC EQUIP- MENT, AND WATCHES
		16	TOYS, AMUSEMENTS, AND SPORTING GOODS
		17	MISCELLANEOUS AND NOT SPECIFIED MANUFACTURING INDUSTRIES
		18	FOOD AND KINDRED PRODUCTS
		19	TOBACCO MANUFACTURES
		20	TEXTILE MILL PRODUCTS
		21	APPAREL AND OTHER FINISHED TEXTILE PRODUCTS
		22	PAPER AND ALLIED PRODUCTS
		23	PRINTING, PUBLISHING AND ALLIED INDUSTRIES
		24	CHEMICALS AND ALLIED PRODUCTS
		25	PETROLEUM AND COAL PRODUCTS
		26	RUBBER AND MISCELLANEOUS PLASTIC PRODUCTS
		27	LEATHER AND LEATHER PRODUCTS
		28	TRANSPORTATION
		29	COMMUNICATIONS

RECORD P

NAME	SIZE/ SCALE	BEGIN	DATA TYPE
		30	UTILITIES AND SANITARY SERVICES
		31	WHOLESALE TRADE
		32	RETAIL TRADE
		33	BANKING AND OTHER FINANCE
		34	INSURANCE AND REAL ESTATE
		35	PRIVATE HOUSEHOLD SERVICES
		36	BUSINESS SERVICES
		37	REPAIR SERVICES
		38	PERSONAL SERVICES, EXCEPT PRIVATE HOUSEHOLD
		39	ENTERTAINMENT AND RECREATION SERVICES
		40	HOSPITALS
		41	HEALTH SERVICES, EXCEPT HOSPITALS
		42	EDUCATIONAL SERVICES
		43	SOCIAL SERVICES
		44	OTHER PROFESSIONAL SERVICES
		45	FORESTRY AND FISHERIES
		46	PUBLIC ADMINISTRATION
		47	NEVER WORKED
RPINCOM	2	324	A PERSON'S INCOME RECODE
		00	NIU
		01	NONE
		02	LOSS
		03	\$1 TO \$999
		04	\$1,000 TO \$1,999
		05	\$2,000 TO \$2,499
		06	\$2,500 TO \$2,999
		07	\$3,000 TO \$3,499
		08	\$3,500 TO \$3,999
		09	\$4,000 TO \$4,999
		10	\$5,000 TO \$5,999
		11	\$6,000 TO \$6,999
		12	\$7,000 TO \$7,499
		13	\$7,500 TO \$7,999
		14	\$8,000 TO \$8,499
		15	\$8,500 TO \$8,999
		16	\$9,000 TO \$9,999
		17	\$10,000 TO \$12,499
		18	\$12,500 TO \$14,999
		19	\$15,000 TO \$17,499
		20	\$17,500 TO \$19,999
		21	\$20,000 TO \$24,999
		22	\$25,000 TO \$29,999
		23	\$30,000 TO \$34,999
		24	\$35,000 TO \$39,999
		25	\$40,000 TO \$49,999
		26	\$50,000 TO \$59,999
		27	\$60,000 TO \$74,999
		28	\$75,000 AND OVER
RPSINC1	2	326	A SOURCE OF INCOME RECODE
		00	NIU
		01	WAGE OR SALARY ONLY
		02	NONFARM ONLY
		03	FARM ONLY
		04	NONFARM AND FARM
		05	WAGE OR SALARY AND NONFARM SELF- EMPLOYMENT INCOME ONLY
		06	WAGE OR SALARY AND FARM SELF- EMPLOYMENT INCOME ONLY
		07	WAGE OR SALARY, NONFARM AND FARM ONLY
		08	WAGE OR SALARY AND PROPERTY INC ONLY
		09	WAGE OR SALARY AND OTHER INCOME
		10	NONFARM INC , PROPERTY INC ONLY

RECORD P

NAME	SIZE/ SCALE	BEGIN	DATA TYPE
		11	NONFARM SE INCOME AND OTHER INCOME
		12	FARM INC, PROPERTY INC ONLY
		13	FARM SE INCOME AND OTHER INCOME
		14	WAGE/SALARY, NONFARM, PROPERTY INCOME
		15	WAGE/SALARY, NONFARM, OTHER INCOME
		16	WAGE/SALARY, FARM, PROPERTY INCOME
		17	WAGE/SALARY, FARM SE AND OTHER INCOME
		18	OTHER COMBINATIONS
		19	SOCIAL SECURITY
		20	PUBLIC ASSISTANCE INCOME ONLY
		21	PENSION INCOME ONLY
		22	PENSION AND PROPERTY INCOME ONLY
		23	SOCIAL SECURITY AND PUBLIC ASSISTANCE
		24	SOCIAL SECURITY AND PROPERTY INCOME
		25	SOCIAL SECURITY AND PENSION INCOME ON
		26	SOCIAL SECURITY, PENSIONS, : PROPERTY
		27	ALL OTHER COMBINATIONS
		28	NO INCOME
RGEMOB	1	328	A
			MIGRATION - RESIDENCE 1983 TO 1984
		1	NONMOVER
		2	DIFFERENT HOUSE SAME COUNTY
		3	DIFFERENT COUNTY, SAME STATE, SMSA
		4	DIFFERENT COUNTY, SAME STATE,
			DIFFERENT SMSA
		5	DIFF COUNTY, DIF STATE, CONTIGUOUS
		6	DIFF COUNTY, DIF STATE, NONCONTIGUOUS
		7	MOVERS FROM ABROAD
		8	NOT IN MIGRATION SAMPLE
		9	MOVED WITHIN SAME STATE, DIFF. CNTY.
RMIGREG	1	329	A
			REGION OF RESIDENCE IN 1983 - MIGRATION
		1	NORTHEAST
		2	NORTH CENTRAL
		3	SOUTH
		4	WEST
		5	ABROAD
		6	NOT IN MIGRATION SAMPLE
RUACPLDS	1	330	A
			SMSA RESIDENCE IN 1983 RECODE
		0	NIU, NONMOVER
		1	CENTRAL CITY
		2	SMSA BALANCE
		3	NON SMSA
		4	NOT IDENTIFIABLE
PPRECTYP	1	331	A
			PERSON RECORD TYPE
		3	PERSON RECORD
LINENO	2	332	A
			LINE NUMBER
PARENT	1	334	A
			PARENT PRESENT
		0	YES, PARENT
		1	NO PARENT

RECORD P

NAME	SIZE/ SCALE	BEGIN	DATA TYPE
SPOUSE	1	335	A
		0	SPOUSE PRESENT
		1	YES, SPOUSE
			NO SPOUSE
FILL18	1	336	A
			FILLER
MIGSTATE	2	337	A
			STATE RESIDENCE IN 1983 CODE
		11	MAINE
		12	NEW HAMPSHIRE
		13	VERMONT
		14	MASSACHUSETTS
		15	RHODE ISLAND
		16	CONNECTICUT
		21	NEW YORK
		22	NEW JERSEY
		23	PENNSYLVANIA
		31	OHIO
		32	INDIANA
		33	ILLINOIS
		34	MICHIGAN
		35	WISCONSIN
		41	MINNESOTA
		42	IOWA
		43	MISSOURI
		44	NORTH DAKOTA
		45	SOUTH DAKOTA
		46	NEBRASKA
		47	KANSAS
		51	DELAWARE
		52	MARYLAND
		53	DISTRICT OF COLUMBIA
		54	VIRGINIA
		55	WEST VIRGINIA
		56	NORTH CAROLINA
		57	SOUTH CAROLINA
		58	GEORGIA
		59	FLORIDA
		61	KENTUCKY
		62	TENNESSEE
		63	ALABAMA
		64	MISSISSIPPI
		71	ARKANSAS
		72	LOUISIANA
		73	OKLAHOMA
		74	TEXAS
		81	MONTANA
		82	IDAHO
		83	WYOMING
		84	COLORADO
		85	NEW MEXICO
		86	ARIZONA
		87	UTAH
		88	NEVADA
		91	WASHINGTON
		92	OREGON
		93	CALIFORNIA
		94	ALASKA
		95	HAWAII
		98	OVERSEAS
MIGSAME	1	339	A
			LIVING IN SAME HOUSE MARCH 1983

RECORD P

NAME	SIZE/ SCALE	BEGIN	DATA TYPE
		0	NIU
		1	YES
		2	NO
UACPLREC	1	340	A
			SMSA RESIDENCE MARCH 1983
		0	NIU, NONMOVER
		1	SMSA
		2	NON SMSA
		3	NOT IDENTIFIABLE
MTR1REC	2	341	A
			RESIDENCE 1983 TO RESIDENCE 1984
		01	NONMOVER
		02	SMSA TO SMSA
		03	SMSA TO NON SMSA
		04	NON SMSA TO SMSA
		05	NON SMSA TO NON SMSA
		06	ABROAD TO SMSA
		07	ABROAD TO NON SMSA
		08	NIU (CHILDREN < 1 YR OLD)
		09	NOT IDENTIFIABLE
PENSPLAN	1	343	A
			EXISTENCE OF PENSION PLAN BY EMPLOYER
		0	NIU
		1	EMPLOYER HAS PENSION PLAN
		2	EMPLOYER DID NOT HAVE PENSION PLAN
INCLINPP	1	344	A
			INCLUDED IN PENSION PLAN AT WORK
		0	NIU
		1	YES
		2	NO
INCLINGH	1	345	A
			INCLUDED IN EMPLOYER GROUP HEALTH PLAN
		0	NIU
		1	YES
		2	NO
PAIDGH	1	346	A
			EMPLOYER HELPED PAY FOR GROUP HEALTH PLAN
		0	NIU
		1	EMPLOYER PAID FOR ALL OF GROUP HEALTH PLAN
		2	EMPLOYER PAID FOR PART OF GROUP HEALTH PLAN
		3	EMPLOYER DID NOT PAY FOR GROUP HEALTH PLAN
WHOELSGH	1	347	A
			OTHER PERSONS COVERED BY GROUP HEALTH PLAN
		0	NIU
		1	SPOUSE ALSO COVERED
		2	CHILD(REN) ALSO COVERED
		3	SPOUSE AND CHILD(REN) ALSO COVERED

RECORD P

NAME	SIZE/ SCALE	BEGIN	DATA TYPE
		4	NO ONE ELSE COVERED
		5	OTHER COMBINATION OF PERSONS ALSO COVERED
COVERGH	1	348	A
			COVERED BY GROUP HEALTH (EDITED) NOTE: INCLUDES PERSONS WHO ARE NOT ENROLLED IN GROUP HEALTH, BUT ARE COVERED BY ANOTHER HOUSEHOLD MEMBER'S POLICY.
		1	YES
		2	NO
HAVEMDCR	1	349	A
			COVERED BY MEDICARE
		0	NIU
		1	YES
		2	NO
COVMEDCR	1	350	A
			COVERED BY MEDICARE (EDITED) NOTE: INCLUDES PERSONS WHO ARE NOT ENROLLED IN MEDICARE, BUT ARE COVERED BY ANOTHER HOUSEHOLD MEMBER'S POLICY.
		1	YES
		2	NO
HAVEMDCD	1	351	A
			COVERED BY MEDICAID
		0	NIU
		1	YES
		2	NO
COVMEDCD	1	352	A
			COVERED BY MEDICAID (EDITED) NOTE: INCLUDES PERSONS WHO ARE NOT ENROLLED IN MEDICAID, BUT ARE COVERED BY ANOTHER HOUSEHOLD MEMBER'S POLICY.
		1	YES
		2	NO
HAVECPYN	1	353	A
			COVERED BY CHAMPUS OR MILITARY HEALTH CARE
		0	NIU
		1	YES
		2	NO
COVERCP	1	354	A
			COVERED BY CHAMPUS OR MILITARY HEALTH CARE (EDITED) NOTE: INCLUDES PERSONS WHO ARE NOT ENROLLED IN CHAMPUS OR MILITARY HEALTH CARE, BUT ARE COVERED BY ANOTHER HOUSEHOLD MEMBER'S POLICY.
		1	YES
		2	NO

RECORD P

NAME	SIZE/ SCALE	BEGIN	DATA TYPE
HAVEHIYN	1	355	A
		0	OTHER HEALTH INSURANCE
		1	NIU
		2	YES
			NO
COVERHI	1	356	A
			COVERED BY OTHER HEALTH INSURANCE (EDITED)
			NOTE: INCLUDES PERSONS WHO ARE NOT ENROLLED IN OTHER HEALTH INSURANCE, BUT ARE COVERED BY ANOTHER HOUSEHOLD MEMBER'S POLICY.
		1	YES
		2	NO
WHOELSHI	1	357	A
			OTHER PERSONS COVERED BY HEALTH INSURANCE
		0	NIU
		1	SPOUSE ALSO COVERED
		2	CHILD(REN) ALSO COVERED
		3	SPOUSE AND CHILD(REN) ALSO COVERED
		4	NO ONE ELSE COVERED
		5	OTHER COMBINATION ALSO COVERED
PARENTLN	2	358	A
			PARENT LINE NUMBER
		00	NIU
		01	01-42 LINE NUMBER OF PARENT
FILL19	1	360	A
			FILLER
ELIGIBIL	1	361	A
			ROTATION GROUPS ELIGIBILITY
			ITEMS HRSWORK THRU BAEARNWK WERE ASKED IN TWO ROTATION GROUPS, 1 AND 5
		0	NOT ELIGIBLE
		1	ELIGIBLE (ROTATION GROUP 1 OR 5)
HRSWORK	2	362	N
			USUAL HOURS WORKED PER WEEK
		00	NOT CODED
			1-99 USUAL HOURS WORKED PER WEEK
PAIDHOUR	1	364	A
			PAID HOURLY
		0	NOT CODED
		1	YES
		2	NO
EARNHOUR	4/-2	365	N
			HOURLY EARNINGS
		0000	NOT CODED
			0001-9999 HOURLY EARNINGS
EARNWEEK	3	369	N
			EARN WEEKLY BEFORE DEDUCTIONS

RECORD P

NAME	SIZE/ SCALE	BEGIN	DATA TYPE
			0 NOT CODED 001-999 USUAL WEEKLY EARNINGS
BEARNWGT	11/-2	372	N EARNINGS WEIGHT (UNIVERSE SAME AS ELIGIBLE = 1 IN ELIGIBIL) (TWO IMPLIED DECIMALS)
BAHRSWOK	1	383	A ALLOCATION FLAGS ITEMS BAHRSWOK THRU BAEARNWK ARE ALLOCATION FLAGS FOR THE CORRESPONDING ITEMS 0 NOT ALLOCATED 1 ALLOCATED
BAPAIHR	1	384	A ALLOCATION FLAG
BAEARNHR	1	385	A ALLOCATION FLAG
BAEARNWK	1	386	A ALLOCATION FLAG
LUMEMBER	1	387	A LABOR UNION MEMBER 0 NOT CODED (NC) 1 YES 2 NO
LABORUN	1	388	A LABOR UNION COVERAGE 0 NOT CODED (NC) 1 YES 2 NO
SPOUSELN	2	389	A SPOUSE LINE NUMBER 00 NIU 01 LINE NUMBER RANGE 01-42

GLOSSARY

CURRENT POPULATION SURVEY, MARCH 1984

Geographic Concepts

Geographic Division. An area composed of contiguous States, with Alaska and Hawaii also included in one of the divisions. (A State is one of the 51 major political units in the United States.) The nine geographic divisions have been largely unchanged for the presentation of summary statistics since the 1910 census.

Regions. There are four regions: Northeast, Midwest (formerly North Central),^{1/} West, and South. States and divisions within regions are presented below.

NORTHEAST REGION

New England Division

Connecticut
Maine
Massachusetts
New Hampshire
Rhode Island
Vermont

Middle Atlantic Division

New Jersey
New York
Pennsylvania

MIDWEST REGION

East North Central Division

Illinois
Indiana
Michigan
Ohio
Wisconsin

West North Central Division

Iowa
Kansas
Minnesota
Missouri
Nebraska
North Dakota
South Dakota

WEST REGION

Mountain Division

Arizona
Colorado
Idaho
Montana
Nevada
Utah
Wyoming

Pacific Division

Alaska
California
Hawaii
Oregon
Washington

^{1/} The Midwest Region was designated as the North Central Region until June 1984.

SOUTH REGION

East South Central Division

Alabama
Kentucky
Mississippi
Tennessee

West South Central Division

Arkansas
Louisiana
Oklahoma
Texas

South Atlantic Division

Delaware
District of Columbia
Florida
Georgia
Maryland
North Carolina
South Carolina
Virginia
West Virginia

GLOSSARY

CURRENT POPULATION SURVEY, March 1984

Subject Concepts

Age. Age classification is based on the age of the person at his/her last birthday. The adult universe (i.e., population of marriageable age) is comprised of persons 15 years old and over for March supplement data and 14 years and over for CPS labor force data. Prior to 1980, the adult universe was 14 years old and over for March supplement data.

Annuities. (See Income.)

Armed Forces. Armed Forces members enumerated in off-base housing or on base with their families are included on the CPS data file in March. Only supplemental data on income are included for Armed Forces members.

Base Weight. The constant weight assigned to the sample (inverse of the sampling fraction) which is adjusted to produce the final weight.

Civilian Labor Force. (See Labor Force.)

Class of Worker. This refers to the broad classification of the person's employer. On the March file, these broad classifications for current jobs are private, government, self-employed, without pay, and never worked. Private and government workers are considered "wage and salary workers;" this classification scheme includes self-employed, incorporated persons in with "private" workers. For the longest job held last year, this class of worker scheme includes private; government by level--Federal, State, and local; self-employed incorporated farm/nonfarm; and without pay. The wage and salary category for longest job held includes private, government (all levels), and self-employed, incorporated.

Dividends. (See Income.)

Duration of Unemployment. Duration of unemployment represents the length of time (through the current survey week) during which persons classified as unemployed are continuously looking for work. For persons on layoff, duration of unemployment represents the number of full weeks since the termination of their most recent employment. A period of two weeks or more during which a person is employed or ceased looking for work is considered to break the continuity of the present period of seeking work. Average duration is an arithmetic mean computed from a distribution by single weeks of unemployment.

Earners, Number of. The file includes all persons 15 years old and over in the household with \$1 or more in wages and salaries, or \$1 or more of a loss in net income from farm or nonfarm self-employment during the preceding year.

Earnings Weight. Each person record allows for an earnings weight for current earnings.

Education. (See Years of School Completed.)

Employed. (See Labor Force.)

Energy Assistance Program. The Low-Income Energy Assistance Program provides financial assistance to qualified households to help them pay heating costs. The program is funded by the Federal government and administered by the States under broad guidelines. In some States a household may automatically be eligible for this program if the household receives (1) Aid to Families with Dependent Children, (2) Food Stamps, (3) Supplemental Security Income (SSI), and (4) certain Veterans' benefits.

The energy assistance questions were asked for the first time in 1982. Questions asked in the March 1984 survey included (1) reciplency since October 1, 1983, (2) total amount received during the reference period, (3) the principal type of heating fuel used by the household, and (4) if the household was without heat because of inability to pay the heating fuel bill.

ESR (Employment Status Recode). This classification is available for each civilian 14 years old and over according to his/her responses to the monthly (basic) labor force items in March.

Family. A family is a group of two persons or more (one of whom is the householder) residing together and related by birth, marriage, or adoption. All such persons (including related subfamily members) are considered as members of one family. Beginning with the 1980 CPS, unrelated subfamilies (referred to in the past as secondary families) are no longer included in the count of families, nor are the members of unrelated subfamilies included in the count of family members.

Family Household. A family household is a household maintained by a family (as defined above), and may include among the household members any unrelated persons (unrelated subfamily members and/or secondary individuals) who may be residing there. The number of family households is equal to the number of families. The count of family household members differs from the count of family members, however, in that the family household members include all persons living in the household, whereas family members include only the householder and his/her relatives. (See the definition of Family).

Family Weight. The weight on the family record is the March supplement weight of the householder or reference person.

Farm Self-Employment Net Income. The term is defined as net money income (gross receipts minus operating expenses) from the operation of a farm by a person on his own account, as an owner, as a renter, or as a sharecropper. Gross receipts include the value of all products sold, government crop loans, money received from the rental of farm equipment to others, and incidental receipts from the sale of wood, sand, gravel, etc.

Operating expenses include cost of feed, fertilizer, seed, and other farming supplies, cash wages paid to farm hands, depreciation charges, cash rent, interest on farm mortgages, farm building repairs, farm taxes (not State and Federal income taxes), etc. The value of fuel, food, or other farm products used for household living is not included as part of net income. Inventory

changes are considered in determining net income only when they are accounted for in replies based on income tax returns or other official records which reflect inventory changes.

Final Weight. Used in tabulating monthly labor force items. This weight should not be used when tabulating March supplement data.

Food Stamps. The Food Stamp Act of 1977 was enacted for the purpose of increasing the food purchasing power of eligible households through the use of coupons to purchase food. The Food and Nutrition Service of the U.S. Department of Agriculture (USDA) administers the Food Stamp Program through State and local welfare offices. The Food Stamp Program is the major national income support program which provides benefits to all low-income and low-resource households regardless of household characteristics (e.g., sex, age, disability, etc.). The questions on participation in the Food Stamp Program in the March 1984 CPS were designed to identify households in which one or more of the current members received food stamps during 1983. Once a food stamp household was identified, a question was asked to determine the number of current household members covered by food stamps during 1983. Questions were also asked about the number of months food stamps were received during 1983 and the total face value of all food stamps received during that period.

Full-Time Worker. Persons on full-time schedules include persons working 35 hours or more, persons who worked 1-34 hours for noneconomic reasons (e.g., illness) and usually work full-time, and persons "with a job but not at work" who usually work full-time.

Group Health Insurance Coverage. Civilian persons 15 years old and over who worked in 1983 and who participated in group health insurance plans provided by the employer or union were asked whether part or all of the health insurance premiums were paid for by the union or employer and the extent of persons covered.

Additional questions were asked to determine if sample persons were covered by any other type of health insurance plan. These items are intended to measure retirees covered by continuing employer provided coverage and persons who purchased coverage on their own.

Group Quarters. Group quarters are noninstitutional living arrangements for groups not living in conventional housing units or groups living in housing units containing nine or more persons unrelated to the person in charge.

Head Versus Householder. Beginning with the March 1980 CPS, the Bureau of the Census discontinued the use of the terms "head of household" and "head of family." Instead, the terms "householder" and "family householder" are used.

Highest Grade of School Attended. (See Years of School Completed.)

Hours of Work. Hours of work statistics relate to the actual number of hours worked during the survey week. For example, a person who normally works 40 hours a week but who is off on the Veterans Day holiday is reported as working 32 hours even though he is paid for the holiday.

For persons working in more than one job, the figures related to the number of hours worked in all jobs during the week. However, all the hours are credited to the major job.

Household. A household consists of all the persons who occupy a house, an apartment, or other group of rooms, or a room, which constitutes a housing unit. A group of rooms or a single room is regarded as a housing unit when it is occupied as separate living quarters; that is, when the occupants do not live and eat with any other person in the structure, and when there is direct access from the outside or through a common hall. The count of households excludes persons living in group quarters, such as rooming houses, military barracks, and institutions. Inmates of institutions (mental hospitals, rest homes, correctional institutions, etc.) are not included in the survey.

Household Weight. Household weight is the March Supplement weight of the householder.

Householder. The householder refers to the person (or one of the persons) in whose name the housing unit is owned or rented (maintained) or, if there is no such person, any adult member, excluding roomers, boarders, or paid employees. If the house is owned or rented jointly by a married couple, the householder may be either the husband or the wife. The person designated as the householder is the "reference person" to whom the relationship of all other household members, if any, is recorded.

Householder With No Other Relatives in Household. A householder who has no relatives living in the household. This is the entry for a person living alone. Another example is the designated householder of an apartment shared by two or more unrelated individuals.

Householder With Other Relatives (Including Spouse) in Household. The person designated as householder if he/she has one or more relatives (including spouse) living in the household.

Husband in Armed Forces. When a woman is reported as married but her husband is not enumerated as a member of the same household, an additional question is asked to determine whether her husband is in the Armed Forces. This additional probe is unique to the March CPS only. Women who are reported as separated are not asked the additional question.

Income. For each person in the sample who is 15 years old and over, questions are asked on the amount of money income received in the preceding calendar year from each of the following sources: (1) money wages or salary; (2) net income from nonfarm self-employment; (3) net income from farm self-employment; (4) Social Security or railroad retirement; (5) Supplemental Security income; (6) public assistance or welfare payments; (7) interest (on savings or bonds); (8) dividends, income from estates or trusts, or net rental income; (9) veterans' payment or unemployment and workmen's compensation; (10) private pensions or government employee pensions; (11) alimony or child support, regular contributions from persons not living in the household, and other periodic income.

Although income statistics refer to receipts during the preceding year, the characteristics of the person such as age, labor force status, etc., and the composition of households refer to the time of the survey. The income of the household does not include amounts received by persons who are members of the household during all or part of the income year if these persons no longer resided with the household at the time of enumeration. On the other hand, household income includes amounts reported by persons who did not reside with the household during the income year but who were members of the household at the time of enumeration.

Data on consumer income collected in the CPS by the Bureau of the Census cover money income received (exclusive of certain money receipts such as capital gains) before payments for personal income taxes, Social Security, union dues, Medicare deductions, etc. Also, money income does not reflect the fact that some households receive part of their income in the form of nonmoney transfers such as food stamps, health benefits, subsidized housing, and energy assistance; that many farm households receive nonmoney income in the form of rent free housing and goods produced and consumed on the farm; or that nonmoney income is received by some nonfarm residents that often takes the form of the use of business transportation and facilities, or full or partial contributions for retirement programs, medical and educational expenses, etc. These elements should be considered when comparing income levels. Moreover, readers should be aware that for many different reasons there is a tendency in household surveys for respondents to under report their income. From an analysis of independently derived income estimates, it has been determined that wages and salaries tend to be much better reported than such income types as public assistance, Social Security, and net income from interest, dividends, rents, etc.

Income Sources - Wages and Salary. Money wages or salary is defined as total money earnings received for work performed as an employee during the income year. It includes wages, salary, Armed Forces pay, commissions, tips, piece-rate payments, and cash bonuses earned, before deductions are made for taxes, bonds, pensions, union dues, etc. Earnings for self-employed incorporated businesses are considered wage and salary.

Income Sources - Nonfarm Self-Employment. Net income from nonfarm self-employment is net money income (gross receipts minus expenses) from one's own business, professional enterprise, or partnership. Gross receipts include the value of all goods sold and services rendered. Expenses include costs of goods purchased, rent, heat, light, power, depreciation charges, wages and salaries paid, business taxes (not personal income taxes), etc. In general, inventory changes are considered in determining net income since replies based on income tax returns or other official records do reflect inventory changes. However, when values of inventory changes are not reported, net income figures exclusive of inventory changes are accepted. The value of saleable merchandise consumed by the proprietors of retail stores is not included as part of net income.

Income Sources - Farm Self-Employment. Net income from farm self-employment is net money income (gross receipts minus operating expenses) from the operation of a farm by a person on his own account, as an owner, as a renter, or as a sharecropper. Gross receipts include the value of all products sold, government crop loans, money received from the rental of farm equipment to others, and incidental receipts from the sale of wood, sand, gravel, etc.

Operating expenses include cost of feed, fertilizer, seed, and other farming supplies, cash wages paid to farm hands, depreciation charges, cash rent, interest on farm mortgages, farm building repairs, farm taxes (not State and Federal income taxes), etc. The value of fuel, food, or other farm products used for family living is not included as part of net income. In general, inventory changes are considered in determining net income only when they are accounted for in replies based on income tax returns or other official records which reflect inventory changes; otherwise, inventory changes are not taken into account.

Income Sources - Social Security. Social Security includes Social Security pensions and survivors' benefits, and permanent disability insurance payments made by the Social Security Administration prior to deductions for medical insurance and railroad retirement insurance checks from the U.S. Government. "Medicare" reimbursements are not included.

Income Sources - Supplemental Security Income. Supplemental Security Income includes payments made by Federal, State, and local welfare agencies to low income persons who are (1) aged (65 years old and over), (2) blind, or (3) disabled.

Income Sources - Public Assistance. Public assistance or welfare payments include public assistance payments such as aid to families with dependent children and general assistance.

Income Sources - Interest and Dividends. Interest, dividends, income from estates or trusts, net rental income or royalties include dividends from stockholdings or membership in associations, interest on savings or bonds, periodic receipts from estates or trust funds, net income from rental of a house, store, or other property to others, receipts from boarders or lodgers, and net royalties.

Income Sources - Unemployment Compensation, Worker's Compensation, and Veterans' Payments. Unemployment compensation, veterans' payments, or worker's compensation includes: (1) unemployment compensation received from government unemployment insurance agencies or private companies during periods of unemployment and any strike benefits received from union funds; (2) money paid periodically by the Veterans Administration to disabled members of the Armed Forces or to survivors of deceased veterans, subsistence allowances paid to veterans for education and on-the-job training, as well as so-called "refunds" paid to ex-servicemen as GI insurance premiums; and (3) worker's compensation received periodically from public or private insurance companies for injuries incurred at work. The cost of this insurance must have been paid by the employer and not by the person.

Income Sources - Private and Government Pensions and Annuities. Many employers and unions have established pension programs for their employees so that upon retirement the employee will receive regular income to replace his/her earnings. Many of these programs also provide income to the employee if he/she becomes severely disabled, or to his/her survivors if the employee dies. Other types of retirement income include annuities and paid up life insurance policies. Some people purchase annuities which yield a set amount over a certain number of years. Other people may convert their paid up life insurance policy into an annuity after they retire.

Income Sources - Alimony and Child Support. Alimony is money received periodically from a former spouse following a divorce or separation. Child support is money received from a former spouse for the support of their children following a divorce or legal separation. Money received from relatives or friends other than the former husband or wife is not considered as child support.

Receipts Not Counted As Income. Receipts from the following sources are not included as income: (1) Money received from the sale of property, such as stocks, bonds, a house, or a car (unless the person is engaged in the business of selling such property, in which case the net proceeds is counted as income from self-employment); (2) withdrawals of bank deposits; (3) money borrowed; (4) tax refunds; (5) gifts; and (6) lump-sum inheritances of insurance payments.

Industry, Occupation, and Class of Worker (I&O) - Current Job (basic data). For the employed, current job is the job held in the reference week (the week before the survey). Persons with two or more jobs are classified in the job at which they worked the most hours during the reference week. The unemployed are classified according to their latest full-time job lasting two or more weeks or by the job (either full-time or part-time). The I & O questions are also asked of persons not in the labor force who are in the fourth and eighth months in sample and who have worked in the last five years. The occupation/industry classification system for the 1980 Census of Population was used to code March CPS data beginning with the March 1983 file.

Industry, Occupation, and Class of Worker-Longest Job (supplement data). Longest job applies to the job held longest during the preceding year for persons who worked that year, without regard to their current employment status.

Subject	Character Position		
	Current or Most Recent Full-Time Job	Longest Job Last Year (Work Experience)	
Industry	3 digit detailed	P 49-51	P 151-153
	2-digit detailed (Recode)	P 52-53	P 322-323
	Major Group Recode	N/A	P 316-317
Occupation	3-digit detailed	P 56-58	P 154-156
	2-digit detailed (Recode)	P 54-55	P 318-319
	Major Group Recode	N/A	P 320-321
Class of Worker		P 59	P 314

Job Seekers. All unemployed persons who made specific efforts to find a job sometime during the 4-week period preceding the survey week.

Keeping House. Persons are classified as keeping house if they engage in own housework. This is one of the "not in labor force" classifications--employment status recode (ESR) = 4.

Labor Force. Persons are classified as in the labor force if they are employed, unemployed, or in the Armed Forces during the survey week. The "civilian labor force" includes all civilians classified as employed or unemployed. The file includes labor force data for civilians age 14 and over. However, the official definition of the civilian labor force is age 16 and over.

1. Employed. Employed persons comprise (1) all civilians who, during the survey week, do any work at all as paid employees or in their own business or profession, or on their own farm, or who work 15 hours or more as unpaid workers on a farm in a business operated by a member of the family; and (2) all those who have jobs but who are not working because of illness, bad weather, vacation, or labor-management dispute, or because they are taking time off for personal reasons, whether or not they are seeking other jobs. These persons would have an Employment Status Recode (ESR) of 1 or 2 respectively in character 12 of the person record which designates "at work" and "with a job, but not at work." Each employed person is counted only once. Those persons who held more than one job are counted in the job at which they worked the greatest number of hours during the survey week. If they worked an equal number of hours at more than one job, they are counted at the job they held the longest.
2. Unemployed. Unemployed persons are those civilians who, during the survey week, have no employment but are available for work, and (1) have engaged in any specific job seeking activity within the past 4 weeks such as registering at a public or private employment office, meeting with prospective employers, checking with friends or relatives, placing or answering advertisements, writing letters of application, or being on a union or professional register; (2) are waiting to be called back to a job from which they had been laid off; or (3) are waiting to report to a new wage or salary job within 30 days. These persons would have an ESR code of 3 in character 12 of the person record. The unemployed includes job leavers, job losers, new job entrants, and job reentrants.
 - a. Job Leavers. Persons who quit or otherwise terminate their employment voluntarily and immediately begin looking for work.
 - b. Job Losers. Persons whose employment ends involuntarily, who immediately begin looking for work, and those persons who are already on layoff.
 - c. New Job Entrants. Persons who never worked at a full-time job lasting two weeks or longer.
 - d. Job Reentrants. Persons who previously worked at a full-time job lasting two weeks or longer but are out of the labor force prior to beginning to look for work.
3. Not in Labor Force. All civilians 14 years old and over who are not classified as employed or unemployed. These persons are further classified as major activity: keeping house, going to school, unable to work because of long-term physical or mental illness, and other. The "other" group includes, for the most part, retired persons. Persons who report doing unpaid work in a family farm or business for less than 15 hours are also classified as not in the labor force.

For persons not in the labor force, data on previous work experience, intentions to seek work again, desire for a job at the time of interview, and reasons for not looking for work are asked only in those households that are in the fourth and eighth months of the sample, i.e., the "outgoing" groups, those which had been in the sample for three previous months and would not be in for the subsequent month.

These items are asked in question 24; see the questionnaire facsimile. Such persons have an ESR code of 4-7 in character 12 of the person record.

Finally, it should be noted that the unemployment rate represents the number of persons unemployed as a percent of the civilian labor force 16 years old and over. This measure can also be computed for groups within the labor force classified by sex, age, marital status, race, etc. The job loser, job leaver, reentrant, and new entrant rates are each calculated as a percent of the civilian labor force 16 years old and over; the sum of the rates for the four groups thus equals the total unemployment rate.

Layoff. A person who is unemployed but expects to be called back to a specific job. If he/she expects to be called back within 30 days, it is considered a temporary layoff; otherwise, it is an indefinite layoff.

Looking for Work. A person who is trying to get work or trying to establish a business or profession.

March Supplement Weight. The March supplement weight is on all person records and is used to produce "supplement" estimates; that is, income, work experience, migration, and family characteristic estimates.

Marital Status. The marital status classification identifies four major categories: single (never married), married, widowed, and divorced. These terms refer to the marital status at the time of enumeration.

The category "married" is further divided into "married, civilian spouse present," "married, Air Force spouse present," "married, spouse absent," "married, Air Force spouse absent," and "separated." A person is classified as "married, spouse present" if the husband or wife is reported as a member of the household even though he or she may be temporarily absent on business or on vacation, visiting, in a hospital, etc., at the time of the enumeration. Persons reported as "separated" included those with legal separations, those living apart with intentions of obtaining a divorce, and other persons permanently or temporarily estranged from their spouses because of marital discord.

For the purpose of this file, the group "other marital status" includes "widowed and divorced," "separated," and "other married, spouse absent."

Medicare. The Medicare Program is designed to provide medical care for the aged and disabled. The Basic Hospital Insurance Plan (Part A) is designed to provide basic protection against hospital costs and related post-hospital services. This plan also covers many persons under 65 years old who receive Social Security or railroad retirement benefits based on long-term disability. Part A is financed jointly by employers and employees through Social Security payroll deductions. Qualified persons 65 years old and over who are not otherwise

eligible for Part A benefits may pay premiums directly to obtain this coverage. The Medical Insurance Plan (Part B) is a voluntary plan which builds upon the hospital insurance protection provided by the basic plan. It provides insurance protection covering physicians' and surgeons' services and a variety of medical and other health services received either in hospitals or on an ambulatory basis. It is financed through monthly premium payments by each enrollee, and subsidized by Federal general revenue funds.

The Medicare question on the March 1984 CPS attempted to identify all persons 15 years old and over who were "covered" by Medicare at any time during 1983. The term "covered" means enrolled in the Medicare Program. In order to be counted, the person did not necessarily have to receive medical care paid for by Medicare.

Medicaid. The Medicaid Program is designed to provide medical assistance to needy families with dependent children, and to aged, blind, or permanently and totally disabled individuals whose incomes and resources are insufficient to meet the costs of necessary medical services. The program is administered by State agencies through grants from the Health Care Financing Administration of the Department of Health and Human Services. Funding for medical assistance payments consists of a combination of Federal, State, and in some cases, local funds.

Medicaid is a categorical program with complex eligibility rules which vary from State to State. There are two basic groups of eligible individuals: the categorically eligible and the medically needy. The major categorically eligible groups are all Aid to families with Dependent Children (AFDC) recipients and most Supplemental Security Income (SSI) recipients. Other categorically eligible groups are (1) those who meet basic State cash assistance eligibility rules--aged, blind, disabled, needy single parents with children, and, in some States, needy unemployed parents with children, but who are not currently receiving money payments; and (2) needy persons who meet categorical eligibility standards but are institutionalized for medical reasons (e.g., low-income elderly persons in nursing homes). However, such institutionalized persons are not included in the CPS universe and, therefore, are not reflected in these statistics.

In roughly one-half of the States, coverage is extended to the medically needy--persons meeting categorical age, sex, or disability criteria, whose money incomes and assets exceed eligibility levels for cash assistance but are not sufficient to meet the cost of medical care. In such States, qualifying income and asset levels are usually above those set for cash assistance. Families with large medical expenses relative to their incomes and assets may also meet medically needy eligibility standards in these States.

The Medicaid question on the March 1984 CPS attempted to identify all persons who were "covered" by Medicaid at any time during 1983. The term "covered" means enrolled in the Medicaid program, i.e., had a Medicaid medical assistance card, or incurred medical bills which were paid for by Medicaid. In order to be counted, the person did not have to receive medical care paid for by Medicaid.

After data collection and creation of an initial microdata file, further refinements were made to assign Medicaid coverage to children. In this procedure all children under 21 years old in families were assumed to be covered by Medicaid if either the householder or spouse reported being covered by

Medicaid (this procedure was required mainly because the Medicaid coverage question was asked only for persons 15 years old and over). All adult AFDC recipients and their children, and SSI recipients living in States which legally require Medicaid coverage of all SSI recipients, were also assigned coverage.

Mobility Status. The population of the United States, 15 years old and over, is classified according to mobility status on the basis of a comparison between the place of residence of each individual at the time of the March 1984 CPS and the place of residence in March 1983.

The information on mobility status is obtained from the responses to a series of inquiries. The first of three inquiries is: "Was...living in this house 1 year ago...?" If the answer was "No," the enumerator asked, "Where did...live on March 1, 1983?" In classification, three main categories distinguish nonmovers, movers, and persons abroad.

Nonmovers are all persons who are living in the same house at the end of the period as at the beginning of the period. Movers are all persons who are living in a different house at the end of the period than at the beginning of the period. Movers from abroad include all persons, either citizens or aliens, whose place of residence is outside the United States at the beginning of the period, that is, in an outlying area under the jurisdiction of the United States or in a foreign country.

Month-In-Sample. The term is defined as the number of times a unit is interviewed. Each unit is interviewed eight times during the life of the sample.

Never Worked. A person who has never held a full-time civilian job lasting two consecutive weeks or more.

Nonfamily Householder. A nonfamily householder (formerly called a primary individual) is a person maintaining a household while living alone or with nonrelatives only.

Nonfarm Self-employment Net Income. The term is defined as net money income (gross receipts minus expenses) from an individual's own business, professional enterprise, or partnership. Gross receipts include the value of all goods sold and services rendered. Expenses include costs of goods purchased, rent, heat, light, power, depreciation charges, wages and salaries paid, business taxes (not personal income taxes), etc. In general, inventory changes are considered in determining net income; replies based on income tax returns or other official records do reflect inventory changes; however, when values of inventory changes are not reported, net income figures exclusive of inventory changes are accepted. The value of saleable merchandise consumed by the proprietors of retail stores is not included as part of net income.

Nonworker. A person who does not do any work in the calendar year preceding the survey.

Nonrelative of Householder With No Own Relatives in Household. A nonrelative of the householder who has no relative(s) of his own in the household. This category includes such nonrelatives as a foster child, a ward, a lodger, a servant, or a hired hand, who has no relatives of his own living with him in the household.

Nonrelative of Householder With Own Relatives (Including Spouse) in Household. Any household member who is not related to the householder but has relatives of his own in the household; for example, a lodger, his spouse, and their son.

Other Relative of Householder. Any relative of the householder other than his spouse or child; for example, father, mother, grandson, daughter-in-law, etc.

Own Child. A child related by birth, marriage, or adoption to the family householder.

Part-Time, Economic Reasons. The item includes slack work, material shortages, repairs to plant or equipment, start or termination of job during the week, and inability to find full-time work. (See also Full-Time Worker.)

Part-Time Other Reasons. The item includes labor dispute, bad weather, own illness, vacation, demands of home housework, school, no desire for full-time work, and full-time worker only during peak season.

Part-Time Work. Persons who work between 1 and 34 hours are designated as working "part-time" in the current job held during the reference week. For the March supplement, a person is classified as having worked part-time during the preceding calendar year if he worked less than 35 hours per week in a majority of the weeks in which he worked during the year. Conversely, he is classified as having worked full-time if he worked 35 hours or more per week during a majority of the weeks in which he worked.

Part-Year Work. Part-year work is classified as less than 50 weeks' work.

Pension Plan. The pension plan question on the March 1984 CPS attempted to identify if pension plan coverage was available through an employer or union and if the employee was included. This information was collected for civilian persons 15 years old and over who worked during 1983.

Population Coverage. Population coverage includes the civilian population of the United States plus approximately 820,000 members of the Armed Forces in the United States living off post or with their families on post but excludes all other members of the Armed Forces. This file excludes inmates of institutions. The labor force and work experience data are not collected for Armed Forces members.

Poverty. In this file, families and unrelated individuals are classified as being above or below the poverty level using a poverty index adopted by a Federal Interagency Committee in 1969 and slightly modified in 1981.

The modified index provides a range of income cutoffs or "poverty thresholds" adjusted to take into account family size, number of children, and age of the family householder or unrelated individual; prior to 1981, adjustments were also made on the basis of farm-nonfarm residence and sex of the householder. The impact of these revisions on the poverty estimates is minimal at the national level. The poverty cutoffs are updated every year to reflect changes in the Consumer Price Index. The average poverty threshold for a family of four was \$10,178 in 1983. For a detailed explanation of the poverty definition, see Current Population Reports, Series P-60, No. 144 "Characteristics of the Population Below the Poverty Level: 1982."

Public Assistance. (See Income.)

Public or Other Subsidized Housing. Participation in public housing is determined by two factors: program eligibility and the availability of housing. Income standards for initial and continuing occupancy vary by local housing authority, although the limits are constrained by Federal guidelines. Rental charges, which, in turn, define net benefits, are set by a Federal statute not to exceed 30 percent of net monthly money income. A recipient unit can either be a family of two or more related persons or an individual who is handicapped, elderly, or displaced by urban renewal or natural disaster.

There are some programs through which housing assistance is provided to low-income families and individuals living in public or privately owned dwellings. Two of the more common types of programs in which Federal, State, and local funds are used to subsidize private sector housing are rent supplement and interest reduction plans. Under a rent supplement plan the difference between the "fair market" rent and the rent charged to the tenant is paid to the owner by a government agency. Under an interest reduction program the amount of interest paid on the mortgage by the owner is reduced so that subsequent savings can be passed along to low income tenants in the form of lower rent charges.

There were two questions dealing with public and low cost housing on the March 1984 CPS supplement questionnaire. The first question identifies residence in a housing unit owned by a public agency. The second question identifies beneficiaries who were not living in public housing projects, but who were paying lower rent due to a government subsidy. These questions differ from other questions covering noncash benefits in that they establish current reciprocity status in March 1984 rather than reciprocity status during 1983.

Race. The population is divided into three groups on the basis of race: White, Black, and Other races. The last category includes Indians, Japanese, Chinese, and any other race except White and Black. In most of the published tables, "Other Races" are shown in total population.

Receipts Not Counted as Income. Receipts from the following sources are not included as income: (1) money received from the sale of property, such as stocks, bonds, a house, or a car (unless the person was engaged in the business of selling such property, in which case the net proceeds would be counted as income from self-employment); (2) withdrawals of bank deposits; (3) money borrowed; (4) tax refunds; (5) gifts; and (6) lump-sum inheritances or insurance payments.

Reentrants. Persons who previously worked at a full-time job lasting two weeks or longer but who are out of the labor force prior to beginning to look for work.

Related Children. Related children in a family include own children and all other children in the household who are related to the householder by birth, marriage, or adoption. For each type of family unit identified in the CPS, the count of own children under 18 years old is limited to single (never married) children; however, "own children under 25" and "own children of any age," include all children regardless of marital status. The totals include never-married children living away from home in college dormitories.

Related Subfamily. A related subfamily is a married couple with or without children, or one parent with one or more own single (never married) children under 18 years old, living in a household and related to, but not including, the

householder or spouse. The most common example of a related subfamily is a young married couple sharing the home of the husband's or wife's parents. The number of related subfamilies, is not included in the number of families.

School. A person who spent most of his time during the survey week attending any kind of public or private school, including trade or vocational schools in which students receive no compensation in money or kind.

School Lunches. The National School Lunch Program is designed to assist States in providing a school lunch for all children at moderate cost. The National School Lunch Act of 1946 was further amended in 1970 to provide free and reduced-price school lunches for children of needy families. The program is administered by the Food and Nutrition Service of the U.S. Department of Agriculture (USDA) through State educational agencies or through regional USDA nutrition services for nonprofit private schools. The program is funded by a combination of Federal funds and matching State funds.

All students eating lunches prepared at participating schools pay less than the total cost of the lunches. Some students pay the "full established" price for lunch (which itself is subsidized) while others pay a "reduced" price for lunch, and still others receive a "free" lunch. Program regulations require students receiving free lunches to live in households with incomes below 125 percent of the official poverty level. Those students receiving a reduced-price school lunch (10 to 20 cents per meal) live in households with incomes between 125 percent and 195 percent of the official poverty level. The data in this file, however, do not distinguish between reciprocity of free and reduced-price school lunches.

The questions on the March 1984 CPS provide a very limited amount of data for the school lunch program. Questions concerning the school lunch program were designed to identify the number of members 5 to 18 years old in households who "usually" ate a hot lunch. This defined the universe of household members usually receiving this noncash benefit. This was followed by a question to identify the number of members receiving free or reduced price lunches.

Secondary Individual. A secondary individual is a person in a household or group quarters such as a guest, roomer, boarder, or resident employee (excluding nonfamily households and inmates of institutions) who is not related to any other person in the household or group quarters.

Self-Employed. Self-employed persons are those who work for profit or fees in their own business, profession or trade, or operate a farm.

Spanish Origin. Persons of Spanish origin in this file are determined on the basis of a question that asked for self-identification of the person's origin or descent. Respondents are asked to select their origin (or the origin of some other household member) from a "flash card" listing ethnic origins. Persons of Spanish origin, in particular, are those who indicated that their origin was Mexican-American, Chicano, Mexican, Mexicano, Puerto Rican, Cuban, Central or South American, or other Spanish.

Stretches of Unemployment. A continuous stretch is one that is not interrupted by the person getting a job or leaving the labor market to go to school, to keep house, etc. A period of two weeks or more during which a person is employed or ceased looking for work is considered to break the continuity of the period of seeking work.

Total Money Income. The term is defined as the arithmetic sum of money wages and salaries, net income from self-employment, and income other than earnings. The total income of a household is the arithmetic sum of the amounts received by all income recipients in the household.

Unable to Work. A person is classified as unable to work because of long-term physical or mental illness, lasting six months or longer.

Unemployed. (See Labor Force.)

Unemployment Compensation. (See Income.)

Unpaid Family Workers. Unpaid family workers are persons working without pay for 15 hours a week or more on a farm or in a business operated by a member of the household to whom they are related by birth or marriage.

Unrelated Individuals. Unrelated individuals are persons of any age (other than inmates of institutions) who are not living with any relatives. An unrelated individual may be (1) a nonfamily householder living alone or with nonrelatives only, (2) a roomer, boarder, or resident employee with no relatives in the household, or (3) a group quarters member who has no relatives living with him/her. Thus, a widow who occupies her house alone or with one or more other persons not related to her, a roomer not related to anyone else in the housing unit, a maid living as a member of her employer's household but with no relatives in the household, and a resident staff member in a hospital living apart from any relatives are all examples of unrelated individuals.

Unrelated Subfamily. An unrelated subfamily is a family that does not include among its members the householder and relatives of the householder. Members of unrelated subfamilies may include persons such as guests, roomers, boarders, or resident employees and their relatives living in a household. The number of unrelated subfamily members is included in the number of household members but is not included in the count of family members.

Persons living with relatives in group quarters were formerly considered as members of families. However, the number of such unrelated subfamilies became so small (37,000 in 1967) that beginning with the data for 1968 (and beginning with the census data for 1960) the Bureau of the Census includes persons in these unrelated subfamilies in the count of secondary individuals.

Veteran Status. If a male served at any time during the four major wars of this century, the code for the most recent wartime service is entered. The following codes are used:

- 0 Females, children under 15
- 1 Vietnam era
- 2 Korean
- 3 WWI
- 4 WWII
- 5 Other Service
- 6 Nonveteran

Wage and Salary Workers. Wage and salary workers receive wages, salary, commission, tips, or pay in kind from a private employer or from a governmental unit. Also included are persons who are self-employed in an incorporated business. (See income.)

Weeks Worked in the Income Year. Persons are classified according to the number of different weeks, during the preceding calendar year, in which they did any civilian work for pay or profit (including paid vacations and sick leave) or worked without pay on a family-operated farm or business.

Workers. (See Labor Force--Employed.)

Work Experience. Includes those persons who during the preceding calendar year did any work for pay or profit or worked without pay on a family-operated farm or business at any time during the year, on a part-time or full-time basis.

Year-Round Full-Time Worker. A year-round full-time worker is one who usually worked 35 hours or more per week for 50 weeks or more during the preceding calendar year.

Years of School Completed. Data on years of school completed are derived from the combination of answers to questions concerning the highest grade of school attended by the person and whether or not that grade is finished. Educational attainment applies only to progress in "regular" school. Such schools include graded public, private, and parochial elementary and high schools (both junior and senior high), colleges, universities, and professional schools, whether day schools or night schools. Thus, regular schooling is that which may advance a person toward an elementary school certificate or high school diploma, or a college, university, or professional school degree. Schooling in other than regular schools is counted only if the credits obtained are regarded as transferable to a school in the regular school system.

FACSIMILE OF BASIC QUESTIONNAIRE

<p>INTERVIEWER CHECK ITEM</p> <p>Only CPS-1 for household <input type="checkbox"/></p> <p>First CPS-1 of continuation h'hold <input type="checkbox"/></p> <p>Second CPS-1 of continuation h'hold <input type="checkbox"/></p> <p>Thrd, fourth, and 5th CPS-1 <input type="checkbox"/></p>	<p>FORM CPS-1</p> <div data-bbox="678 127 758 210" data-label="Image"> </div> <p>U.S. DEPARTMENT OF COMMERCE Bureau of the Census</p> <p>CURRENT POPULATION SURVEY</p> <p>Form Approved — O.M.B. No. 0607-0049</p> <p>Foodic 28.1:1</p>	<p>CONTROL NUMBER</p> <table border="1"> <tr> <td>PSU</td> <td>SEGMENT</td> <td>SERIAL</td> </tr> </table>	PSU	SEGMENT	SERIAL
PSU	SEGMENT	SERIAL			

LINE NO. OF H'OLD RESP. _____

NON H'OLD RESPONDENT ☐
(Specify and Send Intercomm)

INTERVIEW

ANY ENTRY OTHER THAN NEVER WORKED IN ITEMS Yes ☐
23A-E in this CPS-1 No ☐

NONINTERVIEW

TYPE A ☐

TYPE B

HOUSEHOLD ENTIRELY OCCUPIED BY ARMED FORCES MEMBERS Yes ☐
No ☐

TYPE C ☐

(SEND INTER COMM)

TELEPHONE HOLD
(Mark this box for office "telephone hold" cases only)

☐

INTERVIEWER CHECK ITEM

CPS-665 being held for followup ☐

CURRENT

POPULATION

SURVEY

MARCH 1984

CHILDREN'S (0-13 years old) TRANSCRIPTION ITEMS
(If more than 4 children in household, use continuation CPS-1 document.)

FIRST CHILD					
18A. LINE NO.	18B. RELATIONSHIP TO REFERENCE PERSON (Control Card item 14b)	18C. PARENT'S LINE NUMBER	18D. AGE	18G. SEX Male <input type="checkbox"/> Female <input type="checkbox"/>	18K. ORIGIN 1. White <input type="checkbox"/> 2. Black <input type="checkbox"/> 3. Amer. Indian, Aleut, Eskimo <input type="checkbox"/> 4. Asian or Pacific Islander <input type="checkbox"/> 5. Other <input type="checkbox"/>
1	Own Child.....	1	1	Male	1
2	Brother/Sister.....	2	2	Female	2
3	Other relative of Reference Person.....	3	3		3
4	Non-rel. of Reference Person—WITH OWN RELS. in household.....	4	4		4
5	Non-rel. of Reference Person—NO OWN rels. in household.....	5	5		5

SECOND CHILD					
18A. LINE NO.	18B. RELATIONSHIP TO REFERENCE PERSON (Control Card item 14b)	18C. PARENT'S LINE NUMBER	18D. AGE	18G. SEX Male <input type="checkbox"/> Female <input type="checkbox"/>	18K. ORIGIN 1. White <input type="checkbox"/> 2. Black <input type="checkbox"/> 3. Amer. Indian, Aleut, Eskimo <input type="checkbox"/> 4. Asian or Pacific Islander <input type="checkbox"/> 5. Other <input type="checkbox"/>
1	Own Child.....	1	1	Male	1
2	Brother/Sister.....	2	2	Female	2
3	Other relative of Reference Person.....	3	3		3
4	Non-rel. of Reference Person—WITH OWN RELS. in household.....	4	4		4
5	Non-rel. of Reference Person—NO OWN rels. in household.....	5	5		5

THIRD CHILD					
18A. LINE NO.	18B. RELATIONSHIP TO REFERENCE PERSON (Control Card item 14b)	18C. PARENT'S LINE NUMBER	18D. AGE	18G. SEX Male <input type="checkbox"/> Female <input type="checkbox"/>	18K. ORIGIN 1. White <input type="checkbox"/> 2. Black <input type="checkbox"/> 3. Amer. Indian, Aleut, Eskimo <input type="checkbox"/> 4. Asian or Pacific Islander <input type="checkbox"/> 5. Other <input type="checkbox"/>
1	Own Child.....	1	1	Male	1
2	Brother/Sister.....	2	2	Female	2
3	Other relative of Reference Person.....	3	3		3
4	Non-rel. of Reference Person—WITH OWN RELS. in household.....	4	4		4
5	Non-rel. of Reference Person—NO OWN rels. in household.....	5	5		5

FOURTH CHILD					
18A. LINE NO.	18B. RELATIONSHIP TO REFERENCE PERSON (Control Card item 14b)	18C. PARENT'S LINE NUMBER	18D. AGE	18G. SEX Male <input type="checkbox"/> Female <input type="checkbox"/>	18K. ORIGIN 1. White <input type="checkbox"/> 2. Black <input type="checkbox"/> 3. Amer. Indian, Aleut, Eskimo <input type="checkbox"/> 4. Asian or Pacific Islander <input type="checkbox"/> 5. Other <input type="checkbox"/>
1	Own Child.....	1	1	Male	1
2	Brother/Sister.....	2	2	Female	2
3	Other relative of Reference Person.....	3	3		3
4	Non-rel. of Reference Person—WITH OWN RELS. in household.....	4	4		4
5	Non-rel. of Reference Person—NO OWN rels. in household.....	5	5		5

ARMED FORCES MEMBERS TRANSCRIPTION ITEMS
(Fill only in interview household for persons with "AF" in CC item 22.
If more than 2 AF persons in household, use continuation CPS-1 document.)

FIRST ARMED FORCES MEMBER					
18A. LINE NO.	18B. RELATIONSHIP TO REFERENCE PERSON Reference Person WITH other relatives in household.....	18C. PARENT'S LINE NUMBER	18D. AGE	18E. MARITAL STATUS Married—civilian spouse present..... Married—Armed Forces spouse present..... Married—spouse absent in Armed Forces..... Married—spouse absent other reasons (Exclude separated)..... Widowed..... Divorced..... Separated..... Never married.....	
1	Reference Person with NO other relatives in household.....	1	1	Married—civilian spouse present.....	
2	Husband.....	2	2	Married—Armed Forces spouse present.....	
3	Wife.....	3	3	Married—spouse absent in Armed Forces.....	
4	Own child.....	4	4	Married—spouse absent other reasons (Exclude separated).....	
5	Parent.....	5	5	Widowed.....	
6	Brother/Sister.....	6	6	Divorced.....	
7	Other rel. of Ref. Person.....	7	7	Separated.....	
8	Non-rel. of Ref. Person WITH OWN relatives in household.....	8	8	Never married.....	
9	Non-rel. of Ref. Person with NO OWN relatives in household.....	9	9		

18F. SPOUSE'S LINE NO.	18G. SEX Male <input type="checkbox"/> Female <input type="checkbox"/>	18H. HIGHEST GRADE ATTENDED E H C 1 1 1 2 2 2 3 3 3 4 4 4 5 5 5 6 6 6 7 7 7 8 8 8 9 9 9	18I. GRADE COMPLETED Yes <input type="checkbox"/> No <input type="checkbox"/>	18J. RACE 1. White <input type="checkbox"/> 2. Black <input type="checkbox"/> 3. Amer. Indian, Aleut, Eskimo <input type="checkbox"/> 4. Asian or Pacific Isl. <input type="checkbox"/> 5. Other <input type="checkbox"/>	18K. ORIGIN 1. White <input type="checkbox"/> 2. Black <input type="checkbox"/> 3. Amer. Indian, Aleut, Eskimo <input type="checkbox"/> 4. Asian or Pacific Isl. <input type="checkbox"/> 5. Other <input type="checkbox"/>
1	Male	E H C	Yes	1. White	1. White
2	Female	1 1 1	No	2. Black	2. Black
3		2 2 2		3. Amer. Indian, Aleut, Eskimo	3. Amer. Indian, Aleut, Eskimo
4		3 3 3		4. Asian or Pacific Isl.	4. Asian or Pacific Isl.
5		4 4 4		5. Other	5. Other
6		5 5 5			
7		6 6 6			
8		7 7 7			
9		8 8 8			

SECOND ARMED FORCES MEMBER					
18A. LINE NO.	18B. RELATIONSHIP TO REFERENCE PERSON Reference Person WITH other relatives in household.....	18C. PARENT'S LINE NUMBER	18D. AGE	18E. MARITAL STATUS Married—civilian spouse present..... Married—Armed Forces spouse present..... Married—spouse absent in Armed Forces..... Married—spouse absent other reasons (Exclude separated)..... Widowed..... Divorced..... Separated..... Never married.....	
1	Reference Person with NO other relatives in household.....	1	1	Married—civilian spouse present.....	
2	Husband.....	2	2	Married—Armed Forces spouse present.....	
3	Wife.....	3	3	Married—spouse absent in Armed Forces.....	
4	Own child.....	4	4	Married—spouse absent other reasons (Exclude separated).....	
5	Parent.....	5	5	Widowed.....	
6	Brother/Sister.....	6	6	Divorced.....	
7	Other rel. of Ref. Person.....	7	7	Separated.....	
8	Non-rel. of Ref. Person WITH OWN relatives in household.....	8	8	Never married.....	
9	Non-rel. of Ref. Person with NO OWN relatives in household.....	9	9		

18F. SPOUSE'S LINE NO.	18G. SEX Male <input type="checkbox"/> Female <input type="checkbox"/>	18H. HIGHEST GRADE ATTENDED E H C 1 1 1 2 2 2 3 3 3 4 4 4 5 5 5 6 6 6 7 7 7 8 8 8 9 9 9	18I. GRADE COMPLETED Yes <input type="checkbox"/> No <input type="checkbox"/>	18J. RACE 1. White <input type="checkbox"/> 2. Black <input type="checkbox"/> 3. Amer. Indian, Aleut, Eskimo <input type="checkbox"/> 4. Asian or Pacific Isl. <input type="checkbox"/> 5. Other <input type="checkbox"/>	18K. ORIGIN 1. White <input type="checkbox"/> 2. Black <input type="checkbox"/> 3. Amer. Indian, Aleut, Eskimo <input type="checkbox"/> 4. Asian or Pacific Isl. <input type="checkbox"/> 5. Other <input type="checkbox"/>
1	Male	E H C	Yes	1. White	1. White
2	Female	1 1 1	No	2. Black	2. Black
3		2 2 2		3. Amer. Indian, Aleut, Eskimo	3. Amer. Indian, Aleut, Eskimo
4		3 3 3		4. Asian or Pacific Isl.	4. Asian or Pacific Isl.
5		4 4 4		5. Other	5. Other
6		5 5 5			
7		6 6 6			
8		7 7 7			
9		8 8 8			

1. INTERVIEWER CHECK ITEM		FORM CPS-1 U.S. DEPARTMENT OF COMMERCE Bureau of the Census		CURRENT POPULATION SURVEY		2. SAMPLE A B C D E O O O O O		3. CONTROL NUMBER					
Only CPS-1 for household <input type="checkbox"/> {Fill all applicable items on this page} First CPS-1 of continuation h'ld. <input type="checkbox"/> Second CPS-1 of continuation h'ld. <input type="checkbox"/> {Transcribe items 2-13 from first CPS-1} Third, fourth, etc. CPS-1 <input type="checkbox"/>		Form Approved - O.M.B. No. 0607-0049		MARCH 1984									
MONTH <input type="radio"/> 1 <input type="radio"/> 2 <input type="radio"/> 3 <input type="radio"/> 4 <input type="radio"/> 5 <input type="radio"/> 6 <input type="radio"/> 7 <input type="radio"/> 8 <input type="radio"/> 9 <input type="radio"/> 10 <input type="radio"/> 11 <input type="radio"/> 12		YEAR <input type="radio"/> 80 <input type="radio"/> 81 <input type="radio"/> 82 <input type="radio"/> 83 <input type="radio"/> 84 <input type="radio"/> 85 <input type="radio"/> 86 <input type="radio"/> 87 <input type="radio"/> 88 <input type="radio"/> 89		4. TYPE OF LIVING QUARTERS		5a. LAND USAGE		6. PSU NO.					
10. INTERVIEWER CODE A B C D E F G H J K L M <input type="radio"/> A <input type="radio"/> B <input type="radio"/> C <input type="radio"/> D <input type="radio"/> E <input type="radio"/> F <input type="radio"/> G <input type="radio"/> H <input type="radio"/> J <input type="radio"/> K <input type="radio"/> L <input type="radio"/> M		HOUSING UNIT House, apartment, flat <input type="radio"/> HU in nontransient hotel, motel, etc. <input type="radio"/> HU, permanent, in transient hotel, motel, etc. <input type="radio"/> HU in rooming house <input type="radio"/> Mobile home or trailer <input type="radio"/> HU not specified above (Describe below) <input type="radio"/>		OTHER UNIT Quarters not HU in rooming or boarding house <input type="radio"/> Unit not permanent in transient hotel, motel, etc. <input type="radio"/> Tent site or trailer site <input type="radio"/> Other not MU (Describe below) <input type="radio"/>		(TRANSCRIBE from C.C. item 10 or 11) A C <input type="radio"/> <input type="radio"/> <input type="radio"/> <input type="radio"/> <input type="radio"/> B C <input type="radio"/> <input type="radio"/> <input type="radio"/> <input type="radio"/> <input type="radio"/> (Fill 5b) C C <input type="radio"/> <input type="radio"/> <input type="radio"/> <input type="radio"/> <input type="radio"/>		7. SEGMENT NO. <input type="radio"/> 1 <input type="radio"/> 2 <input type="radio"/> 3 <input type="radio"/> 4 <input type="radio"/> 5 <input type="radio"/> 6 <input type="radio"/> 7 <input type="radio"/> 8 <input type="radio"/> 9 <input type="radio"/> 10 <input type="radio"/> 11 <input type="radio"/> 12 <input type="radio"/> 13 <input type="radio"/> 14 <input type="radio"/> 15 <input type="radio"/> 16 <input type="radio"/> 17 <input type="radio"/> 18 <input type="radio"/> 19 <input type="radio"/> 20 <input type="radio"/> 21 <input type="radio"/> 22 <input type="radio"/> 23 <input type="radio"/> 24 <input type="radio"/> 25 <input type="radio"/> 26 <input type="radio"/> 27 <input type="radio"/> 28 <input type="radio"/> 29 <input type="radio"/> 30 <input type="radio"/> 31 <input type="radio"/> 32 <input type="radio"/> 33 <input type="radio"/> 34 <input type="radio"/> 35 <input type="radio"/> 36 <input type="radio"/> 37 <input type="radio"/> 38 <input type="radio"/> 39 <input type="radio"/> 40 <input type="radio"/> 41 <input type="radio"/> 42 <input type="radio"/> 43 <input type="radio"/> 44 <input type="radio"/> 45 <input type="radio"/> 46 <input type="radio"/> 47 <input type="radio"/> 48 <input type="radio"/> 49 <input type="radio"/> 50 <input type="radio"/> 51 <input type="radio"/> 52 <input type="radio"/> 53 <input type="radio"/> 54 <input type="radio"/> 55 <input type="radio"/> 56 <input type="radio"/> 57 <input type="radio"/> 58 <input type="radio"/> 59 <input type="radio"/> 60 <input type="radio"/> 61 <input type="radio"/> 62 <input type="radio"/> 63 <input type="radio"/> 64 <input type="radio"/> 65 <input type="radio"/> 66 <input type="radio"/> 67 <input type="radio"/> 68 <input type="radio"/> 69 <input type="radio"/> 70 <input type="radio"/> 71 <input type="radio"/> 72 <input type="radio"/> 73 <input type="radio"/> 74 <input type="radio"/> 75 <input type="radio"/> 76 <input type="radio"/> 77 <input type="radio"/> 78 <input type="radio"/> 79 <input type="radio"/> 80 <input type="radio"/> 81 <input type="radio"/> 82 <input type="radio"/> 83 <input type="radio"/> 84 <input type="radio"/> 85 <input type="radio"/> 86 <input type="radio"/> 87 <input type="radio"/> 88 <input type="radio"/> 89 <input type="radio"/> 90 <input type="radio"/> 91 <input type="radio"/> 92 <input type="radio"/> 93 <input type="radio"/> 94 <input type="radio"/> 95 <input type="radio"/> 96 <input type="radio"/> 97 <input type="radio"/> 98 <input type="radio"/> 99 <input type="radio"/> 100		8. SERIAL NO. <input type="radio"/> 1 <input type="radio"/> 2 <input type="radio"/> 3 <input type="radio"/> 4 <input type="radio"/> 5 <input type="radio"/> 6 <input type="radio"/> 7 <input type="radio"/> 8 <input type="radio"/> 9 <input type="radio"/> 10 <input type="radio"/> 11 <input type="radio"/> 12 <input type="radio"/> 13 <input type="radio"/> 14 <input type="radio"/> 15 <input type="radio"/> 16 <input type="radio"/> 17 <input type="radio"/> 18 <input type="radio"/> 19 <input type="radio"/> 20 <input type="radio"/> 21 <input type="radio"/> 22 <input type="radio"/> 23 <input type="radio"/> 24 <input type="radio"/> 25 <input type="radio"/> 26 <input type="radio"/> 27 <input type="radio"/> 28 <input type="radio"/> 29 <input type="radio"/> 30 <input type="radio"/> 31 <input type="radio"/> 32 <input type="radio"/> 33 <input type="radio"/> 34 <input type="radio"/> 35 <input type="radio"/> 36 <input type="radio"/> 37 <input type="radio"/> 38 <input type="radio"/> 39 <input type="radio"/> 40 <input type="radio"/> 41 <input type="radio"/> 42 <input type="radio"/> 43 <input type="radio"/> 44 <input type="radio"/> 45 <input type="radio"/> 46 <input type="radio"/> 47 <input type="radio"/> 48 <input type="radio"/> 49 <input type="radio"/> 50 <input type="radio"/> 51 <input type="radio"/> 52 <input type="radio"/> 53 <input type="radio"/> 54 <input type="radio"/> 55 <input type="radio"/> 56 <input type="radio"/> 57 <input type="radio"/> 58 <input type="radio"/> 59 <input type="radio"/> 60 <input type="radio"/> 61 <input type="radio"/> 62 <input type="radio"/> 63 <input type="radio"/> 64 <input type="radio"/> 65 <input type="radio"/> 66 <input type="radio"/> 67 <input type="radio"/> 68 <input type="radio"/> 69 <input type="radio"/> 70 <input type="radio"/> 71 <input type="radio"/> 72 <input type="radio"/> 73 <input type="radio"/> 74 <input type="radio"/> 75 <input type="radio"/> 76 <input type="radio"/> 77 <input type="radio"/> 78 <input type="radio"/> 79 <input type="radio"/> 80 <input type="radio"/> 81 <input type="radio"/> 82 <input type="radio"/> 83 <input type="radio"/> 84 <input type="radio"/> 85 <input type="radio"/> 86 <input type="radio"/> 87 <input type="radio"/> 88 <input type="radio"/> 89 <input type="radio"/> 90 <input type="radio"/> 91 <input type="radio"/> 92 <input type="radio"/> 93 <input type="radio"/> 94 <input type="radio"/> 95 <input type="radio"/> 96 <input type="radio"/> 97 <input type="radio"/> 98 <input type="radio"/> 99 <input type="radio"/> 100		9. HOUSE-HOLD NO. <input type="radio"/> 1 <input type="radio"/> 2 <input type="radio"/> 3 <input type="radio"/> 4 <input type="radio"/> 5 <input type="radio"/> 6 <input type="radio"/> 7 <input type="radio"/> 8 <input type="radio"/> 9 <input type="radio"/> 10 <input type="radio"/> 11 <input type="radio"/> 12 <input type="radio"/> 13 <input type="radio"/> 14 <input type="radio"/> 15 <input type="radio"/> 16 <input type="radio"/> 17 <input type="radio"/> 18 <input type="radio"/> 19 <input type="radio"/> 20 <input type="radio"/> 21 <input type="radio"/> 22 <input type="radio"/> 23 <input type="radio"/> 24 <input type="radio"/> 25 <input type="radio"/> 26 <input type="radio"/> 27 <input type="radio"/> 28 <input type="radio"/> 29 <input type="radio"/> 30 <input type="radio"/> 31 <input type="radio"/> 32 <input type="radio"/> 33 <input type="radio"/> 34 <input type="radio"/> 35 <input type="radio"/> 36 <input type="radio"/> 37 <input type="radio"/> 38 <input type="radio"/> 39 <input type="radio"/> 40 <input type="radio"/> 41 <input type="radio"/> 42 <input type="radio"/> 43 <input type="radio"/> 44 <input type="radio"/> 45 <input type="radio"/> 46 <input type="radio"/> 47 <input type="radio"/> 48 <input type="radio"/> 49 <input type="radio"/> 50 <input type="radio"/> 51 <input type="radio"/> 52 <input type="radio"/> 53 <input type="radio"/> 54 <input type="radio"/> 55 <input type="radio"/> 56 <input type="radio"/> 57 <input type="radio"/> 58 <input type="radio"/> 59 <input type="radio"/> 60 <input type="radio"/> 61 <input type="radio"/> 62 <input type="radio"/> 63 <input type="radio"/> 64 <input type="radio"/> 65 <input type="radio"/> 66 <input type="radio"/> 67 <input type="radio"/> 68 <input type="radio"/> 69 <input type="radio"/> 70 <input type="radio"/> 71 <input type="radio"/> 72 <input type="radio"/> 73 <input type="radio"/> 74 <input type="radio"/> 75 <input type="radio"/> 76 <input type="radio"/> 77 <input type="radio"/> 78 <input type="radio"/> 79 <input type="radio"/> 80 <input type="radio"/> 81 <input type="radio"/> 82 <input type="radio"/> 83 <input type="radio"/> 84 <input type="radio"/> 85 <input type="radio"/> 86 <input type="radio"/> 87 <input type="radio"/> 88 <input type="radio"/> 89 <input type="radio"/> 90 <input type="radio"/> 91 <input type="radio"/> 92 <input type="radio"/> 93	

18. LINE NUMBER 19. What was ... doing most of LAST WEEK - Working <input checked="" type="checkbox"/> Keeping house <input type="checkbox"/> Going to school or something else? <input type="checkbox"/> Working (Skip to 20A) ... WK <input type="checkbox"/> With a job but not at work ... LK <input type="checkbox"/> Looking for work ... LK <input type="checkbox"/> Keeping house ... H <input type="checkbox"/> Going to school ... S <input type="checkbox"/> Unable to work (Skip to 24) ... U <input type="checkbox"/> Retired ... R <input type="checkbox"/> Other (Specify) ... OT <input type="checkbox"/>	20. Did ... do any work at all LAST WEEK, not counting work around the house? (Note: If farm or business operator in hh., ask about unpaid work.) Yes <input type="checkbox"/> No <input type="checkbox"/> (Go to 21) 20A. How many hours did ... work LAST WEEK at all jobs? 0 1 2 3 4 5 6 7 8 9 20B. INTERVIEWER CHECK ITEM 49+ (Skip to Item 23) 1-34 (Go to 20C) 35-48 (Go to 20D)	21. (If in 19, skip to 21A.) Did ... have a job or business from which he/she was temporarily absent or on layoff LAST WEEK? Yes <input type="checkbox"/> No <input type="checkbox"/> (Go to 22) 21A. Why was ... absent from work LAST WEEK? Own illness ... <input type="checkbox"/> On vacation ... <input type="checkbox"/> Bad weather ... <input type="checkbox"/> Labor dispute ... <input type="checkbox"/> New job to begin within 30 days (Skip to 22B and 22C) Temporary layoff (Under 30 days) <input type="checkbox"/> Indefinite layoff (30 days or more or no def. recall date) (Skip to 22C) Other (Specify) ...	22. (If LK in 19, Skip to 22A.) Has ... been looking for work during the past 4 weeks? Yes <input type="checkbox"/> No <input type="checkbox"/> (Go to 24) 22A. What has ... been doing in the last 4 weeks to find work? (Mark off methods used; do not read list.) Checked with - pub. employ. agency <input type="checkbox"/> prt. employ. agency <input type="checkbox"/> employer directly ... <input type="checkbox"/> friends or relatives ... <input type="checkbox"/> Placed or answered ads ... <input type="checkbox"/> Nothing (Skip to 24) ... <input type="checkbox"/> Other (Specify in notes, e.g., CETA, union or prof. register, etc.) ...	24. INTERVIEWER CHECK ITEM (Rotation number) First digit of SEGMENT number is: 0 2 3 4 6 7 or 8 (Skip to 26) 1 or 5 (Go to 24A)	25. INTERVIEWER CHECK ITEM (Rotation number) First digit of SEGMENT number is: 0 2 3 4 6 7 or 8 (Skip to 26) 1 or 5 (Go to 25A)
20C. Does ... USUALLY work 35 hours or more a week at this job? Yes <input type="checkbox"/> What is the reason ... worked less than 35 hours LAST WEEK? What is the reason ... USUALLY works less than 35 hours a week? (Mark the appropriate reason) Sick work ... <input type="checkbox"/> Material shortage ... <input type="checkbox"/> Plant or machine repair ... <input type="checkbox"/> New job started during week ... <input type="checkbox"/> Job terminated during week ... <input type="checkbox"/> Could find only part-time work ... <input type="checkbox"/> Holiday (Legal or religious) ... <input type="checkbox"/> Labor dispute ... <input type="checkbox"/> Bad weather ... <input type="checkbox"/> Own illness ... <input type="checkbox"/> On vacation ... <input type="checkbox"/> Too busy with housework, school, personal bus., etc. ... <input type="checkbox"/> Did not want full-time work ... <input type="checkbox"/> Full-time work week under 35 hours ... <input type="checkbox"/> Other reason (Specify) ...	20D. Did ... lose any time or take any time off LAST WEEK for any reason such as illness, holiday or sick work? Yes <input type="checkbox"/> How many hours did ... take off? (Correct 20A if lost time not already deducted; if 20A reduced below 35, correct 20B and fill 20C; otherwise, skip to 23.) No <input type="checkbox"/> 7 20E. Did ... work any overtime or at more than one job LAST WEEK? Yes <input type="checkbox"/> How many extra hours did ... work? (Correct 20A and 20B as necessary if extra hours not already included and skip to 23.) No <input type="checkbox"/>	21B. Is ... getting wages or salary for any of the time off LAST WEEK? Yes <input type="checkbox"/> No <input type="checkbox"/> Self-employed <input type="checkbox"/> 21C. Does ... usually work 35 hours or more a week at this job? Yes <input type="checkbox"/> No <input type="checkbox"/> (Skip to 23 and enter job held last week)	22B. Why did ... start looking for work? Was it because ... lost or quit a job at that time (passer) or was there some other reason? Lost job ... <input type="checkbox"/> Quit job ... <input type="checkbox"/> Left school ... <input type="checkbox"/> Wanted temporary work ... <input type="checkbox"/> Other (Specify in notes) ...	24A. When did ... last work for pay at a regular job or business, either full- or part-time? Within past 12 months <input type="checkbox"/> 1 up to 2 years ago <input type="checkbox"/> 2 up to 3 years ago <input type="checkbox"/> (Go to 24B) 3 up to 4 years ago <input type="checkbox"/> 4 up to 5 years ago <input type="checkbox"/> 5 or more years ago <input type="checkbox"/> (Skip to 24C) Never worked ... <input type="checkbox"/> 24B. Why did ... leave that job? Personal, family (incl. pregnancy) or school ... <input type="checkbox"/> Health ... <input type="checkbox"/> Retirement or old age ... <input type="checkbox"/> Seasonal job completed ... <input type="checkbox"/> Slack work or business conditions ... <input type="checkbox"/> Temporary nonseasonal job completed ... <input type="checkbox"/> Unsatisfactory work arrangements (Hours, pay, etc.) ... <input type="checkbox"/> Other ... <input type="checkbox"/> 24C. Does ... want a regular job now, either full- or part-time? Yes <input type="checkbox"/> (Go to 24D) Maybe - it depends (Specify in notes) ... <input type="checkbox"/> No <input type="checkbox"/> (Skip to 24E) Don't know ... <input type="checkbox"/>	25A. How many hours per week does ... USUALLY work at this job? Dollars Cents \$ <input type="text"/> <input type="text"/>
23. DESCRIPTION OF JOB OR BUSINESS 23A. For whom did ... work? (Name of company, business, organization or other employer.) 23B. What kind of business or industry is this? (For example: TV and radio mfg., retail shoe store, State Labor Dept., farm.) 23C. What kind of work was ... doing? (For example: electrical engineer, stock clerk, typist, farmer.) 23D. What were ...'s most important activities or duties at this job? (For example: types, keeps account books, files, sells cars, operates printing press, finishes concrete.)	22C. 1) How many weeks has ... been looking for work? 0 1 2 3 4 5 6 7 8 9 2) How many weeks ago did ... start looking for work? 0 1 2 3 4 5 6 7 8 9 3) How many weeks ago was ... laid off? 0 1 2 3 4 5 6 7 8 9 22D. Has ... been looking for full-time or part-time work? Full <input type="checkbox"/> Part <input type="checkbox"/> 22E. Is there any reason why ... could not take a job LAST WEEK? Yes <input type="checkbox"/> Already has a job ... <input type="checkbox"/> Temporary illness ... <input type="checkbox"/> Going to school ... <input type="checkbox"/> No <input type="checkbox"/> Other (Specify in notes) ... 22F. When did ... last work at a full-time job or business lasting 2 consecutive weeks or more? Within last 12 months (Specify) ... (Month) _____ One to five years ago ... <input type="checkbox"/> More than 5 years ago ... <input type="checkbox"/> Never worked full-time 2 wks. or more ... <input type="checkbox"/> Never worked at all ... <input type="checkbox"/> (SKIP to 23. If layoff entered in 21A, enter job, either full or part time, from which laid off. Else enter last full time job lasting 2 weeks or more, or "never worked.")	24D. What are the reasons ... is not looking for work? (Mark each reason mentioned) Believes no work available in line of work or area <input type="checkbox"/> Couldn't find any work ... <input type="checkbox"/> Lacks nec. schooling, training, skills or experience <input type="checkbox"/> Employers think too young or too old ... <input type="checkbox"/> Other pers. handicap in finding job <input type="checkbox"/> Can't arrange child care <input type="checkbox"/> Family responsibilities ... <input type="checkbox"/> In school or other training ... <input type="checkbox"/> Ill health, physical disability ... <input type="checkbox"/> Other (Specify in notes) ... <input type="checkbox"/> Don't know ... <input type="checkbox"/> 24E. Does ... intend to look for work of any kind in the next 12 months? Yes <input type="checkbox"/> It depends (Specify in notes) ... <input type="checkbox"/> No <input type="checkbox"/> Don't know ... <input type="checkbox"/> (If entry in 24B, describe job in 23, otherwise, skip to 26)	25B. Is ... paid by the hour on this job? Yes <input type="checkbox"/> (Go to 25C) No <input type="checkbox"/> (Skip to 25D) 25C. How much does ... earn per hour? Dollars Cents \$ <input type="text"/> <input type="text"/> (Ask 25D) 25D. How much does ... USUALLY earn per week at this job BEFORE deductions? Include any overtime pay, commissions, or tips usually received. Dollars Cents \$ <input type="text"/> <input type="text"/> 25E. On this job, is ... a member of a labor union or of an employee association similar to a union? Yes <input type="checkbox"/> (Skip to 26) No <input type="checkbox"/> (Ask 25F) 25F. On this job, is ... covered by a union or employee association contract? Yes <input type="checkbox"/> (Go to 26) No <input type="checkbox"/>		
23E. Was this person An employee of PRIVATE Co., bus., or individual for wages, salary or comm. ... P <input type="checkbox"/> A FEDERAL government employee ... F <input type="checkbox"/> (Go to 23F) A STATE government employee ... S <input type="checkbox"/> A LOCAL government employee ... L <input type="checkbox"/> Self-empl. in OWN bus., prof. practice, or farm ... <input type="checkbox"/> Is the business incorporated? Yes ... I <input type="checkbox"/> No ... SE <input type="checkbox"/> (Skip to 26) Working WITHOUT PAY in fam. bus. or farm ... WP <input type="checkbox"/> NEVER WORKED ... NEV <input type="checkbox"/>	23F. INTERVIEWER CHECK ITEM Entry (or NA) in item 20A <input type="checkbox"/> (Go to 25 at top of Page) Entry (or NA) in item 21B <input type="checkbox"/> All other cases <input type="checkbox"/> (Skip to 26)				

18A. LINE NO.	18B. RELATIONSHIP TO REFERENCE PERSON	18C. PARENT'S LINE NUMBER	18D. AGE	18E. MARITAL STATUS	18F. SPOUSE'S LINE NUMBER	18G. SEX AND VETERAN STATUS	18H. HIGHEST GRADE ATTENDED	18I. GRADE COMPLETED	18J. RACE	18K. ORIGIN
	Reference Person WITH other relatives in household . . .			Married — civilian spouse present . . .		Male (Also Mark Vet. Status)	E H C	Yes	1. White . . .	
	Reference Person with NO other relatives in household . . .			Married — Armed Forces spouse present . . .		Vietnam Era	1 1 1	No	2. Black . . .	
	Husband . . .			Married — spouse absent in Armed Forces . . .		Korean War	2 2 2		3. Amer. Indian, Aleut, Eskimo . . .	
	Wife . . .			Married — spouse absent other reasons (Exclude separated) . . .		World War II	3 3 3		4. Asian or Pacific Isl. . .	
	Own child . . .			Widowed . . .		World War I	4 4 4		5. Other . . .	
	Parent . . .			Divorced . . .		Other Service	5 5 5			
	Brother/Sister . . .			Separated . . .		Nonveteran	6 6 6			
	Other rel. of Ref. Person . . .			Never married . . .		Female . . .	7 7 7			
	Non-rel. of Ref. Person WITH OWN relatives in household . . .						None			
	Non-rel. of Ref. Person with NO OWN relatives in household . . .	None			None					

26. INTERVIEWER CHECK ITEM

(Transcribe from control card item 18)

This person is
16–24 years of age : (Ask 26A)
All others : (End Questions)

26A. (If 'School' in 19, Verify) Is . . . attending or
enrolled in a high school, college, or university?
(Mark "Yes" if currently on holiday or seasonal
vacation. Mark "No" for summer vacation).

Yes : (Verify) No : (End Questions)

High School . . . : (Ask 26B)
College or Univ. :

26B. Is . . . enrolled in school as a full-time
or part-time student?

Full time :
Part time : END QUESTIONS

REMINDER:

ASK THE L. F. ITEMS FOR ALL H.H. MEMBERS
BEFORE ASKING THE SUPPLEMENT


If last person, go to item 30A on page 3; then fill
corresponding transcription item 18A, 18D, and
18G on the CPS-665 for this person.

18L. SOCIAL SECURITY NUMBER

(Transcribe from cc item 26e)

None
1 1 1 1 1 1 1 1 1 1
2 2 2 2 2 2 2 2 2 2
3 3 3 3 3 3 3 3 3 3
4 4 4 4 4 4 4 4 4 4
5 5 5 5 5 5 5 5 5 5
6 6 6 6 6 6 6 6 6 6
7 7 7 7 7 7 7 7 7 7
8 8 8 8 8 8 8 8 8 8
9 9 9 9 9 9 9 9 9 9

FACSIMILE OF MARCH SUPPLEMENT QUESTIONNAIRE

<p>1. INTERVIEWER CHECK ITEM</p> <p>Only CPS-665 for household (Fill all applicable items on this page)</p> <p>First CPS-665 of continuation h'ld. (Transcribe items 3, 6-9, 13)</p> <p>Second CPS-665 of continuation h'ld. from first CPS-665)</p> <p>Third, fourth, etc CPS-665.</p>	<p>FORM CPS-665</p>  <p>U.S. DEPARTMENT OF COMMERCE BUREAU OF THE CENSUS</p> <p style="font-size: 1.5em; font-weight: bold;">C P S - 6 6 5</p> <p style="font-size: 1.2em; font-weight: bold;">INCOME SUPPLEMENT</p> <p>Form Approved - O.M.B. No. 0607-0354</p> <p style="text-align: right;">MARCH 1984</p>	<p>3. CONTROL NUMBER</p> <table border="1" style="width: 100%; border-collapse: collapse;"> <tr> <th style="width: 25%;">6. PSU NO.</th> <th style="width: 25%;">7. SEGMENT NO.</th> <th style="width: 25%;">8. SERIAL NO.</th> <th style="width: 25%;">9. HOUSEHOLD NO.</th> </tr> <tr> <td>0 0</td> <td>0 0 0</td> <td>0 0</td> <td></td> </tr> <tr> <td>1 1</td> <td>1 1 1</td> <td>1 1</td> <td></td> </tr> <tr> <td>2 2</td> <td>2 2 2</td> <td>2 2</td> <td></td> </tr> <tr> <td>3 3</td> <td>3 3 3</td> <td>3 3</td> <td></td> </tr> <tr> <td>4 4</td> <td>4 4 4</td> <td>4 4</td> <td></td> </tr> <tr> <td>5 5</td> <td>5 5 5</td> <td>5 5</td> <td></td> </tr> <tr> <td>6 6</td> <td>6 6 6</td> <td>6 6</td> <td></td> </tr> <tr> <td>7 7</td> <td>7 7 7</td> <td>7 7</td> <td></td> </tr> <tr> <td>8 8</td> <td>8 8 8</td> <td>8 8</td> <td></td> </tr> <tr> <td>9 9</td> <td>9 9 9</td> <td>9 9</td> <td></td> </tr> </table>	6. PSU NO.	7. SEGMENT NO.	8. SERIAL NO.	9. HOUSEHOLD NO.	0 0	0 0 0	0 0		1 1	1 1 1	1 1		2 2	2 2 2	2 2		3 3	3 3 3	3 3		4 4	4 4 4	4 4		5 5	5 5 5	5 5		6 6	6 6 6	6 6		7 7	7 7 7	7 7		8 8	8 8 8	8 8		9 9	9 9 9	9 9	
6. PSU NO.	7. SEGMENT NO.	8. SERIAL NO.	9. HOUSEHOLD NO.																																											
0 0	0 0 0	0 0																																												
1 1	1 1 1	1 1																																												
2 2	2 2 2	2 2																																												
3 3	3 3 3	3 3																																												
4 4	4 4 4	4 4																																												
5 5	5 5 5	5 5																																												
6 6	6 6 6	6 6																																												
7 7	7 7 7	7 7																																												
8 8	8 8 8	8 8																																												
9 9	9 9 9	9 9																																												
<p>10. INTERVIEWER CODE</p> <table style="width: 100%;"> <tr> <td>A</td><td>B</td><td>C</td><td>D</td><td>E</td><td>F</td><td>G</td><td>H</td><td>J</td><td>K</td><td>L</td><td>M</td> </tr> <tr> <td>1</td><td>2</td><td>3</td><td>4</td><td>5</td><td>6</td><td>7</td><td>8</td><td>9</td><td></td><td></td><td></td> </tr> <tr> <td>0</td><td>1</td><td>2</td><td>3</td><td>4</td><td>5</td><td>6</td><td>7</td><td>8</td><td>9</td><td></td><td></td> </tr> </table>	A	B	C	D	E	F	G	H	J	K	L	M	1	2	3	4	5	6	7	8	9				0	1	2	3	4	5	6	7	8	9			<p>INTRODUCTION (Optional)</p> <p>We have just completed the questions about employment and unemployment. Each March, the Census Bureau also collects information about the economic situation of Americans and their families for the previous year. I am going to ask these questions now. We don't expect all answers to be perfect, but please think about each question and answer it the best you can.</p>									
A	B	C	D	E	F	G	H	J	K	L	M																																			
1	2	3	4	5	6	7	8	9																																						
0	1	2	3	4	5	6	7	8	9																																					
<p>13. TYPE INTERVIEW (CPS-665)</p> <p>Personal (Fill 13A below)</p> <p>Telephone</p> <p>Type A Noninterview (Transcribe items 1, 3, 6-10 on this page)</p>	<p>13A. DESCRIPTION OF LONGEST JOB (Items 47A-E) IN THIS CPS-665:</p> <p>Yes <input type="checkbox"/> No <input type="checkbox"/></p>																																													
<p>77. INTERVIEWER CHECK ITEM</p> <p>TENURE (from Control Card item 9)</p> <p>Owned or being bought <input type="checkbox"/></p> <p>Rented <input type="checkbox"/></p> <p>No cash rent <input type="checkbox"/></p>	<p>84. INTERVIEWER CHECK ITEM</p> <p>Owned marked in 77 <input type="checkbox"/> (Skip to 87)</p> <p>Rented or no cash rent marked in 77 <input type="checkbox"/></p>	<p>91. Since October 1, 1983, was your household without heat for one or more days because you were unable to pay the utility or fuel bill?</p> <p>Yes <input type="checkbox"/> No <input checked="" type="checkbox"/></p>																																												
<p>78. How many housing units are in this structure?</p> <p>1 <input type="checkbox"/> 5-9 <input type="checkbox"/></p> <p>2 <input type="checkbox"/> 10+ <input checked="" type="checkbox"/></p> <p>3-4 <input type="checkbox"/></p>	<p>85. Is this house in a public housing project, that is, is it owned by a local housing authority or other public agency?</p> <p>Yes <input type="checkbox"/> (Skip to 87) No <input checked="" type="checkbox"/></p>	<p>92. The government has an energy assistance program which helps pay heating costs. This assistance can be received directly by the household or it can be paid directly to the electric company, gas company or fuel dealer.</p> <p>Since October 1, 1983, has this household received assistance of this type from the federal, state, or local government?</p> <p>Yes <input type="checkbox"/> (Ask 93) No <input type="checkbox"/> (End questions)</p>																																												
<p>79. INTERVIEWER CHECK ITEM</p> <p>Some household members 5-18 years old <input type="checkbox"/> (Ask 80)</p> <p>No household members 5-18 years old <input type="checkbox"/> (Skip to 81)</p>	<p>86. Are you paying lower rent because the Federal, State, or local government is paying part of the cost?</p> <p>Yes <input type="checkbox"/> No <input checked="" type="checkbox"/></p>	<p>93. Altogether, how much energy assistance has been received since October 1, 1983?</p> <p>\$ <input type="text"/></p> <p>(Nearest dollar)</p>																																												
<p>30. During 1983 how many of the children in this household usually ate a complete hot lunch offered at school?</p> <p>All <input type="checkbox"/></p> <p>Some, but not all - Mark number <input checked="" type="checkbox"/></p> <p>1 2 3 4 5 6 7 8 9 +</p> <p>None <input type="checkbox"/></p>	<p>87. Did anyone in this household get food stamps at any time during 1983?</p> <p>Yes <input checked="" type="checkbox"/> No <input type="checkbox"/> (Skip to 91)</p>	<p>94. What type of fuel is used most to heat this house (apartment)?</p> <p>Gas - Probe <input checked="" type="checkbox"/></p> <p>from underground pipes <input type="checkbox"/></p> <p>bottled, tank, or LP <input type="checkbox"/></p> <p>Electricity <input type="checkbox"/></p> <p>Fuel oil, kerosene, etc. <input type="checkbox"/></p> <p>Coal or coke <input type="checkbox"/></p> <p>Wood <input type="checkbox"/></p> <p>Other <input type="checkbox"/></p> <p>No fuel used <input type="checkbox"/></p>																																												
<p>81. INTERVIEWER CHECK ITEM (from Control Card item 33)</p> <table style="width: 100%;"> <tr> <td>A</td><td>E</td><td>J</td></tr> <tr> <td>B</td><td>F</td><td>K</td></tr> <tr> <td>C</td><td>G</td><td>L</td></tr> <tr> <td>D</td><td>H</td><td>M</td></tr> <tr> <td>I</td><td></td><td>N</td></tr> </table> <p>If entry in A-I or if cc item 33 is NA, fill 82</p> <p>End questions</p>	A	E	J	B	F	K	C	G	L	D	H	M	I		N	<p>88. How many of the people now living here were covered by food stamps during 1983?</p> <p>All 1 2 3 4 5 6 7 8 9 +</p>	<p>95. What type of fuel is used most to heat this house (apartment)?</p> <p>Gas - Probe <input checked="" type="checkbox"/></p> <p>from underground pipes <input type="checkbox"/></p> <p>bottled, tank, or LP <input type="checkbox"/></p> <p>Electricity <input type="checkbox"/></p> <p>Fuel oil, kerosene, etc. <input type="checkbox"/></p> <p>Coal or coke <input type="checkbox"/></p> <p>Wood <input type="checkbox"/></p> <p>Other <input type="checkbox"/></p> <p>No fuel used <input type="checkbox"/></p>																													
A	E	J																																												
B	F	K																																												
C	G	L																																												
D	H	M																																												
I		N																																												
<p>82. INTERVIEWER CHECK ITEM</p> <p>All or some marked in 80 <input type="checkbox"/> (Ask 83)</p> <p>None marked in 80 or 80 blank <input type="checkbox"/> (Skip to 84)</p>	<p>89. In how many months of 1983 were food stamps received?</p> <p>1 2 3 4 5 6 7 8 9</p>	<p>96. What type of fuel is used most to heat this house (apartment)?</p> <p>Gas - Probe <input checked="" type="checkbox"/></p> <p>from underground pipes <input type="checkbox"/></p> <p>bottled, tank, or LP <input type="checkbox"/></p> <p>Electricity <input type="checkbox"/></p> <p>Fuel oil, kerosene, etc. <input type="checkbox"/></p> <p>Coal or coke <input type="checkbox"/></p> <p>Wood <input type="checkbox"/></p> <p>Other <input type="checkbox"/></p> <p>No fuel used <input type="checkbox"/></p>																																												
<p>83. During 1983 how many of the children in this household received free or reduced price lunches because they qualified for the Federal School Lunch program?</p> <p>All <input checked="" type="checkbox"/></p> <p>Some, but not all - Mark number <input type="checkbox"/></p> <p>1 2 3 4 5 6 7 8 9 +</p> <p>None <input type="checkbox"/></p>	<p>90. What was the value of all the food stamps received during 1983? (Add monthly amounts to obtain annual figure)</p> <p>\$ <input type="text"/></p> <p>(Nearest dollar)</p>	<p>97. What type of fuel is used most to heat this house (apartment)?</p> <p>Gas - Probe <input checked="" type="checkbox"/></p> <p>from underground pipes <input type="checkbox"/></p> <p>bottled, tank, or LP <input type="checkbox"/></p> <p>Electricity <input type="checkbox"/></p> <p>Fuel oil, kerosene, etc. <input type="checkbox"/></p> <p>Coal or coke <input type="checkbox"/></p> <p>Wood <input type="checkbox"/></p> <p>Other <input type="checkbox"/></p> <p>No fuel used <input type="checkbox"/></p>																																												
<p>98. What was the value of all the food stamps received during 1983? (Add monthly amounts to obtain annual figure)</p> <p>\$ <input type="text"/></p> <p>(Nearest dollar)</p>																																														
<p>99. What was the value of all the food stamps received during 1983? (Add monthly amounts to obtain annual figure)</p> <p>\$ <input type="text"/></p> <p>(Nearest dollar)</p>																																														
<p>100. What was the value of all the food stamps received during 1983? (Add monthly amounts to obtain annual figure)</p> <p>\$ <input type="text"/></p> <p>(Nearest dollar)</p>																																														
<p>101. What was the value of all the food stamps received during 1983? (Add monthly amounts to obtain annual figure)</p> <p>\$ <input type="text"/></p> <p>(Nearest dollar)</p>																																														
<p>102. What was the value of all the food stamps received during 1983? (Add monthly amounts to obtain annual figure)</p> <p>\$ <input type="text"/></p> <p>(Nearest dollar)</p>																																														
<p>103. What was the value of all the food stamps received during 1983? (Add monthly amounts to obtain annual figure)</p> <p>\$ <input type="text"/></p> <p>(Nearest dollar)</p>																																														
<p>104. What was the value of all the food stamps received during 1983? (Add monthly amounts to obtain annual figure)</p> <p>\$ <input type="text"/></p> <p>(Nearest dollar)</p>																																														
<p>105. What was the value of all the food stamps received during 1983? (Add monthly amounts to obtain annual figure)</p> <p>\$ <input type="text"/></p> <p>(Nearest dollar)</p>																																														
<p>106. What was the value of all the food stamps received during 1983? (Add monthly amounts to obtain annual figure)</p> <p>\$ <input type="text"/></p> <p>(Nearest dollar)</p>																																														
<p>107. What was the value of all the food stamps received during 1983? (Add monthly amounts to obtain annual figure)</p> <p>\$ <input type="text"/></p> <p>(Nearest dollar)</p>																																														
<p>108. What was the value of all the food stamps received during 1983? (Add monthly amounts to obtain annual figure)</p> <p>\$ <input type="text"/></p> <p>(Nearest dollar)</p>																																														
<p>109. What was the value of all the food stamps received during 1983? (Add monthly amounts to obtain annual figure)</p> <p>\$ <input type="text"/></p> <p>(Nearest dollar)</p>																																														
<p>110. What was the value of all the food stamps received during 1983? (Add monthly amounts to obtain annual figure)</p> <p>\$ <input type="text"/></p> <p>(Nearest dollar)</p>																																														
<p>111. What was the value of all the food stamps received during 1983? (Add monthly amounts to obtain annual figure)</p> <p>\$ <input type="text"/></p> <p>(Nearest dollar)</p>																																														
<p>112. What was the value of all the food stamps received during 1983? (Add monthly amounts to obtain annual figure)</p> <p>\$ <input type="text"/></p> <p>(Nearest dollar)</p>																																														
<p>113. What was the value of all the food stamps received during 1983? (Add monthly amounts to obtain annual figure)</p> <p>\$ <input type="text"/></p> <p>(Nearest dollar)</p>																																														
<p>114. What was the value of all the food stamps received during 1983? (Add monthly amounts to obtain annual figure)</p> <p>\$ <input type="text"/></p> <p>(Nearest dollar)</p>																																														
<p>115. What was the value of all the food stamps received during 1983? (Add monthly amounts to obtain annual figure)</p> <p>\$ <input type="text"/></p> <p>(Nearest dollar)</p>																																														
<p>116. What was the value of all the food stamps received during 1983? (Add monthly amounts to obtain annual figure)</p> <p>\$ <input type="text"/></p> <p>(Nearest dollar)</p>																																														
<p>117. What was the value of all the food stamps received during 1983? (Add monthly amounts to obtain annual figure)</p> <p>\$ <input type="text"/></p> <p>(Nearest dollar)</p>																																														
<p>118. What was the value of all the food stamps received during 1983? (Add monthly amounts to obtain annual figure)</p> <p>\$ <input type="text"/></p> <p>(Nearest dollar)</p>																																														
<p>119. What was the value of all the food stamps received during 1983? (Add monthly amounts to obtain annual figure)</p> <p>\$ <input type="text"/></p> <p>(Nearest dollar)</p>																																														
<p>120. What was the value of all the food stamps received during 1983? (Add monthly amounts to obtain annual figure)</p> <p>\$ <input type="text"/></p> <p>(Nearest dollar)</p>																																														
<p>121. What was the value of all the food stamps received during 1983? (Add monthly amounts to obtain annual figure)</p> <p>\$ <input type="text"/></p> <p>(Nearest dollar)</p>																																														
<p>122. What was the value of all the food stamps received during 1983? (Add monthly amounts to obtain annual figure)</p> <p>\$ <input type="text"/></p> <p>(Nearest dollar)</p>																																														
<p>123. What was the value of all the food stamps received during 1983? (Add monthly amounts to obtain annual figure)</p> <p>\$ <input type="text"/></p> <p>(Nearest dollar)</p>																																														
<p>124. What was the value of all the food stamps received during 1983? (Add monthly amounts to obtain annual figure)</p> <p>\$ <input type="text"/></p> <p>(Nearest dollar)</p>																																														
<p>125. What was the value of all the food stamps received during 1983? (Add monthly amounts to obtain annual figure)</p> <p>\$ <input type="text"/></p> <p>(Nearest dollar)</p>																																														
<p>126. What was the value of all the food stamps received during 1983? (Add monthly amounts to obtain annual figure)</p> <p>\$ <input type="text"/></p> <p>(Nearest dollar)</p>																																														
<p>127. What was the value of all the food stamps received during 1983? (Add monthly amounts to obtain annual figure)</p> <p>\$ <input type="text"/></p> <p>(Nearest dollar)</p>																																														
<p>128. What was the value of all the food stamps received during 1983? (Add monthly amounts to obtain annual figure)</p> <p>\$ <input type="text"/></p> <p>(Nearest dollar)</p>																																														
<p>129. What was the value of all the food stamps received during 1983? (Add monthly amounts to obtain annual figure)</p> <p>\$ <input type="text"/></p> <p>(Nearest dollar)</p>																																														
<p>130. What was the value of all the food stamps received during 1983? (Add monthly amounts to obtain annual figure)</p> <p>\$ <input type="text"/></p> <p>(Nearest dollar)</p>																																														
<p>131. What was the value of all the food stamps received during 1983? (Add monthly amounts to obtain annual figure)</p> <p>\$ <input type="text"/></p> <p>(Nearest dollar)</p>																																														
<p>132. What was the value of all the food stamps received during 1983? (Add monthly amounts to obtain annual figure)</p> <p>\$ <input type="text"/></p> <p>(Nearest dollar)</p>																																														
<p>133. What was the value of all the food stamps received during 1983? (Add monthly amounts to obtain annual figure)</p> <p>\$ <input type="text"/></p> <p>(Nearest dollar)</p>																																														
<p>134. What was the value of all the food stamps received during 1983? (Add monthly amounts to obtain annual figure)</p> <p>\$ <input type="text"/></p> <p>(Nearest dollar)</p>																																														
<p>135. What was the value of all the food stamps received during 1983? (Add monthly amounts to obtain annual figure)</p> <p>\$ <input type="text"/></p> <p>(Nearest dollar)</p>																																														
<p>136. What was the value of all the food stamps received during 1983? (Add monthly amounts to obtain annual figure)</p> <p>\$ <input type="text"/></p> <p>(Nearest dollar)</p>																																														
<p>137. What was the value of all the food stamps received during 1983? (Add monthly amounts to obtain annual figure)</p> <p>\$ <input type="text"/></p> <p>(Nearest dollar)</p>																																														
<p>138. What was the value of all the food stamps received during 1983? (Add monthly amounts to obtain annual figure)</p> <p>\$ <input type="text"/></p> <p>(Nearest dollar)</p>																																														
<p>139. What was the value of all the food stamps received during 1983? (Add monthly amounts to obtain annual figure)</p> <p>\$ <input type="text"/></p> <p>(Nearest dollar)</p>																																														
<p>140. What was the value of all the food stamps received during 1983? (Add monthly amounts to obtain annual figure)</p> <p>\$ <input type="text"/></p> <p>(Nearest dollar)</p>																																														
<p>141. What was the value of all the food stamps received during 1983? (Add monthly amounts to obtain annual figure)</p> <p>\$ <input type="text"/></p> <p>(Nearest dollar)</p>																																														
<p>142. What was the value of all the food stamps received during 1983? (Add monthly amounts to obtain annual figure)</p> <p>\$ <input type="text"/></p> <p>(Nearest dollar)</p>																																														
<p>143. What was the value of all the food stamps received during 1983? (Add monthly amounts to obtain annual figure)</p> <p>\$ <input type="text"/></p> <p>(Nearest dollar)</p>																																														
<p>144. What was the value of all the food stamps received during 1983? (Add monthly amounts to obtain annual figure)</p> <p>\$ <input type="text"/></p> <p>(Nearest dollar)</p>																																														
<p>145. What was the value of all the food stamps received during 1983? (Add monthly amounts to obtain annual figure)</p> <p>\$ <input type="text"/></p> <p>(Nearest dollar)</p>																																														
<p>146. What was the value of all the food stamps received during 1983? (Add monthly amounts to obtain annual figure)</p> <p>\$ <input type="text"/></p> <p>(Nearest dollar)</p>																																														
<p>147. What was the value of all the food stamps received during 1983? (Add monthly amounts to obtain annual figure)</p> <p>\$ <input type="text"/></p> <p>(Nearest dollar)</p>																																														
<p>148. What was the value of all the food stamps received during 1983? (Add monthly amounts to obtain annual figure)</p> <p>\$ <input type="text"/></p> <p>(Nearest dollar)</p>																																														
<p>149. What was the value of all the food stamps received during 1983? (Add monthly amounts to obtain annual figure)</p> <p>\$ <input type="text"/></p> <p>(Nearest dollar)</p>																																														
<p>150. What was the value of all the food stamps received during 1983? (Add monthly amounts to obtain annual figure)</p> <p>\$ <input type="text"/></p> <p>(Nearest dollar)</p>																																														
<p>151. What was the value of all the food stamps received during 1983? (Add monthly amounts to obtain annual figure)</p> <p>\$ <input type="text"/></p> <p>(Nearest dollar)</p>																																														
<p>152. What was the value of all the food stamps received during 1983? (Add monthly amounts to obtain annual figure)</p> <p>\$ <input type="text"/></p> <p>(Nearest dollar)</p>																																														
<p>153. What was the value of all the food stamps received during 1983? (Add monthly amounts to obtain annual figure)</p> <p>\$ <input type="text"/></p> <p>(Nearest dollar)</p>																																														
<p>154. What was the value of all the food stamps received during 1983? (Add monthly amounts to obtain annual figure)</p> <p>\$ <input type="text"/></p> <p>(Nearest dollar)</p>																																														
<p>155. What was the value of all the food stamps received during 1983? (Add monthly amounts to obtain annual figure)</p> <p>\$ <input type="text"/></p> <p>(Nearest dollar)</p>																																														
<p>156. What was the value of all the food stamps received during 1983? (Add monthly amounts to obtain annual figure)</p> <p>\$ <input type="text"/></p> <p>(Nearest dollar)</p>																																														
<p>157. What was the value of all the food stamps received during 1983? (Add monthly amounts to obtain annual figure)</p> <p>\$ <input type="text"/></p> <p>(Nearest dollar)</p>																																														
<p>158. What was the value of all the food stamps received during 1983? (Add monthly amounts to obtain annual figure)</p> <p>\$ <input type="text"/></p> <p>(Nearest dollar)</p>																																														
<p>159. What was the value of all the food stamps received during 1983? (Add monthly amounts to obtain annual figure)</p> <p>\$ <input type="text"/></p> <p>(Nearest dollar)</p>																																														
<p>160. What was the value of all the food stamps received during 1983? (Add monthly amounts to obtain annual figure)</p> <p>\$ <input type="text"/></p> <p>(Nearest dollar)</p>																																														
<p>161. What was the value of all the food stamps received during 1983? (Add monthly amounts to obtain annual figure)</p> <p>\$ <input type="text"/></p> <p>(Nearest dollar)</p>																																														
<p>162. What was the value of all the food stamps received during 1983? (Add monthly amounts to obtain annual figure)</p> <p>\$ <input type="text"/></p> <p>(Nearest dollar)</p>																																														
<p>163. What was the value of all the food stamps received during 1983? (Add monthly amounts to obtain annual figure)</p> <p>\$ <input type="text"/></p> <p>(Nearest dollar)</p>																																														
<p>164. What was the value of all the food stamps received during 1983? (Add monthly amounts to obtain annual figure)</p> <p>\$ <input type="text"/></p> <p>(Nearest dollar)</p>																																														
<p>165. What was the value of all the food stamps received during 1983? (Add monthly amounts to obtain annual figure)</p> <p>\$ <input type="text"/></p> <p>(Nearest dollar)</p>																																														
<p>166. What was the value of all the food stamps received during 1983? (Add monthly amounts to obtain annual figure)</p> <p>\$ <input type="text"/></p> <p>(Nearest dollar)</p>																																														
<p>167. What was the value of all the food stamps received during 1983? (Add monthly amounts to obtain annual figure)</p> <p>\$ <input type="text"/></p> <p>(Nearest dollar)</p>																																														
<p>168. What was the value of all the food stamps received during 1983? (Add monthly amounts to obtain annual figure)</p> <p>\$ <input type="text"/></p> <p>(Nearest dollar)</p>																																														
<p>169. What was the value of all the food stamps received during 1983? (Add monthly amounts to obtain annual figure)</p> <p>\$ <input type="text"/></p> <p>(Nearest dollar)</p>																																														
<p>170. What was the value of all the food stamps received during 1983? (Add monthly amounts to obtain annual figure)</p> <p>\$ <input type="text"/></p> <p>(Nearest dollar)</p>																																														
<p>171. What was the value of all the food stamps received during 1983? (Add monthly amounts to obtain annual figure)</p> <p>\$ <input type="text"/></p> <p>(Nearest dollar)</p>																																														
<p>172. What was the value of all the food stamps received during 1983? (Add monthly amounts to obtain annual figure)</p> <p>\$ <input type="text"/></p> <p>(Nearest dollar)</p>																																														
<p>173. What was the value of all the food stamps received during 1983? (Add monthly amounts to obtain annual figure)</p> <p>\$ <input type="text"/></p> <p>(Nearest dollar)</p>																																														
<p>174. What was the value of all the food stamps received during 1983? (Add monthly amounts to obtain annual figure)</p> <p>\$ <input type="text"/></p> <p>(Nearest dollar)</p>																																														
<p>175. What was the value of all the food stamps received during 1983? (Add monthly amounts to obtain annual figure)</p> <p>\$ <input type="text"/></p> <p>(Nearest dollar)</p>																																														
<p>176. What was the value of all the food stamps received during 1983? (Add monthly amounts to obtain annual figure)</p> <p>\$ <input type="text"/></p> <p>(Nearest dollar)</p>																																														
<p>177. What was the value of all the food stamps received during 1983? (Add monthly amounts to obtain annual figure)</p> <p>\$ <input type="text"/></p> <p>(Nearest dollar)</p>																																														
<p>178. What was the value of all the food stamps received during 1983? (Add monthly amounts to obtain annual figure)</p> <p>\$ <input type="text"/></p> <p>(Nearest dollar)</p>																																														
<p>179. What was the value of all the food stamps received during 1983? (Add monthly amounts to obtain annual figure)</p> <p>\$ <input type="text"/></p> <p>(Nearest dollar)</p>																																														
<p>180. What was the value of all the food stamps received during 1983? (Add monthly amounts to obtain annual figure)</p> <p>\$ <input type="text"/></p> <p>(Nearest dollar)</p>																																														
<p>181. What was the value of all the food stamps received during 1983? (Add monthly amounts to obtain annual figure)</p> <p>\$ <input type="text"/></p> <p>(Nearest dollar)</p>																																														
<p>182. What was the value of all the food stamps received during 1983? (Add monthly amounts to obtain annual figure)</p> <p>\$ <input type="text"/></p> <p>(Nearest dollar)</p>																																														
<p>183. What was the value of all the food stamps received during 1983? (Add monthly amounts to obtain annual figure)</p> <p>\$ <input type="text"/></p> <p>(Nearest dollar)</p>																																														
<p>184. What was the value of all the food stamps received during 1983? (Add monthly amounts to obtain annual figure)</p> <p>\$ <input type="text"/></p> <p>(Nearest dollar)</p>																																														
<p>185. What was the value of all the food stamps received during 1983? (Add monthly amounts to obtain annual figure)</p> <p>\$ <input type="text"/></p> <p>(Nearest dollar)</p>																																														
<p>186. What was the value of all the food stamps received during 1983? (Add monthly amounts to obtain annual figure)</p> <p>\$ <input type="text"/></p> <p>(Nearest dollar)</p>																																														
<p>187. What was the value of all the food stamps received during 1983? (Add monthly amounts to obtain annual figure)</p> <p>\$ <input type="text"/></p> <p>(Nearest dollar)</p>																																														
<p>188. What was the value of all the food stamps received during 1983? (Add monthly amounts to obtain annual figure)</p> <p>\$ <input type="text"/></p> <p>(Nearest dollar)</p>																																														
<p>189. What was the value of all the food stamps received during 1983? (Add monthly amounts to obtain annual figure)</p> <p>\$ <input type="text"/></p> <p>(Nearest dollar)</p>																																														
<p>190. What was the value of all the food stamps received during 1983? (Add monthly amounts to obtain annual figure)</p> <p>\$ <input type="text"/></p> <p>(Nearest dollar)</p>																																														
<p>191. What was the value of all the food stamps received during 1983? (Add monthly amounts to obtain annual figure)</p> <p>\$ <input type="text"/></p> <p>(Nearest dollar)</p>																																														
<p>192. What was the value of all the food stamps received during 1983? (Add monthly amounts to obtain annual figure)</p> <p>\$ <input type="text"/></p> <p>(Nearest dollar)</p>																																														
<p>193. What was the value of all the food stamps received during 1983? (Add monthly amounts to obtain annual figure)</p> <p>\$ <input type="text"/></p> <p>(Nearest dollar)</p>																																														
<p>194. What was the value of all the food stamps received during 1983? (Add monthly amounts to obtain annual figure)</p> <p>\$ <input type="text"/></p> <p>(Nearest dollar)</p>																																														
<p>195. What was the value of all the food stamps received during 1983? (Add monthly amounts to obtain annual figure)</p> <p>\$ <input type="text"/></p> <p>(Nearest dollar)</p>																																														
<p>196. What was the value of all the food stamps received during 1983? (Add monthly amounts to obtain annual figure)</p> <p>\$ <input type="text"/></p> <p>(Nearest dollar)</p>																																														
<p>197. What was the value of all the food stamps received during 1983? (Add monthly amounts to obtain annual figure)</p> <p>\$ <input type="text"/></p> <p>(Nearest dollar)</p>																																														
<p>198. What was the value of all the food stamps received during 1983? (Add monthly amounts to obtain annual figure)</p> <p>\$ <input type="text"/></p> <p>(Nearest dollar)</p>																																														
<p>199. What was the value of all the food stamps received during 1983? (Add monthly amounts to obtain annual figure)</p> <p>\$ <input type="text"/></p> <p>(Nearest dollar)</p>																																														
<p>200. What was the value of all the food stamps received during 1983? (Add monthly amounts to obtain annual figure)</p> <p>\$ <input type="text"/></p> <p>(Nearest dollar)</p>																																														

IF CIVILIAN 14+; BEGIN WITH ITEM 29A. IF CURRENT ARMED FORCES MEMBER, BEGIN WITH ITEM 48A.

18A. LINE NUMBER	POP. STATUS	18D. AGE	18G. Sex	OFFICE USE ONLY
1	CIV	14+	Male	
2	A.F.		Female	

29A. Did ... work at a job or business at any time during 1983?
Yes (Ship to 33) No

29B. Did ... do any temporary, part-time, or seasonal work even for a few days during 1983?
Yes (Ship to 33) No

30. Even though ... did not work in 1983, did he/she spend any time trying to find a job or on layoff?
Yes No (Ship to 32)

31. How many different weeks was ... looking for work or on layoff from a job?
(Mark weeks)

32. What was the main reason ... did not work in 1983?
Ill or disabled and unable to work (Ship to 51A)
Retired (Ship to 51A)
Taking care of home or family ...
Going to school ...
Could not find work ...
Doing something else ...

33. During 1983 in how many weeks did ... work even for a few hours? Include paid vacation and sick leave as work.
(Mark weeks and Go to 34)

34. INTERVIEWER CHECK ITEM
Number of weeks in item 33 is: 1-49 (Ship to 36) 50-51 (Ask 35) 52 (Ship to 39)

35. Did ... lose any full weeks of work in 1983 because he/she was on layoff from a job or lost a job?
Yes No (Ship to 39)

36. You said ... worked about (entry in item 33) weeks in 1983. How many of the remaining (52 minus entry in item 33) weeks was ... looking for work or on layoff from a job?
(Mark weeks and ask 37)

37. Were the (entry in item 36) weeks ... was looking for work (or on layoff) all in one stretch?
Yes - 1 stretch (Go to 38)
No - 2 stretches (Go to 38)
No - 3+ stretches (Go to 38)

38. What was the main reason ... was not working or looking for work in the remaining weeks of 1983?
Ill or disabled and unable to work
Taking care of home or family ...
Going to school ...
Retired ...
No work available ...
Other (Specify)

39. For how many employers did ... work in 1983? If more than one at same time, only count it as one employer.
1 (Ship to 41)
2 (Ask 40)
3+ (Ask 40)

40. Did ... look for work between jobs in 1983?
Yes No

41. In the weeks that ... worked, how many hours did ... usually work per week?
(Mark hours) (Go to 42)

42. INTERVIEWER CHECK ITEM
Number of hours in item 41 is: 1-34 (Ship to 44) 35+ (Ask 43)

43. Did ... work less than 35 hours for at least one week in 1983? Exclude time off with pay because of holidays, vacation, days off, or sickness.
Yes (Ask 44) No (Ship to 46)

44. How many weeks did ... work less than 35 hours in 1983?
(Mark weeks)

45. What was the main reason ... worked less than 35 hours per week?
Could not find a full time job ...
Wanted to work part time or only able to work part time ...
Sick work or material shortage ...
Other (Ask 46)

46. What was ...'s longest job during 1983? (Compare with entry in CPS-1 item 23)
Same as item 23 (Ship to 48A or 48B)
Different from item 23 or item 23 blank (Specify in 47A-47E)

47A. For whom did ... work?
47B. What kind of business or industry is this?
47C. What kind of work was ... doing?
47D. What were ...'s most important activities or duties?
47E. CLASS OF WORKER
Private ... P Self-employment
Federal Gov't ... F (Ask Inc.) Yes ... I (Ask 48A) No ... SE (Ask 48B)
State Gov't ... S Without pay ... WP (Ship to 49A)
Local Gov't ... L

48A. How much did ... earn from this employer before deductions during 1983?
48B. What was ... net earnings from this business/farm after expenses during 1983?
\$ Lost money

48C. Does this amount include all tips, bonuses, overtime pay or commissions ... may have received?
Yes No (Probe and make corrections to 48A)

48A. Did ... earn money from any other work he/she did during 1983?
Yes No (Ship to 50A)

48B. How much did ... earn from:
All other employers? His/her own business after expenses? His/her farm after expenses?
Yes No Yes No Yes No
\$ \$ \$
Lost money Lost money

50A. INTERVIEWER CHECK ITEM Longest job (item 46) is farmer?
Yes No (Ship to 51A)

50B. Other than the farm income we have already talked about, did ... receive any income from agricultural work done for others, recreational services, or government farm programs other than loans?
Yes No (Probe and make corrections to 48A or 49B)

51A. At any time during 1983 did ... receive any State or Federal unemployment compensation?
Yes No (Ship to 52A)
Any Supplemental Unemployment Benefits (SUB)? Yes No
Any Union unemployment or strike benefits? Yes No

51B. How much did ... receive in unemployment benefits during 1983?
\$

52A. During 1983 did ... receive any Worker's Compensation payments or other payments as a result of a job related injury or illness? (Exclude sick pay and disability retirement)
Yes No (Ship to 53)

52B. What was the source of these payments?
State Workers Compensation ...
Employer or employer's insurance ...
Own insurance ...
Other ...

52C. How much compensation did ... receive during 1983?
\$

53. Was ... living in this house (Apt.) 1 year ago; that is, on March 1, 1983?
Yes (Ship to 55) No (Ask 54A)

54A. Where did ... live on March 1, 1983?
1. Name of State, foreign country, U.S. possession, etc.
2. Name of county
3. Name of city, town, village, etc.
4. Did ... live inside the limits of that city, town, village, etc?
Yes No
5. Did ... also live in that house (Apt.) 5 years ago; that is, on March 1, 1979?
Yes (Next person) No (Ask 55)

55. Where was ... living 5 years ago, on March 1, 1979? (Mark category in reference to ...'s current address)
Current house (Apt.)
Different house (Apt.) this county
Different county, this State
Different state (Specify)
Outside United States

COMPLETE LINE NUMBER FOR ALL PERSONS 14+ BEFORE BEGINNING QUESTIONS ON EACH PAGE (NAME IS OPTIONAL)				
NAME (Optional)				
LINE NUMBER (Item 18A)	Page 3	Page 4	Page 5	Page 6
	0 0 1 1 2 2 3 3 4 4 5 5 6 6 7 7 8 8 9 9	0 0 1 1 2 2 3 3 4 4 5 5 6 6 7 7 8 8 9 9	0 0 1 1 2 2 3 3 4 4 5 5 6 6 7 7 8 8 9 9	0 0 1 1 2 2 3 3 4 4 5 5 6 6 7 7 8 8 9 9
56. DURING 1983 DID ANYONE IN THIS HOUSEHOLD RECEIVE: 56A. Any Social Security payments from the U.S. Government? Yes <input checked="" type="checkbox"/> No <input type="checkbox"/> (Skip to 57A)				
56B. Who received Social Security payments either for themselves or as combined payments with other family members? Complete 56C & 56D for each person with a "Yes" in 56B 56C. In how many months of 1983 did ... receive Social Security payments? 56D. How much did ... receive in Social Security payments during 1983? (separate combined payments) NOTE: Social Security checks are green-colored checks. Do not count pale gold SSI checks as Social Security.	Yes <input type="checkbox"/> No <input type="checkbox"/> Months <input type="text"/> 0 1 2 3 4 5 6 7 8 9 \$ <input type="text"/> 0 1 2 3 4 5 6 7 8 9 <input type="checkbox"/> Already included	Yes <input type="checkbox"/> No <input type="checkbox"/> Months <input type="text"/> 0 1 2 3 4 5 6 7 8 9 \$ <input type="text"/> 0 1 2 3 4 5 6 7 8 9 <input type="checkbox"/> Already included	Yes <input type="checkbox"/> No <input type="checkbox"/> Months <input type="text"/> 0 1 2 3 4 5 6 7 8 9 \$ <input type="text"/> 0 1 2 3 4 5 6 7 8 9 <input type="checkbox"/> Already included	Yes <input type="checkbox"/> No <input type="checkbox"/> Months <input type="text"/> 0 1 2 3 4 5 6 7 8 9 \$ <input type="text"/> 0 1 2 3 4 5 6 7 8 9 <input type="checkbox"/> Already included
56E. INTERVIEWER CHECK ITEM <input type="checkbox"/> Children under 23 present - (Ask 56F) <input type="checkbox"/> No children under 23 present - (Skip to 57) 56F. Did anyone in this household receive any separate Social Security payments which we have not talked about for the children in this household? Yes <input type="checkbox"/> No <input checked="" type="checkbox"/> (If "Yes," make necessary changes to include this amount in 56D for person receiving)				
57. DURING 1983 DID ANYONE IN THIS HOUSEHOLD RECEIVE: 57A. Any SSI payments, that is, Supplemental Security Income? Yes <input checked="" type="checkbox"/> No <input type="checkbox"/> (Go to next page)				
57B. Who received SSI? (Anyone else?) (Complete 57C for each person with "Yes" in 57B) 57C. How much did ... receive in Supplemental Security Income during 1983? (Include both Federal and State SSI) NOTE: Federal SSI checks are pale gold in color and usually arrive on the 1st of every month (Go to 57C for next person with "Yes" in 57B or go to next page)	Yes <input type="checkbox"/> No <input type="checkbox"/> \$ <input type="text"/> 0 1 2 3 4 5 6 7 8 9 <input type="checkbox"/>	Yes <input type="checkbox"/> No <input type="checkbox"/> \$ <input type="text"/> 0 1 2 3 4 5 6 7 8 9 <input type="checkbox"/>	Yes <input type="checkbox"/> No <input type="checkbox"/> \$ <input type="text"/> 0 1 2 3 4 5 6 7 8 9 <input type="checkbox"/>	Yes <input type="checkbox"/> No <input type="checkbox"/> \$ <input type="text"/> 0 1 2 3 4 5 6 7 8 9 <input type="checkbox"/>
Medicare Deduction: \$12/month				

NAME (Optional)	Page 3	Page 4	Page 5	Page 6																																																							
LINE NUMBER (from 18A)																																																											
58A. (Other than Social Security), did anyone in this household receive any income in 1983 as a survivor or widow such as survivor or widow's pensions, estates, trusts, annuities, or any other survivor benefits? Yes <input checked="" type="checkbox"/> No <input type="checkbox"/> (Go to next page)																																																											
58B. Who received this income? (Anyone else?) (Complete 58C to 58G for each person with a "Yes" in 58B) 58C. What was the source of this income? (Any other widow or survivor income?) <table style="width: 100%; border-collapse: collapse;"> <tr> <td style="width: 30%;">01. Veteran survivor pension</td> <td>Yes <input type="checkbox"/> No <input type="checkbox"/></td> <td>Yes <input type="checkbox"/> No <input type="checkbox"/></td> <td>Yes <input type="checkbox"/> No <input type="checkbox"/></td> <td>Yes <input type="checkbox"/> No <input type="checkbox"/></td> </tr> <tr> <td>02. Company or union survivor pension (inc. profit sharing)</td> <td>Yes <input type="checkbox"/> No <input type="checkbox"/></td> <td>Yes <input type="checkbox"/> No <input type="checkbox"/></td> <td>Yes <input type="checkbox"/> No <input type="checkbox"/></td> <td>Yes <input type="checkbox"/> No <input type="checkbox"/></td> </tr> <tr> <td>03. Federal Government (Civil Service) pension</td> <td>Yes <input type="checkbox"/> No <input type="checkbox"/></td> <td>Yes <input type="checkbox"/> No <input type="checkbox"/></td> <td>Yes <input type="checkbox"/> No <input type="checkbox"/></td> <td>Yes <input type="checkbox"/> No <input type="checkbox"/></td> </tr> <tr> <td>04. U.S. Military retirement survivor pension</td> <td>Yes <input type="checkbox"/> No <input type="checkbox"/></td> <td>Yes <input type="checkbox"/> No <input type="checkbox"/></td> <td>Yes <input type="checkbox"/> No <input type="checkbox"/></td> <td>Yes <input type="checkbox"/> No <input type="checkbox"/></td> </tr> <tr> <td>05. State or Local gov't. survivor pension</td> <td>Yes <input type="checkbox"/> No <input type="checkbox"/></td> <td>Yes <input type="checkbox"/> No <input type="checkbox"/></td> <td>Yes <input type="checkbox"/> No <input type="checkbox"/></td> <td>Yes <input type="checkbox"/> No <input type="checkbox"/></td> </tr> <tr> <td>06. U.S. Railroad retirement survivor pension</td> <td>Yes <input checked="" type="checkbox"/> No <input type="checkbox"/></td> <td>Yes <input checked="" type="checkbox"/> No <input type="checkbox"/></td> <td>Yes <input checked="" type="checkbox"/> No <input type="checkbox"/></td> <td>Yes <input checked="" type="checkbox"/> No <input type="checkbox"/></td> </tr> <tr> <td>07. Worker's compensation survivor</td> <td>Yes <input type="checkbox"/> No <input type="checkbox"/></td> <td>Yes <input type="checkbox"/> No <input type="checkbox"/></td> <td>Yes <input type="checkbox"/> No <input type="checkbox"/></td> <td>Yes <input type="checkbox"/> No <input type="checkbox"/></td> </tr> <tr> <td>08. Black lung survivor pension</td> <td>Yes <input type="checkbox"/> No <input type="checkbox"/></td> <td>Yes <input type="checkbox"/> No <input type="checkbox"/></td> <td>Yes <input type="checkbox"/> No <input type="checkbox"/></td> <td>Yes <input type="checkbox"/> No <input type="checkbox"/></td> </tr> <tr> <td>09. Regular payments from estates or trusts</td> <td>Yes <input type="checkbox"/> No <input type="checkbox"/></td> <td>Yes <input type="checkbox"/> No <input type="checkbox"/></td> <td>Yes <input type="checkbox"/> No <input type="checkbox"/></td> <td>Yes <input type="checkbox"/> No <input type="checkbox"/></td> </tr> <tr> <td>10. Regular payments from annuities or paid-up insurance policies</td> <td>Yes <input type="checkbox"/> No <input type="checkbox"/></td> <td>Yes <input type="checkbox"/> No <input type="checkbox"/></td> <td>Yes <input type="checkbox"/> No <input type="checkbox"/></td> <td>Yes <input type="checkbox"/> No <input type="checkbox"/></td> </tr> <tr> <td>11. Other or don't know (Specify in Notes)</td> <td>Yes <input type="checkbox"/> No <input type="checkbox"/></td> <td>Yes <input type="checkbox"/> No <input type="checkbox"/></td> <td>Yes <input type="checkbox"/> No <input type="checkbox"/></td> <td>Yes <input type="checkbox"/> No <input type="checkbox"/></td> </tr> </table>	01. Veteran survivor pension	Yes <input type="checkbox"/> No <input type="checkbox"/>	Yes <input type="checkbox"/> No <input type="checkbox"/>	Yes <input type="checkbox"/> No <input type="checkbox"/>	Yes <input type="checkbox"/> No <input type="checkbox"/>	02. Company or union survivor pension (inc. profit sharing)	Yes <input type="checkbox"/> No <input type="checkbox"/>	Yes <input type="checkbox"/> No <input type="checkbox"/>	Yes <input type="checkbox"/> No <input type="checkbox"/>	Yes <input type="checkbox"/> No <input type="checkbox"/>	03. Federal Government (Civil Service) pension	Yes <input type="checkbox"/> No <input type="checkbox"/>	Yes <input type="checkbox"/> No <input type="checkbox"/>	Yes <input type="checkbox"/> No <input type="checkbox"/>	Yes <input type="checkbox"/> No <input type="checkbox"/>	04. U.S. Military retirement survivor pension	Yes <input type="checkbox"/> No <input type="checkbox"/>	Yes <input type="checkbox"/> No <input type="checkbox"/>	Yes <input type="checkbox"/> No <input type="checkbox"/>	Yes <input type="checkbox"/> No <input type="checkbox"/>	05. State or Local gov't. survivor pension	Yes <input type="checkbox"/> No <input type="checkbox"/>	Yes <input type="checkbox"/> No <input type="checkbox"/>	Yes <input type="checkbox"/> No <input type="checkbox"/>	Yes <input type="checkbox"/> No <input type="checkbox"/>	06. U.S. Railroad retirement survivor pension	Yes <input checked="" type="checkbox"/> No <input type="checkbox"/>	Yes <input checked="" type="checkbox"/> No <input type="checkbox"/>	Yes <input checked="" type="checkbox"/> No <input type="checkbox"/>	Yes <input checked="" type="checkbox"/> No <input type="checkbox"/>	07. Worker's compensation survivor	Yes <input type="checkbox"/> No <input type="checkbox"/>	Yes <input type="checkbox"/> No <input type="checkbox"/>	Yes <input type="checkbox"/> No <input type="checkbox"/>	Yes <input type="checkbox"/> No <input type="checkbox"/>	08. Black lung survivor pension	Yes <input type="checkbox"/> No <input type="checkbox"/>	Yes <input type="checkbox"/> No <input type="checkbox"/>	Yes <input type="checkbox"/> No <input type="checkbox"/>	Yes <input type="checkbox"/> No <input type="checkbox"/>	09. Regular payments from estates or trusts	Yes <input type="checkbox"/> No <input type="checkbox"/>	Yes <input type="checkbox"/> No <input type="checkbox"/>	Yes <input type="checkbox"/> No <input type="checkbox"/>	Yes <input type="checkbox"/> No <input type="checkbox"/>	10. Regular payments from annuities or paid-up insurance policies	Yes <input type="checkbox"/> No <input type="checkbox"/>	Yes <input type="checkbox"/> No <input type="checkbox"/>	Yes <input type="checkbox"/> No <input type="checkbox"/>	Yes <input type="checkbox"/> No <input type="checkbox"/>	11. Other or don't know (Specify in Notes)	Yes <input type="checkbox"/> No <input type="checkbox"/>	Yes <input type="checkbox"/> No <input type="checkbox"/>	Yes <input type="checkbox"/> No <input type="checkbox"/>	Yes <input type="checkbox"/> No <input type="checkbox"/>				
01. Veteran survivor pension	Yes <input type="checkbox"/> No <input type="checkbox"/>	Yes <input type="checkbox"/> No <input type="checkbox"/>	Yes <input type="checkbox"/> No <input type="checkbox"/>	Yes <input type="checkbox"/> No <input type="checkbox"/>																																																							
02. Company or union survivor pension (inc. profit sharing)	Yes <input type="checkbox"/> No <input type="checkbox"/>	Yes <input type="checkbox"/> No <input type="checkbox"/>	Yes <input type="checkbox"/> No <input type="checkbox"/>	Yes <input type="checkbox"/> No <input type="checkbox"/>																																																							
03. Federal Government (Civil Service) pension	Yes <input type="checkbox"/> No <input type="checkbox"/>	Yes <input type="checkbox"/> No <input type="checkbox"/>	Yes <input type="checkbox"/> No <input type="checkbox"/>	Yes <input type="checkbox"/> No <input type="checkbox"/>																																																							
04. U.S. Military retirement survivor pension	Yes <input type="checkbox"/> No <input type="checkbox"/>	Yes <input type="checkbox"/> No <input type="checkbox"/>	Yes <input type="checkbox"/> No <input type="checkbox"/>	Yes <input type="checkbox"/> No <input type="checkbox"/>																																																							
05. State or Local gov't. survivor pension	Yes <input type="checkbox"/> No <input type="checkbox"/>	Yes <input type="checkbox"/> No <input type="checkbox"/>	Yes <input type="checkbox"/> No <input type="checkbox"/>	Yes <input type="checkbox"/> No <input type="checkbox"/>																																																							
06. U.S. Railroad retirement survivor pension	Yes <input checked="" type="checkbox"/> No <input type="checkbox"/>	Yes <input checked="" type="checkbox"/> No <input type="checkbox"/>	Yes <input checked="" type="checkbox"/> No <input type="checkbox"/>	Yes <input checked="" type="checkbox"/> No <input type="checkbox"/>																																																							
07. Worker's compensation survivor	Yes <input type="checkbox"/> No <input type="checkbox"/>	Yes <input type="checkbox"/> No <input type="checkbox"/>	Yes <input type="checkbox"/> No <input type="checkbox"/>	Yes <input type="checkbox"/> No <input type="checkbox"/>																																																							
08. Black lung survivor pension	Yes <input type="checkbox"/> No <input type="checkbox"/>	Yes <input type="checkbox"/> No <input type="checkbox"/>	Yes <input type="checkbox"/> No <input type="checkbox"/>	Yes <input type="checkbox"/> No <input type="checkbox"/>																																																							
09. Regular payments from estates or trusts	Yes <input type="checkbox"/> No <input type="checkbox"/>	Yes <input type="checkbox"/> No <input type="checkbox"/>	Yes <input type="checkbox"/> No <input type="checkbox"/>	Yes <input type="checkbox"/> No <input type="checkbox"/>																																																							
10. Regular payments from annuities or paid-up insurance policies	Yes <input type="checkbox"/> No <input type="checkbox"/>	Yes <input type="checkbox"/> No <input type="checkbox"/>	Yes <input type="checkbox"/> No <input type="checkbox"/>	Yes <input type="checkbox"/> No <input type="checkbox"/>																																																							
11. Other or don't know (Specify in Notes)	Yes <input type="checkbox"/> No <input type="checkbox"/>	Yes <input type="checkbox"/> No <input type="checkbox"/>	Yes <input type="checkbox"/> No <input type="checkbox"/>	Yes <input type="checkbox"/> No <input type="checkbox"/>																																																							
(Complete 58D and 58E for first "Yes" in 58C) 58D. Income Source Code 0 1 2 3 4 5 6 7 8 9																																																											
58E. How much did ... receive in ... (read source) during 1983? (Complete 58F and 58G for next income source marked or go to 58C for next person with "Yes" in 58B or go to next page)	\$ <input type="text"/>	\$ <input type="text"/>	\$ <input type="text"/>	\$ <input type="text"/>																																																							
58F. Income Source Code 0 1 2 3 4 5 6 7 8 9																																																											
58G. How much did ... receive in ... (read source) during 1983? (Go to 58C for next person with "Yes" in 58B or go to next page)	\$ <input type="text"/>	\$ <input type="text"/>	\$ <input type="text"/>	\$ <input type="text"/>																																																							
NOTES: _____ _____ _____ _____ _____																																																											

NAME (Optional)				
LINE NUMBER (Item 18A)	Page 3	Page 4	Page 5	Page 6
59A. Does anyone in this household have a health problem or disability which prevents them from working or which limits the kind or amount of work they can do?				
Yes <input checked="" type="checkbox"/> No <input type="checkbox"/> (Skip to 60A)				
59B. Who is that? (Anyone else?)	Yes <input type="checkbox"/> No <input type="checkbox"/>	Yes <input type="checkbox"/> No <input type="checkbox"/>	Yes <input type="checkbox"/> No <input type="checkbox"/>	Yes <input type="checkbox"/> No <input type="checkbox"/>
60A. Is there anyone in this household who has a service-connected disability or who ever retired or left a job for health reasons?				
Yes <input checked="" type="checkbox"/> No <input type="checkbox"/> (Skip to 61A)				
60B. Who is that? (Anyone else?)	Yes <input type="checkbox"/> No <input type="checkbox"/>	Yes <input type="checkbox"/> No <input type="checkbox"/>	Yes <input type="checkbox"/> No <input type="checkbox"/>	Yes <input type="checkbox"/> No <input type="checkbox"/>
61A. INTERVIEWER CHECK ITEM				
"No" to both 59A and 60A (Skip to next page) "Yes" in either 59A or 60A <input checked="" type="checkbox"/>				
(Complete 61B to 61G for each person with a "Yes" in either 59B or 60B) 61B. (Other than Social Security) did ... receive any income in 1983 as a result of this health problem (disability/handicap)?	Yes <input type="checkbox"/> No <input type="checkbox"/> (Ask 61B for next person with "Yes" in 59B or 60B or skip to next page)	Yes <input type="checkbox"/> No <input type="checkbox"/> (Ask 61B for next person with "Yes" in 59B or 60B or skip to next page)	Yes <input type="checkbox"/> No <input type="checkbox"/> (Ask 61B for next person with "Yes" in 59B or 60B or skip to next page)	Yes <input type="checkbox"/> No <input type="checkbox"/> (Ask 61B for next person with "Yes" in 59B or 60B or skip to next page)
61C. What was the source of this income? (List other income related to this health condition or disability?)				
01. Veterans' disability Yes <input type="checkbox"/> No <input type="checkbox"/> 02. Worker's compensation Yes <input type="checkbox"/> No <input type="checkbox"/> 03. Company or union disability Yes <input type="checkbox"/> No <input type="checkbox"/> 04. Federal Government (Civil Service) disability Yes <input type="checkbox"/> No <input type="checkbox"/> 05. U.S. military retirement disability Yes <input type="checkbox"/> No <input type="checkbox"/> 06. State or local gov't. employee disability Yes <input type="checkbox"/> No <input type="checkbox"/> 07. U.S. Railroad Retirement disability Yes <input checked="" type="checkbox"/> No <input type="checkbox"/> 08. Accident or disability insurance Yes <input type="checkbox"/> No <input type="checkbox"/> 09. Black Lung miner's disability Yes <input type="checkbox"/> No <input type="checkbox"/> 10. State temporary sickness Yes <input type="checkbox"/> No <input type="checkbox"/> 11. Other or don't know (Specify in notes) Yes <input type="checkbox"/> No <input type="checkbox"/>				
(Complete 61D & 61E for first "Yes" in 61C) 61D. Income Source Code				
61E. How much did ... receive from (read source) during 1983? (Complete 61F and 61G for next income source marked or go to 61B for next person with "Yes" in either 59A or 60A or go to next page)	\$ <input type="text"/>	\$ <input type="text"/>	\$ <input type="text"/>	\$ <input type="text"/>
61F. Income Source Code				
61G. How much did ... receive from (read source) during 1983? (Go to 61B for next person with "Yes" in either 59B or 60B or go to next page)	\$ <input type="text"/>	\$ <input type="text"/>	\$ <input type="text"/>	\$ <input type="text"/>

NAME (Optional)	Page 3	Page 4	Page 5	Page 6
LINE NUMBER (Item 18A)				
62A. (Other than Social Security) During 1983 did anyone in this household receive any pension or retirement income from a previous employer or union (pouse), or any other type of retirement income? Yes <input checked="" type="checkbox"/> No <input type="checkbox"/> (Go to next page)				
62B. Who received pension or retirement income? (Anyone else?) (Complete 62C-62G for each person with a "Yes" in 62B)	Yes <input type="checkbox"/> No <input type="checkbox"/>	Yes <input type="checkbox"/> No <input type="checkbox"/>	Yes <input type="checkbox"/> No <input type="checkbox"/>	Yes <input type="checkbox"/> No <input type="checkbox"/>
62C. What was the source of this income? (Any other pension or retirement income?)				
1. Company or union pension (inc. profit sharing)	Yes <input type="checkbox"/> No <input type="checkbox"/>	Yes <input type="checkbox"/> No <input type="checkbox"/>	Yes <input type="checkbox"/> No <input type="checkbox"/>	Yes <input type="checkbox"/> No <input type="checkbox"/>
2. Federal Government (Civil Service) retirement	Yes <input type="checkbox"/> No <input type="checkbox"/>	Yes <input type="checkbox"/> No <input type="checkbox"/>	Yes <input type="checkbox"/> No <input type="checkbox"/>	Yes <input type="checkbox"/> No <input type="checkbox"/>
3. U.S. Military retirement	Yes <input type="checkbox"/> No <input type="checkbox"/>	Yes <input type="checkbox"/> No <input type="checkbox"/>	Yes <input type="checkbox"/> No <input type="checkbox"/>	Yes <input type="checkbox"/> No <input type="checkbox"/>
4. State or local government pension	Yes <input type="checkbox"/> No <input type="checkbox"/>	Yes <input type="checkbox"/> No <input type="checkbox"/>	Yes <input type="checkbox"/> No <input type="checkbox"/>	Yes <input type="checkbox"/> No <input type="checkbox"/>
5. U.S. Railroad Retirement	Yes <input type="checkbox"/> No <input type="checkbox"/>	Yes <input type="checkbox"/> No <input type="checkbox"/>	Yes <input type="checkbox"/> No <input type="checkbox"/>	Yes <input type="checkbox"/> No <input type="checkbox"/>
6. Regular payments from annuities or paid up insurance policies	Yes <input type="checkbox"/> No <input type="checkbox"/>	Yes <input type="checkbox"/> No <input type="checkbox"/>	Yes <input type="checkbox"/> No <input type="checkbox"/>	Yes <input type="checkbox"/> No <input type="checkbox"/>
7. Other sources including IRA or KEOUGH or don't know (Specify in notes)	Yes <input type="checkbox"/> No <input type="checkbox"/>	Yes <input type="checkbox"/> No <input type="checkbox"/>	Yes <input type="checkbox"/> No <input type="checkbox"/>	Yes <input type="checkbox"/> No <input type="checkbox"/>
(Complete 62D and 62E for first "Yes" in 62C)				
62D. INCOME SOURCE CODE	1 2 3 4 5 6 7	1 2 3 4 5 6 7	1 2 3 4 5 6 7	1 2 3 4 5 6 7
62E. How much did . . . receive from _____ (read source) during 1983? (Fill 62F and 62G for next income source marked or go to 62C for next person with "Yes" in 62B or Skip to next page)	\$ <input type="text"/> 1 2 3 4 5 6 7 8 9 0	\$ <input type="text"/> 1 2 3 4 5 6 7 8 9 0	\$ <input type="text"/> 1 2 3 4 5 6 7 8 9 0	\$ <input type="text"/> 1 2 3 4 5 6 7 8 9 0
62F. INCOME SOURCE CODE	1 2 3 4 5 6 7	1 2 3 4 5 6 7	1 2 3 4 5 6 7	1 2 3 4 5 6 7
62G. How much did . . . receive from _____ (read source) during 1983? (Go to 62C for next person with "Yes" in 62B or go to next page)	\$ <input type="text"/> 1 2 3 4 5 6 7 8 9 0	\$ <input type="text"/> 1 2 3 4 5 6 7 8 9 0	\$ <input type="text"/> 1 2 3 4 5 6 7 8 9 0	\$ <input type="text"/> 1 2 3 4 5 6 7 8 9 0

NAME (Optional)				
LINE NUMBER (Item 18A)	Page 3	Page 4	Page 5	Page 6
66A. During 1983 did anyone in this household attend school beyond the high school level including a college, university or other schools (including vocational, business, or trade schools)? Yes <input checked="" type="checkbox"/> No <input type="checkbox"/> (Go to next page)				
66B. Did anyone receive any educational assistance for tuition, fees, books, or living expenses during 1983? (Exclude loans or assistance from household members) Yes <input checked="" type="checkbox"/> No <input type="checkbox"/> (Go to next page)				
66C. Which member received assistance? (Anyone else?)	Yes <input type="checkbox"/> No <input type="checkbox"/>	Yes <input type="checkbox"/> No <input type="checkbox"/>	Yes <input type="checkbox"/> No <input type="checkbox"/>	Yes <input type="checkbox"/> No <input type="checkbox"/>
(Complete 66D to 66H for each person with "Yes" in 66C) 66D. What type of assistance did ... receive? (Any other assistance?)				
a. G.I. Bill or Veterans' educational assistance program	Yes <input type="checkbox"/> No <input type="checkbox"/>	Yes <input type="checkbox"/> No <input type="checkbox"/>	Yes <input type="checkbox"/> No <input type="checkbox"/>	Yes <input type="checkbox"/> No <input type="checkbox"/>
b. Pell Grant or Basic Education Opportunity Grant	Yes <input type="checkbox"/> No <input type="checkbox"/>	Yes <input type="checkbox"/> No <input type="checkbox"/>	Yes <input type="checkbox"/> No <input type="checkbox"/>	Yes <input type="checkbox"/> No <input type="checkbox"/>
c. Some other government assistance	Yes <input checked="" type="checkbox"/> No <input type="checkbox"/>	Yes <input checked="" type="checkbox"/> No <input type="checkbox"/>	Yes <input checked="" type="checkbox"/> No <input type="checkbox"/>	Yes <input checked="" type="checkbox"/> No <input type="checkbox"/>
d. Scholarships, grants, etc., from the school	Yes <input type="checkbox"/> No <input type="checkbox"/>	Yes <input type="checkbox"/> No <input type="checkbox"/>	Yes <input type="checkbox"/> No <input type="checkbox"/>	Yes <input type="checkbox"/> No <input type="checkbox"/>
e. Other assistance (employers, friends, etc.) (Exclude assistance from household members)	Yes <input type="checkbox"/> No <input type="checkbox"/>	Yes <input type="checkbox"/> No <input type="checkbox"/>	Yes <input type="checkbox"/> No <input type="checkbox"/>	Yes <input type="checkbox"/> No <input type="checkbox"/>
66E. INTERVIEWER CHECK ITEM G.I. Bill marked "YES" in 66D?	Yes <input type="checkbox"/> (Ask 66F) No <input type="checkbox"/> (Skip to 66H)	Yes <input type="checkbox"/> (Ask 66F) No <input type="checkbox"/> (Skip to 66H)	Yes <input type="checkbox"/> (Ask 66F) No <input type="checkbox"/> (Skip to 66H)	Yes <input type="checkbox"/> (Ask 66F) No <input type="checkbox"/> (Skip to 66H)
66F. How much did ... receive in G.I. Bill benefits during 1983?	\$ <input type="text"/>	\$ <input type="text"/>	\$ <input type="text"/>	\$ <input type="text"/>
66G. INTERVIEWER CHECK ITEM Sources other than G.I. Bill marked "Yes" in 66D?	Yes <input type="checkbox"/> (ASK 66H) No <input type="checkbox"/> (Skip to next person marked "Yes" in 66C or Go to next page)	Yes <input type="checkbox"/> (ASK 66H) No <input type="checkbox"/> (Skip to next person marked "Yes" in 66C or Go to next page)	Yes <input type="checkbox"/> (ASK 66H) No <input type="checkbox"/> (Skip to next person marked "Yes" in 66C or Go to next page)	Yes <input type="checkbox"/> (ASK 66H) No <input type="checkbox"/> (Skip to next person marked "Yes" in 66C or Go to next page)
66H. How much did ... receive in (other) educational assistance during 1983? (Go to 66D for next person marked "Yes" in 66C or Go to next page)	\$ <input type="text"/>	\$ <input type="text"/>	\$ <input type="text"/>	\$ <input type="text"/>
NOTES:				

67. Interviewer Check Item Entry in control card (item 33 (family income) is: J-N (Skip to next page) A-I or "blank" <input checked="" type="checkbox"/>				
NAME (Optional)				
LINE NUMBER (Item 18A)	Page 3	Page 4	Page 5	Page 6
68. AT ANY TIME DURING 1983 EVEN FOR ONE MONTH DID ANYONE IN THIS HOUSEHOLD RECEIVE: 68A. any public assistance or welfare payments from the State or local welfare office? Yes <input checked="" type="checkbox"/> No <input type="checkbox"/> (Skip to 69A)				
68B. Who received these payments? (Anyone else?) (Complete 68C to 68D for each person with a "Yes" in 68B)				
68C. Did ... receive AFDC (ADC) or some other type of assistance payments? <input type="checkbox"/> AFDC (ADC) <input type="checkbox"/> AFDC (ADC) <input type="checkbox"/> AFDC (ADC) <input type="checkbox"/> AFDC (ADC) <input type="checkbox"/> Other <input type="checkbox"/> Other <input type="checkbox"/> Other <input type="checkbox"/> Other <input type="checkbox"/> Both <input type="checkbox"/> Both <input type="checkbox"/> Both <input type="checkbox"/> Both				
68D. How much did ... receive in public assistance or welfare during 1983? (Go to 68C for next person with "Yes" in 68B or ask 69)				
69. AT ANY TIME DURING 1983 DID ANYONE IN THIS HOUSEHOLD RECEIVE: 69A. any payments from the Veterans' Administration (VA) (other than we have already talked about)? Yes <input checked="" type="checkbox"/> No <input type="checkbox"/> (Go to next page)				
69B. Who received payments from the Veterans' Administration (VA)? (Anyone else?) (Complete 69C for each person with a "Yes" in 69B)				
69C. How much did ... receive in payments from the Veterans' Administration during 1983? (Ask 69C for next person with "Yes" in 69B or go to next page)				
NOTES:				

NAME (Optional)	Page 3	Page 4	Page 5	Page 6
LINE NUMBER (Item 18A)	Page 3	Page 4	Page 5	Page 6
74. INTERVIEWER CHECK ITEM Item 29A or 29B is "Yes"? (worked last year)	Yes <input type="radio"/> (Go to 74A) No <input checked="" type="radio"/> (Skip to 75)	Yes <input type="radio"/> (Go to 74A) No <input type="radio"/> (Skip to 75)	Yes <input type="radio"/> (Go to 74A) No <input type="radio"/> (Skip to 75)	Yes <input type="radio"/> (Go to 74A) No <input type="radio"/> (Skip to 75)
Complete 74A-74E for each person with "Yes" in 74. 74A. Other than Social Security did the (any) employer or union that ... worked for in 1983 have a pension or other type of retirement plan for any of its employees?	Yes <input type="radio"/> (Ask 74B) No <input type="radio"/> (Skip to 74C) Don't know <input type="radio"/>	Yes <input type="radio"/> (Ask 74B) No <input type="radio"/> (Skip to 74C) Don't know <input type="radio"/>	Yes <input type="radio"/> (Ask 74B) No <input type="radio"/> (Skip to 74C) Don't know <input type="radio"/>	Yes <input type="radio"/> (Ask 74B) No <input type="radio"/> (Skip to 74C) Don't know <input type="radio"/>
74B. Was ... included in that plan?	Yes <input type="radio"/> No <input type="radio"/>	Yes <input type="radio"/> No <input type="radio"/>	Yes <input type="radio"/> No <input type="radio"/>	Yes <input type="radio"/> No <input type="radio"/>
74C. Was ... included in a group health insurance plan on the (any) job he/she held during 1983?	Yes <input type="radio"/> (Ask 74D) No <input type="radio"/> (Go to 74A for next person with "Yes" in 74 or skip to 75) DK <input type="radio"/>	Yes <input type="radio"/> (Ask 74D) No <input type="radio"/> (Go to 74A for next person with "Yes" in 74 or skip to 75) DK <input type="radio"/>	Yes <input type="radio"/> (Ask 74D) No <input type="radio"/> (Go to 74A for next person with "Yes" in 74 or skip to 75) DK <input type="radio"/>	Yes <input type="radio"/> (Ask 74D) No <input type="radio"/> (Go to 74A for next person with "Yes" in 74 or skip to 75) DK <input type="radio"/>
74D. Did ...'s employer or union pay for all, part, or none of the cost of this health plan?	All <input type="radio"/> Part <input type="radio"/> <input checked="" type="radio"/> None <input type="radio"/>	All <input type="radio"/> Part <input type="radio"/> None <input type="radio"/>	All <input type="radio"/> Part <input type="radio"/> <input checked="" type="radio"/> None <input type="radio"/>	All <input type="radio"/> Part <input type="radio"/> None <input type="radio"/>
74E. Other than ..., who else in this household was covered by this group health insurance plan? (Go to 74A for next person with "Yes" in 74 or go to 75)	Spouse only <input type="radio"/> Child(ren) only <input type="radio"/> Spouse and child(ren) <input type="radio"/> Self only <input type="radio"/> Other <input type="radio"/>	Spouse only <input type="radio"/> Child(ren) only <input type="radio"/> Spouse and child(ren) <input type="radio"/> Self only <input type="radio"/> Other <input type="radio"/>	Spouse only <input type="radio"/> Child(ren) only <input type="radio"/> Spouse and child(ren) <input type="radio"/> Self only <input type="radio"/> Other <input type="radio"/>	Spouse only <input type="radio"/> Child(ren) only <input type="radio"/> Spouse and child(ren) <input type="radio"/> Self only <input type="radio"/> Other <input type="radio"/>
75. There are several government programs which provide medical care or help pay medical bills. During 1983 was anyone in this household covered by: 75A. Medicare (for the disabled and elderly)? Yes <input checked="" type="radio"/> No <input type="radio"/> (Skip to 75C)	<input checked="" type="radio"/>	<input checked="" type="radio"/>		
75B. Who was that? (Anyone else?)	Yes <input type="radio"/> No <input type="radio"/>	Yes <input type="radio"/> No <input type="radio"/>	Yes <input type="radio"/> No <input type="radio"/>	Yes <input type="radio"/> No <input type="radio"/>
75C. Medicaid (for the needy)? Yes <input checked="" type="radio"/> No <input type="radio"/> (Skip to 75E)	<input checked="" type="radio"/>			
75D. Who was that? (Anyone else?)	Yes <input type="radio"/> No <input type="radio"/>	Yes <input type="radio"/> No <input type="radio"/>	Yes <input type="radio"/> No <input type="radio"/>	Yes <input type="radio"/> No <input type="radio"/>
75E. CHAMPUS, VA, or military health care? Yes <input checked="" type="radio"/> No <input type="radio"/> (Skip to 75A)	<input checked="" type="radio"/>	<input checked="" type="radio"/>		<input checked="" type="radio"/>
75F. Who was that? (Anyone else?)	Yes <input type="radio"/> No <input type="radio"/>	Yes <input type="radio"/> No <input type="radio"/>	Yes <input type="radio"/> No <input type="radio"/>	Yes <input type="radio"/> No <input type="radio"/>
76A. Did anyone in this household have any (other) health insurance plan at any time during 1983? Do not include accident or disability insurance. Yes <input checked="" type="radio"/> No <input type="radio"/> (Go to item 77 on page 1)	<input checked="" type="radio"/>			
76B. Who was that? (Anyone else?)	Yes <input type="radio"/> No <input type="radio"/>	Yes <input type="radio"/> No <input type="radio"/>	Yes <input type="radio"/> No <input type="radio"/>	Yes <input type="radio"/> No <input type="radio"/>
76C. Other than ..., who else in this household was covered by this plan? (Go to 76C for next person with "Yes" in 76B or item 77 on page 1)	Spouse only <input type="radio"/> Child(ren) only <input type="radio"/> Spouse and child(ren) <input type="radio"/> Self only <input type="radio"/> Other <input type="radio"/>	Spouse only <input type="radio"/> Child(ren) only <input type="radio"/> Spouse and child(ren) <input type="radio"/> Self only <input type="radio"/> Other <input type="radio"/>	Spouse only <input type="radio"/> Child(ren) only <input type="radio"/> Spouse and child(ren) <input type="radio"/> Self only <input type="radio"/> Other <input type="radio"/>	Spouse only <input type="radio"/> Child(ren) only <input type="radio"/> Spouse and child(ren) <input type="radio"/> Self only <input type="radio"/> Other <input type="radio"/>
NOTES:				

APPENDIX A1

INDUSTRY CLASSIFICATION CODES

(Numbers in parentheses are the 1972 SIC code equivalents; see Executive Office of the President, Office of Management and Budget, Standard Industrial Classification Manual, 1972 and the 1977 Supplement. "Pt" means part; "n.e.c." means not elsewhere classified.)

<u>Code</u>	<u>Industry</u>
0-9	not used
10-31	AGRICULTURE, FORESTRY, AND FISHERIES
10	Agricultural production, crops (01)
11	Agricultural production, livestock (02)
12-19	not used
20	Agricultural services, except horticultural (07, except 078)
21	Horticultural services (078)
22-29	not used
30	Forestry (08)
31	Fishing, hunting, and trapping (09)
32-39	not used
40-50	MINING
40	Metal mining (10)
41	Coal mining (11, 12)
42	Crude petroleum and natural gas extraction (13)
43-49	not used
50	Nonmetallic mining and quarrying, except fuel (14)
51-59	not used
60	CONSTRUCTION (15, 16, 17)
61-99	not used
100-392	MANUFACTURING
100-222	Nondurable Goods
100-122	Food and kindred products
100	Meat products (201)
101	Dairy products (202)
102	Canned and preserved fruits and vegetables (203)
103-109	not used
110	Grain mill products (204)
111	Bakery products (205)
112	Sugar and confectionery products (206)
113-119	not used
120	Beverage industries (208)
121	Miscellaneous food preparations and kindred products (207, 209)
122	Not specified food industries
123-129	not used
130	Tobacco manufactures (21)
131	not used
132-150	Textile mill products
132	Knitting mills (225)
133-139	not used
140	Dyeing and finishing textiles, except wool and knit goods (226)

<u>Code</u>	<u>Industry</u>
141	Floor coverings, except hard surface (227)
142	Yarn, thread, and fabric mills (228, 221-224)
143-149	not used
150	Miscellaneous textile mill products (229)
151-152	Apparel and other finished textile products
151	Apparel and accessories, except knit (231-238)
152	Miscellaneous fabricated textile products (239)
153-159	not used
160-162	Paper and allied products
160	Pulp, paper, and paperboard mills (261-263, 266)
161	Miscellaneous paper and pulp products (264)
162	Paperboard containers and boxes (265)
163-170	not used
171-172	Printing, publishing, and allied industries
171	Newspaper publishing and printing (271)
172	Printing, publishing, and allied industries, except newspapers (272-279)
173-179	not used
180-192	Chemicals and allied products
180	Plastics, synthetics, and resins (282)
181	Drugs (283)
182	Soaps and cosmetics (284)
183-189	not used
190	Paints, varnishes, and related products (285)
191	Agricultural chemicals (287)
192	Industrial and miscellaneous chemicals (281, 286, 289)
193-199	not used
200-201	Petroleum and coal products
200	Petroleum refining (291)
201	Miscellaneous petroleum and coal products (295, 299)
202-209	not used
210-212	Rubber and miscellaneous plastics products
210	Tires and inner tubes (301)
211	Other rubber products, and plastics footwear and belting (302-304, 306)
212	Miscellaneous plastics products (307)
213-219	not used
220-222	Leather and leather products
220	Leather tanning and finishing (311)
221	Footwear, except rubber and plastic (313, 314)
222	Leather products, except footwear (315-317, 319)
223-229	not used
230-391	Durable Goods
230-241	Lumber and wood products, except furniture
230	Logging (241)
231	Sawmills, planing mills, and millwork (242, 243)
232	Wood buildings and mobile homes (245)
233-240	not used
241	Miscellaneous wood products (244, 249)
242	Furniture and fixtures (25)
243-249	not used

<u>Code</u>	<u>Industry</u>
250-262	Stone, clay, glass, and concrete products
250	Glass and glass products (321-323)
251	Cement, concrete, gypsum, and plaster products (324, 327)
252	Structural clay products (325)
253-260	not used
261	Pottery and related products (326)
262	Miscellaneous nonmetallic mineral and stone products (328, 329)
263-269	not used
270-301	Metal industries
270	Blast furnaces, steelworks, rolling and finishing mills (331)
271	Iron and steel foundries (332)
272	Primary aluminum industries (3334, part 334, 3353-3355, 3361)
273-279	not used
280	Other primary metal industries (3331-3333, 3339, part 334, 3351, 3356, 3357, 3362, 3369, 339)
281	Cutlery, handtools, and other hardware (342)
282	Fabricated structural metal products (344)
283-289	not used
290	Screw machine products (345)
291	Metal forgings and stampings (346)
292	Ordinance (348)
293-299	not used
300	Miscellaneous fabricated metal products (341, 343, 347, 349)
301	Not specified metal industries
302-309	not used
310-332	Machinery, except electrical
310	Engines and turbines (351)
311	Farm machinery and equipment (352)
312	Construction and material handling machines (353)
313-319	not used
320	Metalworking machinery (354)
321	Office and accounting machines (357, except 3573)
322	Electronic computing equipment (3573)
323-330	not used
331	Machinery, except electrical, n.e.c. (355, 356, 358, 359)
332	Not specified machinery
333-339	not used
340-350	Electrical machinery, equipment, and supplies
340	Household appliances (363)
341	Radio, T.V., and communication equipment (365, 366)
342	Electrical machinery, equipment, and supplies, n.e.c. (361, 362, 364, 367, 369)
343-349	not used
350	Not specified electrical machinery, equipment, and supplies

<u>Code</u>	<u>Industry</u>
351-370	Transportation equipment
351	Motor vehicles and motor vehicle equipment (371)
352	Aircraft and parts (372)
353-359	not used
360	Ship and boat building and repairing (373)
361	Railroad locomotives and equipment (374)
362	Guided missiles, space vehicles, and parts (376)
363-369	not used
370	Cycles and miscellaneous transportation equipment (375, 379)
371-382	Professional and photographic equipment, and watches
371	Scientific and controlling instruments (381, 382)
372	Optical and health services supplies (383, 384, 385)
373-379	not used
380	Photographic equipment and supplies (386)
381	Watches, clocks, and clockwork operated devices (387)
382	Not specified professional equipment
383-389	not used
390	Toys, amusement, and sporting goods (394)
391	Miscellaneous manufacturing industries (39 except 394)
392	Not specified manufacturing industries <u>1/</u>
393-399	not used
400-472	TRANSPORTATION, COMMUNICATIONS, AND OTHER PUBLIC UTILITIES
400-432	Transportation
400	Railroads (40)
401	Bus service and urban transit (41 except 412)
402	Taxicab service (412)
403-409	not used
410	Trucking service (421, 423)
411	Warehousing and storage (422)
412	U.S. Postal Service (43)
413-419	not used
420	Water transportation (44)
421	Air transportation (45)
422	Pipe lines, except natural gas (46)
423-431	not used
432	Services incidental to transportation (47)
433-439	not used
440-442	Communications
440	Radio and television broadcasting (483)
441	Telephone (wire and radio) (481)
442	Telegraph and miscellaneous communication services (482, 489)
443-459	not used
460-472	Utilities and sanitary services
460	Electric light and power (491)
461	Gas and steam supply systems (492, 496)
462	Electric and gas, and other combinations (493)
463-469	not used

1/ When shown separately, "Not specified manufacturing" is at the same level as "Nondurable goods" and "Durable goods." When not shown, it is tallied with "Durable goods."

<u>Code</u>	<u>Industry</u>
470	Water supply and irrigation (494, 497)
471	Sanitary services (495)
472	Not specified utilities
473-499	not used
500-571	WHOLESALE TRADE
500-532	Durable Goods
500	Motor vehicles and equipment (501)
501	Furniture and home furnishings (502)
502	Lumber and construction materials (503)
503-509	not used
510	Sporting goods, toys, and hobby goods (504)
511	Metals and minerals, except petroleum (505)
512	Electrical goods (506)
513-520	not used
521	Hardware, plumbing and heating supplies (507)
522	Not specified electrical and hardware products
523-529	not used
530	Machinery, equipment, and supplies (508)
531	Scrap and waste materials (5093)
532	Miscellaneous wholesale, durable goods (5094, 5099)
533-539	not used
540-571	Nondurable Goods
540	Paper and paper products (511)
541	Drugs, chemicals, and allied products (512, 516)
542	Apparel, fabrics, and notions (513)
543-549	not used
550	Groceries and related products (514)
551	Farm products - raw materials (515)
552	Petroleum products (517)
553-559	not used
560	Alcoholic beverages (518)
561	Farm supplies (5191)
562	Miscellaneous wholesale, nondurable goods (5194, 5198, 5199)
563-570	not used
571	Not specified wholesale trade
572-579	not used
580-691	RETAIL TRADE
580	Lumber and building material retailing (521, 523)
581	Hardware stores (525)
582	Retail nurseries and garden stores (526)
583-589	not used
590	Mobile home dealers (527)
591	Department stores (531)
592	Variety stores (533)
593-599	not used
600	Miscellaneous general merchandise stores (539)
601	Grocery stores (541)
602	Dairy products stores (545)
603-609	not used
610	Retail bakeries (546)
611	Food stores, n.e.c. (542, 543, 544, 549)

<u>Code</u>	<u>Industry</u>
612	Motor vehicle dealers (551, 552)
613-619	not used
620	Auto and home supply stores (553)
621	Gasoline service stations (554)
622	Miscellaneous vehicle dealers (555, 556, 557, 559)
623-629	not used
630	Apparel and accessory stores, except shoe (56, except 566)
631	Shoe stores (566)
632	Furniture and home furnishings stores (571)
633-639	not used
640	Household appliances, TV, and radio stores (572, 573)
641	Eating and drinking places (58)
642	Drug stores (591)
643-649	not used
650	Liquor stores (592)
651	Sporting goods, bicycles, and hobby stores (5941, 5945, 5946)
652	Book and stationery stores (5942, 5943)
653-659	not used
660	Jewelry stores (5944)
661	Sewing, needlework, and piece goods stores (5949)
662	Mail order houses (5961)
663-669	not used
670	Vending machine operators (5962)
671	Direct selling establishments (5963)
672	Fuel and ice dealers (598)
673-680	not used
681	Retail florists (5992)
682	Miscellaneous retail stores (593, 5947, 5948, 5993, 5994, 5999)
683-690	not used
691	Not specified retail trade
692-699	not used
700-712	FINANCE, INSURANCE, AND REAL ESTATE
700	Banking (60)
701	Savings and loan associations (612)
702	Credit agencies, n.e.c. (61, except 612)
703-709	not used
710	Security, commodity brokerage, and investment companies (62, 67)
711	Insurance (63, 64)
712	Real estate, including real estate-insurance-law offices (65, 66)
713-720	not used
721-760	BUSINESS AND REPAIR SERVICES
721	Advertising (731)
722	Services to dwellings and other buildings (734)
723-729	not used
730	Commercial research, development, and testing labs (7391, 7397)
731	Personnel supply services (736)
732	Business management and consulting services (7392)
733-739	not used

<u>Code</u>	<u>Industry</u>
740	Computer and data processing services (737)
741	Detective and protective services (7393)
742	Business services, n.e.c. (732, 733, 735, 7394, 7395, 7396, 7399)
743-749	not used
750	Automotive services, except repair (751, 752, 754)
751	Automotive repair shops (753)
752	Electrical repair shops (762, 7694)
753-759	not used
760	Miscellaneous repair services (763, 764, 7692, 7699)
761-791	PERSONAL SERVICES
761	Private households (88)
762	Hotels and motels (701)
763-769	not used
770	Lodging places, except hotels and motels (702, 703, 704)
771	Laundry, cleaning, and garment services (721)
772	Beauty shops (723)
773-779	not used
780	Barber shops (724)
781	Funeral service and crematories (726)
782	Shoe repair shops (725)
783-789	not used
790	Dressmaking shops (part 729)
791	Miscellaneous personal services (722, part 729)
792-799	not used
800-802	ENTERTAINMENT AND RECREATION SERVICES
800	Theaters and motion pictures (78, 792)
801	Bowling alleys, billiard and pool parlors (793)
802	Miscellaneous entertainment and recreation services (791, 794, 799)
803-811	not used
812-892	PROFESSIONAL AND RELATED SERVICES
812	Offices of physicians (801, 803)
813-819	not used
820	Offices of dentists (802)
821	Offices of chiropractors (8041)
822	Offices of optometrists (8042)
823-829	not used
830	Offices of health practitioners, n.e.c. (8049)
831	Hospitals (806)
832	Nursing and personal care facilities (805)
833-839	not used
840	Health services, n.e.c. (807, 808, 809)
841	Legal services (81)
842	Elementary and secondary schools (821)
843-849	not used
850	Colleges and universities (822)
851	Business, trade, and vocational schools (824)
852	Libraries (823)
853-859	not used
860	Educational services, n.e.c. (829)

<u>Code</u>	<u>Industry</u>
861	Job training and vocational rehabilitation services (833)
862	Child day care services (835)
863-869	not used
870	Residential care facilities, without nursing (836)
871	Social services, n.e.c. (832, 839)
872	Museums, art galleries, and zoos (84)
873-879	not used
880	Religious organizations (866)
881	Membership organizations (861-865, 869)
882	Engineering, architectural, and surveying services (891)
883-889	not used
890	Accounting, auditing, and bookkeeping services (893)
891	Noncommercial educational and scientific research (892)
892	Miscellaneous professional and related services (899)
893-889	not used
900-932	PUBLIC ADMINISTRATION
900	Executive and legislative offices (911-913)
901	General government, n.e.c. (919)
902-909	not used
910	Justice, public order, and safety (92)
911-920	not used
921	Public finance, taxation, and monetary policy (93)
922	Administration of human resources programs (94)
923-929	not used
930	Administration of environmental quality and housing programs (95)
931	Administration of economic programs (96)
932	National security and international affairs (97)
933-990	not used
991	Assigned to persons whose labor force status is unemployed and whose last job was Armed Forces.

APPENDIX A2

DETAILED INDUSTRY RECODES

(01-46)

<u>DETAILED INDUSTRY</u>	<u>RECODE</u>	<u>INDUSTRY CODE</u>
AGRICULTURE	01	10-21
MINING	02	40-50
CONSTRUCTION	03	60
MANUFACTURING (DURABLE GOODS)		
LUMBER AND WOOD PRODUCTS, EXCEPT FURNITURE	04	230-241
FURNITURE AND FIXTURES	05	242
STONE, CLAY, GLASS, AND CONCRETE PRODUCTS	06	250-262
PRIMARY METALS	07	270-280
FABRICATED METALS	08	281-300
NOT SPECIFIED METAL INDUSTRIES	09	301
MACHINERY, EXCEPT ELECTRICAL	10	310-332
ELECTRICAL MACHINERY, EQUIPMENT,		
AND SUPPLIES	11	340-350
MOTOR VEHICLES AND EQUIPMENT	12	351
AIRCRAFT AND PARTS	13	352
OTHER TRANSPORTATION EQUIPMENT	14	360-370
PROFESSIONAL AND PHOTOGRAPHIC EQUIPMENT,		
AND WATCHES	15	371-382
TOYS, AMUSEMENTS, AND SPORTING GOODS	16	390
MISCELLANEOUS AND NOT SPECIFIED		
MANUFACTURING INDUSTRIES	17	391-392
MANUFACTURING (NONDURABLE GOODS)		
FOOD AND KINDRED PRODUCTS	18	100-122
TOBACCO MANUFACTURES	19	130
TEXTILE MILL PRODUCTS	20	132-150
APPAREL AND OTHER FINISHED TEXTILE PRODUCTS	21	151-152
PAPER AND ALLIED PRODUCTS	22	160-162
PRINTING, PUBLISHING, AND ALLIED INDUSTRIES	23	171-172
CHEMICALS AND ALLIED PRODUCTS	24	180-192
PETROLEUM AND COAL PRODUCTS	25	200-201
RUBBER AND MISCELLANEOUS PLASTICS PRODUCTS	26	210-212
LEATHER AND LEATHER PRODUCTS	27	220-222
TRANSPORTATION	28	400-432
COMMUNICATIONS	29	440-442
UTILITIES AND SANITARY SERVICES	30	460-472
WHOLESALE TRADE	31	500-571
RETAIL TRADE	32	580-691

BANKING AND OTHER FINANCE	33	700-710
INSURANCE AND REAL ESTATE	34	711-712
PRIVATE HOUSEHOLD SERVICES	35	761
BUSSINESS SERVICES	36	721-742
REPAIR SERVICES	37	750-760
PERSONAL SERVICES, EXCEPT PRIVATE HOUSEHOLD	38	762-791
ENTERTAINMENT AND RECREATION SERVICES	39	800-802
HOSPITALS	40	831
HEALTH SERVICES, EXCEPT HOSPITALS	41	812-830 832-840
EDUCATIONAL SERVICES	42	842-860
SOCIAL SERVICES	43	861-871
OTHER PROFESSIONAL SERVICES	44	841 872-892
FORESTRY AND FISHERIES	45	30-31
PUBLIC ADMINISTRATION	46	900-932

APPENDIX A3

MAJOR INDUSTRY RECODES

(01-14)

<u>MAJOR INDUSTRY</u>	<u>RECODE</u>	<u>INDUSTRY CODE</u>
AGRICULTURE, FORESTRY, AND FISHERIES	01	10-31
MINING	02	40-50
CONSTRUCTION	03	60
MANUFACTURING		
DURABLE GOODS	04	230-392
NONDURABLE GOODS	05	100-222
TRANSPORTATION, COMMUNICATIONS, AND OTHER PUBLIC UTILITIES	06	400-472
WHOLESALE TRADE	07	500-571
RETAIL TRADE	08	580-691
FINANCE, INSURANCE, AND REAL ESTATE	09	700-712
BUSINESS AND REPAIR SERVICES	10	721-760
PERSONAL SERVICES INCLUDING PRIVATE HOUSEHOLDS	11	761-791
ENTERTAINMENT AND RECREATION SERVICES	12	800-802
PROFESSIONAL AND RELATED SERVICES	13	812-892
PUBLIC ADMINISTRATION	14	900-932

APPENDIX B1

OCCUPATIONAL CLASSIFICATION CODES FOR DETAILED OCCUPATIONAL CATEGORIES

(Numbers in parentheses are the 1980 SOC code equivalent; see U.S. Department of Commerce, Office of Federal Statistical Policy and Standards, Standard Occupational Classification Manual, 1980. "Pt" means part; "n.e.c." means not elsewhere classified.)

<u>Code</u>	<u>Occupation</u>
0-2	not used
3-199	MANAGERIAL AND PROFESSIONAL SPECIALTY OCCUPATIONS
3-37	Executive, Administrative, and Managerial Occupations
3	Legislators (111)
4	Chief executives and general administrators, public administration (112)
5	Administrators and officials, public administration (1132-1139)
6	Administrators, protective services (1131)
7	Financial managers (122)
8	Personnel and labor relations managers (123)
9	Purchasing managers (124)
10-12	not used
13	Managers, marketing, advertising, and public relations (125)
14	Administrators, education and related fields (128)
15	Managers, medicine and health (131)
16	Managers, properties and real estate (1353)
17	Postmasters and mail superintendents (1344)
18	Funeral directors (pt 1359)
19	Managers and administrators, n.e.c. (121, 126, 127, 132-139, exc. 1344, 1353, pt 1359)
20-22	not used
23-37	Management Related Occupations
23	Accountants and auditors (1412)
24	Underwriters (1414)
25	Other financial officers (1415, 1419)
26	Management analysts (142)
27	Personnel, training, and labor relations specialists (143)
28	Purchasing agents and buyers, farm products (1443)
29	Buyers, wholesale and retail trade except farm products (1442)
30-32	not used
33	Purchasing agents and buyers, n.e.c. (1449)
34	Business and promotion agents (145)
35	Construction inspectors (1472)
36	Inspectors and compliance officers, exc. construction (1473)
37	Management related occupations, n.e.c. (149)
38-42	not used

<u>Code</u>	<u>Occupation</u>
43-199	Professional Specialty Occupations
43-63	Engineers, Architects, and Surveyors
43	Architects (161)
44-59	Engineers
44	Aerospace (1622)
45	Metallurgical and materials (1623)
46	Mining (1624)
47	Petroleum (1625)
48	Chemical (1626)
49	Nuclear (1627)
50-52	not used
53	Civil (1628)
54	Agricultural (1632)
55	Electrical and electronic (1633, 1636)
56	Industrial (1634)
57	Mechanical (1635)
58	Marine and naval architects (1637)
59	Engineers, n.e.c. (1639)
60-62	not used
63	Surveyors and mapping scientists (164)
64-68	Mathematical and Computer Scientists
64	Computer systems analysts and scientists (171)
65	Operations and systems researchers and analysts (172)
66	Actuaries (1732)
67	Statisticians (1733)
68	Mathematical scientists, n.e.c. (1739)
69-83	Natural Scientists
69	Physicists and astronomers (1842, 1843)
70-72	not used
73	Chemists, except biochemists (1845)
74	Atmospheric and space scientists (1846)
75	Geologists and geodeists (1847)
76	Physical scientists, n.e.c. (1849)
77	Agricultural and food scientists (1853)
78	Biological and life scientists (1854)
79	Forestry and conservation scientists (1852)
80-82	not used
83	Medical scientists (1855)
84-89	Health Diagnosing Occupations
84	Physicians (261)
85	Dentists (262)
86	Veterinarians (27)
87	Optometrists (281)
88	Podiatrists (283)
89	Health diagnosing practitioners, n.e.c. (289)
90-94	not used
95-106	Health Assessment and Treating Occupations
95	Registered nurses (29)
96	Pharmacists (301)
97	Dietitians (302)
98-105	Therapists
98	Inhalation therapists (3031)
99	Occupational therapists (3032)

<u>Code</u>	<u>Occupation</u>
100-102	not used
103	Physical therapists (3033)
104	Speech therapists (3034)
105	Therapists, n.e.c. (3039)
106	Physicians' assistants (304)
107-112	not used
113-154	Teachers, Postsecondary
113	Earth, environmental, and marine science teachers (2212)
114	Biological science teachers (2213)
115	Chemistry teachers (2214)
116	Physics teachers (2215)
117	Natural science teachers, n.e.c. (2216)
118	Psychology teachers (2217)
119	Economics teachers (2218)
120-122	not used
123	History teachers (2222)
124	Political science teachers (2223)
125	Sociology teachers (2224)
126	Social science teachers, n.e.c. (2225)
127	Engineering teachers (2226)
128	Mathematical science teachers (2227)
129	Computer science teachers (2228)
130-132	not used
133	Medical science teachers (2231)
134	Health specialties teachers (2232)
135	Business, commerce, and marketing teachers (2233)
136	Agriculture and forestry teachers (2234)
137	Art, drama, and music teachers (2235)
138	Physical education teachers (2236)
139	Education teachers (2237)
140-142	not used
143	English teachers (2238)
144	Foreign language teachers (2242)
145	Law teachers (2243)
146	Social work teachers (2244)
147	Theology teachers (2245)
148	Trade and industrial teachers (2246)
149	Home economics teachers (2247)
150-152	not used
153	Teachers, postsecondary, n.e.c. (2249)
154	Postsecondary teachers, subject not specified
155-159	Teachers, Except Postsecondary
155	Teachers, prekindergarten and kindergarten (231)
156	Teachers, elementary school (232)
157	Teachers, secondary school (233)
158	Teachers, special education (235)
159	Teachers, n.e.c. (236, 239)
160-162	not used

<u>Code</u>	<u>Occupation</u>
163	Counselors, educational and vocational (24)
164-165	Librarians, Archivists, and Curators
164	Librarians (251)
165	Archivists and curators (252)
166-173	Social Scientists and Urban Planners
166	Economists (1912)
167	Psychologists (1915)
168	Sociologists (1916)
169	Social scientists, n.e.c. (1913, 1914, 1919)
170-172	not used
173	Urban planners (192)
174-177	Social, Recreation, and Religious Workers
174	Social workers (2032)
175	Recreation workers (2033)
176	Clergy (2042)
177	Religious workers, n.e.c. (2049)
178-179	Lawyers and Judges
178	Lawyers (211)
179	Judges (212)
180-182	not used
183-199	Writers, Artists, Entertainers, and Athletes
183	Authors (321)
184	Technical writers (398)
185	Designers (322)
186	Musicians and composers (323)
187	Actors and directors (324)
188	Painters, sculptors, craft-artists, and artist print-makers (325)
189	Photographers (326)
190-192	not used
193	Dancers (327)
194	Artists, performers, and related workers, n.e.c. (328, 329)
195	Editors and reporters (331)
196	not used
197	Public relations specialists (332)
198	Announcers (333)
199	Athletes (34)
200-202	not used
203-389	TECHNICAL, SALES, AND ADMINISTRATIVE SUPPORT OCCUPATIONS
203-235	Technicians and Related Support Occupations
203-208	Health Technologists and Technicians
203	Clinical laboratory technologists and technicians (362)
204	Dental hygienists (363)
205	Health record technologists and technicians (364)
206	Radiologic technicians (365)
207	Licensed practical nurses (366)
208	Health Technologists and technicians, n.e.c. (369)

<u>Code</u>	<u>Occupation</u>
209-212	not used
213-235	Technologists and Technicians, Except Health
213-218	Engineering and Related Technologists and Technicians
213	Electrical and electronic technicians (3711)
214	Industrial engineering technicians (3712)
215	Mechanical engineering technicians (3713)
216	Engineering technicians, n.e.c. (3719)
217	Drafting occupations (372)
218	Surveying and mapping technicians (373)
219-222	not used
223-225	Science Technicians
223	Biological technicians (382)
224	Chemical technicians (3831)
225	Science technicians, n.e.c. (3832, 3833, 384, 389)
226-235	Technicians; Except Health, Engineering, and Science
226	Airplane pilots and navigators (825)
227	Air traffic controllers (392)
228	Broadcast equipment operators (393)
229	Computer programmers (3971, 3972)
230-232	not used
233	Tool programmers, numerical control (3974)
234	Legal assistants (396)
235	Technicians, n.e.c. (399)
236-242	not used
243-285	Sales Occupations
243	Supervisors and proprietors, sales occupations (40)
244-252	not used
253-257	Sales Representatives, Finance and Business Services
253	Insurance sales occupations (4122)
254	Real estate sales occupations (4123)
255	Securities and financial services sales occupations (4124)
256	Advertising and related sales occupations (4153)
257	Sales occupations, other business services (4152)
258-259	Sales Representatives, Commodities Except Retail
258	Sales engineers (421)
259	Sales representatives, mining, manufacturing, and wholesale (423, 424)
260-262	not used
263-278	Sales Workers, Retail and Personal Services
263	Sales workers, motor vehicles and boats (4342, 4344)
264	Sales workers, apparel (4346)
265	Sales workers, shoes (4351)
266	Sales workers, furniture and home furnishings (4348)
267	Sales workers; radio, TV, hi-fi, and appliances (4343, 4352)
268	Sales workers, hardware and building supplies (4353)
269	Sales workers, parts (4367)
270-273	not used
274	Sales workers, other commodities (4345, 4347, 4354, 4356, 4359, 4362, 4369)

<u>Code</u>	<u>Occupation</u>
275	Sales counter clerks (4363)
276	Cashiers (4364)
277	Street and door-to-door sales workers (4366)
278	News vendors (4365)
279-282	not used
283-285	Sales Related Occupations
283	Demonstrators, promoters and models, sales (445)
284	Auctioneers (447)
285	Sales support occupations, n.e.c. (444, 446, 449)
286-302	not used
303-389	Administrative Support Occupations, Including Clerical
303-307	Supervisors, Administrative Support Occupations
303	Supervisors, general office (4511, 4513, 4514, 4516, 4519, 4529)
304	Supervisors, computer equipment operators (4512)
305	Supervisors, financial records processing (4521)
306	Chief communications operators (4523)
307	Supervisors; distribution, scheduling, and adjusting clerks (4522, 4524-4528)
308-309	Computer Equipment Operators
308	Computer operators (4612)
309	Peripheral equipment operators (4613)
310-312	not used
313-315	Secretaries, Stenographers and Typists
313	Secretaries (4622)
314	Stenographers (4623)
315	Typists (4624)
316-323	Information Clerks
316	Interviewers (4642)
317	Hotel clerks (4643)
318	Transportation ticket and reservation agents (4644)
319	Receptionists (4645)
320-322	not used
323	Information clerks, n.e.c. (4649)
324	not used
325-336	Records Processing Occupations, Except Financial
325	Classified-ad clerks (4662)
326	Correspondence clerks (4663)
327	Order clerks (4664)
328	Personnel clerks, except payroll and timekeeping (4692)
329	Library clerks (4694)
330-334	not used
335	File clerks (4696)
336	Records clerks (4699)
337-344	Financial Records Processing Occupations
337	Bookkeepers, accounting, and auditing clerks (4712)
338	Payroll and timekeeping clerks (4713)
339	Billing clerks (4715)
340-342	not used

<u>Code</u>	<u>Occupation</u>
343	Cost and rate clerks (4716)
344	Billing, posting, and calculating machine operators (4718)
345-347	Duplicating, Mail and Other Office Machine Operators
345	Duplicating machine operators (4722)
346	Mail preparing and paper handling machine operators (4723)
347	Office machine operators, n.e.c. (4729)
348-353	Communications Equipment Operators
348	Telephone operators (4732)
349	Telegraphers (4733)
350-352	not used
353	Communications equipment operators, n.e.c. (4739)
354-357	Mail and Message Distributing Occupations
354	Postal clerks, exc. mail carriers (4742)
355	Mail carriers, postal service (4743)
356	Mail clerks, exc. postal service (4744)
357	Messengers (4745)
358	not used
359-374	Material Recording, Scheduling, and Distributing Clerks, n.e.c.
359	Dispatchers (4751)
360-362	not used
363	Production coordinators (4752)
364	Traffic, shipping, and receiving clerks (4753)
365	Stock and inventory clerks (4754)
366	Meter readers (4755)
367	not used
368	Weighers, measurers, and checkers (4756)
369	Samplers (4757)
370-372	not used
373	Expeditors (4758)
374	Material recording, scheduling, and distributing clerks, n.e.c. (4759)
375-378	Adjusters and Investigators
375	Insurance adjusters, examiners, and investigators (4782)
376	Investigators and adjusters, except insurance (4783)
377	Eligibility clerks, social welfare (4784)
378	Bill and account collectors (4786)
379-389	Miscellaneous Administrative Support Occupations
379	General office clerks (463)
380-382	not used
383	Bank tellers (4791)
384	Proofreaders (4792)
385	Data-entry keyers (4793)
386	Statistical clerks (4794)
387	Teachers aides (4795)
388	not used
389	Administrative support occupations, n.e.c. (4787, 4799)
390-402	not used

<u>Code</u>	<u>Occupation</u>
403-469	SERVICE OCCUPATIONS
403-407	Private Household Occupations
403	Launderers and ironers (503)
404	Cooks, private household (504)
405	Housekeepers and butlers (505)
406	Child care workers, private household (506)
407	Private household cleaners and servants (502, 507, 509)
408-412	not used
413-427	Protective Service Occupations
413-415	Supervisors, Protective Service Occupations
413	Supervisors, firefighting and fire prevention occupations (5111)
414	Supervisors, police and detectives (5112)
415	Supervisors, guards (5113)
416-417	Firefighting and Fire Prevention Occupations
416	Fire inspection and fire prevention occupations (5122)
417	Firefighting occupations (5123)
418-424	Police and Detectives
418	Police and detectives, public service (5132)
419-422	not used
423	Sheriffs, bailiffs, and other law enforcement officers (5134)
424	Correctional institution officers (5133)
425-427	Guards
425	Crossing guards (5142)
426	Guards and police, exc. public service (5144)
427	Protective service occupations, n.e.c. (5149)
428-432	not used
433-469	Service Occupations, Except Protective and Household
433-444	Food Preparation and Service Occupations
433	Supervisors, food preparation and service occupations (5211)
434	Bartenders (5212)
435	Waiters and waitresses (5213)
436	Cooks, except short order (5214)
437	Short-order cooks (5215)
438	Food counter, fountain and related occupations (5216)
439	Kitchen workers, food preparation (5217)
440-442	not used
443	Waiters'/waitresses' assistants (5218)
444	Miscellaneous food preparation occupations (5219)
445-447	Health Service Occupations
445	Dental assistants (5232)
446	Health aides, except nursing (5233)
447	Nursing aides, orderlies, and attendants (5236)
448-455	Cleaning and Building Service Occupations, except Household
448	Supervisors, cleaning and building service workers (5241)
449	Maids and housemen (5242, 5249)
450-452	not used
453	Janitors and cleaners (5244)
454	Elevator operators (5245)
455	Pest control occupations (5246)

<u>Code</u>	<u>Occupation</u>
456-469	Personal Service Occupations
456	Supervisors, personal service occupations (5251)
457	Barbers (5252)
458	Hairdressers and cosmetologists (5253)
459	Attendants, amusement and recreation facilities (5254)
460-462	not used
463	Guides (5255)
464	Ushers (5256)
465	Public transportation attendants (5257)
466	Baggage porters and bellhops (5262)
467	Welfare service aides (5263)
468	Child care workers, except private household (5264)
469	Personal service occupations, n.e.c. (5258, 5269)
470-472	not used
473-499	FARMING, FORESTRY, AND FISHING OCCUPATIONS
473-476	Farm Operators and Managers
473	Farmers, except horticultural (5512-5514)
474	Horticultural specialty farmers (5515)
475	Managers, farms, except horticultural (5522-5524)
476	Managers, horticultural specialty farms (5525)
477-489	Other Agricultural and Related Occupations
477-484	Farm Occupations, Except Managerial
477	Supervisors, farm workers (5611)
478	not used
479	Farm workers (5612-5617)
480-482	not used
483	Marine life cultivation workers (5618)
484	Nursery workers (5619)
485-489	Related Agricultural Occupations
485	Supervisors, related agricultural occupations (5621)
486	Groundskeepers and gardeners, except farm (5622)
487	Animal caretakers, except farm (5624)
488	Graders and sorters, agricultural products (5625)
489	Inspectors, agricultural products (5627)
490-493	not used
494-496	Forestry and Logging Occupations
494	Supervisors, forestry and logging workers (571)
495	Forestry workers, except logging (572)
496	Timber cutting and logging occupations (573, 579)
497-499	Fishers, Hunters, and Trappers
497	Captains and other officers, fishing vessels (pt 8241)
498	Fishers (583)
499	Hunters and trappers (584)
500-502	not used

<u>Code</u>	<u>Occupation</u>
503-699	PRECISION PRODUCTION, CRAFT, AND REPAIR OCCUPATIONS
503-549	Mechanics and Repairers
503	Supervisors, mechanics and repairers (60)
504	not used
505-549	Mechanics and Repairers, Except Supervisors
505-517	Vehicle and Mobile Equipment Mechanics and Repairers
505	Automobile mechanics (pt 6111)
506	Automobile mechanic apprentices (pt 6111)
507	Bus, truck, and stationary engine mechanics (6112)
508	Aircraft engine mechanics (6113)
509	Small engine repairers (6114)
510-513	not used
514	Automobile body and related repairers (6115)
515	Aircraft mechanics, exc. engine (6116)
516	Heavy equipment mechanics (6117)
517	Farm equipment mechanics (6118)
518	Industrial machinery repairers (613)
519	Machinery maintenance occupations (614)
520-522	not used
523-533	Electrical and Electronic Equipment Repairers
523	Electronic repairers, communications and industrial equipment (6151, 6153, 6155)
524	not used
525	Data processing equipment repairers (6154)
526	Household appliance and power tool repairers (6156)
527	Telephone line installers and repairers (6157)
528	not used
529	Telephone installers and repairers (6158)
530-532	not used
533	Miscellaneous electrical and electronic equipment repairers (6152, 6159)
534	Heating, air conditioning, and refrigeration mechanics (616)
535-549	Miscellaneous Mechanics and Repairers
535	Camera, watch, and musical instrument repairers (6171, 6172)
536	Locksmiths and safe repairers (6173)
537	not used
538	Office machine repairers (6174)
539	Mechanical controls and valve repairers (6175)
540-542	not used
543	Elevator installers and repairers (6176)
544	Millwrights (6178)
545-546	not used
547	Specified mechanics and repairers, n.e.c. (6177, 6179)
548	not used
549	Not specified mechanics and repairers
550-552	not used
553-599	Construction Trades
553-558	Supervisors, construction occupations
553	Supervisors; brickmasons, stonemasons, and tile setters (6312)
554	Supervisors, carpenters and related workers (6313)
555	Supervisors, electricians and power transmission installers (6134)
556	Supervisors; painters, paperhangers, and plasterers (6315)

<u>Code</u>	<u>Occupation</u>
557	Supervisors; plumbers, pipefitters, and steamfitters (6316)
558	Supervisors, n.e.c. (6311, 6318)
559-562	not used
563-599	Construction Trades, Except Supervisors
563	Brickmasons and stonemasons (pt 6412, pt 6413)
564	Brickmason and stonemason apprentices (pt 6412, pt 6413)
565	Tile setters, hard and soft (6414, pt 6462)
566	Carpet installers (pt 6462)
567	Carpenters (pt 6422)
568	not used
569	Carpenter apprentices (pt 6422)
570-572	not used
573	Drywall installers (6424)
574	not used
575	Electricians (pt 6432)
576	Electrician apprentices (pt 6432)
577	Electrical power installers and repairers (6433)
578	not used
579	Painters, construction and maintenance (6442)
580-582	not used
583	Paperhangers (6443)
584	Plasterers (6444)
585	Plumbers, pipefitters, and steamfitters (pt 645)
586	not used
587	Plumber, pipefitter, and steamfitter apprentices (pt 645)
588	Concrete and terrazzo finishers (6463)
589	Glaziers (6464)
590-592	not used
593	Insulation workers (6465)
594	Paving, surfacing, and tamping equipment operators (6466)
595	Roofers (6468)
596	Sheetmetal duct installers (6472)
597	Structural metal workers (6473)
598	Drillers, earth (6474)
599	Construction trades, n.e.c. (6467, 6475, 6476, 6479)
600-612	not used
613-617	Extractive Occupations
613	Supervisors, extractive occupations (632)
614	Drillers, oil well (652)
615	Explosives workers (653)
616	Mining machine operators (654)
617	Mining occupations, n.e.c. (656)
618-632	not used
633-699	Precision Production Occupations
633	Supervisors, production occupations (67, 71)
634-655	Precision Metal Working Occupations
634	Tool and die makers (pt 6811)
635	Tool and die maker apprentices (pt 6811)
636	Precision assemblers, metal (6812)
637	Machinists (pt 6813)

<u>Code</u>	<u>Occupation</u>
638	not used
639	Machinist apprentices (pt 6813)
640-642	not used
643	Boilermakers (6814)
644	Precision grinders, filers, and tool sharpeners (6816)
645	Pattermmakers and model makers, metal (6817)
646	Lay-out workers (6821)
647	Precious stones and metals workers (jewelers) (6822, 6866)
648	not used
649	Engravers, metal (6823)
650-652	not used
653	Sheet metal workers (pt 6824)
654	Sheet metal worker apprentices (pt 6824)
655	Miscellaneous precision metal workers (6829)
656-659	Precision Woodworking Occupations
656	Pattermmakers and model makers, wood (6831)
657	Cabinet makers and bench carpenters (6832)
658	Furniture and wood finishers (6835)
659	Miscellaneous precision woodworkers (6839)
660-665	not used
666-674	Precision Textile, Apparel, and Furnishings Machine Workers
666	Dressmakers (pt 6852, pt 7752)
667	Tailors (pt 6852)
668	Upholsterers (6853)
669	Shoe repairers (6854)
670-672	not used
673	Apparel and fabric pattermmakers (6856)
674	Miscellaneous precision apparel and fabric workers (6859, pt 7752)
675-684	Precision Workers, Assorted Materials
675	Hand molders and shapers, except jewelers (6861)
676	Pattermmakers, lay-out workers, and cutters (6862)
677	Optical goods workers (6864, pt 7477, pt 7677)
678	Dental laboratory and medical appliance technicians (6865)
679	Bookbinders (6844)
680-682	not used
683	Electrical and electronic equipment assemblers (6867)
684	Miscellaneous precision workers, n.e.c. (6869)
685	not used
686-688	Precision Food Production Occupations
686	Butchers and meat cutters (6871)
687	Bakers (6872)
688	Food batchmakers (6873, 6879)
689-693	Precision Inspectors, Testers, and Related Workers
689	Inspectors, testers, and graders (6881, 828)
690-692	not used
693	Adjusters and calibrators (6882)
694-699	Plant and System Operators
694	Water and sewage treatment plant operators (691)
695	Power plant operators (pt 693)
696	Stationary engineers (pt 693, 7668)
697-698	not used
699	Miscellaneous plant and system operators (692, 694, 695, 696)
700-702	not used

<u>Code</u>	<u>Occupation</u>
703-889	OPERATORS, FABRICATORS, AND LABORERS
703-799	Machine Operators, Assemblers, and Inspectors
703-779	Machine Operators and Tenders, except Precision
703-715	Metalworking and Plastic Working Machine Operators
703	Lathe and turning machine set-up operators (7312)
704	Lathe and turning machine operators (7512)
705	Milling and planing machine operators (7313, 7513)
706	Punching and stamping press machine operators (7314, 7317, 7514, 7517)
707	Rolling machine operators (7316, 7516)
708	Drilling and boring machine operators (7318, 7518)
709	Grinding, abrading, buffing, and polishing machine operators (7322, 7324, 7522)
710-712	not used
713	Forging machine operators (7319, 7519)
714	Numerical control machine operators (7326)
715	Miscellaneous metal, plastic, stone, and glass working machine operators (7329, 7529)
716	not used
717	Fabricating machine operators, n.e.c. (7339, 7539)
718	not used
719-725	Metal and Plastic Processing Machine Operators
719	Molding and casting machine operators (7315, 7342, 7515, 7542)
720-722	not used
723	Metal plating machine operators (7343, 7543)
724	Heat treating equipment operators (7344, 7544)
725	Miscellaneous metal and plastic processing machine operators (7349, 7549)
726-733	Woodworking Machine Operators
726	Wood lathe, routing, and planeing machine operators (7431, 7432, 7631, 7632)
727	Sawing machine operators (7433, 7633)
728	Shaping and joining machine operators (7435, 7635)
729	Nail and tacking machine operators (7636)
730-732	not used
733	Miscellaneous woodworking machine operators (7434, 7439, 7634, 7639)
734-737	Printing Machine Operators
734	Printing machine operators (7443, 7643)
735	Photoengravers and lithographers (6842, 7444, 7644)
736	Typesetters and compositors (6841, 7642)
737	Miscellaneous printing machine operators (6849, 7449, 7649)
738-749	Textile, Apparel, and Furnishings Machine Operators
738	Winding and twisting machine operators (7451, 7651)
739	Knitting, looping, taping, and weaving machine operators (7452, 7652)
740-742	not used
743	Textile cutting machine operators (7654)
744	Textile sewing machine operators (7655)
745	Shoe machine operators (7656)
746	not used
747	Pressing machine operators (7657)

<u>Code</u>	<u>Occupation</u>
748	Laundering and dry cleaning machine operators (6855, 7658)
749	Miscellaneous textile machine operators (7459, 7659)
750-752	not used
753-779	Machine Operators, Assorted Materials
753	Cementing and gluing machine operators (7661)
754	Packaging and filling machine operators (7462, 7662)
755	Extruding and forming machine operators (7463, 7663)
756	Mixing and blending machine operators (7664)
757	Separating, filtering, and clarifying machine operators (7476, 7666, 7676)
758	Compressing and compacting machine operators (7467, 7667)
759	Painting and paint spraying machine operators (7669)
760-762	not used
763	Roasting and baking machine operators, food (7472, 7672)
764	Washing, cleaning, and pickling machine operators (7673)
765	Folding machine operators (7474, 7674)
766	Furnace, kiln, and oven operators, exc. food (7675)
767	not used
768	Crushing and grinding machine operators (pt 7477, pt 7677)
769	Slicing and cutting machine operators (7478, 7678)
770-772	not used
773	Motion picture projectionists (pt 7479)
774	Photographic process machine operators (6863, 6868, 7671)
775-776	not used
777	Miscellaneous machine operators, n.e.c. (pt 7479, 7665, 7679)
778	not used
779	Machine operators, not specified
780-782	not used
783-795	Fabricators, Assemblers, and Hand Working Occupations
783	Welders and cutters (7332, 7532, 7714)
784	Solderers and brazers (7333, 7533, 7717)
785	Assemblers (772, 774)
786	Hand cutting and trimming occupations (7753)
787	Hand molding, casting, and forming occupations (7754, 7755)
788	not used
789	Hand painting, coating, and decorating occupations (7756)
790-792	not used
793	Hand engraving and printing occupations (7757)
794	Hand grinding and polishing occupations (7758)
795	Miscellaneous hand working occupations (7759)
796-799	Production Inspectors, Testers, Samplers, and Weighers
796	Production inspectors, checkers, and examiners (782, 787)
797	Production testers (783)
798	Production samplers and weighers (784)
799	Graders and sorters, exc. agricultural (785)
800-802	not used
803-859	Transportation and Material Moving Occupations
803-814	Motor Vehicle Operators
803	Supervisors, motor vehicle operators (8111)
804	Truck drivers, heavy (8212, 8213)
805	Truck drivers, light (8214)

<u>Code</u>	<u>Occupation</u>
806	Driver-sales workers (8218)
807	not used
808	Bus drivers (8215)
809	Taxicab drivers and chauffeurs (8216)
810-812	not used
813	Parking lot attendants (874)
814	Motor transportation occupations, n.e.c. (8219)
815-822	not used
823-834	Transportation Occupations, Except Motor Vehicles
823-826	Rail Transportation Occupations
823	Railroad conductors and yardmasters (8113)
824	Locomotive operating occupations (8232)
825	Railroad brake, signal, and switch operators (8233)
826	Rail vehicle operators, n.e.c. (8239)
827	not used
828-834	Water Transportation Occupations
828	Ship captains and mates, except fishing boats (pt 8241, 8242)
829	Sailors and deckhands (8243)
830-832	not used
833	Marine engineers (8244)
834	Bridge, lock, and lighthouse tenders (8245)
835-842	not used
843-859	Material Moving Equipment Operators
843	Supervisors, material moving equipment operators (812)
844	Operating engineers (8312)
845	Longshore equipment operators (8313)
846-847	not used
848	Hoist and winch operators (8314)
849	Crane and tower operators (8315)
850-852	not used
853	Excavating and loading machine operators (8316)
854	not used
855	Grader, dozer, and scraper operators (8317)
856	Industrial truck and tractor equipment operators (8318)
857-858	not used
859	Miscellaneous material moving equipment operators (8319)
860-862	not used
863-889	Handlers, Equipment Cleaners, Helpers, and Laborers
863	Supervisors, handlers, equipment cleaners, and laborers, n.e.c. (85)
864	Helpers, mechanics and repairers (863)
865-867	Helpers, Construction and Extractive Occupations
865	Helpers, construction trades (8641-8645, 8648)
866	Helpers, surveyor (8646)
867	Helpers, extractive occupations (865)
868	not used
869	Construction laborers (871)
870-872	not used
873	Production helpers (861, 862)
874	not used

<u>Code</u>	<u>Occupation</u>
875-883	Freight, Stock, and Material Handlers
875	Garbage collectors (8722)
876	Stevedores (8723)
877	Stock handlers and baggers (8724)
878	Machine feeders and offbearers (8725)
879-882	not used
883	Freight, stock, and material handlers, n.e.c. (8726)
884	not used
885	Garage and service station related occupation (873)
886	not used
887	Vehicle washers and equipment cleaners (875)
888	Hand packers and packagers (8761)
889	Laborers, except construction (8769)
890-904	not used
905	Assigned to persons whose labor force status is unemployed and whose last job was Armed Forces since.

APPENDIX B2

DETAILED OCCUPATION RECODES

(01-52)

<u>DETAILED OCCUPATION</u>	<u>RECODE</u>	<u>OCCUPATION CODE</u>
ADMINISTRATORS AND OFFICIALS, PUBLIC ADMINISTRATION	01	3-6
MANAGERS AND ADMINISTRATORS, EXCEPT PUBLIC ADMINISTRATION	02	7-19
SALARIED	03	
SELF-EMPLOYED	04	
MANAGEMENT RELATED OCCUPATIONS	05	24-37
ACCOUNTANTS AND AUDITORS	06	23
ENGINEERS, ARCHITECTS, AND SURVEYORS	07	43-63
ENGINEERS	08	44-59
NATURAL SCIENTISTS AND MATHEMATICIANS	09	65-83
COMPUTER SYSTEMS ANALYSTS AND SCIENTISTS	10	64
HEALTH DIAGNOSING OCCUPATIONS	11	86-89
PHYSICIANS AND DENTISTS	12	84-85
HEALTH ASSESSMENT AND TREATING OCCUPATIONS	13	95-106
TEACHERS, LIBRARIANS, AND COUNSELORS	14	113-154 163-165
TEACHERS, EXCEPT POSTSECONDARY	15	155-159
OTHER PROFESSIONAL SPECIALTY OCCUPATIONS	16	166-199
HEALTH TECHNOLOGISTS AND TECHNICIANS	17	203-208
ENGINEERING AND SCIENCE TECHNICIANS	18	213-225
TECHNICIANS, EXCEPT HEALTH, ENGINEERING, AND SCIENCE	19	226-235
SUPERVISORS AND PROPRIETORS, SALES OCCUPATIONS	20	243
SALES REPRESENTATIVES, COMMODITIES AND FINANCE	21	253-259

OTHER SALES OCCUPATIONS	22	263-285
COMPUTER EQUIPMENT OPERATORS	23	308-309
SECRETARIES, STENOGRAPHERS, AND TYPISTS	24	313-315
FINANCIAL RECORDS PROCESSING OCCUPATIONS	25	337-344
OTHER ADMINISTRATIVE SUPPORT OCCUPATIONS, INCLUDING CLERICAL	26	303-389
PRIVATE HOUSEHOLD SERVICE OCCUPATIONS	27	403-407
PROTECTIVE SERVICE OCCUPATIONS	28	413-427
FOOD SERVICE OCCUPATIONS	29	433-444
HEALTH SERVICE OCCUPATIONS	30	445-447
CLEANING AND BUILDING SERVICE OCCUPATIONS	31	448-455
PERSONAL SERVICE OCCUPATIONS	32	456-469
FARM OPERATORS AND MANAGERS	33	473-476
FARM OCCUPATIONS, EXCEPT MANAGERIAL	34	477-484
RELATED AGRICULTURAL OCCUPATIONS	35	485-489
FORESTRY AND FISHING OCCUPATIONS	36	494-499
MECHANICS AND REPAIRERS	37	503-549
CONSTRUCTION TRADES AND EXTRACTIVE OCCUPATIONS	38	553-617
CARPENTERS	39	567-569
SUPERVISORS, PRODUCTION OCCUPATIONS	40	633
PRECISION METAL WORKING OCCUPATIONS	41	634-655
OTHER PRECISION PRODUCTION OCCUPATIONS	42	656-699
MACHINE OPERATORS AND TENDERS, EXCEPT PRECISION	43	703-779
FABRICATORS, ASSEMBLERS, AND HAND WORKING OCCUPATIONS	44	783-795
PRODUCTION INSPECTORS, TESTERS, SAMPLERS, AND WEIGHERS	45	796-799
TRANSPORTATION OCCUPATIONS	46	803-834

MATERIAL MOVING EQUIPMENT OPERATORS	47	843-859
CONSTRUCTION LABORERS	48	869
FREIGHT, STOCK, AND MATERIAL HANDLERS	49	875-883
OTHER SPECIFIED HANDLERS, EQUIPMENT CLEANERS, AND HELPERS	50	863-888
LABORERS, EXCEPT CONSTRUCTION	51	889
ARMED FORCES, CURRENTLY CIVILIAN	52	905

APPENDIX B3

MAJOR OCCUPATION GROUP RECODES

(01-14)

<u>OCCUPATION GROUP</u>	<u>RECODE</u>	<u>OCCUPATION CODE</u>
EXECUTIVE, ADMINISTRATIVE, AND MANAGERIAL OCCUPATIONS	01	3-37
PROFESSIONAL SPECIALTY OCCUPATIONS	02	43-199
TECHNICIANS AND RELATED SUPPORT OCCUPATIONS	03	203-389
SALES OCCUPATIONS	04	243-285
ADMINISTRATIVE SUPPORT OCCUPATIONS, INCLUDING CLERICAL	05	303-389
PRIVATE HOUSEHOLD SERVICE OCCUPATIONS	06	403-407
PROTECTIVE SERVICE OCCUPATIONS	07	413-427
SERVICE OCCUPATIONS, EXCEPT PROTECTIVE AND HOUSEHOLD	08	433-469
FARMING, FORESTRY, AND FISHING OCCUPATIONS	09	473-499
PRECISION PRODUCTION, CRAFT, AND REPAIR OCCUPATIONS	10	503-699
MACHINE OPERATORS, ASSEMBLERS, AND INSPECTORS	11	703-799
TRANSPORTATION AND MATERIAL MOVING EQUIPMENT OCCUPATIONS	12	803-859
HANDLERS, EQUIPMENT CLEANERS, HELPERS, AND LABORERS	13	863-889
ARMED FORCES, CURRENTLY CIVILIAN	14	905

APPENDIX C

Selected Tables from the Current Population Survey, March 1984

- Table 1 - Population by Age, Race, Sex, Origin, and Population Status
- Table 2 - Population by Race, Sex, Origin, and Relationship to Householder
- Table 3 - Weighted and Unweighted Counts
- Table 4 - Persons 15+ Years Old by Race, Sex, and Type of Income
- Table 5 - Families and Unrelated Individuals 15+ by Race and Sex of Householder and Type of Income
- Table 6 - Household and Family Units by Race and Origin
- Table 7 - Persons 15 Years and Over by Total Money Income, Race, and Sex
- Table 8 - Families and Unrelated Individuals 15+ by Total Money Income
- Table 9 - Work Experience of Persons 16 Years Old and Over by Race, Sex, and Work Experience
- Table 10 - Mobility by Sex, Race, Spanish Origin, and Residence

TABLE 1 POPULATION BY AGE, RACE, SEX, ORIGIN, AND POPULATION STATUS

[A] : [B] RACE AND SEX : [C] : [D]

[D] : MARCH SUPPLEMENT - WEIGTED COUNT (IN THOUSANDS)

[C] : TOTAL PERSONS

	ALL RACES			WHITE			BLACK AND OTHER			BLACK		
	TOTAL	MALE	FEMALE	TOTAL	MALE	FEMALE	TOTAL	MALE	FEMALE	TOTAL	MALE	FEMALE
TOTAL	231852	112408	119444	197823	96384	101439	34028	16023	18005	27738	12936	14802
LESS THAN 15 YEARS OLD	51549	26357	25191	41857	21427	20430	9692	4931	4761	7861	3963	3899
15+ YEARS OLD	180303	86050	94253	155967	74958	81009	24336	11093	13244	19877	8973	10904
[C] : CIVILIANS												
TOTAL	230973	111529	119444	197080	95641	101439	33893	15888	18005	27635	12832	14802
LESS THAN 15 YEARS OLD	51549	26357	25191	41857	21427	20430	9692	4931	4761	7861	3963	3899
15+ YEARS OLD	179424	85171	94253	155224	74214	81009	24201	10957	13244	19773	8870	10904
[C] : ARMED FORCES												
TOTAL	879	879	0	743	743	0	136	136	0	104	104	0
LESS THAN 15 YEARS OLD	0	0	0	0	0	0	0	0	0	0	0	0
15+ YEARS OLD	879	879	0	743	743	0	136	136	0	104	104	0
[C] : SPANISH ORIGIN												
TOTAL	14947	7222	7725	14554	7030	7525	392	192	200	287	148	139
LESS THAN 15 YEARS OLD	4802	2472	2330	4666	2389	2276	136	82	54	100	65	36
15+ YEARS OLD	10145	4750	5395	9889	4640	5248	256	110	147	187	84	103
[D] : MARCH SUPPLEMENT - UNIT COUNT												
[C] : TOTAL PERSONS												
TOTAL	161167	77622	83545	139835	67782	72053	21332	9840	11492	15881	7179	8702
LESS THAN 15 YEARS OLD	37909	19402	18507	31646	16260	15386	6263	3142	3121	4638	2282	2356
15+ YEARS OLD	123258	58220	65038	108189	51522	56667	15069	6698	8371	11243	4897	6346
[C] : CIVILIANS												
TOTAL	160399	76854	83545	139169	67116	72053	21230	9738	11492	15806	7104	8702
LESS THAN 15 YEARS OLD	37909	19402	18507	31646	16260	15386	6263	3142	3121	4638	2282	2356
15+ YEARS OLD	122490	57452	65038	107523	50856	56667	14967	6596	8371	11168	4822	6346
[C] : ARMED FORCES												
TOTAL	768	768	0	666	666	0	102	102	0	75	75	0
LESS THAN 15 YEARS OLD	0	0	0	0	0	0	0	0	0	0	0	0
15+ YEARS OLD	768	768	0	666	666	0	102	102	0	75	75	0
[C] : SPANISH ORIGIN												
TOTAL	16318	7810	8508	15865	7595	8270	453	215	238	305	147	158
LESS THAN 15 YEARS OLD	5243	2705	2538	5079	2605	2474	164	100	64	111	69	42
15+ YEARS OLD	11075	5105	5970	10786	4990	5796	289	115	174	194	78	116

TABLE 2 POPULATION BY RACE, SEX, ORIGIN, AND RELATIONSHIP TO HOUSEHOLDER

[A] : [B] HOUSEHOLD RELATIONSHIP : [C]

[C] : ALL PERSONS

(IN THOUSANDS)

	ALL RACES			WHITE			BLACK AND OTHER			BLACK		
HH RELATIONSHIP	TOTAL	MALE	FEMALE	TOTAL	MALE	FEMALE	TOTAL	MALE	FEMALE	TOTAL	MALE	FEMALE
TOTAL PERSONS.	231852	112408	119444	197823	96384	101439	34028	16023	18005	27738	12936	14802
FAMILY HOUSEHOLDER . . .	61997	49609	12388	53934	45060	8874	8063	4549	3514	6675	3441	3233
NON-FAMILY HOUSEHOLDER .	23410	9752	13658	20442	8327	12115	2968	1425	1543	2562	1209	1353
SPOUSE	50090	2510	47579	45447	2084	43362	4643	426	4217	3389	359	3031
CHILD.	79275	42024	37251	65490	34792	30698	13785	7232	6553	11315	5897	5417
OTHER RELATIVE	9781	4520	5260	6547	2900	3647	3234	1621	1613	2764	1423	1341
NONRELATIVE.	7299	3992	3307	5964	3222	2742	1336	770	565	1034	606	428

[C] : SPANISH ORIGIN

HH RELATIONSHIP	TOTAL	MALE	FEMALE	TOTAL	MALE	FEMALE	TOTAL	MALE	FEMALE	TOTAL	MALE	FEMALE
TOTAL PERSONS.	14947	7222	7725	14554	7030	7525	392	192	200	287	148	139
FAMILY HOUSEHOLDER . . .	3567	2578	989	3469	2528	941	98	50	48	74	34	40
NON-FAMILY HOUSEHOLDER .	759	387	372	726	370	356	33	17	16	26	14	12
SPOUSE	2698	191	2508	2656	187	2469	42	4	38	26	4	23
CHILD.	6388	3281	3107	6223	3195	3029	165	87	78	119	66	52
OTHER RELATIVE	1101	531	570	1061	503	558	39	28	12	33	24	9
NONRELATIVE.	434	254	180	419	248	171	15	7	9	9	6	4

TABLE 3 WEIGHTED AND UNWEIGHTED COUNTS

(A) WEIGHTED AND UNWEIGHTED : (B) PERSONS AND FAMILIES

	(IN THOUSANDS)	
	WEIGHTED	UNWEIGHTED
TOTAL PERSONS.	231852	161167
TOTAL FAMILY HOUSEHOLDERS.	61997	43180
TOTAL UNITS.	101084	73632
INTERVIEWED UNITS (HHDS * GQ).	85809	59171
HOUSEHOLDS (FAMILY & NONFAMILY HHLDRS)	85407	58974
TOTAL FAMILY RECORDS IN HOUSEHOLDS	93705	64397
TOTAL FAMILIES (HHLD, RELATED & UNRLTD).	64699	45056
FAMILY HHLDRS WITH NO RELATED SUB.	60002	41737
FAMILY HHLDRS WITH 1+ RELATED SUBS.	1995	1443
UNRELATED SUBFAMILY.	504	352
RELATED SUBFAMILY.	2198	1524
TOTAL UNRELATED INDIVIDUALS.	29006	19341
NONFAMILY HOUSEHOLDER.	23410	15794
OTHER PERSONS LIVING WITH NO RELTVS.	5596	3547
 TOTAL PERSONS IN HOUSEHOLDS.	 231361	 160894
CIVILIANS 15 YEARS OLD AND OVER.	178994	122281
CHILDREN LESS THAN 15 YEARS OLD.	51490	37847
ARMED FORCES MEMBERS	877	766
GROUP QUARTERS	402	197
TOTAL FAMILY RECORDS IN GROUP QUARTERS	491	273
TOTAL PERSONS	491	273
CIVILIANS 15 YEARS OLD AND OVER.	430	209
CHILDREN LESS THAN 15 YEARS OLD.	59	62
ARMED FORCES MEMBERS	2	2
NONINTERVIEWED UNITS	15275	14461
TYPE A	3072	3075
TYPE B-C	12203	11386

NOTE: The Total Family Householders indicated on line 2 is not the total number of family records but the total number of families. To determine the total number of family records, add Total Family Records in Households and Total Family Records in Group Quarters. To determine the total number of records on the file, add the total figure for family records with the figures for Total Persons and Total Units.

Total Family Records in Households	64,397
Total Family Records in Group Quarters	273
Total Family Records	64,670
Total Persons	161,167
Total Units	73,632
Total Records on File	299,469

TABLE 4 PERSONS 15+ YEARS OLD BY RACE, SEX, AND TYPE OF INCOME
(A) : (B) SOURCE OF INCOME

(IN THOUSANDS)

	----- ALL RACES -----			----- WHITE -----			----- BLACK AND OTHER -----			----- BLACK -----		
	TOTAL	MALE	FEMALE	TOTAL	MALE	FEMALE	TOTAL	MALE	FEMALE	TOTAL	MALE	FEMALE
TOTAL	180303	86050	94253	155967	74958	81009	24336	11093	13244	19877	8973	10904
WITH INCOME	164735	80909	83827	144239	71444	72795	20497	9465	11032	16688	7580	9107
WAGE AND SALARY	110901	60222	50679	96910	53143	43767	13991	7079	6912	11317	5676	5641
NON-FARM SELF EMPLOYMENT	10431	7085	3346	9843	6670	3173	586	415	173	355	272	83
FARM SELF EMPLOYMENT	2072	1827	246	2022	1783	239	50	44	7	31	28	2
SOCIAL SECURITY AND RR	32143	13298	18845	28728	11885	16843	3415	1413	2002	3025	1236	1788
SUPPLEMENTAL SECURITY	3442	1192	2250	2335	803	1532	1107	389	718	1032	355	677
PUBLIC ASSISTANCE	4601	972	3629	2642	683	1959	1960	290	1670	1775	216	1559
INTEREST	98006	47083	50923	91506	44021	47484	6501	3062	3439	4368	2040	2328
DIVIDENDS, RENTAL, OR EST/TRUSTS	28429	14465	13964	27006	13733	13273	1423	732	691	874	444	430
VETERANS, UNEMP. AND WORKMEN COMP.	15204	10045	5159	13300	8936	4364	1904	1109	795	1627	945	682
PENSIONS AND MILITARY RETIREMENT	12503	7760	4744	11589	7205	4384	914	555	360	768	460	307
ALIMONY AND OTHER MONEY INCOME	11217	4159	7058	9656	3609	6047	1561	550	1010	1173	361	813
WITH NO INCOME	155568	5141	10426	11728	3513	8214	3840	1628	2212	3190	1393	1797

TABLE 5 FAMILIES AND UNRELATED INDIVIDUALS 15+ BY RACE AND SEX OF HOUSEHOLDER AND TYPE OF INCOME
[A] : [B] SOURCE OF INCOME : [C]

[C] : FAMILIES

(IN THOUSANDS)

	ALL RACES			WHITE			BLACK AND OTHER			BLACK		
	TOTAL	MALE	FEMALE	TOTAL	MALE	FEMALE	TOTAL	MALE	FEMALE	TOTAL	MALE	FEMALE
TOTAL	61997	49609	12388	53934	45060	8874	8063	4549	3514	6675	3441	3233
WITH INCOME	61825	49538	12287	53821	45008	8813	8004	4530	3474	6626	3429	3198
WAGE AND SALARY	50683	41375	9308	44348	37453	6896	6335	3922	2412	5169	2969	2200
NON-FARM SELF EMPLOYMENT	7940	7125	815	7499	6761	738	441	363	77	264	214	50
FARM SELF EMPLOYMENT	1698	1612	86	1665	1581	84	33	31	3	26	24	2
SOCIAL SECURITY AND RR	14203	10990	3213	12534	10056	2478	1668	934	735	1467	783	683
SUPPLEMENTAL SECURITY	1612	919	693	1080	696	385	532	224	308	492	201	292
PUBLIC ASSISTANCE	3529	1033	2496	1993	774	1219	1537	259	1278	1395	186	1210
INTEREST	40652	35063	5589	37742	32932	4810	2910	2131	780	2054	1399	656
DIVIDENDS, RENTAL, OR EST/TRUSTS	14520	12757	1764	13741	12131	1610	779	626	154	489	370	119
VETERANS, UNEMP. AND WORKMEN COMP.	10925	9097	1828	9603	8243	1359	1322	853	469	1119	700	419
PENSIONS AND MILITARY RETIREMENT	8108	7088	1020	7491	6602	889	617	486	131	519	408	111
ALIMONY AND OTHER MONEY INCOME	7573	4615	2959	6589	4227	2361	985	387	597	813	273	541
WITH NO INCOME	172	71	101	113	52	61	59	19	40	48	13	35

[C] : UNRELATED INDIVIDUALS

TOTAL	29257	13155	16102	25369	11136	14233	3889	2019	1869	3268	1682	1586
WITH INCOME	28600	12874	15726	24880	10942	13938	3720	1932	1788	3138	1614	1523
WAGE AND SALARY	17580	9465	8115	15250	8114	7136	2330	1351	979	1935	1140	795
NON-FARM SELF EMPLOYMENT	1532	1074	457	1429	992	438	102	83	19	79	67	12
FARM SELF EMPLOYMENT	172	138	34	162	131	31	10	7	2	5	2	2
SOCIAL SECURITY AND RR	9268	2181	7087	8326	1861	6465	941	320	621	868	294	573
SUPPLEMENTAL SECURITY	1373	364	1008	955	240	714	418	124	294	396	116	280
PUBLIC ASSISTANCE	544	265	279	371	175	196	174	91	83	162	82	79
INTEREST	16630	6808	9822	15369	6189	9179	1261	618	643	967	457	511
DIVIDENDS, RENTAL, OR EST/TRUSTS	4929	2043	2886	4707	1947	2760	221	96	126	171	68	103
VETERANS, UNEMP. AND WORKMEN COMP.	2938	1792	1146	2545	1525	1020	393	267	125	355	246	109
PENSIONS AND MILITARY RETIREMENT	3411	1102	2309	3188	999	2189	223	103	120	186	83	103
ALIMONY AND OTHER MONEY INCOME	2386	1091	1295	2057	919	1138	329	172	157	191	84	106
WITH NO INCOME	657	281	376	488	194	295	169	87	82	130	67	63

TABLE 6 HOUSEHOLD AND FAMILY UNITS BY RACE AND ORIGIN
(A) : (B) KIND OF HOUSEHOLD AND FAMILY

(IN THOUSANDS)

	TOTAL	WHITE	BLACK AND OTHER	BLACK	SPANISH ORIGIN
TOTAL HOUSEHOLDS	85407	74376	11031	9236	4326
FAMILY HOUSEHOLDER	61997	53934	8063	6675	3567
MARRIED-COUPLE	50090	45529	4561	3446	2606
OTHER FAMILY, MALE HHLD	2030	1621	408	354	151
OTHER FAMILY, FEMALE HHLD	9878	6784	3094	2874	810
NONFAMILY HOUSEHOLDER	23410	20442	2968	2562	759
MALE	9752	8327	1425	1209	387
FEMALE	13658	12115	1543	1353	372
TOTAL FAMILY HHLD	62501	54312	8189	6775	3603
MARRIED-COUPLE	50143	45571	4571	3450	2610
OTHER FAMILY, MALE HHLD	2093	1668	425	364	155
OTHER FAMILY, FEMALE HHLD	10265	7072	3193	2960	837
TOTAL RELATED SUBFAMILIES	2198	1338	860	772	266
MARRIED-COUPLE	722	582	139	84	110
FATHER-CHILD	113	88	26	22	12
MOTHER-CHILD	1363	668	694	665	143
TOTAL UNRELATED FAMILIES	504	378	127	100	36
MARRIED-COUPLE	53	43	10	4	4
OTHER FAMILY, MALE HHLD	63	47	17	10	5
OTHER FAMILY, FEMALE HHLD	388	288	99	86	28
NONFAMILY HHLD	29497	25522	3975	3339	1098
MALE	13283	11221	2062	1716	603
FEMALE	16214	14301	1913	1623	494
OTHER PERSONS LIVING WITH NO RELATIVES	6087	5080	1007	777	339
MALE	3531	2894	638	507	217
FEMALE	2556	2186	369	270	122

TABLE 7 PERSONS 15 YEARS AND OVER BY TOTAL MONEY INCOME, RACE, AND SEX
(A) : (B)

(IN THOUSANDS)

	----- ALL RACES -----			----- WHITE -----			----- BLACK AND OTHER -----			----- BLACK -----		
	TOTAL	MALE	FEMALE	TOTAL	MALE	FEMALE	TOTAL	MALE	FEMALE	TOTAL	MALE	FEMALE
TOTAL.	180303	86050	94253	155967	74958	81009	24336	11093	13244	19877	8973	10904
NO INCOME.	15564	5141	10423	11726	3513	8213	3838	1628	2210	3188	1393	1795
TOTAL.	164739	80909	83830	144240	71444	72796	20499	9465	11034	16689	7580	9109
1 TO 1999 OR LESS.	24695	7314	17381	21434	6016	15418	3261	1298	1963	2576	1068	1508
2,000 TO 2,999	8413	2562	5851	6941	2074	4867	1472	488	984	1309	427	882
3,000 TO 3,999	9535	3025	6511	7735	2405	5329	1800	619	1181	1609	544	1065
4,000 TO 4,999	8482	2720	5762	7079	2232	4847	1402	488	915	1205	408	797
5,000 TO 5,999	7946	2901	5046	6838	2464	4374	1108	437	671	909	350	558
6,000 TO 6,999	7091	2796	4295	6108	2393	3716	983	404	580	809	344	465
7,000 TO 8,499	9933	4285	5648	8496	3640	4856	1437	645	793	1230	546	684
8,500 TO 9,999	7713	3361	4352	6780	2937	3842	933	423	510	755	341	414
10,000 TO 12,499	14770	7033	7737	12848	6104	6744	1922	929	993	1609	783	827
12,500 TO 14,999	10375	5230	5145	9151	4623	4528	1223	607	617	994	517	478
15,000 TO 17,499	10412	5869	4543	9156	5198	3959	1256	672	584	1046	561	485
17,500 TO 19,999	7678	4505	3173	6981	4153	2827	698	352	345	566	282	284
20,000 TO 24,999	12506	8449	4057	11279	7676	3603	1226	772	454	904	558	346
25,000 TO 29,999	8770	6641	2128	7957	6082	1875	813	559	254	584	403	181
30,000 TO 34,999	5597	4652	945	5203	4355	848	394	296	97	292	212	80
35,000 TO 49,999	6845	5973	872	6418	5623	795	427	350	77	238	189	49
50,000 TO 74,999	2742	2461	281	2638	2371	267	104	89	14	47	41	6
75,000 AND OVER.	1236	1133	103	1197	1096	101	39	36	3	8	7	1
AGGREGATE FOR MEAN	2184*14	1449*14	7349*13	1975*14	1329*14	6457*13	2091*13	1199*13	8920*12	1588*13	8715*12	7169*12
MEDIAN INCOME.	9720	14631	6318	10138	15401	6420	7232	9755	5706	6911	8953	5542
MEAN INCOME.	13263	17920	8768	13698	18616	8871	10203	12671	8085	9518	11497	7871

NOTE: Numbers may not agree with published data due to top coding.

TABLE 8 FAMILIES AND UNRELATED INDIVIDUALS 15+ BY TOTAL MONEY INCOME

(A) : (B) : (C)

(C) : FAMILIES

(IN THOUSANDS)

	ALL RACES			WHITE			BLACK AND OTHER			BLACK		
	TOTAL	MALE	FEMALE	TOTAL	MALE	FEMALE	TOTAL	MALE	FEMALE	TOTAL	MALE	FEMALE
TOTAL	61997	49609	12388	53934	45060	8874	8063	4549	3514	6675	3441	3233
NO INCOME	172	71	101	113	52	61	59	19	40	48	13	35
TOTAL	61825	49538	12287	53821	45008	8813	8004	4530	3474	6626	3429	3198
UNDER 2,500	1212	542	670	856	486	370	356	56	300	325	39	286
2,500 TO 4,999	2181	833	1348	1417	687	730	764	146	618	705	116	589
5,000 TO 7,499	3079	1684	1395	2237	1395	842	842	288	553	763	242	521
7,500 TO 9,999	3251	2150	1101	2545	1835	710	706	316	391	602	246	356
10,000 TO 12,499	3783	2723	1060	3163	2426	737	620	297	323	535	233	302
12,500 TO 14,999	3423	2530	893	2918	2244	674	505	286	220	446	242	204
15,000 TO 17,499	3866	2947	919	3360	2675	685	507	272	234	433	221	212
17,500 TO 19,999	3475	2789	686	3057	2511	546	418	278	140	357	229	128
20,000 TO 24,999	7109	5959	1150	6342	5432	910	767	527	240	646	433	213
25,000 TO 29,999	6457	5609	848	5781	5086	695	676	522	153	550	409	147
30,000 TO 34,999	5632	4955	677	5162	4594	568	470	360	109	385	286	99
35,000 TO 39,999	4407	3977	430	4020	3659	361	387	317	69	271	214	57
40,000 TO 49,999	6133	5599	534	5643	5185	458	490	414	76	342	283	59
50,000 TO 59,999	3345	3082	263	3114	2877	237	232	206	26	142	124	19
60,000 TO 74,999	2333	2172	161	2162	2022	140	171	150	21	94	81	13
75,000 AND OVER	2138	1907	151	2044	1893	151	94	94	0	28	28	0
MEDIAN INCOME	24526	27045	13954	25697	27487	16145	15885	22725	9072	14506	21342	8802
AGGREGATE FOR MEAN	1761*14	1535*14	2258*13	1597*14	1416*14	1814*13	1637*13	1193*13	4439*12	1222*13	8296*12	3927*12
MEAN INCOME	28409	30950	18235	29621	31427	20452	20305	26229	12635	18314	24107	12147

(C) : UNRELATED INDIVIDUALS

	TOTAL	MALE	FEMALE	TOTAL	MALE	FEMALE	TOTAL	MALE	FEMALE	TOTAL	MALE	FEMALE
TOTAL	29257	13155	16102	25369	11136	14233	3889	2019	1869	3268	1682	1586
NO INCOME	657	281	376	488	194	295	169	87	82	130	67	63
TOTAL	28600	12874	15726	24880	10942	13938	3720	1932	1788	3138	1614	1523
UNDER 2,500	1829	865	964	1386	638	748	443	228	215	373	183	190
2,500 TO 4,999	4325	1351	2973	3416	991	2424	909	360	549	815	312	502
5,000 TO 7,499	4246	1499	2747	3699	1224	2475	547	275	272	459	239	220
7,500 TO 9,999	2898	1165	1733	2582	973	1609	315	192	123	271	169	101
10,000 TO 12,499	2993	1265	1728	2644	1074	1570	349	191	158	295	157	137
12,500 TO 14,999	2171	973	1198	1919	859	1060	252	114	138	215	106	109
15,000 TO 17,499	2143	1040	1103	1887	886	999	256	152	104	215	129	87
17,500 TO 19,999	1510	770	740	1399	719	681	111	51	59	101	46	55
20,000 TO 24,999	2399	1269	1130	2204	1145	1060	195	124	71	143	99	45
25,000 TO 29,999	1526	901	625	1378	792	586	148	109	40	102	75	28
30,000 TO 34,999	936	648	289	859	592	267	77	56	21	56	39	17
35,000 TO 39,999	529	357	172	463	313	151	66	45	21	53	32	21
40,000 TO 49,999	535	363	172	502	341	160	33	21	12	29	21	8
50,000 TO 59,999	232	161	71	224	156	69	8	5	3	4	2	2
60,000 TO 74,999	155	116	39	146	108	39	9	9	0	6	6	0
75,000 AND OVER	172	131	41	170	130	40	2	1	1	1	0	1
MEDIAN INCOME	10563	12888	8929	11052	13879	9324	6935	8281	5813	6722	8073	5435
AGGREGATE FOR MEAN	3997*13	2130*13	1866*13	3605*13	1901*13	1704*13	3924*12	2298*12	1625*12	3178*12	1842*12	1336*12
MEAN INCOME	13665	16199	11595	14213	17072	11975	10091	11381	8698	9727	10956	8424

NOTE: Numbers may not agree with published data due to top coding.

TABLE 9 WORK EXPERIENCE OF PERSONS 16 YEARS OLD AND OVER BY RACE, SEX, AND WORK EXPERIENCE
(A) : (B) WORK EXPERIENCE : (C)

(C) : ALL PERSONS

(IN THOUSANDS)

	ALL RACES			WHITE			BLACK AND OTHER			BLACK		
	TOTAL	MALE	FEMALE	TOTAL	MALE	FEMALE	TOTAL	MALE	FEMALE	TOTAL	MALE	FEMALE
TOTAL 16+	175824	83338	92485	152244	72701	79543	23580	10637	12943	19248	8608	10641
NO WORK EXPERIENCE	58105	18643	39463	48747	15206	33541	9358	3437	5922	7834	2871	4963
WITH WORK EXPERIENCE	117718	64695	53023	103496	57495	46002	14222	7201	7021	11414	5737	5678
WORKED FULL-TIME	90744	55262	35482	79678	49303	30375	11065	5959	5106	8849	4707	4142
50 - 52 WEEKS	66828	41540	25288	58858	37285	21573	7970	4255	3715	6305	3284	3021
40 - 49 WEEKS	7431	4374	3056	6614	3976	2638	816	398	418	674	342	332
14 - 39 WEEKS	11562	6605	4957	10072	5756	4316	1490	849	641	1228	714	514
1 - 13 WEEKS	4924	2743	2181	4135	2286	1849	789	457	332	642	368	275
WORKED PART-TIME	26974	9433	17541	23818	8191	15627	3156	1242	1915	2566	1029	1536
50 - 52 WEEKS	10306	3227	7079	9190	2876	6314	1116	351	765	903	285	618
40 - 49 WEEKS	3113	982	2131	2827	860	1967	285	122	163	233	100	132
14 - 39 WEEKS	7606	2814	4791	6773	2468	4304	833	346	487	675	286	389
1 - 13 WEEKS	5950	2410	3540	5028	1987	3041	922	423	499	755	358	397
TOTAL 16+ WITH UNEMPLOYMENT	23799	13973	9826	19576	11654	7922	4222	2319	1903	3668	2019	1650
WORKED 50 - 52 WEEKS	920	615	305	836	556	280	84	59	25	64	44	21
WORKED LESS THAN 50 WEEKS	18963	11523	7440	16121	9855	6265	2842	1667	1175	2426	1442	984
NO WORK EXPERIENCE	3916	1835	2080	2620	1243	1377	1296	593	703	1178	533	646

(C) : SPANISH ORIGIN

	TOTAL	MALE	FEMALE	TOTAL	MALE	FEMALE	TOTAL	MALE	FEMALE	TOTAL	MALE	FEMALE
TOTAL 16+	9811	4542	5268	9566	4442	5124	244	100	144	181	78	103
NO WORK EXPERIENCE	3462	921	2542	3373	897	2476	89	23	66	72	19	53
WITH WORK EXPERIENCE	6348	3622	2727	6193	3545	2648	155	77	78	109	59	50
WORKED FULL-TIME	5122	3133	1989	4998	3066	1932	124	67	57	94	53	41
50 - 52 WEEKS	3502	2202	1301	3416	2152	1263	87	49	38	67	41	26
40 - 49 WEEKS	456	297	159	444	292	152	11	5	6	9	4	5
14 - 39 WEEKS	808	465	343	793	458	335	15	7	8	12	6	6
1 - 13 WEEKS	356	170	186	345	164	181	11	6	5	7	3	4
WORKED PART-TIME	1226	488	738	1194	478	716	32	10	22	15	6	9
50 - 52 WEEKS	451	176	275	434	170	264	17	6	11	8	3	5
40 - 49 WEEKS	114	41	73	112	39	73	2	2	0	2	2	0
14 - 39 WEEKS	387	154	232	383	153	230	4	1	3	2	1	2
1 - 13 WEEKS	274	116	157	265	115	149	9	1	8	3	0	3
TOTAL 16+ WITH UNEMPLOYMENT	1598	958	640	1553	933	620	45	25	20	31	19	12
WORKED 50 - 52 WEEKS	53	32	22	53	32	22	0	0	0	0	0	0
WORKED LESS THAN 50 WEEKS	1328	825	502	1289	804	484	39	21	18	26	15	11
NO WORK EXPERIENCE	217	101	116	211	97	114	6	4	2	5	4	1

DDB : DSMARCH84*3MTRAN\$UNITD(0)

MDB : DSMARCH84*USER3MOUT(1)

MATRIX:00100

B00100-----
DATE 061384

PAGE 10

TABLE 10 MOBILITY BY SEX, RACE, SPANISH ORIGIN, AND RESIDENCE

UNIVERSE: PERSONS YEAR OLD AND OVER
(A) (B) MOBILITY

(IN THOUSANDS)

	----- ALL RACES -----			----- WHITE -----			----- BLACK AND OTHER -----			----- BLACK -----		
	TOTAL	MALE	FEMALE	TOTAL	MALE	FEMALE	TOTAL	MALE	FEMALE	TOTAL	MALE	FEMALE
TOTAL 'HTRI-REC'	231852	112408	119444	197823	96384	101439	34028	16023	18005	27738	12936	14802
NONMOVERS.	188853	90820	98033	161864	78240	83624	26989	12580	14409	22304	10295	12009
MOVERS	39379	19734	19645	33062	16662	16400	6316	3071	3245	4841	2340	2501
NOT IN MIGRATION SAMPLE.	3620	1854	1766	2898	1482	1416	723	372	350	594	301	293
TOTAL 'R-GENMOB'	231852	112408	119444	197823	96384	101439	34028	16023	18005	27738	12936	14802
NONMOVERS.	188853	90820	98033	161864	78240	83624	26989	12580	14409	22304	10295	12009
MOVERS	39379	19734	19645	33062	16662	16400	6316	3071	3245	4841	2340	2501
NOT IN MIGRATION SAMPLE.	3620	1854	1766	2898	1482	1416	723	372	350	594	301	293

APPENDIX D

Matching of March CPS Files

There are two basic limitations in linking the March CPS files across years. First, only fifty percent of the sample is included in two consecutive years. Second, the residents within the eligible housing units may have changed or appeared as noninterview records in one or both years. The result is a matched sample of considerably less than the upper limit of fifty percent. The basic procedures and variables used to link two or more March CPS files are outlined below.

1. Sample Selection.

The first step in matching year t with year $t+1$ is to select from year t those housing units with a "month in sample" value of 1 through 4, and from year $t+1$ those units with a "month in sample" value of 5 through 8. This will identify the sample subset eligible for matching. Within this subset, housing units in year t , month 1 will match only with units in year $t+1$, month 5, etc.

2. Matching Housing Units.

Using one or more variables, it is possible to uniquely identify each housing unit in each sample rotation. However, because of changes in CPS procedures, the available information for matching housing units is not always identical. Below are the variables available for matching March CPS files between 1968 and 1983.

Years: 1968-1971

Variables: Random Cluster Code (F6-10) and
Serial Number (F11-14)

Years: 1971-1972

Changes in CPS clustering procedures
and the accompanying change of household
identification numbers prevent matching
1971 and 1972 March CPS files.

Years: 1972-1973

The 1972 file uses 1960 random cluster
codes while the 1973 file uses 1970 random
cluster codes, thus precluding the matching
of records.

Years: 1973-1975

Variables: Random Cluster Code (F7-11), Segment Number
(F12-16), and Serial Number (F217-218)

Years: 1975-1976
Variables: 1975: Random Cluster Code (F7-11), Segment
Number (F12-16), and Serial Number (F217-218)
1976: Random Cluster Code (H35-39), Segment Number
(H40-43), and Serial Number (H44-45)

Years: 1976-1977
Matching is not possible because variables
required for matching are in a different
format each year.

Years: 1977 to Present
Variable: Household Identification Number (H18-29)

3. Matching Households, Families, and Persons

Although the information presented above allows matching of housing units across years, it is possible that the residents of the housing unit have changed. Consequently, it is necessary to perform additional matches to insure resident comparability. The specific variables used to match residents will vary according to the needs of the project but it is more efficient to arrange the matching in a hierarchical sequence. For example, matching on sex and race should precede matching on age or household relationship. The user should carefully work through the possible changes in household structure that might result in an inappropriate rejection of a household. For example, a husband-wife family in year t that experienced a divorce and became a female headed household in year $t+1$, would fail the test for matching sex of head. Clearly, the more criteria used in matching records will result in greater accuracy, but will also increase the expense and result in fewer matches.