

# THE BROOKINGS INSTITUTION

1775 Massachusetts Avenue, NW Washington, DC 20036-2188  
Tel: 202-797-6000 Fax: 202-797-6004  
[www.brookings.edu](http://www.brookings.edu)

## *Iraq Index* *Tracking Variables of* *Reconstruction & Security in Post-Saddam Iraq*

[www.brookings.edu/iraqindex](http://www.brookings.edu/iraqindex)

May 31, 2007

**For full source information for entries other than the current month, please see the Iraq Index archives at**  
[www.brookings.edu/fp/saban/iraq/indexarchive.htm](http://www.brookings.edu/fp/saban/iraq/indexarchive.htm)

Michael E. O'Hanlon  
Jason H. Campbell

For more information please contact Jason Campbell at [jhcampbell@brookings.edu](mailto:jhcampbell@brookings.edu)

# TABLE OF CONTENTS

<u>Tracking the Surge</u>	<i>Page</i>
U.S. Troops Committed to the Surge.....	5
Number of New U.S. Troops Deployed to Baghdad.....	5
Proportion of U.S. Fatalities by Location, Pre- and Post-Surge.....	5
Additional Provincial Reconstruction Teams (PRT's), Personnel and Timeline for their Completion.....	6
Iraqi Troops in Baghdad: Actual Number Reported for Duty as a Percentage of Proper Battalion Strength.....	6
Iraqi Military and Police Killed since January 2005.....	7
Enemy-Initiated Attacks Against the Coalition and Its Partners.....	7
Number of Patrols Carried Out by U.S. and Iraqi Forces (Per Week).....	8
Number of Joint Security Stations Established by U.S. and Iraqi Forces in Baghdad.....	8
Civilian Deaths in Iraq Pre- and Post-Surge.....	9
Multiple Fatality Bombings by Type Since January 2007.....	9
Number of Multiple Fatality Bombings Targeting Civilians by Sectarian Group and Month.....	10
Number of Iraqi Civilian Deaths Associated with Multiple Fatality Bombings in which They were the Primary Target by Month.....	10
Trend of Extrajudicial Killings (EJK's) in Baghdad from January-April 2007.....	11
Estimated Number of Extrajudicial Killings (EJK's) in Baghdad, by Month.....	11
Estimated Number of Iraqi Civilians Killed by Month Since November 2006.....	12
Number of Newly Displaced People Per Month in Iraq, Externally and Abroad.....	12
Effects of Operation Fardh al-Qanoon on Iraqi Provinces.....	12
Effects of External Actors on Iraqi Security.....	12
Progress of Political Benchmarks Agreed upon by the bush Administration and the Iraqi Government.....	13
Other Noteworthy Political Developments.....	13
 <u>Security Indicators</u>	
U.S. Troop Fatalities since March 2003.....	14
Cause of Death for US Troops.....	15
American Military Fatalities by Category.....	16
U.S. Troops Wounded in Action since March 2003.....	16
British Military Fatalities since March 2003.....	17
Non-U.S. & U.K. Coalition Military Fatalities since March, 2003.....	17
Non-U.S. & U.K. Coalition Military Fatalities by Country since March 2003.....	18
Car Bombs in Iraq (Lethal and Non-Lethal).....	18
Iraqi Civilians Killed By Violence.....	19
Multiple Fatality Bombings in Iraq.....	20
Killed and Wounded in Multiple Fatality Bombings.....	20
Police and Civilian Deaths by Region.....	21
Non-Iraqi Civilian Casualties Killed Monthly since May 2003.....	21
Journalists Killed in Iraq.....	22
Nationalities of Journalists Killed in Iraq.....	22
Circumstances of Journalist Deaths.....	22
Iraqis Kidnapped.....	22
Iraqi Civilians Killed by US Troops.....	22
Foreign Nationals Kidnapped in Iraq since May 2003.....	23
Iraqi Prison Population.....	24
Estimated Strength of Insurgency Nationwide.....	25
Estimated Number of Foreign Fighters in the Insurgency.....	26
Nationalities of Foreign Militants in Iraq, September 2005.....	26
Coalition Troop Strength in Iraq.....	27
Distribution of the Army's Authorized End Strength, By Component and Function, Fiscal Year 2005.....	28
Attacks on Iraqi Oil and Gas Pipelines, Installations, & Personnel.....	28
Top Ten Non-U.S. Coalition Contributors of Military Personnel in Iraq.....	29
Number of Daily Insurgent Attacks by Province.....	29
Number of Daily Attacks by Insurgents and Militias.....	30
Average Weekly Attacks by Time Period: 1 January 2004 – 20 January 2006.....	30
U.S. Military Fatalities Caused by Improvised Explosive Devices.....	31
Number of Explosively Formed Projectile (EFP) Attacks Against U.S. Troops by Month.....	31
Improvised Explosive Devices (IED's) Detonated And Disarmed January – June, 2006.....	32
Coalition Forces Ability to Find and Disarm Improvised Explosive Devices.....	32
Average Number of Daily Patrols and Violent Events in Baghdad.....	32
American Military Helicopters Downed in Iraq.....	33
Internally Displaced Persons in Iraq.....	33
Migration Indicators.....	33
Refugees And Asylum Seekers.....	33
Size of Iraqi Security Forces on Duty.....	34
Index of Political Freedom.....	35
Index of Press Freedom.....	35
Political Parties in Iraq.....	36
Council Seats in New Iraqi Legislature.....	36

## **Economic & Quality of Life Indicators**

Fuel.....	37
Oil Revenue from Exports.....	38
Electricity.....	39
Nationwide Unemployment Rate.....	40
American Aid Appropriated, Obligated and Disbursed towards the Iraq Relief and Reconstruction Fund.....	41
Pledges of Reconstruction Aid to Iraq by Country, As of December 31, 2005.....	42
Gross Domestic Product Estimates and Projections.....	43
Annual Iraqi Budget and Actual Expenditures through August 2006.....	43
Change in Iraq's Debt, 2004 to 2006.....	43
Estimated Appropriations Provided for Operations in Iraq and the War on Terror; 2001-2007.....	44
Inflation.....	44
Other Economic Indicators.....	45
Trained Judges.....	45
Telephone subscribers.....	45
Internet subscribers.....	46
Media.....	46
Doctors in Iraq.....	46
Number of Registered Cars.....	46
Current Water Projects Outputs Vs. CPA Goals.....	47
Education Indicators – Enrollment.....	47

## **Polling/Politics**

Iraq: Where Things Stand 2007.....	48
Public Attitudes in Iraq: Four Year Anniversary of Invasion.....	50
September 27, 2006: World Opinion Poll.org – PIPA: The Iraqi Public on the US Presence and the Future of Iraq.....	54
June 14 – 24, 2006: International Republican Institute.....	55
January 31, 2006: World Opinion Poll.org – What the Iraqi Public Wants.....	59

## **TRACKING THE SURGE**

**MAY 30, 2007-** Another month is over, and the basic US and Iraqi military inputs to the surge have now been almost entirely deployed. The picture that emerges from Iraq as summer begins is inherently mixed. Given America's waning patience with the war and the bad circumstances that prevailed in Iraq when the surge began, that conclusion is on balance bad news.

But first the good news, and there is some. Overall levels of violence are down somewhat in Baghdad. Extrajudicial killings--largely the reprisal assassinations carried out against Sunnis by Shia militias--remain at least 50 percent below levels from the winter. Car bombings were down by about one-third in May relative to the 2007 norm to date. Security cooperation among sheiks, their followers, the Iraqi government, and coalition forces against al Qaeda remains impressive in al-Anbar province. A number of extremist militia elements and al Qaeda operatives have been attacked and neutralized in Baghdad and its surroundings, with US and Iraqi forces conducting 6 to 12 raids per day against them. (These attacks, and ensuing reprisals by the militias and terrorists, help explain the rising US death tolls of April and May, which are obviously not good news, but which may offer hope of a somewhat calmer future as dangerous foes are removed from the scene.)

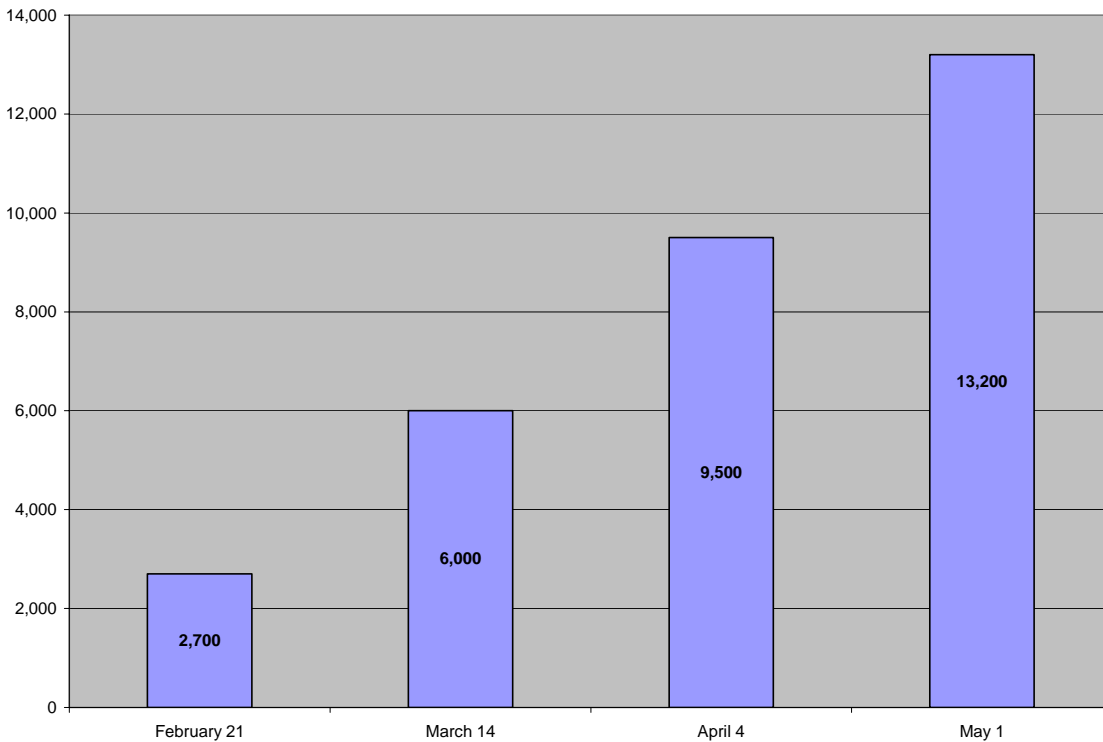
Alas, the bad news still dominates, starting with overall levels of violence. Even if they are down substantially, they remain very high by the standards of other countries suffering from civil conflicts, and even by comparison with the Iraq of 2003/2004. Car bombings remain prevalent enough that the current relative restraint exercised by most Shia militias will be difficult to sustain. There is no evidence that ethnic cleansing has declined significantly from its pre-surge level of roughly 100,000 persons displaced per month. Cities such as Kirkuk and Mosul remain tinderboxes, and have perhaps worsened in recent weeks. The economy remains stagnant and utility performance very mediocre. And perhaps worst of all, the Iraqi political system fails to deliver any real progress on the core issues dividing Sunni from Shia from Kurd.

**U.S. TROOPS COMMITTED TO THE SURGE<sup>1</sup>**

DATE	ANNOUNCED/APPROVED	DUTY
January 2007	21,500	Combat
March 1	2,400	Support
March 7	2,200	Military Police
March 10	129	Provincial Reconstruction
March 17	2,600	Combat Aviation
<b>TOTAL</b>	<b>28,829</b>	

**NOTE ON THIS TABLE:** The figures given refer to those troops *committed* to the Surge, not necessarily as of yet *deployed*. Deputy Secretary of Defense Gordon England testified March 1, 2007, that up to 7,000 additional troops could be necessary to help support the 21,500 additional combat troops President Bush announced would be sent to the region in January 2007. Of this figure, Deputy Secretary England testified that 2,400 of these had been approved.

**NUMBER OF NEW U.S. TROOPS DEPLOYED TO BAGHDAD<sup>2</sup>**



AS OF

**NOTE ON THIS GRAPH:** According to Lt. Col. Carl Ey, as of March 1, 2007, there were a total of 10,000 U.S. troops deployed in all of Iraq as a result of the troop increase announced by President Bush in January 2007. Figures from previous months suggest that this represents a net increase of troops, with the total number in theater going from approximately 130,000 in mid-February to 141,000 in early March 2007.

**PROPORTION OF U.S. FATALITIES BY LOCATION PRE- AND POST-SURGE<sup>3</sup>**

LOCATION	NUMBER OF U.S. FATALITIES	
	7 WEEK PRIOR TO SURGE	FIRST 7 WEEKS OF SURGE
Baghdad	29	53
Anbar Province	46	31
Diyala Province	10	15
Rest of Iraq	28	17
<b>TOTAL</b>	<b>113</b>	<b>116</b>

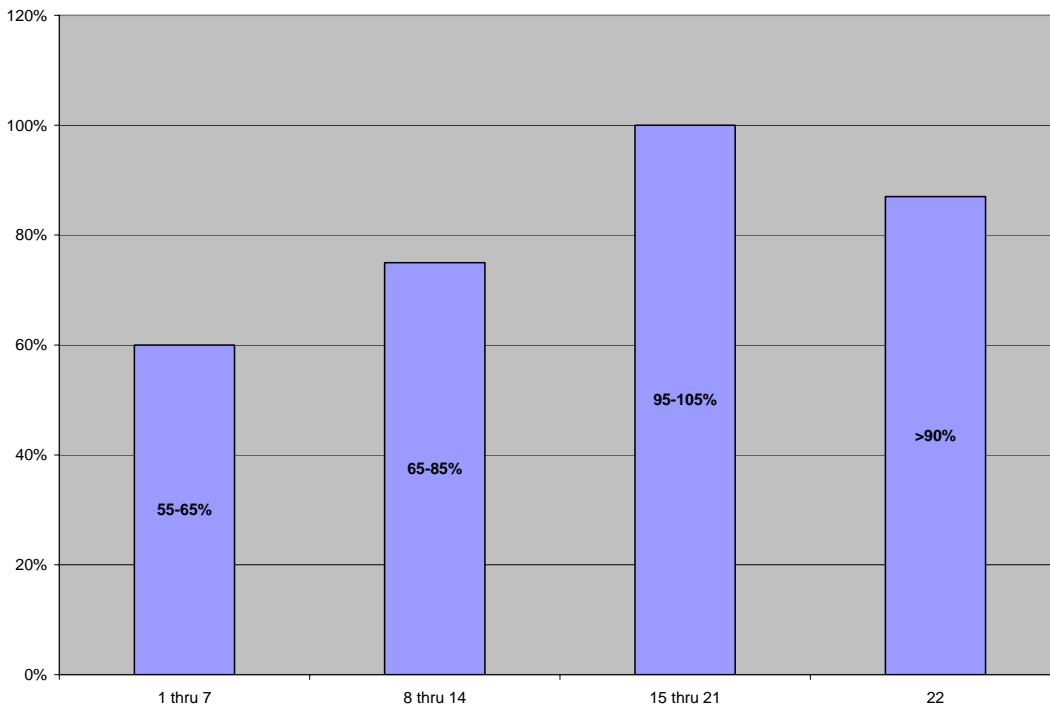
**ADDITIONAL PROVINCIAL RECONSTRUCTION TEAMS (PRT'S), PERSONNEL AND TIMELINE FOR THEIR COMPLETION<sup>4</sup>**

NEW PRT'S	LOCATION
10	6 in Baghdad 3 in al-Anbar Province 1 in Babil Province

PHASE	NUMBER OF PERSONNEL	TYPE OF PERSONNEL	TARGET DATE OF FORMATION
I	40 (4 per team)	<b>One each of the following:</b> *Team Leader *Senior USAID Development Adviser *Civil Affairs Officer *Bi-lingual/Bi-cultural Advisor from DoD	March 2007
II & III	~260	<b>Specialized technical personnel including:</b> *City planners *Rule of law experts *Agribusiness development experts	End of 2007

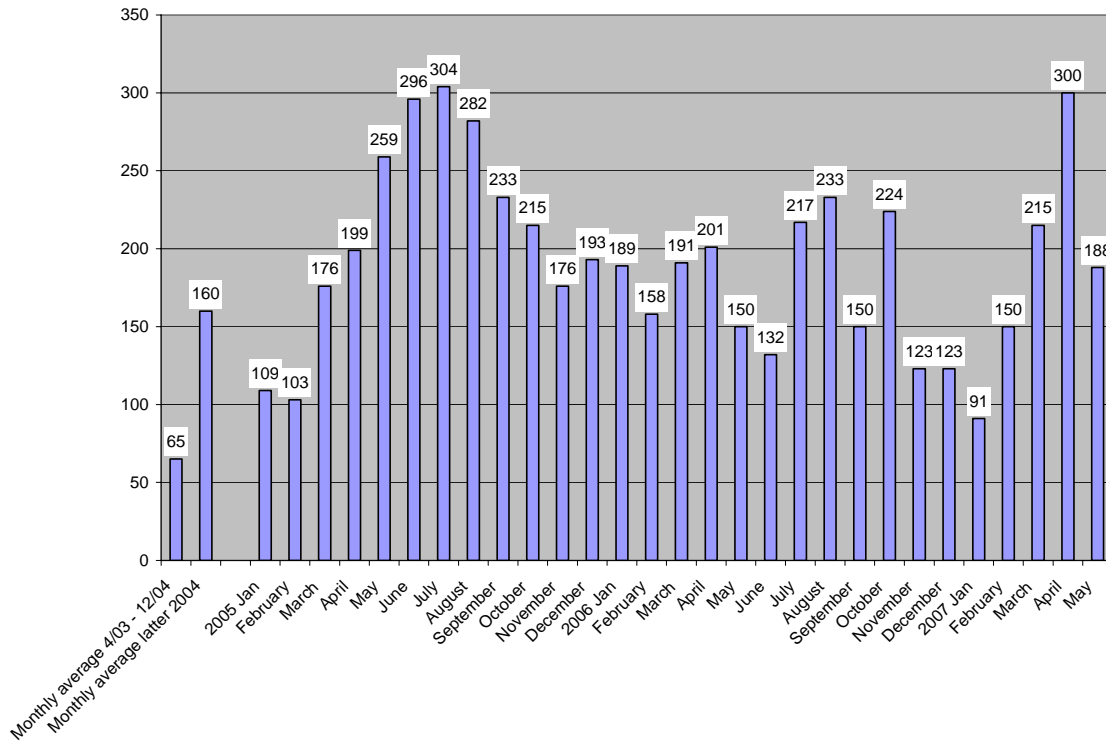
**NOTE ON THIS TABLE:** The new PRT's will differ from the 10 existing PRT's in that they will be embedded with brigade combat teams (as opposed to operating independently) and work in coordination with brigade commanders to advise on political and economic matters, as well as conduct community outreach. This is intended to enhance coordination efforts while providing for the security of the PRT. Because it was having difficulty filling the 300 needed vacancies, the U.S. Department of State requested in February 2007 that the U.S. Department of Defense supply 129 qualified personnel for up to 6 months.

**IRAQI TROOPS IN BAGHDAD: ACTUAL NUMBER REPORTED FOR DUTY AS A PERCENTAGE OF PROPER BATTALION STRENGTH<sup>5</sup>**



**NOTE ON THIS GRAPH:** These figures refer to all Iraqi battalions that have been deployed to Baghdad. According to Gen. William Caldwell, the added contribution of Iraqi forces to Operation Fardh al-Qanoon (Enforcing the Law) in Baghdad is 9 battalions, all of which were in theater as of March 8, 2007.

**IRAQI MILITARY & POLICE KILLED MONTHLY<sup>6</sup>**

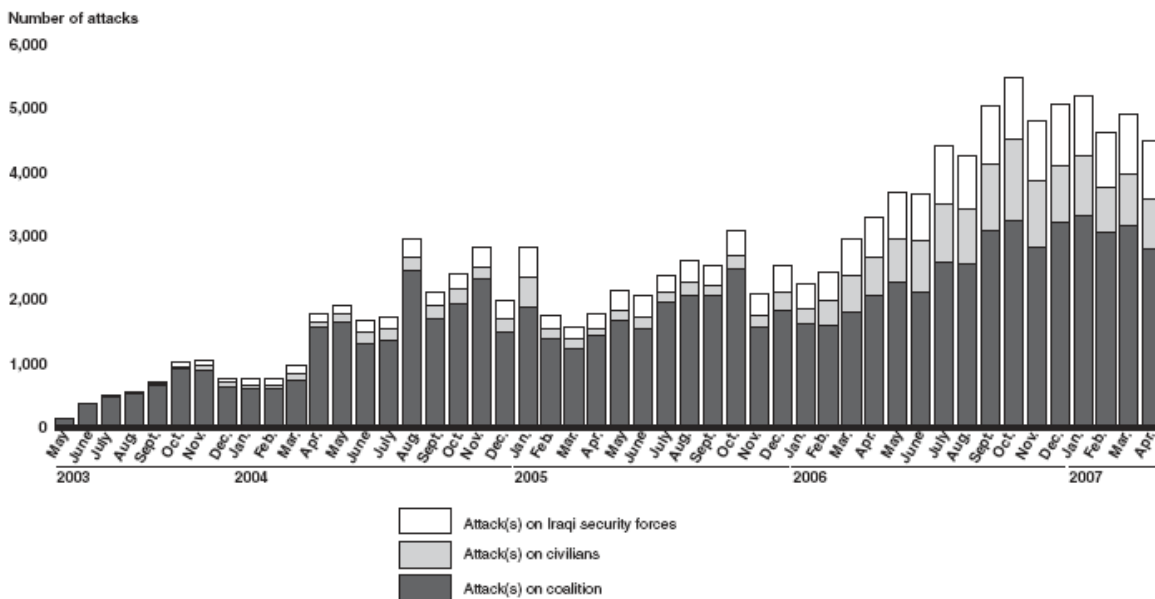


**Total June 2003 through May 30, 2007: 6,880**

**1,300 Iraqi military and police were killed between June 2003 and January 4, 2005** according to Iraqi Minister of Interior Falah Hasan Al-Naqib. "Iraqi Officers, Police Members Killed so Far Total 1,300," Kuwait News Agency (KUNA) January 4, 2005.

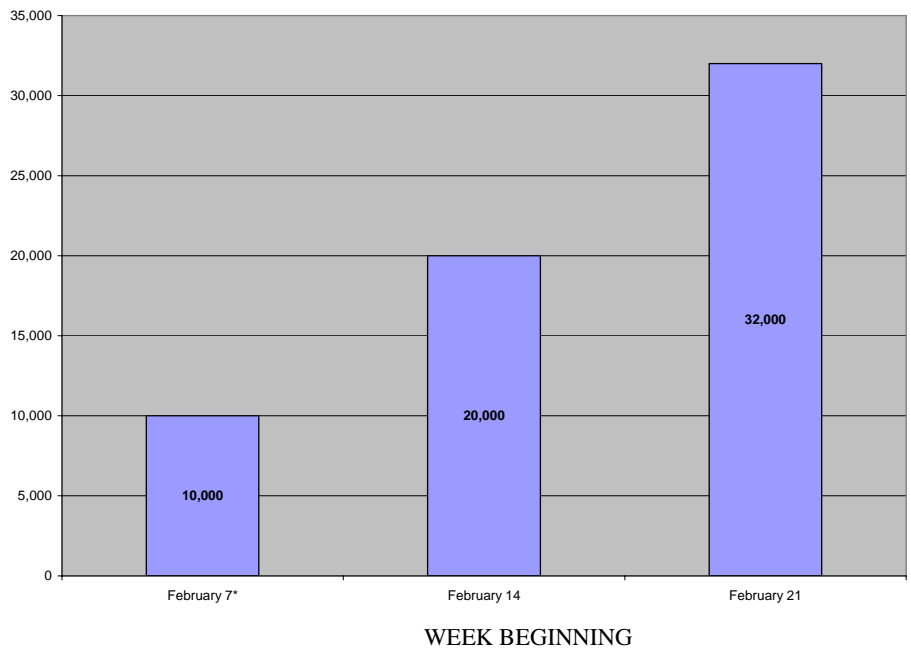
Maj. Gen. Joseph Peterson, the top American police trainer in Iraq, noted through his spokesperson that 1,497 Iraqi police officers were killed and 3,256 wounded in 2005. Eric Schmitt, "2,000 More MPs Will Help Train the Iraqi Police," *New York Times*, January 16, 2006.

**ENEMY-INITIATED ATTACKS AGAINST THE COALITION AND ITS PARTNERS<sup>7</sup>**



**NOTE ON ENEMY-INITIATED ATTACKS TABLE:** The data for 2006 and 2007 does not separate attacks against Iraqi government officials from attacks against Iraqi civilians.

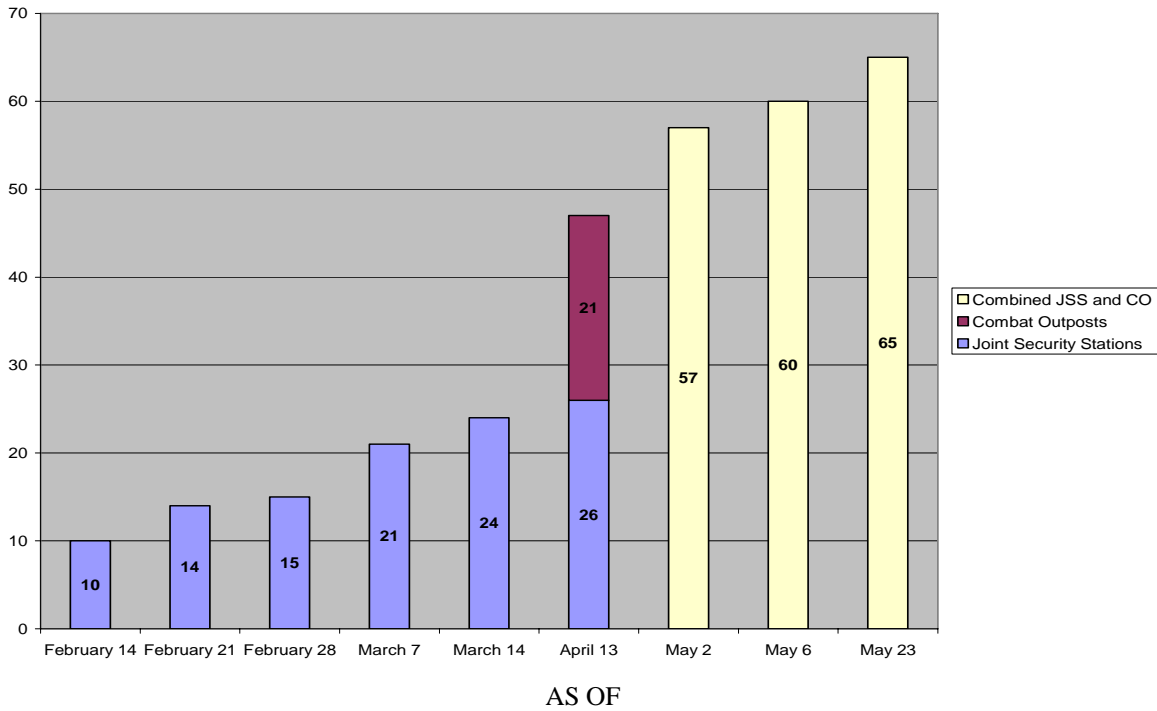
**NUMBER OF PATROLS CARRIED OUT BY U.S. AND IRAQI FORCES (PER WEEK)<sup>8</sup>**



\*This is the week before the start of Operation Fardh al-Qanoon (Enforcing the Law)

**NOTE ON THIS GRAPH:** According to Rear Adm. Mark Fox, “more than half” of the 32,000 patrols conducted the week beginning February 21 were conducted exclusively by Iraqi Security Forces and all were conducted “in and around” Baghdad.

**NUMBER OF JOINT SECURITY STATIONS (JSS’S) AND COMBAT OUTPOSTS (CO’S) ESTABLISHED BY U.S. AND IRAQI FORCES IN BAGHDAD<sup>9</sup>**



**NOTE ON THIS GRAPH:** Joint Security Stations (JSS’s) and Combat Outposts (CO’s) are security checkpoints to be set up in key strategic areas throughout Baghdad and manned 24 hours per day by elements of both U.S. and Iraqi security forces. As reported in the *New York Times* on March 16, 2007, the differences between them are that JSS’s are manned with more forces (between 120 and 150) and are seen to be permanent, perhaps to be transformed into Iraqi police stations. As Operation Fardh al-Qanoon has progressed, official press briefings have increasingly reported the combined total number of JSS’s and CO’s. A breakdown is given where possible.

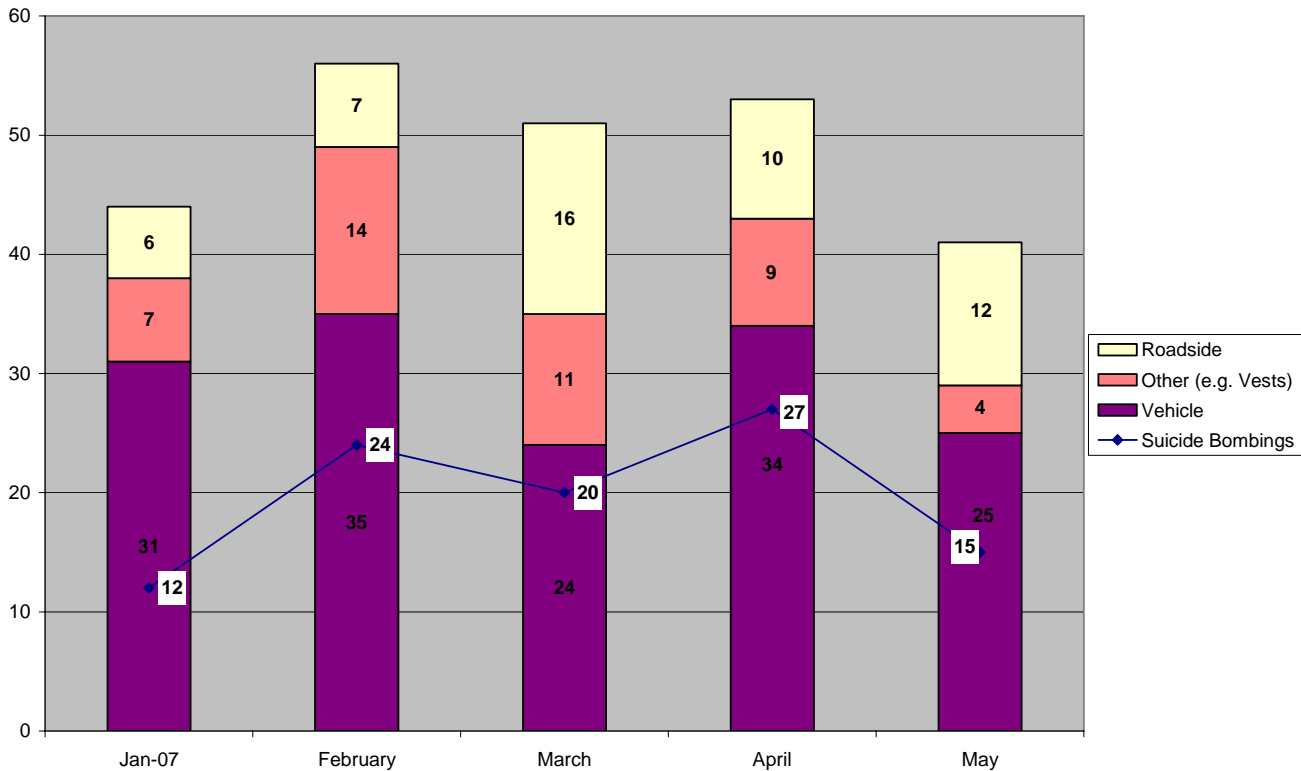


**CIVILIAN DEATHS IN IRAQ PRE- AND POST-SURGE<sup>10</sup>**

	TWO MONTHS PRIOR TO SURGE	FIRST TWO MONTHS OF SURGE
<b>BAGHDAD</b>		
<b>Total Civilian Deaths</b>	<b>2,871</b>	<b>1,586</b>
<b>DETAIL:</b>		
<b>Sectarian Violence</b>	1,754	832
<b>Suicide Bombings</b>	279	352
<b>Other</b>	838	402
<b>OUTSIDE BAGHDAD</b>	<b>1,009</b>	<b>1,504</b>
<b>TOTAL CIVILIAN FATALITIES</b>	<b>3,880</b>	<b>3,090</b>

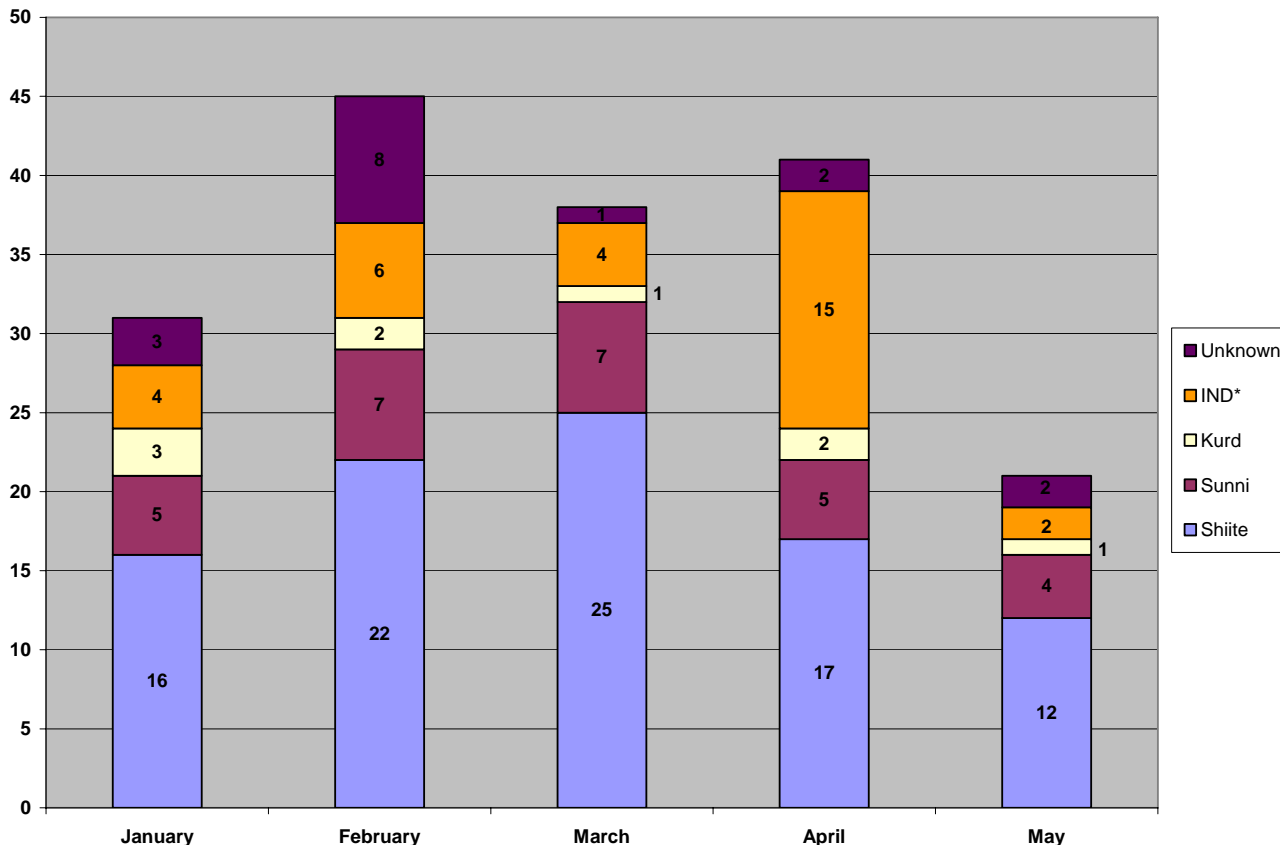
NOTE ON THIS TABLE: Figures compiled by the *Associated Press*.

**MULTIPLE FATALITY BOMBINGS BY TYPE SINCE JANUARY 2007<sup>11</sup>**



**Total from January 1, 2007 to May 30, 2007** NOTE ON THIS GRAPH: The count of suicide bombings refers to the ratio of the total represented by the bar graph, and should not be double-counted. In most cases, “Other” refers to suicide vest bombs but can also refer to bombs that do not fit into the other two categories, such as those left in trash cans, under market stalls, etc. By definition, “Roadside” bombs cannot be carried out by a suicide attacker.

**NUMBER OF MULTIPLE FATALITY BOMBINGS TARGETING CIVILIANS, BY SECTARIAN GROUP AND MONTH<sup>12</sup>**



\*IND: Indiscriminate

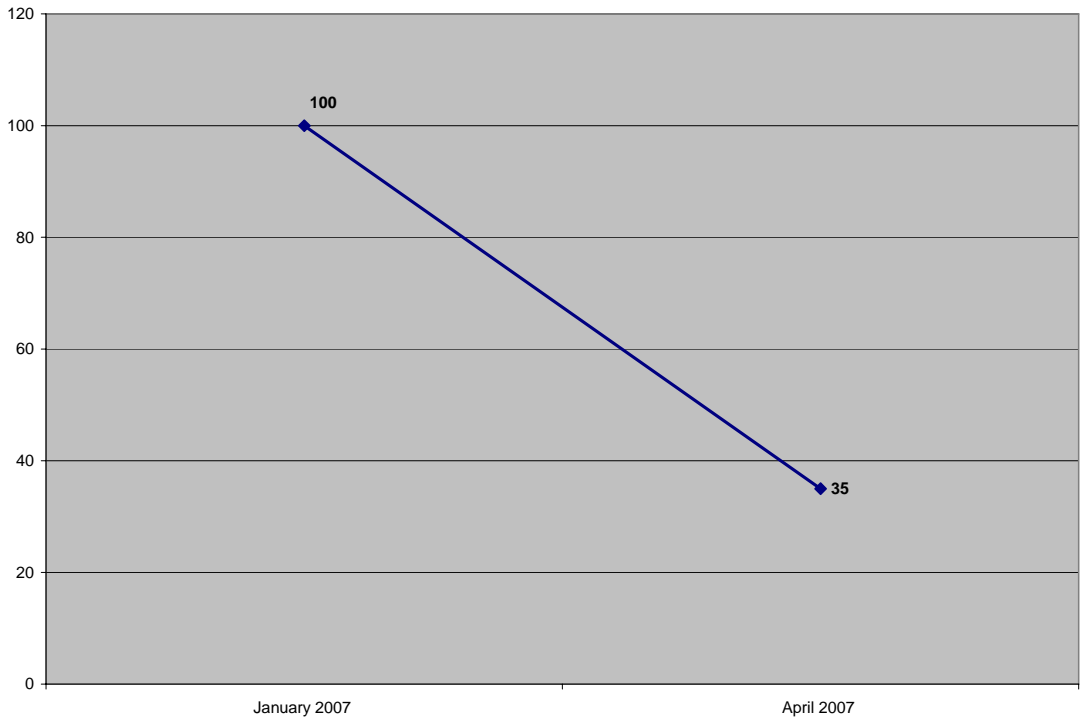
**Total from January 1, 2007 to May 30, 2007 NOTE ON THIS GRAPH:** Iraqi civilians were the primary target for each multiple fatality bombing illustrated. Those classified as “Shiite”, “Sunni” or “Kurd” were bombings that either directly targeted that sectarian group or occurred in an area reported to be predominantly composed of that sectarian group. “Indiscriminate” bombings took place in areas of a mixed sectarian population and those classified as “Unknown” did not have the sectarian grouping or exact location reported.

**NUMBER OF CIVILIAN DEATHS ASSOCIATED WITH MULTIPLE FATALITY BOMBINGS IN WHICH IRAQI CIVILIANS WERE THE PRIMARY TARGET, BY MONTH<sup>13</sup>**

	January 2007	February	March	April	May
<b>Shiite</b>	285	459	483	413	180
<b>Sunni</b>	23	70	74	80	53
<b>Kurd</b>	28	11	30	24	22
<b>Indiscriminate</b>	33	46	26	107	54
<b>Unknown</b>	10	36	4	10	16
<b>TOTAL</b>	<b>379</b>	<b>622</b>	<b>617</b>	<b>634</b>	<b>325</b>

**NOTE ON THIS TABLE:** Totals shown correlate directly with the reported deaths of the attacks illustrated in the above graph. This does not necessarily mean that each fatality was a member of that sectarian group, only that the bombing occurred in an area in which that group was in the majority. Although those multiple fatality bombings directly targeting U.S., Coalition and Iraqi security forces have been omitted, in few instances elements of these forces were included among those killed, although in each of the cases they were in the stark minority.

**TREND OF EXTRAJUDICIAL KILLINGS (EJK’S) IN BAGHDAD FROM JANUARY-APRIL 2007<sup>14</sup>**



**NOTE ON THIS GRAPH:** During a press briefing on April 26, 2007, Gen. David Petraeus, Commander of MNF-I, stated, “Iraqi and coalition forces have helped to bring about a substantial reduction in the rate of sectarian murders each month from January until now in Baghdad, a reduction of about two-thirds.” This graph is intended to simply depict this statement and not designed to offer an estimate of the exact number of EJK’s.

**ESTIMATED NUMBER OF EXTRAJUDICIAL KILLINGS (EJK’S) IN BAGHDAD, BY MONTH<sup>15</sup>**

<b>January 2007</b>	<b>1,415</b>
<b>February</b>	<b>800</b>
<b>March</b>	<b>515</b>
<b>April</b>	<b>515</b>
<b>May</b>	<b>550</b>

**NOTE ON THIS GRAPH:** These are approximate figures given by Gen. Peter Pace, Chairman of the Joint Chiefs, during a press conference held at the Pentagon on May 24, 2007. The exact phrase used by Gen. Pace regarding January 2007 was “just over 1,400”. Likewise, referring to March and April, Gen. Pace stated, “just over 500”. For May, Gen. Pace stated that, as of May 24, there were “maybe about 20 or 30 higher than it was at this time last month.”

### **ESTIMATED NUMBER OF IRAQI CIVILIANS KILLED BY MONTH SINCE NOVEMBER 2006<sup>16</sup>**

<b>November 2006</b>	<b>3,500</b>
<b>December</b>	<b>3,000</b>
<b>January 2007</b>	<b>3,000</b>
<b>February</b>	<b>2,500</b>
<b>March</b>	<b>2,750</b>
<b>April</b>	<b>2,890</b>

**NOTE ON THIS TABLE:** Figures for November and December 2006 come from estimates reported by the United Nations Assistance Mission for Iraq Human Rights Report covering these months. 2007 figures are estimates provided by the authors based on a steady rate of violent deaths occurring in January, followed by reduction for the month of February as a result of a drop in sectarian killings credited to Operation Fardh al-Qanoon. However, on April 11, 2007, General William Caldwell reported that overall casualties (killed and wounded) in Iraq were up 10% between February and March, despite a 26% drop in civilian casualties in Baghdad from January to March. This is reflected in the March estimate. During a press conference on April 26, Gen. David Petraeus, Commander of MNF-I, stated that from January to the end of April, sectarian murders were down two thirds in Baghdad. However, he also stated that overall violence against civilians has remained largely unchanged.

### **NUMBER OF NEWLY DISPLACED PEOPLE PER MONTH IN IRAQ, INTERNALLY AND ABROAD**

<b>MONTH</b>	<b>DISPLACED PERSONS</b>
<b>January</b>	<b>~90,000</b>
<b>February</b>	<b>~90,000</b>
<b>March</b>	<b>~90,000</b>
<b>April</b>	<b>~90,000</b>

### **EFFECTS OF OPERATION FARDH AL-QANOON ON IRAQI PROVINCES<sup>17</sup>**

- \*There has been roughly a 30% increase in offensive actions and attacks in Diyala province (March 9, 2007)**
  - In response, a U.S. Stryker battalion consisting of 700 soldiers and nearly 100 armored personnel carriers was sent from Baghdad to Diyala province on March 13, 2007
- \*Over the past five months, attacks on U.S. and Iraqi troops have increased 70% in Diyala province (April 16, 2007)**
  - It was reported on April 15, 2007, that almost a full brigade of between 2,000 and 3,000 soldiers is being sent into Diyala province to reinforce the territory between Baghdad and Baqubah, the provincial capital
- \*In 2006, Diyala province was the eighth-deadliest province (of Iraq's 18) for U.S. troops (April 22, 2007)**
  - Thus far in 2007, it ranks as the third-deadliest province behind Baghdad and Anbar
- \*Due to increased support from local tribes, violence in Anbar province has dropped considerably (April 29, 2007)**
  - Violent attacks in the Ramadi region have dropped from 25 per day in 2006 to 4 per day since the Surge

### **EFFECTS OF EXTERNAL ACTORS ON IRAQI SECURITY<sup>18</sup>**

**\*April 11, 2007-** During a press briefing from Baghdad, Major Marty Weber reported that between 40 and 60 foreign fighters per month are crossing into Iraq via the Syrian border. During that same briefing, General William Caldwell stated that there was evidence that Iran has been giving assistance to Sunni insurgent groups, though to a much lesser degree than to Shiite extremists.

**PROGRESS OF POLITICAL BENCHMARKS AGREED UPON BETWEEN THE BUSH ADMINISTRATION AND THE IRAQI GOVERNMENT, AS WELL AS OTHER SIGNIFICANT POLITICAL DEVELOPMENTS<sup>19</sup>**

<b>Political Benchmark</b>	<b>Current Status</b>	<b>Potential Hurdles</b>
Oil Revenue Sharing	February 2007: Draft law passed in the Cabinet but not yet voted on in Parliament  May 2007: During the week of May 21, officials from the Kurdish Regional Government will arrive in Baghdad to discuss differences with central-government authorities.	Iraq Federation of Oil Unions has come out against the draft, as has the Iraqi National slate, led by former PM Ilyad al-Allawi
Reversing de-Baathification	March 2007: PM Nouri al-Maliki and President Jalal Talabani sent a draft law to the Cabinet for debate  May 2007: Iraqi VP Tariq al-Hashemi announced that proposals for revising the law would be submitted to parliament during the week of May 21.	As of April 1, 2007, Falah Hassan, who heads the parliament's de-Baathification Committee, reported that his panel had not been given a copy of the draft law. In addition, prominent Shiite leaders, led by Grand Ayatollah Ali al-Sistani, have come out against the draft law
New election laws	No progress thus far	
Schedule provincial elections	No progress thus far	
Disbanding militias	No political progress thus far, although Coalition and Iraqi security forces have engaged and detained militia members	
Plan of national reconciliation	No progress thus far	
Amending the Constitution to address Sunni concerns	The parliament's constitutional reform committee voted on May 15, 2007, to submit a set of revisions to lawmakers the week of May 21. However, the controversial issues of the rights of provinces to form powerful regions (similar to that of the Kurds) and references to Iraq's Arab identity are yet to be debated.	
Increased Sunni governmental participation	A group of Sunni sheiks in Anbar province that recently formed a loose confederation of tribes opposed to Al-Qaeda in Iraq have announced that they will form a political party, called Iraq Awakening, that will partake in future elections	

**AS OF: May 30, 2007** The benchmarks listed above were taken from a letter from Secretary of State Condoleezza Rice to Senator Carl Levin sent in January 2007 as mentioned in *Newsweek's* April 2, 2007 edition.

**OTHER NOTEWORTHY POLITICAL DEVELOPMENTS<sup>20</sup>**

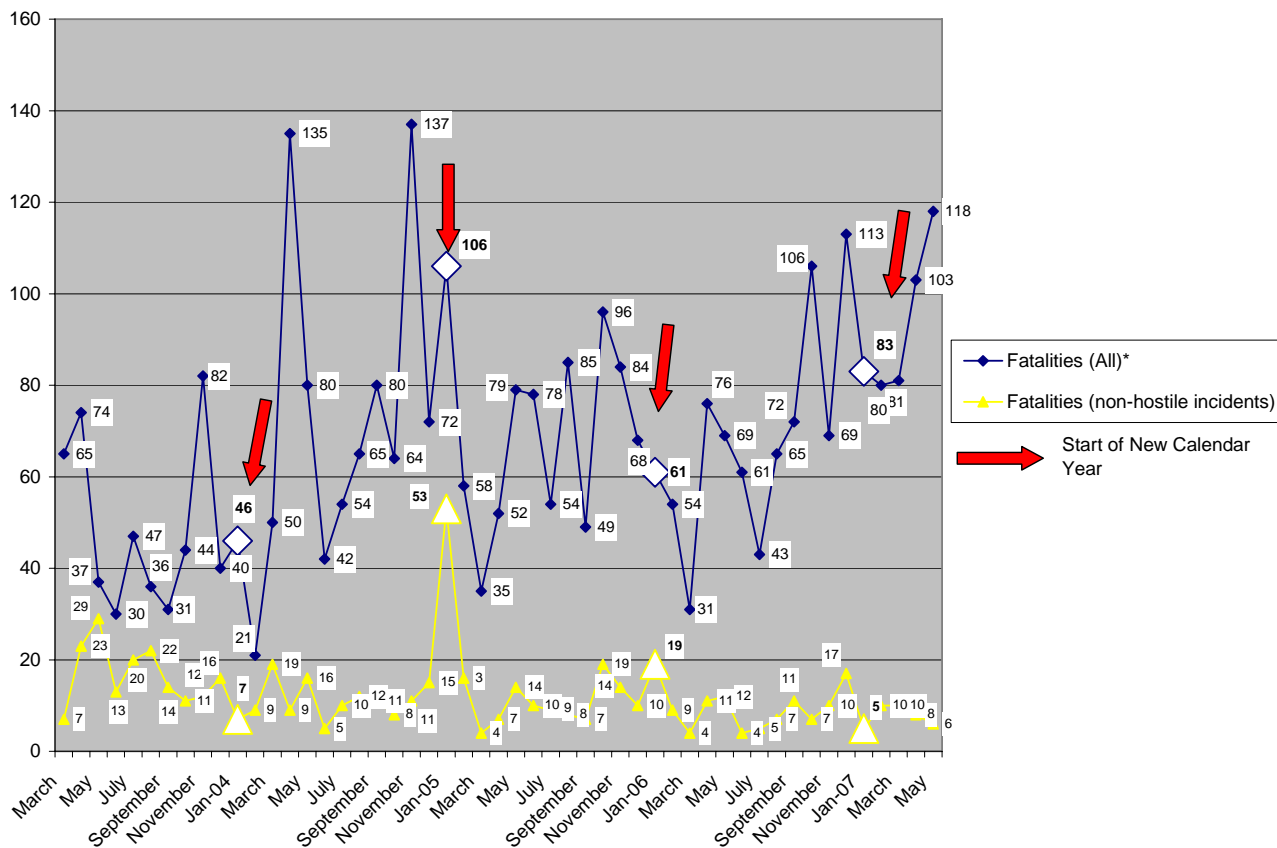
\***April 15, 2007:** Shiite cleric Moqtada al-Sadr withdrew his 6 ministers from the Iraqi cabinet. They represented the Ministries of Health, Transportation, Tourism & Antiquities, Agriculture, Civil Society and Provincial Affairs, respectively. There are 38 total cabinet posts in the current Iraqi government.

**NOTE ON THE METHODOLOGY OF THE IRAQ INDEX:**

Although the footnotes to the Iraq Index document our sources in detail, it is worth noting here a few broad points. The majority of our information comes from the U.S. Government, though we must often analyze it and process it further to show trends over the full period since Saddam Hussein fell in 2003. Some information comes from foreign journalists on the ground and from nongovernmental organizations; a very modest amount to date comes from Iraqi sources. Most tables and charts are straightforward representations of data as we obtain it from the above primary sources, with only modest further analysis and processing required. However, a few graphics, such as those on crime and unemployment rates, require more methodological work (and more assumptions) on our part—and are as a result also perhaps somewhat less precise than most of the tables and charts.

**SECURITY INDICATORS**

**U.S. TROOP FATALITIES SINCE MARCH 19, 2003<sup>21</sup>**



**Total from March 19, 2003 (start of major combat operations) through May 30, 2007:**

Fatalities (all kinds): **3,461**  
 Fatalities in hostile incidents: **2,836**  
 Fatalities in non-hostile incidents: **625**

\* In order to determine the monthly fatalities from hostile incidents, subtract the blue data point from the corresponding yellow data point.

**NOTE ON U.S. TROOP FATALITIES SINCE MARCH 19, 2003 TABLE:**

The daily Department of Defense casualty reports that we use for our monthly estimates on U.S troops killed doesn't make entirely clear when in a 24 hour period casualties were incurred. Since the reports are published 10 AM daily, there is the possibility that our numbers for January 2005 and onwards are slightly off due to uncertainties about whether casualties occurred on the first and last day of each month. We have chosen to interpret the numbers in the casualty report as representing fatalities that occurred throughout the previous day. Total fatalities include seven civilians working for the Department of Defense.

**CAUSE OF DEATH FOR US TROOPS<sup>22</sup>**

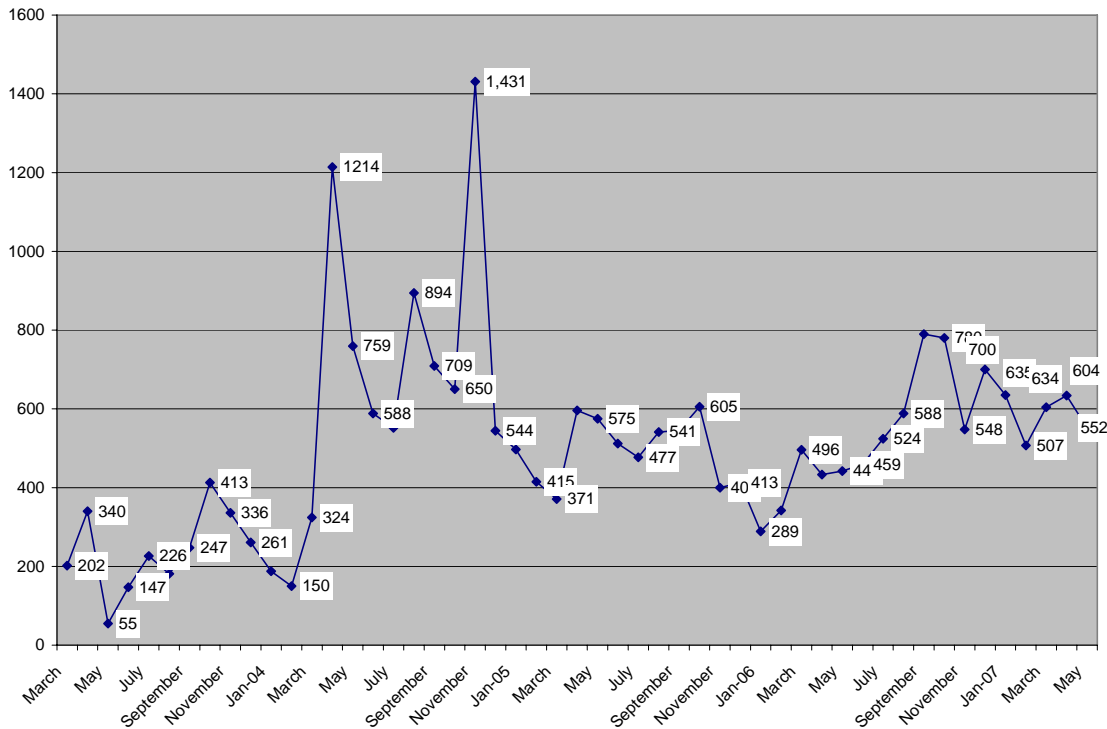
Month	Improvised Explosive Device	Car Bombs	Mortars And Rockets	Rocket Propelled Grenades	Helicopter Losses*	Other Hostile Fire	Non-Hostile Causes*	Total
March 03	0 (0%)	0 (0%)	0 (0%)	0 (0%)	8 (12.3%)	50 (76.9%)	7 (10.8%)	65
April	0 (0%)	0 (0%)	3 (4.1%)	4 (5.4%)	8 (10.8%)	41 (55.4%)	18(24.3%)	74
May	0 (0%)	0 (0%)	0 (0%)	0 (0%)	7 (18.9%)	6 (16.2%)	24 (64.9%)	37
June	0 (0%)	0 (0%)	0 (0%)	4 (13.3%)	0 (0%)	14 (46.6%)	12 (40.0%)	30
July	4 (8.3%)	0 (0%)	0 (0%)	9 (18.8%)	0 (0%)	15 (31.3%)	20 (41.7%)	48
August	7 (20%)	0 (0%)	0 (0%)	2 (5.7%)	0 (0%)	7 (20%)	19 (54.3%)	35
September	5 (16.1%)	0 (0%)	2 (6.5%)	2 (6.5%)	1 (3.2%)	9 (29%)	12 (38.7%)	31
October	13 (29.5%)	0 (0%)	4 (9.1%)	2 (4.5%)	0 (0%)	14 (31.8%)	11 (25%)	44
November	20 (24.4%)	0 (0%)	1 (1.2%)	1 (1.2%)	39 (47.6%)	8 (9.8%)	13 (15.8%)	82
December	18 (45%)	1 (2.5%)	2 (5%)	0 (0%)	0 (0%)	4 (10%)	15 (37.5%)	40
January 04	20 (42.6%)	3 (6.4%)	4 (8.5%)	1 (2.1%)	14 (29.8%)	4 (8.5%)	1 (2.1%)	47
February	9 (45%)	0 (0%)	2 (10%)	0 (0%)	2 (10%)	3 (15%)	4 (20%)	20
March	19 (36.5%)	0 (0%)	4 (7.7%)	0 (0%)	0 (0%)	12 (23.1%)	17 (32.7%)	52
April	16 (11.9%)	10 (7.4%)	7 (5.2%)	13 (9.6%)	2 (1.5%)	78 (57.8%)	9 (6.7%)	135
May	21 (26.3%)	2 (2.5%)	12 (15%)	2 (2.5%)	0 (0%)	25 (31.3%)	18 (22.5%)	80
June	12 (28.6%)	2 (4.8%)	7 (16.7%)	1 (2.4%)	0 (0%)	15 (35.7%)	5 (11.9%)	42
July	17 (31.5%)	2 (3.7%)	7 (13%)	2 (3.7%)	0 (0%)	16 (29.6%)	10 (18.5%)	54
August	16 (24.2%)	0 (0%)	2 (3%)	4 (6.1%)	2 (3%)	33 (50%)	9 (13.6%)	66
September	15 (18.8%)	11(13.8%)	4 (5%)	2 (2.5%)	0 (0%)	37 (46.3%)	11 (13.8%)	80
October	12 (19%)	19 (30.2%)	2 (3.2%)	4 (6.3%)	2 (3.2%)	19 (30.2%)	5 (7.9%)	63
November	18 (13.1%)	6 (4.4%)	4 (2.9%)	4 (2.9%)	0 (0%)	93 (67.9%)	12 (8.8%)	137
December	14 (19.4%)	2 (2.8%)	1 (1.4%)	0 (0%)	2 (2.8%)	41 (56.9%)	12 (16.7%)	72
January 05	29 (27.1%)	3 (2.8%)	3 (2.8%)	8 (7.5%)	33 (30.8%)	11 (10.3%)	20 (18.7%)	107
February	25 (43.1%)	1 (1.7%)	1 (1.7%)	0 (0%)	0 (0%)	15 (25.9%)	16 (27.6%)	58
March	13 (37.1%)	7 (20%)	1 (2.9%)	0 (0%)	0 (0%)	10 (28.6%)	4 (11.4%)	35
April	20 (38.5%)	7 (13.5%)	5 (9.6%)	2 (3.8%)	0 (0%)	12 (23.1%)	6 (11.5%)	52
May	33 (41.2%)	10 (12.5%)	6 (7.5%)	2 (2.5%)	2 (2.5%)	14 (17.5%)	13 (16.3%)	80
June	36 (46.2%)	8 (10.3%)	2 (2.6%)	3 (3.8%)	2 (2.6%)	18 (23.1%)	9 (11.5%)	78
July	36 (66.7%)	2 (3.7%)	3 (5.6%)	0 (0%)	0 (0%)	4 (7.4%)	9 (16.7%)	54
August	40 (47.1%)	7 (8.2%)	1 (1.2%)	0 (0%)	0 (0%)	27 (31.8%)	10 (11.8%)	85
September	37 (75.5%)	0 (0%)	2 (4.1%)	0 (0%)	0 (0%)	3 (6.1%)	7 (14.3%)	49
October	57 (59.4%)	2 (2.1%)	7 (7.3%)	0 (0%)	0 (0%)	11 (11.5%)	19 (19.8%)	96
November	40 (47.6%)	6 (7.1%)	0 (0%)	0 (0%)	2 (2.4%)	24 (28.6%)	12 (14.3%)	84
December	42 (61.8%)	3 (4.4%)	2 (2.9%)	1 (1.5%)	2 (2.9%)	9 (13.2%)	9 (13.2%)	68
January 06	24 (38.7%)	3 (4.8%)	0 (0%)	1 (1.6%)	13 (21%)	10 (16.1%)	11 (17.7%)	62
February	36 (65.5%)	2 (3.6%)	1 (1.8%)	0 (0%)	0 (0%)	7 (12.7%)	9 (16.4%)	55
March	12 (38.7%)	1 (3.2%)	3 (9.7%)	1 (3.2%)	0 (0%)	9 (29%)	5 (16.1%)	31
April	45 (59.2%)	1 (1.3%)	1 (1.3%)	1 (1.3%)	2 (2.6%)	15 (19.7%)	11 (14.5%)	76
May	36 (52.2%)	2 (2.9%)	0 (0%)	0 (0%)	4 (5.8%)	17 (24.6%)	10 (14.5%)	69
June	33 (54.1%)	0 (0%)	1 (1.6%)	0 (0%)	0 (0%)	23 (37.7%)	4 (6.6%)	61
July	21 (48.8%)	3 (6.9%)	0 (0%)	1 (2.3%)	0 (0%)	13 (30.2%)	5 (11.6%)	43
August	29 (44.6%)	0 (0%)	0 (0%)	0 (0%)	2 (3.1%)	29 (44.6%)	5 (7.7%)	65
September	29 (40.8%)	4 (5.6%)	1 (1.4%)	1 (1.4%)	0 (0%)	26 (36.6%)	10 (14.1%)	71
October	52 (49.5%)	0 (0%)	0 (0%)	1 (1%)	0 (0%)	46 (43.8%)	6 (5.7%)	105
November	38 (54.3%)	0 (0%)	0 (0%)	0 (0%)	2 (2.9%)	22 (31.4%)	8 (11.4%)	70
December	72 (62.6%)	0 (0%)	1 (0.9%)	1 (0.9%)	5 (4.3%)	26 (22.6%)	10 (8.7%)	115
January 07	34 (40.5%)	0 (0%)	1 (1.2%)	0 (0%)	14 (16.7%)	30 (35.7%)	5 (5.9%)	84
February	25 (31.6%)	2 (2.5%)	0 (0%)	0 (0%)	9 (11.4%)	33 (45.8%)	10 (13.9%)	79
March	51 (62.2%)	0 (0%)	2 (2.4%)	0 (0%)	0 (0%)	19 (23.2%)	10 (12.2%)	82
April	60 (57.7 %)	0 (0%)	1 (1.0%)	1 (1.0%)	0 (0%)	34 (32.7%)	8 (7.7%)	104
May	78 (65.5%)	0 (0%)	0 (0%)	0 (0%)	2 (1.7%)	34 (28.6%)	5 (4.2%)	119
<b>Total</b>	<b>1,339 (38.6%)</b>	<b>132 (3.8%)</b>	<b>113 (3.3%)</b>	<b>81 (2.3%)</b>	<b>181 (5.2%)</b>	<b>1,095 (31.5%)</b>	<b>529 (15.2%)</b>	<b>3,471</b>

**NOTE ON CAUSE OF DEATH DETAIL TABLE: Through May 30, 2007:** Helicopter losses include deaths caused by both non-hostile helicopter accidents and helicopters downed by hostile fire.<sup>23</sup> The “Non-Hostile Causes” data then does not include non-hostile helicopter losses.<sup>24</sup>

**AMERICAN MILITARY FATALITIES BY CATEGORY MARCH 19, 2003 – MAY 5, 2007<sup>25</sup>**

<b>Category</b>	<b>Total fatalities as of May 5, 2007: 3,228</b>
<b>Gender</b>	<b>Male: 3,289</b> <b>Female: 72</b>
<b>Age</b>	<b>Younger than 22: 797</b> <b>22-24: 906</b> <b>25-30: 899</b> <b>31-35: 352</b> <b>Older than 35: 407</b>
<b>Component</b>	<b>Active: 2,658</b> <b>Reserve: 282</b> <b>National Guard: 421</b>
<b>Military service</b>	<b>Army: 2,325</b> <b>Marines: 928</b> <b>Navy: 77</b> <b>Air Force: 31</b> <b>Coast Guard: 1</b>
<b>Officers/Enlisted</b>	<b>Officer: 333</b> <b>E5-E9: 1,073</b> <b>E1-E4: 1,955</b>
<b>Race/Ethnicity</b>	<b>American Indian or Alaska Native: 36</b> <b>Asian: 61</b> <b>Black or African American: 324</b> <b>Hispanic or Latino: 363</b> <b>Multiple races, pending or unknown: 41</b> <b>Native Hawaiian or Pacific Islander: 35</b> <b>White: 2,501</b>

**U.S. TROOPS WOUNDED IN ACTION SINCE MARCH 2003<sup>26</sup>**

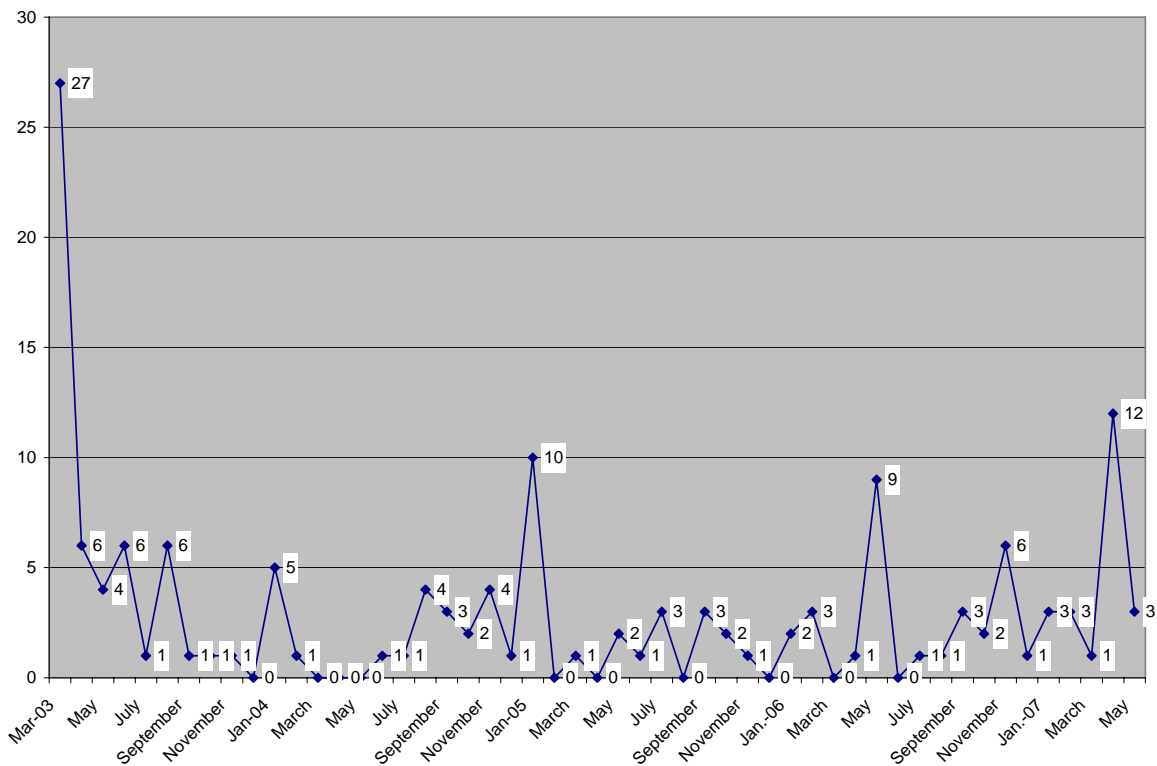


**Total from March 19, 2003 through May 30, 2007: 25,681**

The daily Department of Defense casualty reports that we use for our monthly estimates on U.S troops wounded does not make it entirely clear when in a 24-hour period casualties were incurred. Since the reports are published at 10AM daily, there is possibility that our numbers for January 2005 and onwards are slightly off due to uncertainties about whether casualties occurred on the first or the last of each month.

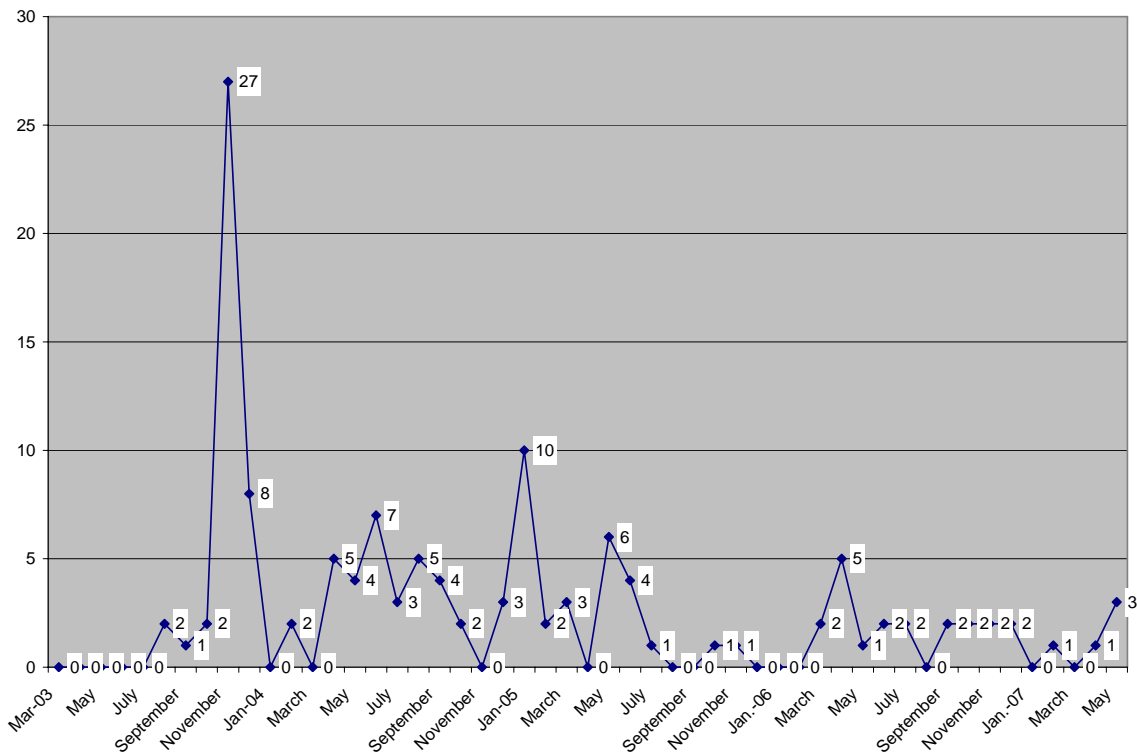


**BRITISH MILITARY FATALITIES SINCE MARCH 19, 2003<sup>27</sup>**



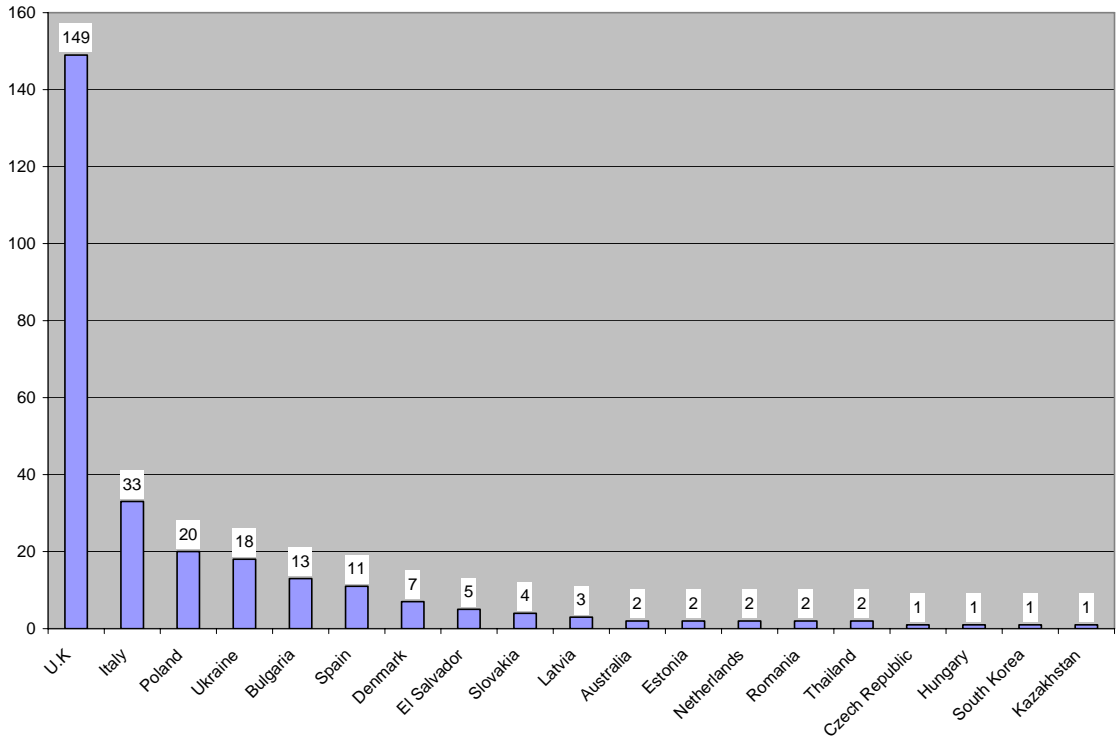
**Total through May 30, 2007: 149**

**NON-U.S. & U.K. COALITION MILITARY FATALITIES SINCE MARCH 19, 2003<sup>28</sup>**



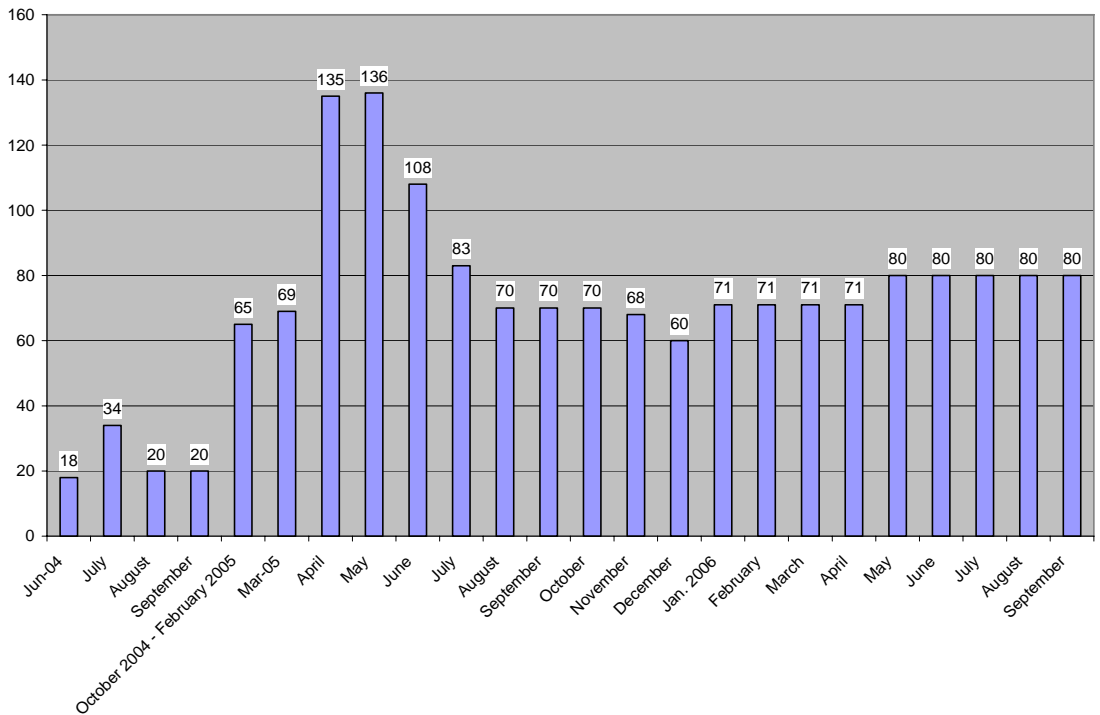
**Total through May 30, 2007: 128**

**NON-U.S. COALITION TROOP FATALITIES BY COUNTRY SINCE MARCH 19, 2003<sup>29</sup>**



**Total through May 30, 2007: 277**

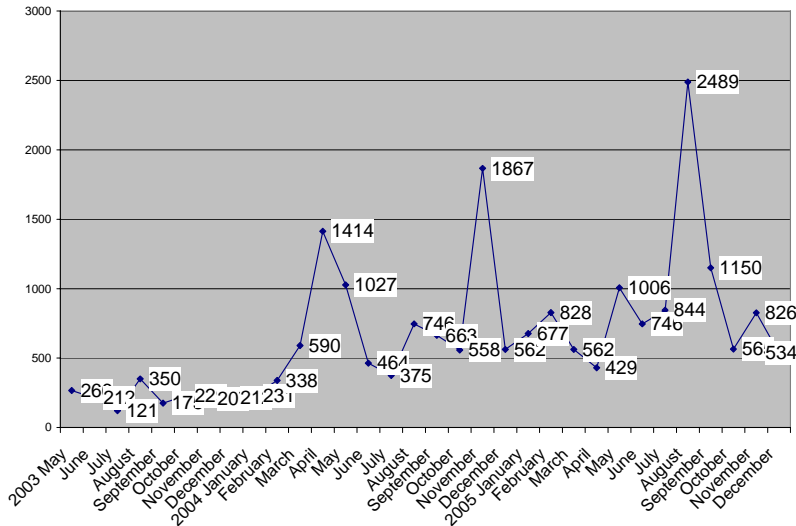
**CAR BOMBS IN IRAQ (LETHAL AND NON-LETHAL)<sup>30</sup>**



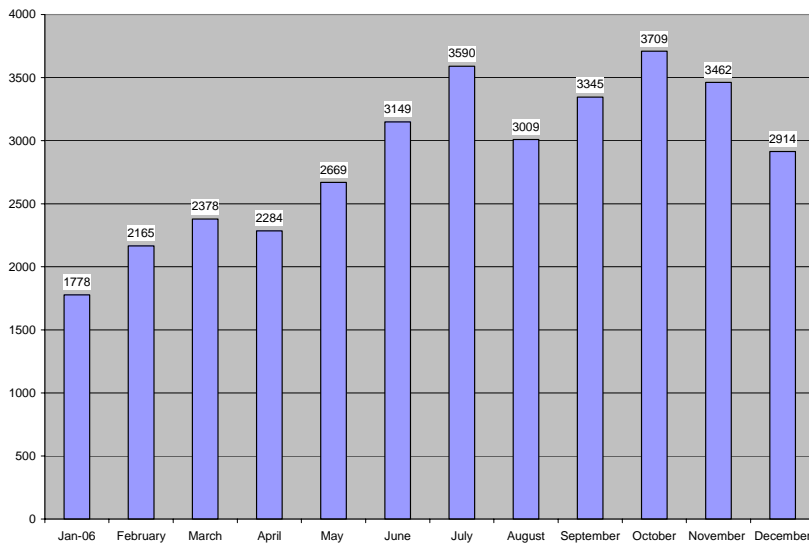
**NOTE ON CAR BOMBS IN IRAQ CHART: Because we are no longer receiving useful data on the number of car bombs in Iraq, this table will be discontinued. Many of the existing numbers are estimates. Please see footnote for details.**

**IRAQI CIVILIANS KILLED BY VIOLENCE**

**MAY 2003–DECEMBER 2005 (Does Not Include Murders)**



**JANUARY 2006 – PRESENT (All Violent Causes)<sup>31</sup>**



**NOTE ON “IRAQI CIVILIANS KILLED” TABLES:**

Information for May 2003–December 2005 is based upon data from Iraq Body Count. We do not include entries recorded at the morgue (to avoid double-counting) or those which clearly involve the death of Iraqi police, police recruits, or Iraq Civil Defense Forces (in an attempt to index only civilians killed by acts of war. IBC itself removes military personnel.) The data shown in the chart are 1.75 times our IBC-based numbers, reflecting the fact that estimates for civilian casualties from the Iraqi Ministry of the Interior were 75 percent higher than those of our Iraq Body Count-based estimate over the aggregate May 2003 – December 2005 period.<sup>32</sup> During this time, we separately studied the crime rate in Iraq, and on that basis estimated 23,000 murders throughout the country.

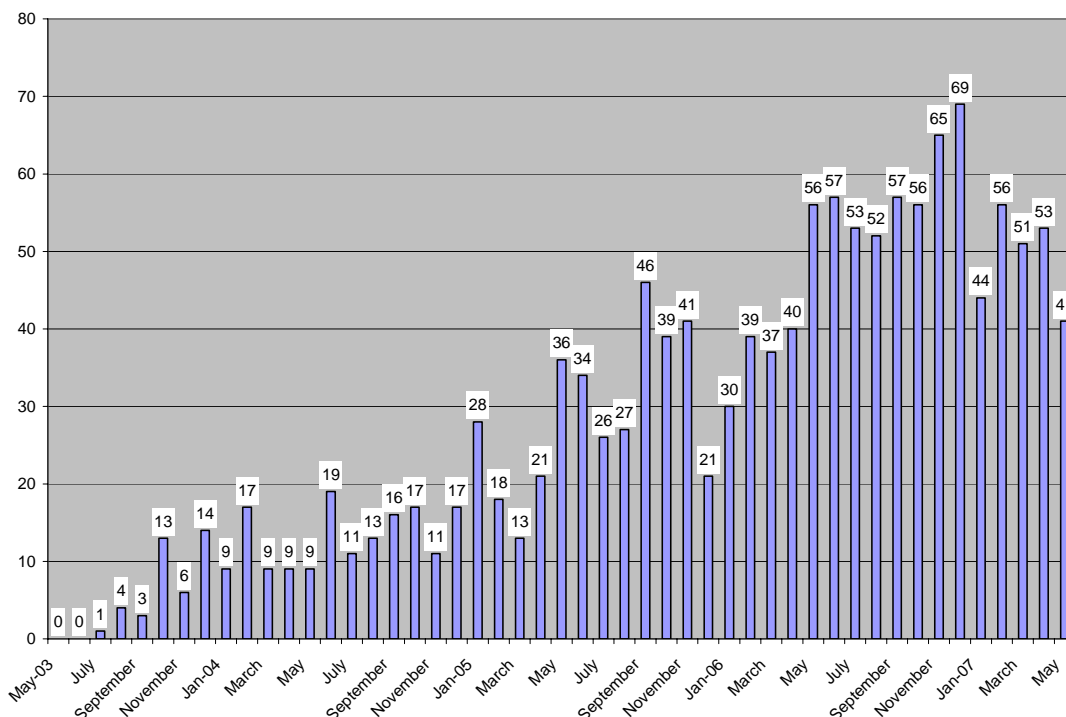
Starting in 2006, we have found it is no longer practical to differentiate between acts of war and crime. Our estimates since January 2006 are based upon the numbers published in the UN Assistance Mission for Iraq, “Human Rights Report: 1 May–30 June, 2006” and subsequent reports. This data combines the Iraq Ministry of Health’s tally of deaths counted at hospitals with the Baghdad Medico-Legal Institute’s tally of deaths counted at morgues. **As a point of comparison between the two charts, we have found that the numbers we present for 2006 based on the UN (which include crime) are approximately twice what the estimates would be using the our methodology for the IBC data (not including crime) for the same time period.**

**ESTIMATES OF IRAQI CIVILIANS KILLED BY VIOLENCE:**

These numbers do not include Iraqi civilians killed during major combat operations March 19, 2003–April 30, 2003.

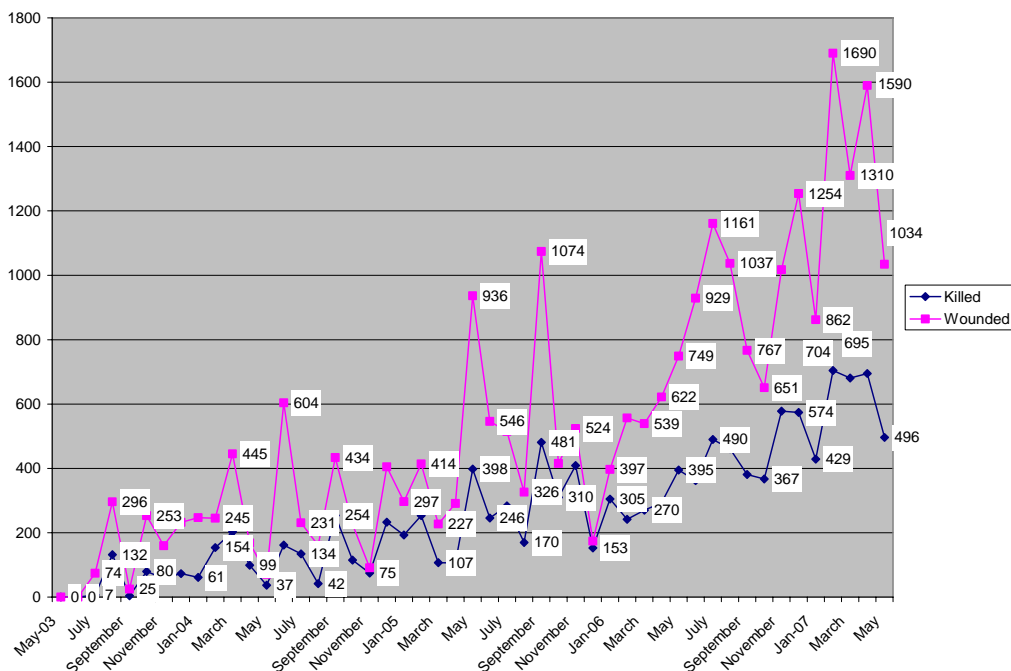
<b>Iraq Index Estimate using IBC Data – May 2003 – December 31, 2005, not including crime:</b>	<b>19,500</b>
<b>Iraq Index Estimate using IBC Data – May 2003 – December 31, 2005, including crime:</b>	<b>42,100</b>
<b>Iraq Index Estimate using UN Data – January 2006 – December 2006:</b>	<b>34,452</b>
<b>Iraq Index Cumulative Estimate using IBC and UN Data – May 2003 – December 31, 2006:</b>	<b>76,500</b>
<b>Iraq Body Count Cumulative Total Through 15 December 2006:</b>	<b>53,000 – 59,000</b>

**MULTIPLE FATALITY BOMBINGS<sup>33</sup>**



**Total as of May 30, 2007: 1,404 (of which at least 494 (35.2%) were suicide bombings)**

**KILLED AND WOUNDED IN MULTIPLE FATALITY BOMBINGS<sup>34</sup>**



**Total as of May 30, 2007:**

**Killed: 12,756**

**Wounded: 26,273**

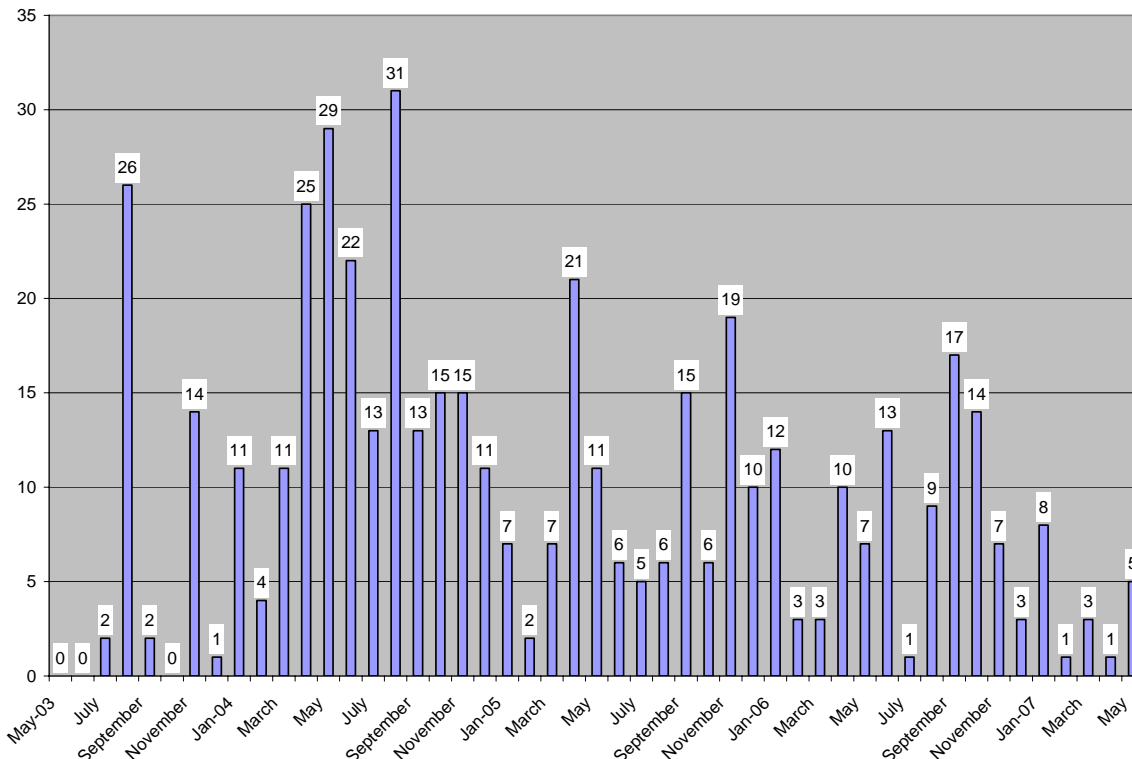
**NOTE ON MULTIPLE FATALITY BOMBINGS AND KILLED AND WOUNDED IN MULTIPLE FATALITY BOMBINGS TABLES:** Included as data for these graphs are any bombings (including IEDs / roadside bombs) that caused at least three fatalities. The data on multiple fatality IED / roadside bombs are estimates and may have a margin of error of +/- one bomb and approximately five fatalities and five wounded.

**POLICE AND CIVILIAN DEATHS BY REGION**

Region	Police Deaths	Civilian Deaths
Dahuk	1	6
Nineveh	259	1,572
Irbil	60	140
Tamim	187	1,005
Sulaimaniya	4	87
Salahuddin	239	1,452
Diyala	409	1,861
Baghdad	715	28,154
Babil	160	1,739
Anbar	235	2,514
Wasit	19	625
Karbala	31	1,031
Qadisiya	3	163
Misan	16	49
Najaf	26	877
Muthanna	2	123
Dhiqar	8	978
Basra	63	1,768
Unknown location	141	67
<b>Total</b>	<b>2,578</b>	<b>44,206</b>

**NOTE ON POLICE AND CIVILIAN DEATHS BY REGION CHART:** This chart includes deaths from the start of the war until October 15, 2006, as reported by Iraq Body Count, cited in "Iraq Body Count: War Dead Figures," *BBC News Online*, October 23, 2006. This data has NOT been filtered by the authors in the same way as the Iraq Body Count data discussed in Iraqi Civilians Killed by Violence.

**NON-IRAQI CIVILIANS KILLED SINCE MAY 2003<sup>35</sup>**



**Total through May 30, 2007: 477**

**NOTE ON NON-IRAQI CIVILIANS KILLED IN IRAQ:** Total includes two contractors whose dates of death are unknown at this time and are thus not included on the above chart. This list is incomplete and does not include an additional 44 contractors that were killed up until December 31, 2004. Since we do not know during which month these deaths occurred they are not represented in the graph above.

As of March, 2005, there were more than 20,000 foreign (non-Iraqi) private military contractors in Iraq. 6,000 of these are in armed tactical roles. Peter W. Singer, "Outsourcing War," *Foreign Affairs*, March 2005.

**JOURNALISTS KILLED IN IRAQ**<sup>36</sup>

<b>2003</b>	<b>14</b>
<b>2004</b>	<b>24</b>
<b>2005</b>	<b>22</b>
<b>2006</b>	<b>32</b>
<b>2007</b>	<b>14</b>
<b>Total</b>	<b>106</b>

**NATIONALITIES OF JOURNALISTS KILLED IN IRAQ**<sup>37</sup>

<b>Iraqi</b>	<b>84</b>
<b>European</b>	<b>12</b>
<b>American</b>	<b>2</b>
<b>Other Arab Countries</b>	<b>3</b>
<b>All Others</b>	<b>5</b>
<b>Total</b>	<b>106</b>

**CIRCUMSTANCES OF JOURNALIST DEATHS**<sup>38</sup>

<b>Murder</b>	<b>69</b>
<b>Crossfire or other acts of war</b>	<b>37</b>
<b>Total</b>	<b>106</b>

**NOTE ON JOURNALIST DEATHS:** A broader tally of journalist deaths that includes media workers such as drivers and interpreters, as well as non-hostile but war-related deaths, finds 168 total fatalities.<sup>39</sup>

**IRAQIS KIDNAPPED**<sup>40</sup>

<b>January 2004</b>	<b>2 per day in Baghdad</b>
<b>December 2004</b>	<b>10 per day in Baghdad</b>
<b>December 2005</b>	<b>Up to 30 per day nationwide</b>
<b>March 2006</b>	<b>30-40 per day nationwide</b>

**NOTE ON IRAQIS KIDNAPPED TABLE:** The numbers on this table may be lower than the actual number of kidnappings as the Iraqi Police suggests wide underreporting. Ellen Knickmeyer and Jonathon Finer, "In Iraq, 425 Foreigners Estimated Kidnapped Since 2003," *Washington Post*, December 25, 2005. The Iraqi Interior Ministry estimates that 5,000 Iraqis were kidnapped nationwide between December 2003 and April 2005 (Haifa Zangana, "Blair Made a Pledge to Iraqis Once," *The Guardian*, April 22, 2005). According to Assad Abboud, "Iraq's Forgotten Kidnap Victims Suffer in Silence," *Agence France Presse*, March 25, 2006, the average ransom price for a kidnapped Iraqi is \$30,000. The American Embassy in Baghdad estimated that 5-30 Iraqis are abducted each day, but also acknowledged the uncertainty of such a figure (Kirk Semple, "Kidnapped in Iraq: Victim's Tale of Clockwork Death and Ransom," *New York Times*, May 7, 2006).

**IRAQI CIVILIANS KILLED BY US TROOPS**<sup>41</sup>

<b>2005</b>	<b>Average of 7 per week</b>
<b>January 2006</b>	<b>4 per week</b>
<b>August 2006</b>	<b>1 per week</b>

**NOTE ON IRAQI CIVILIANS KILLED BY US TROOPS:** The military has recently announced that an average of one Iraqi civilian per day was killed in "escalation of force" incidents alone in 2005. Josh White, Charles Lane and Julie Tate, "Homicide Charges Rare in Iraq War; Few Troops Tried for Killing Civilians," *Washington Post*, August 28, 2006.

**FOREIGN NATIONALS KIDNAPPED IN IRAQ SINCE MAY 2003<sup>42</sup>**

<b>Month</b>	<b>Foreigners Kidnapped</b>	<b>Developments*</b>
<b>Date of capture unknown</b>	<b>14</b>	<b>3 killed</b>
<b>May 2003 – October 2003</b>	<b>0</b>	
<b>November</b>	<b>1</b>	<b>1 released</b>
<b>Dec. 2003 – March 2004</b>	<b>0</b>	
<b>April</b>	<b>43</b>	<b>3 killed, 30 released, 1 escaped</b>
<b>May</b>	<b>2</b>	<b>1 killed</b>
<b>June</b>	<b>3</b>	<b>2 killed, 1 escaped</b>
<b>July</b>	<b>26</b>	<b>3 killed, 13 released, 1 rescued, 1 escaped</b>
<b>August</b>	<b>30</b>	<b>15 killed, 15 released</b>
<b>September</b>	<b>31</b>	<b>4 killed, 4 released, 1 rescued</b>
<b>October</b>	<b>7</b>	<b>3 killed, 2 released</b>
<b>November</b>	<b>5</b>	<b>1 killed, 1 released</b>
<b>December</b>	<b>2</b>	
<b>January 2005</b>	<b>13</b>	<b>10 released</b>
<b>February</b>	<b>10</b>	<b>8 released</b>
<b>March</b>	<b>5</b>	<b>3 released</b>
<b>April</b>	<b>7</b>	<b>6 released</b>
<b>May</b>	<b>4</b>	<b>1 killed, 1 rescued</b>
<b>June</b>	<b>0</b>	
<b>July</b>	<b>6</b>	<b>3 killed</b>
<b>August</b>	<b>24</b>	<b>2 killed, 21 released</b>
<b>September</b>	<b>3</b>	<b>1 killed, 6 released</b>
<b>October</b>	<b>3</b>	<b>1 released</b>
<b>November</b>	<b>11</b>	<b>1 killed, 2 released</b>
<b>December</b>	<b>13</b>	<b>2 killed, 10 released</b>
<b>January 2006</b>	<b>5</b>	<b>2 released</b>
<b>February</b>	<b>12</b>	<b>6 released</b>
<b>March</b>	<b>0</b>	<b>1 killed, 1 released, 3 rescued</b>
<b>April</b>	<b>1</b>	
<b>May</b>	<b>2</b>	<b>4 released</b>
<b>June</b>	<b>5</b>	<b>6 killed</b>
<b>July</b>	<b>1</b>	
<b>August</b>	<b>0</b>	<b>1 released</b>
<b>September</b>	<b>0</b>	
<b>October</b>	<b>1</b>	
<b>November</b>	<b>5</b>	<b>1 escaped, 1 killed</b>
<b>December</b>	<b>4</b>	
<b>January 2007</b>	<b>3</b>	
<b>February</b>	<b>3</b>	
<b>March</b>	<b>0</b>	
<b>April</b>	<b>0</b>	
<b>May</b>	<b>5</b>	
<b>Total through May 30, 2007</b>	<b>305</b>	<b>54 killed, 147 released, 4 escaped, 6 rescued, 89 unknown</b>

**NOTE ON FOREIGN NATIONALS KIDNAPPED IN IRAQ TABLE:**\*Developments: This category shows activity in the status of hostages, but does not necessarily apply to hostages kidnapped during the same month. Please see footnote for more information. According to the Baghdad Hostage Working Group at the US Embassy in Baghdad as cited in Erik Rye and Joon Mo Kang, "Hostages of War," *New York Times*, May 17, 2006, 439 foreigners have been kidnapped in Baghdad since the start of the war. These include 165 private contractors, 63 (mostly truck) drivers, 39 journalists, 23 NGO workers, and 15 diplomats/gov't employees. An Associated Press tally shows that at least 13 Americans have been kidnapped. Four have been killed, four have escaped or been freed and five are considered taken, missing, or unknown. This list may be incomplete. "The Fate of Americans Taken Hostage in Iraq," *Associated Press*, January 20, 2006.

**IRAQI PRISON POPULATION<sup>43</sup>**

Peak prison population in 2003	10,000	
June 2004	5,435	
July	5,700 (of which 90 are foreign nationals)	
September	5,500 (whereof 2 are women, 65-70 are juveniles and 130-140 are foreign nationals)	
October	4,300	
November	8,300	
January 2005	7,837	
June	10,783	
July	15,000	
August	14,000	
September	14,000	
October	13,000	
November	13,000 held by American troops plus an additional 12,000 held by Iraqi authorities	
December	~ 14,000 in US / Allied custody	
January 2006	14,000 in US custody	
February	14,767 in US / Allied custody	
March	~ 15,000 in US / Allied custody	
April	~ 15,000 in US / Allied custody	
May	~14,000 in US / Allied custody	
June	~14,500 in US custody, ~13,300 held by Iraqi authorities	
September	~13,000 in US custody	
October	~13,000 in US custody	
November	~ 13,000 in US custody	
December	~ 13,000 in US custody	
January 2007	~ 14,000 in US custody	
February	~ 15,000 in US custody	
March	~ 17,000 in US custody	~20,000 in Iraqi custody
April	~ 18,000 in US custody	
May	~ 19,500 in US custody	

**NOTE ON IRAQI PRISON POPULATION TABLE:**

**March 2007-** 13,800 prisoners held in Camp Bucca in southern Iraq and 3,300 held in Camp Crocker outside of Baghdad.

David Cloud also writes that 2,800 detainees have been released since August 2005. David Cloud, "Prisoner is Released Despite Evidence of Role in Bombing," *New York Times*, November 25, 2005.



**ESTIMATED STRENGTH OF INSURGENCY NATIONWIDE<sup>44</sup>**

Month	Estimated strength of insurgency nationwide
November	5,000
December	5,000
January 2004	3, 000-5,000
February	N/A
March	N/A
April	5,000
May	15,000
June	15,000
July	20,000
August	20,000
September	20,000
October	20,000
November	20,000
December	“more than 20,000”
January 2005	18,000
February	18,000
March	16,000
April	16,000
May	16,000
June	15,000-20,000
July	“no more than 20,000”
August	N/A
September	“neither gaining strength nor weakening appreciably” (some estimates indicate higher numbers, please see footnote)
October	15,000 – 20,000
November	15,000 – 20,000
December	15,000 – 20,000
January 2006	15,000 – 20,000
February	15,000 – 20,000
March	15,000 – 20,000
April	20,000+
May	20,000+
June	20,000+
July	20,000+
August	20,000+
September	20,000+
October	20,000-30,000, including militias
March 2007	~70,000 (Sunni only), includes non-operational supporters

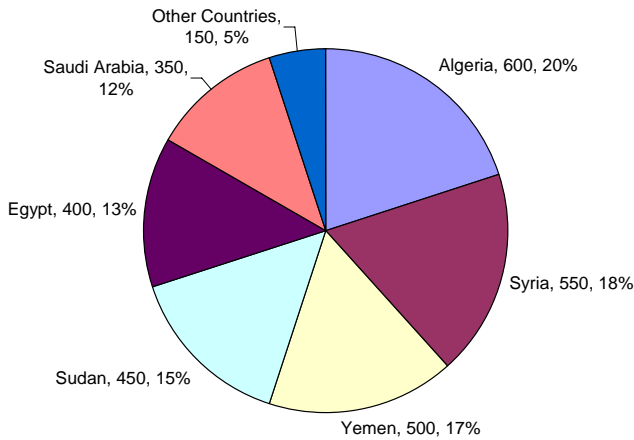
**NOTE ON STRENGTH OF INSURGENCY TABLE:** International Crisis Group estimates that there are approximately 5,000 to 15,000 insurgents in Iraq. *In Their Own Words: Reading the Iraqi Insurgency*, International Crisis Group, Middle East Report N. 50, February 15, 2006. The estimated strength of Al Qaida in Iraq is more than 1,000 nationwide, although the exact number is unknown. It is presumed this includes both Iraqis and foreign fighters. Country Reports on Terrorism, United States Department of State, Office for the Coordinator for Counterterrorism, April 2006. **March 2007:** Estimate is of Sunni insurgents only. It comes from an analyst employed by the U.S. military and includes “hard-line operators” as well as “part-time supporters”.

**ESTIMATED NUMBER OF FOREIGN FIGHTERS IN THE INSURGENCY<sup>45</sup>**

January 2004	300-500
July	“Low hundreds”
September	“Fewer than 1,000”
November	“Fewer than 1,000”
January 2005	“Fewer than 1,000”
February	“Fewer than 1,000”
May	1,000
June	750-1,000
July	750-1,000
August	750-1,000
September	700 – 2,000
October	700 – 2,000
November	700 – 2,000
December	700 – 2,000
January 2006	700 – 2,000
February	700 – 2,000
March	700 – 2,000
April	800 – 2,000
May	800 – 2,000
June	800 – 2,000
July	800 – 2,000
August	800 – 2,000
September	800 – 2,000
October	800 – 2,000
November	800 – 2,000

**NOTE ON ESTIMATED NUMBER OF FOREIGN FIGHTERS TABLE:** “[Foreign fighters] are very few in number, although as far as we can tell, they constitute about 100 percent of the suicide bombers.” DoD News Briefing with Col. Sean MacFarland, Commander of 1<sup>st</sup> Brigade Combat Team, 1<sup>st</sup> Armored Division, Stationed in Ramadi, July 14, 2006.

**NATIONALITIES OF FOREIGN MILITANTS IN IRAQ, SEPTEMBER 2005<sup>46</sup>**



**NOTE ON NATIONALITIES OF FOREIGN MILITANTS GRAPH:** Two other sources have cited the nationalities of non-Iraqi Jihadists (one specifying those captured, the other those killed) in Iraq, and the three reports suggest somewhat different trends. Reuven Paz cites Saudi Arabia as contributing the highest number of jihadists killed (94) from November to March, 2005, followed by Syria (16) and Kuwait (11). Reuven Paz, “Arab Volunteers Killed in Iraq: An Analysis,” Global Center for International Affairs Center (GLORIA), Occasional Papers, Volume 3 (2005), Number 1, March 2005.

**COALITION TROOP STRENGTH IN IRAQ SINCE MAY 2003<sup>47</sup>**

Month	U.S. troops in Iraq			Other coalition troops in Iraq (excluding U.S. & Iraqi forces)	Total international troop strength in Iraq
	Active	Reserve (includes National Guard)	Total		
May-03	~142,000	~8,000	150,000	23,000	173,000
June	~126,000	~24,000	150,000	21,000	171,000
July	~124,000	~25,000	149,000	21,000	170,000
August	~114,000	~25,000	139,000	22,000	161,000
September	~103,000	~29,000	132,000	24,000	156,000
October	~102,000	~29,000	131,000	25,000	156,000
November	N/A	N/A	123,000	23,900	146,900
December	~85,400	~36,600	122,000	24,500	146,500
January -04	N/A	N/A	122,000	25,600	147,600
February	N/A	N/A	115,000	24,000	139,000
March	N/A	N/A	130,000	24,000	154,000
April	N/A	N/A	137,000	25,000	162,000
May	N/A	N/A	138,000	24,000	162,000
June	89,700	48,300	138,000	23,000	161,000
July	N/A	N/A	140,000	22,000	162,000
August	84,000	56,000	140,000	23,700	163,700
September	82,800	55,200	138,000	24,600	162,600
October	82,800	55,200	138,000	24,000	162,000
November	82,800	55,200	138,000	24,000	162,000
December	82,800	55,200	148,000	25,000	173,000
January-05	90,000	60,000	150,000	25,300	175,300
February	N/A	N/A	155,000	25,000	180,000
March	N/A	N/A	150,000	22,000	172,000
April	N/A	N/A	142,000	22,000	164,000
May	N/A	N/A	138,000	23,000	161,000
June	N/A	N/A	135,000	23,000	158,000
July	N/A	N/A	138,000	23,000	161,000
August	N/A	N/A	138,000	23,000	161,000
September	N/A	N/A	138,000	22,000	160,000
October	N/A	N/A	152,000	22,000	174,000
November	N/A	N/A	160,000	23,000	183,000
December	N/A	N/A	160,000	23,000	183,000
January-06	N/A	N/A	136,000	21,000	157,000
February	N/A	N/A	133,000	20,000	153,000
March	N/A	N/A	133,000	20,000	153,000
April	N/A	N/A	132,000	20,000	152,000
May	N/A	N/A	132,000	20,000	152,000
June	N/A	N/A	126,900	19,000	146,900
July	N/A	N/A	130,000	19,000	149,000
August	N/A	N/A	138,000	19,000	157,000
September	N/A	N/A	144,000	18,000	162,000
October	N/A	N/A	144,000	17,200	161,200
November	N/A	N/A	140,000	18,000	158,000
December	N/A	N/A	140,000	15,200	155,200
January-07	N/A	N/A	132,000	14,650	146,650
February	N/A	N/A	135,000	14,010	149,010
March	N/A	N/A	142,000	13,205	155,205
April	N/A	N/A	146,000	13,196	159,196
May	N/A	N/A	149,700	12,112	161,812

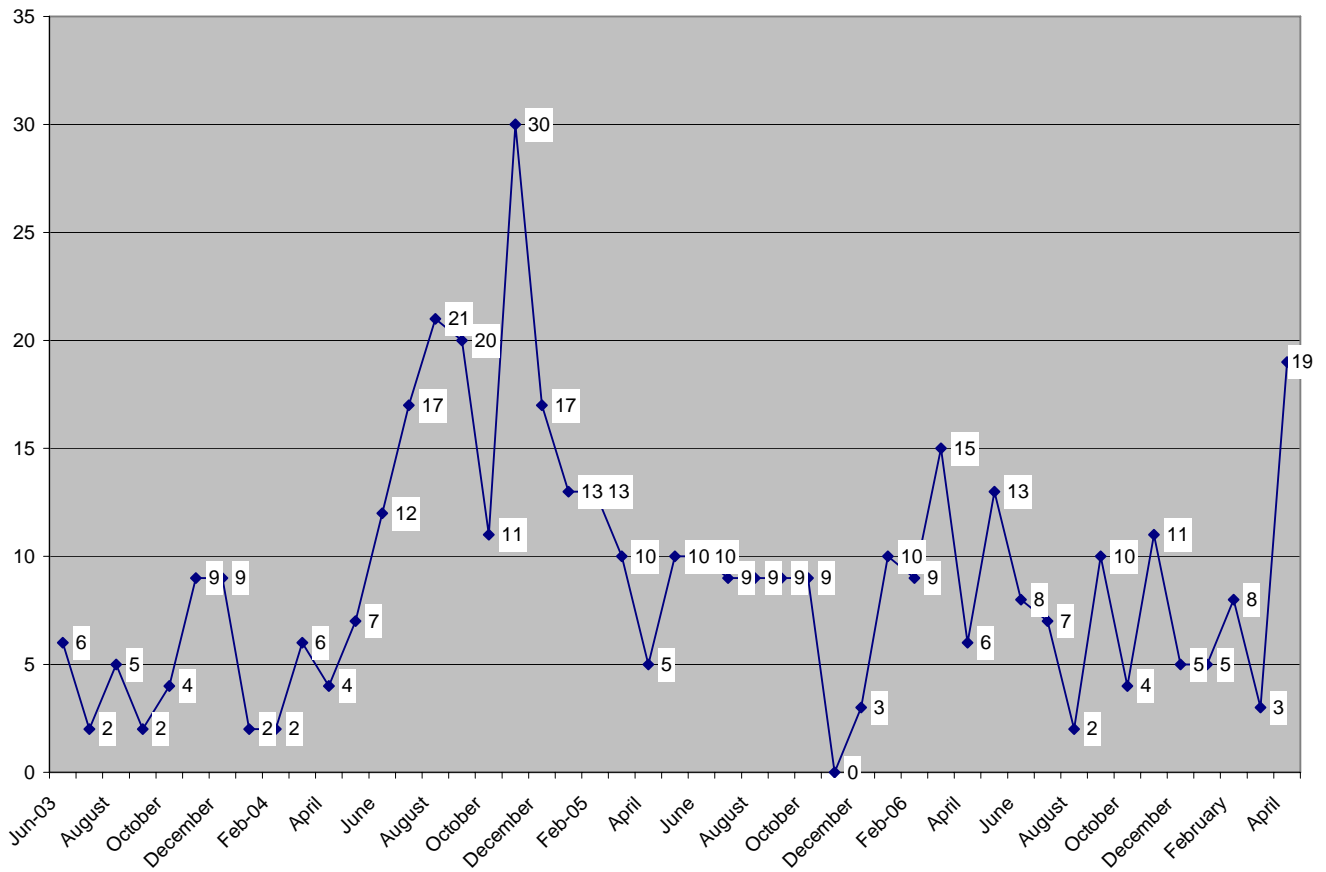
NOTE ON TABLE: All numbers are end of month estimates or latest data available for the current month. N/A= Not available.

**DISTRIBUTION OF THE ARMY'S AUTHORIZED END STRENGTH, BY COMPONENT AND FUNCTION, FISCAL YEAR 2005<sup>48</sup>**

(Thousands of Soldiers)	Deployable Personnel			Non-deployable Personnel	Total
	Combat	Combat Support	Combat Service Support		
Active	151 (31%)	79 (16%)	92 (19%)	160 (33%)	482
Guard	169 (48%)	67 (19%)	89 (26%)	24 (7%)	350
Reserve	14 (7%)	40 (20%)	84 (41%)	67 (32%)	205
<b>Total</b>	<b>334 (32%)</b>	<b>187 (18%)</b>	<b>265 (26%)</b>	<b>251 (24%)</b>	<b>1,037</b>

**NOTE ON DISTRIBUTION OF THE ARMY'S AUTHORIZED END STRENGTH TABLE:** Authorized end strength is the number of soldiers the Congress has authorized and funded for the end of the fiscal year.

**ATTACKS ON IRAQI OIL AND GAS PIPELINES, INSTALLATIONS & PERSONNEL<sup>49</sup>**



**Total through April 30, 2007: 421**

**TOP NON-US COALITION CONTRIBUTORS OF MILITARY PERSONNEL IN IRAQ<sup>50</sup>**

Coalition Country	Military Personnel in Iraq	As of (date)
United Kingdom	5,500	May 19, 2007
South Korea	2,300	February 22, 2007
Italy	0	December 2, 2006
Poland	900	February 22, 2007
Australia	550	February 22, 2007
Georgia	900	February 22, 2007
Romania	600	February 22, 2007
Denmark	460	January 2, 2007
<b>Total Coalition Troops</b>	<b>~12,198</b>	<b>May 23, 2007</b>

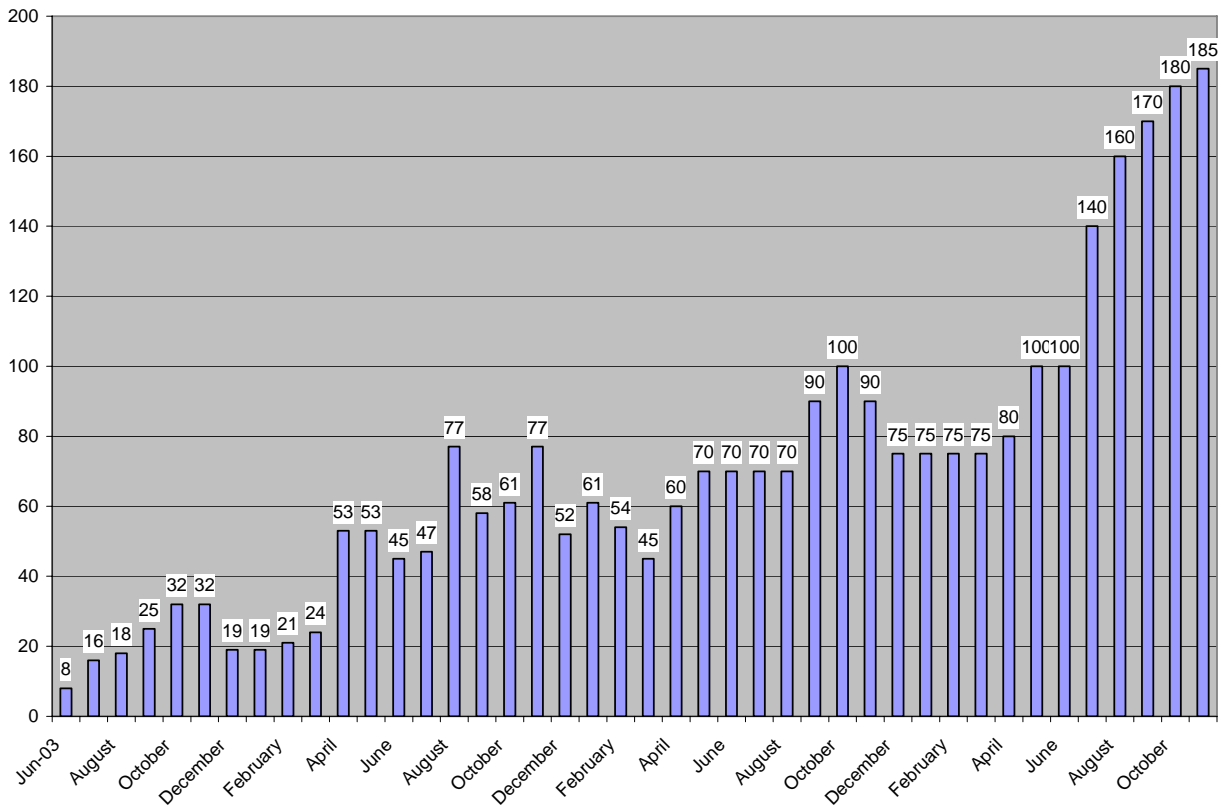
**NOTE ON TOP NON-U.S. COALITION CONTRIBUTORS OF MILITARY PERSONNEL IN IRAQ TABLE:** \*Number of Total Coalition Troops is from "Iraq Weekly Status Report," *Department of State*, May 23, 2007. In addition to the United States, 25 countries are contributors to Iraqi Stability Operations as of March 14, 2007: Albania, Armenia, Australia, Azerbaijan, Bosnia/Herzegovina, Bulgaria, Czech Republic, Denmark, El Salvador, Estonia, Georgia, Japan, Kazakhstan, Latvia, Lithuania, Macedonia, Moldova, Mongolia, Poland, Romania, Singapore, Slovakia, South Korea, Ukraine, and the United Kingdom. Fiji is participating as part of the UN mission in Iraq and Hungary, Iceland, Italy, Netherlands, Portugal, Slovenia and Turkey are NATO countries supporting Iraqi stability operations but are not part of MNF-I. "Iraq Weekly Status Report," *Department of State*, January 24, 2007.

**NUMBER OF DAILY INSURGENT ATTACKS IN IRAQ BY PROVINCE<sup>51</sup>**

Province	Number of Attacks per Day						Cumulative Average	% of Total
	Feb-June 05	Aug 05- Jan 06	Feb-May 06	May-Aug 06	Aug-Nov 06	Nov 06-Feb 07		
Baghdad	20.3	21.0	28.9	30.3	39.5	44.8	30.8	28.5%
Al Anbar	12.3	23.3	22.0	31.1	41.2	35.3	27.5	25.5%
Salah ad Din	8.0	13.8	13.7	15.5	20.3	22.8	15.7	14.5%
Diyala	3.1	5.4	8.3	14.5	15.7	16.8	10.6	9.8%
Ninawa	10.4	8.5	7.6	10.3	9.8	11.5	9.7	9.0%
Al Tamim	3.1	4.7	4.3	4.8	4.2	5.0	4.4	4.0%
Al Basrah	1.2	1.1	2.0	2.4	4.9	7.8	3.2	3.0%
Babil	1.5	1.8	1.2	1.9	2.8	2.0	1.9	1.7%
Maysan	0.6	0.5	0.8	0.6	1.4	0.0	0.7	0.6%
Al Qadisiyah	0.1	0.2	0.1	0.8	2.0	1.0	0.7	0.6%
Dhi Qar	0.2	0.2	0.5	0.4	1.5	0.5	0.6	0.5%
Wasit	0.2	0.2	0.0	0.4	1.8	1.2	0.6	0.6%
Karbala	0.2	0.2	0.2	0.1	1.5	0.2	0.4	0.4%
Al Muthanna	0.2	0.1	0.2	0.2	1.5	0.0	0.4	0.3%
An Najaf	0.1	0.1	0.1	0.1	1.2	0.0	0.3	0.2%
Arbil	0.1	0.0	0.0	0.0	1.2	0.0	0.2	0.2%
As Sulaymaniyah	0.1	0.0	0.0	0.0	1.2	0.0	0.2	0.2%
Dahuk	0.1	0.0	0.0	0.0	1.2	0.0	0.2	0.2%
<b>TOTAL</b>	<b>61.8</b>	<b>81.1</b>	<b>89.9</b>	<b>113.4</b>	<b>152.9</b>	<b>148.9</b>	<b>108.0</b>	

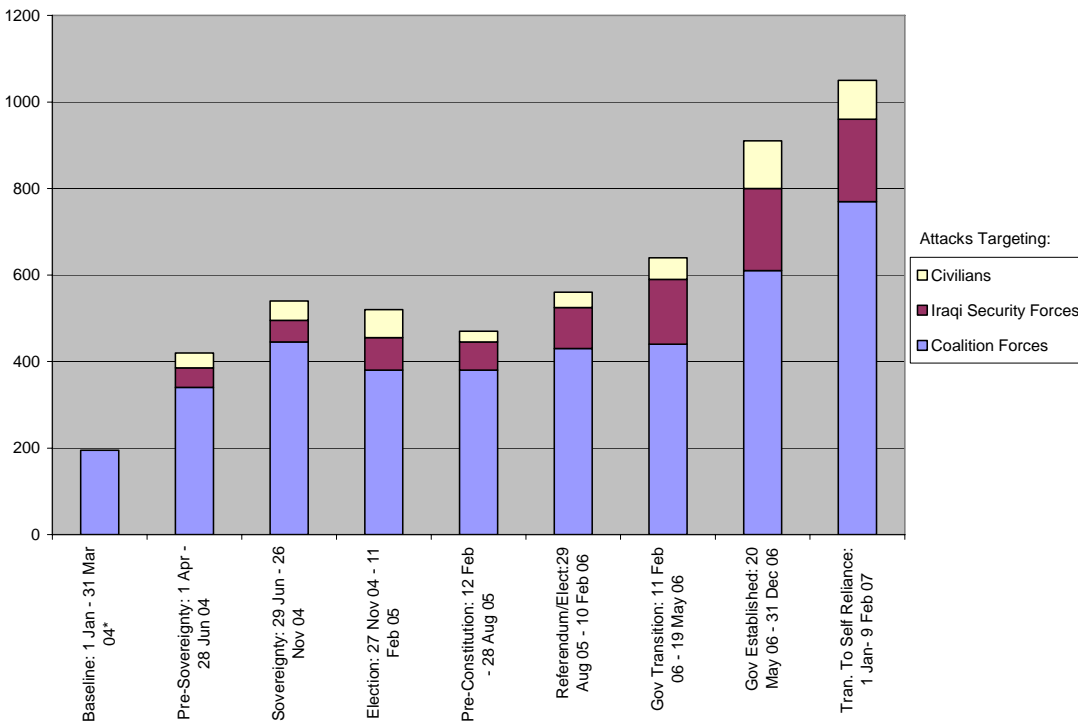
**NOTE ON CHART:** Exact dates of analysis for each column are as follows: February 12-June 24, 2005; August 29, 2005-January 20, 2006; February 11-May 12, 2006; May 20-August 4, 2006; August 12-November 10, 2006; November 11, 2006-February 9, 2007.

**NUMBER OF DAILY ATTACKS BY INSURGENTS AND MILITIAS<sup>52</sup>**



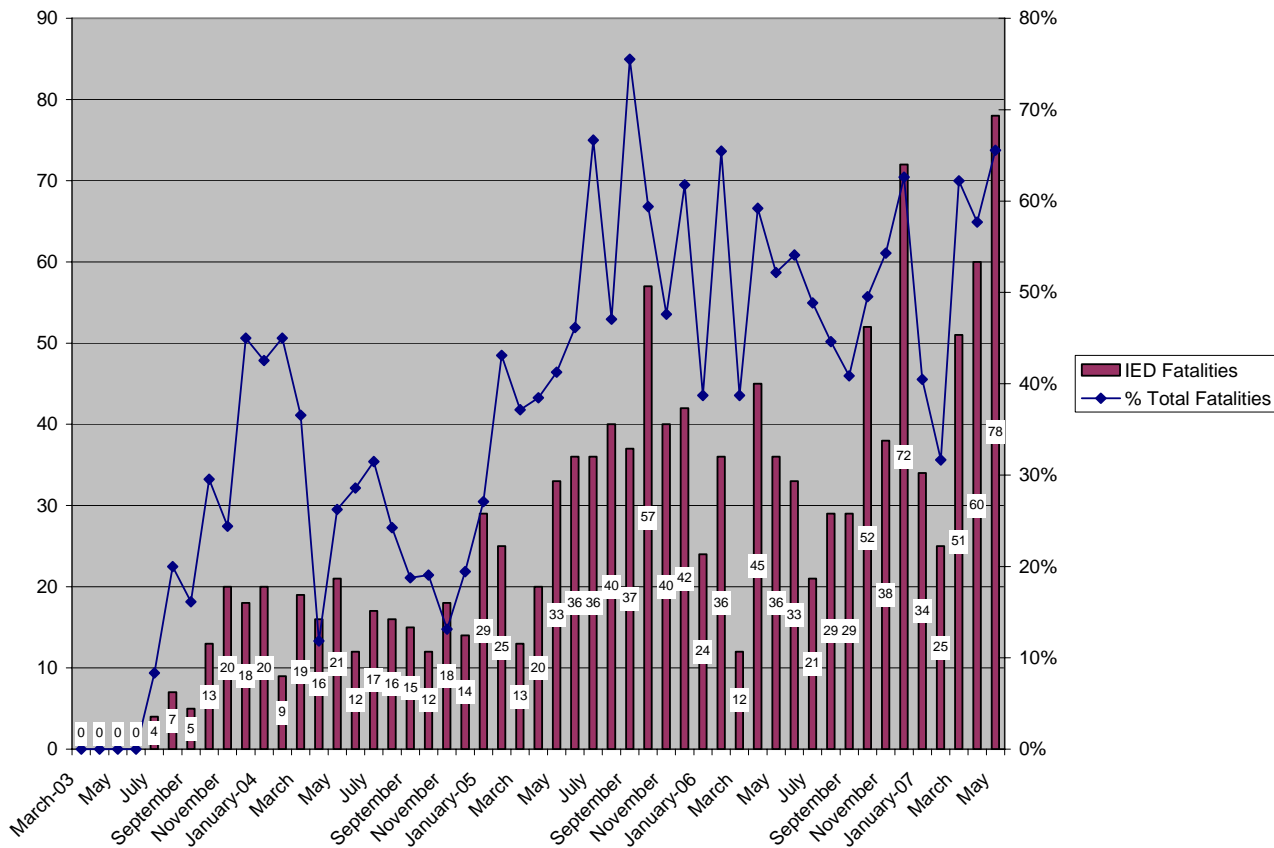
**NOTE ON DAILY ATTACKS CHART:** Numbers for June 2003 are incomplete. Major General Webster has noted that the number of successful attacks has dropped to about 10% from 25-30% a year ago. Ann Scott Tyson, “Departing US Commander Reports Progress in Baghdad,” *Washington Post*, December 31, 2005.

**AVERAGE WEEKLY ATTACKS BY TIME PERIOD: 1 JANUARY 2004 – 9 FEBRUARY 2007<sup>53</sup>**



**NOTE ON GRAPH:** Target detail information not available for “Baseline” time period

**U.S. MILITARY FATALITIES CAUSED BY IMPROVISED EXPLOSIVE DEVICES<sup>54</sup>**



**Total through May 30, 2007: 1,339 (38.6% of all fatalities)**

**ADDITIONAL STATISTICS CONCERNING IED'S<sup>55</sup>:**

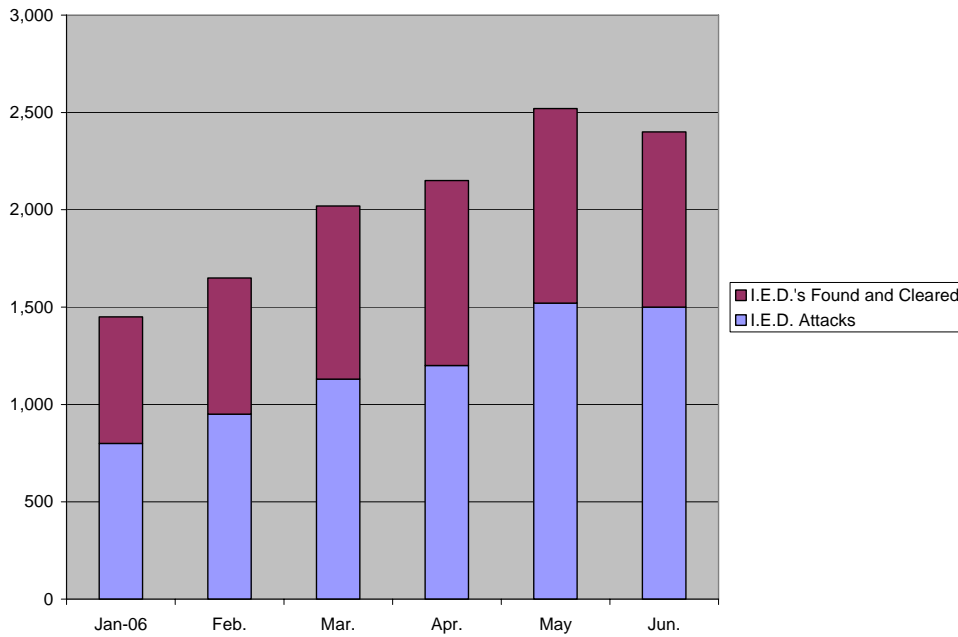
- \*The Army reports that IED's are responsible for 80% of all soldier casualties (deaths and injuries)
- \*Despite the enemy deploying twice as many IED's as a year ago, casualties have remained steady, with less than 10% causing casualties
- \*This is because U.S. troops are now detecting and successfully disarming approximately 50% of IED's
- \*The Pentagon is requesting an additional \$6.4 billion for its Joint Improvised Explosive Device Defeat Organization (JIEDDO)
- \*Explosively Formed Projectiles (EFP's), the most lethal type of IED, make up only 2% of all IED's found in Iraq but account for a "very large percentage" of U.S. soldiers killed by IED's, according to Col. Barry Shoop, chief scientist for the JIEDDO

**NUMBER OF EXPLOSIVELY FORMED PROJECTILE (EFP) ATTACKS AGAINST U.S. TROOPS BY MONTH<sup>56</sup>**

MONTH	NUMBER OF EFP ATTACKS
<b>December 2006</b>	<b>62</b>
<b>April 2007</b>	<b>65</b>

**NOTE ON THIS TABLE:** EFP's are technologically advanced IED's capable of penetrating armored vehicles. U.S. officials have asserted that because of the sophistication needed to correctly produce them, EFP's are manufactured in Iran and smuggled into Iraq. The figures for December 2006 and April 2007 were reported in the *Washington Post*, quoting Lt. Gen. Ray Odierno. In that same interview, Gen. Odierno stated that April's total eclipsed the previous high of December 2006. No other figures were given.

**IMPROVISED EXPLOSIVE DEVICES (IED'S) DETONATED AND DISARMED**  
**JANUARY – JUNE 2006**

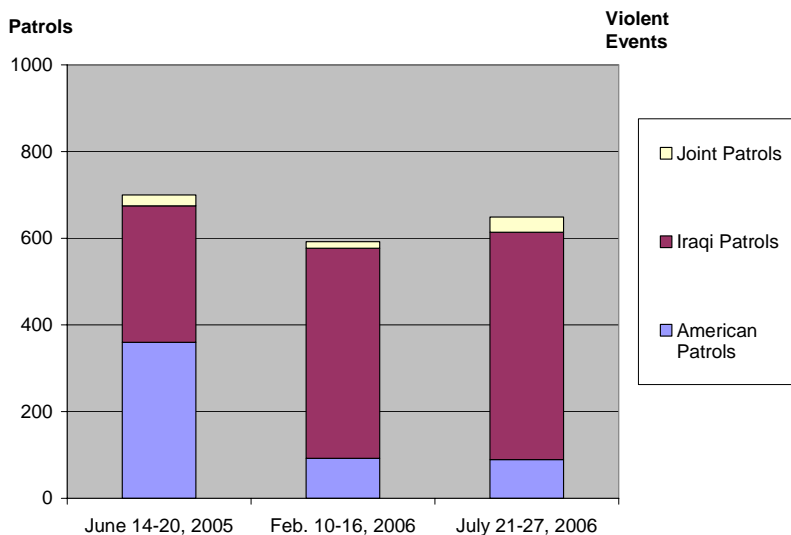


**NOTE ON IMPROVISED EXPLOSIVE DEVICES:** “In June, there were 1,481 I.E.D. attacks throughout Iraq, and 903 instances in which the bombs were found and neutralized, according to figures compiled by the American military in Baghdad. That is a sharp increase since January, when there were 834 such attacks and 620 cases in which the bombs were found before they exploded.” Michael Gordon, “A Platoon’s Mission: Seeking and Destroying Explosives in Disguise,” *The New York Times*, July 12, 2006. Numbers are author’s approximations based on data published in the *New York Times*.

**COALITION FORCES ABILITY TO FIND AND DISARM IMPROVISED EXPLOSIVE DEVICES (IEDs)**<sup>57</sup>

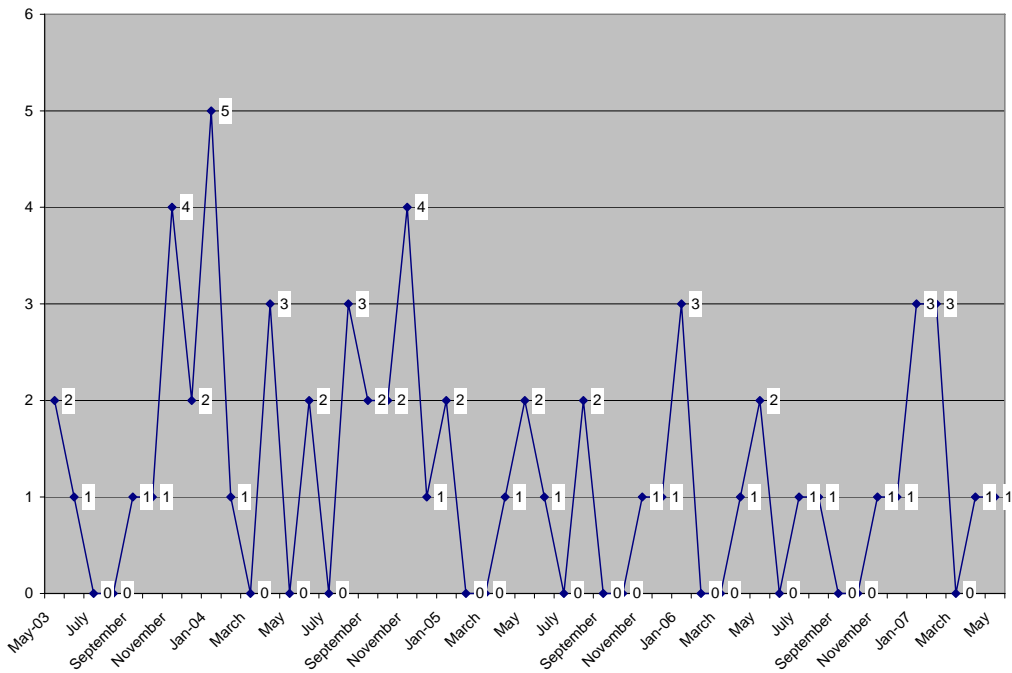
Time	Percentage of IEDs found and disarmed
December 2003	40%
Nov. 04 – Feb. 05	38%
Feb. 05 – Aug. 05	37%
Aug. 05 – Feb. 06	38%
Feb. 06 – May 06	45%
July	37%

**AVERAGE NUMBER OF DAILY PATROLS AND VIOLENT EVENTS IN BAGHDAD**<sup>58</sup>





**AMERICAN MILITARY HELICOPTERS DOWNED IN IRAQ<sup>59</sup>**



**Total through May 30, 2007: 62**

**NOTE ON AMERICAN MILITARY HELICOPTERS DOWNED IN IRAQ TABLE:** Of the 61 helicopters downed in Iraq since May 2003, at least 33 were downed by enemy fire. Of the three January 2006 crashes, two are still being investigated. One was shot down by enemy fire and is included above. We have counted one of the others as being downed by enemy fire as well, given the available evidence. Hostile fire is suspected in the July 2006 crash, but it has not been confirmed and therefore not counted as such. November 2006 crash is still under investigation.

**INTERNALLY DISPLACED PERSONS IN IRAQ<sup>60</sup>**

**Since April 2003**

<b>2003</b>	<b>100,000</b>
<b>2004</b>	<b>200,000</b>
<b>2005</b>	<b>250,000</b>
<b>2006</b>	<b>685,000</b>
<b>2007 (through February)</b>	<b>765,000</b>

**NOTE:** Numbers are cumulative, but DO NOT include those displaced prior to March 2003 (approximately 1 million).

**MIGRATION INDICATORS<sup>61</sup>**

May/June 2006

<b>New Passports Issued Since August 2005</b>	<b>More than 2 million</b>
<b>Letters Issued by Ministry of Education to Release Academic Records to Other Countries</b>	<b>39,554</b>
<b>Percent of professional class that has left since 2003</b>	<b>40%</b>

November 2006

<b>Iraqi Refugees living abroad</b>	<b>1.8 million</b>
<b>Iraqi Refugees in Syria</b>	<b>600,000 – 1 million</b>
<b>Iraqi Refugees in Jordan</b>	<b>700,000 – 750,000</b>
<b>Iraqi Refugees in Egypt, Lebanon, Iran</b>	<b>175,000 – 200,000</b>
<b>Refugees Seeking Asylum in Europe (first half of 2006)</b>	<b>8,100</b>

**NOTE:** Not all Iraqis refugees fled because of the current war.

**REFUGEES AND ASYLUM SEEKERS<sup>62</sup>**

<b>2003-2004</b>	<b>366,000</b>
<b>2005</b>	<b>523,000</b>
<b>2006</b>	<b>911,000</b>
<b>Total</b>	<b>1,800,000</b>

**SIZE OF IRAQI SECURITY FORCES ON DUTY<sup>63</sup>**

Month	General Police Capabilities	National Guard	Iraqi Armed Forces	Border Patrol	Total Iraqi Security Forces
May 2003	7,000 – 9,000	N/A	0	N/A	7,000 – 9,000
June	N/A	N/A	0	N/A	N/A
July	30,000	N/A	0	N/A	30,000
August	34,000	670	0	2,500	37,170
September	37,000	2,500	0	4,700	44,200
October	55,000	4,700	700	6,400	66,800
November	68,800	12,700	900	12,400	94,800
December	71,600	15,200	400	12,900	99,600
January 2004	66,900	19,800	1,100	21,000	108,800
February	77,100	27,900	2,000	18,000	125,000
March	75,000	33,560	3,005	23,426	134,991
April	80,016	23,123	2,367	18,747	124,253
May	90,803	24,873	3,939	16,097	135,712
June	83,789	36,229	7,116	18,183	145,317
July	31,300	36,229	7,700	19,859	95,088
August	32,942	37,925	6,288	14,313	91,468
September	40,152	36,496	7,747	14,313	98,708
October	44,728	41,261	6,861	18,148	110,998
November	49,455	43,445	6,013	14,593	113,506
December	53,571	40,115	14,500	14,267	118,009
January 2005	58,964	36,827	14,796	14,786	125,373
February	82,072 “trained and equipped”	59,689 “operational”		N/A	141,761 Trained and Effective: General Myers: 40,000 Senator Biden: 4,000 – 18,000
March	84,327	67,584		N/A	151,618 Trained and Effective: Lt. Gen Petraeus: 50,000 “off-the-cuff”
April	86,982	72,511		N/A	159,493
May	91,256	76,971		N/A	168,227
June	92,883	75,791		N/A	168,674
July	94,800	79,100		N/A	173,900 26,000 in Army in level I and II
August	101,000	81,900		N/A	182,900
September	104,300	87,800		N/A	192,100 ~ 30,000 in Army in level I and II <sup>64</sup>
October <sup>65</sup>	111,000	100,000		N/A	211,000 ~32,000 in level I and II <sup>66</sup>
November	112,000	102,000		N/A	214,000
December	118,000	105,700		N/A	223,700
January 2006	120,400	106,900		N/A	227,300
February	123,600	108,500		N/A	232,100 ~46,000 MOD forces and 8,000 MOI forces in Level I and II <sup>67</sup>
March	134,800	115,700		N/A	250,500
April	138,700	115,000		N/A	253,700
May	145,500	117,900		N/A	265,600
June	148,500	116,100		N/A	264,600
July	154,500	115,100		N/A	269,600
August	167,900	130,100		N/A	298,000
September	176,200	131,600		N/A	307,800
October	180,800	131,600		N/A	312,400
November	188,300	134,700		N/A	323,000
December	188,300	134,700		N/A	323,000
January 2007	188,300	134,700		N/A	323,000
February	188,260	134,920		N/A	323,180
March	193,300	136,500		N/A	329,800
April	193,300	139,800		N/A	333,100
May	194,200	154,500		N/A	348,700
Stated Goal	188,000 <sup>68</sup>	137,000 <sup>69</sup>			325,000 by December 2006 <sup>70</sup>

**NOTE ON IRAQI SECURITY FORCES ON DUTY TABLE:** Units in the top three levels are all operational – that is, capable of (and frequently engaged in) operations against the enemy. Units at level three are fighting alongside Coalition units. Level two units are “in the lead” – this level is the critical achievement that marks the point at which a unit can take over its own battle space. Units at level two can control their own areas of responsibility and, therefore, allow Coalition units to focus elsewhere.<sup>71</sup> Care should be taken when evaluating the quality of MOI forces as there have been various reports of Iraqi police units dominated by sectarian interests.

**INDEX OF POLITICAL FREEDOM<sup>72</sup>**

Israel	8.20
Lebanon	6.55
Morocco	5.20
<b>Iraq</b>	<b>5.05</b>
Palestine	5.05
Kuwait	4.90
Tunisia	4.60
Jordan	4.45
Qatar	4.45
Egypt	4.30
Sudan	4.30
Yemen	4.30
Algeria	4.15
Oman	4.00
Bahrain	3.85
Iran	3.85
United Arab Emirates	3.70
Saudi Arabia	2.80
Syria	2.80
Libya	2.05

**NOTE ON INDEX OF POLITICAL FREEDOM TABLE:** Each country is scored on a 10-point scale, with 1 being the lowest score and 10 the highest. Indicators of freedom include election of head of government, election of parliament, fairness of electoral laws, right to organize political parties, power of elected representatives, presence of an opposition, transparency, minority participation, level of corruption, freedom of assembly, independence of the judiciary, press freedom, religious freedom, rule of law and property rights.

**INDEX OF PRESS FREEDOM<sup>73</sup>**

149	Gambia	54.0
-	Yemen	54.0
151	Belarus	57.0
152	Libya	62.5
153	Syria	63.0
<b>154</b>	<b>Iraq</b>	<b>66.8</b>
155	Vietnam	67.3
156	Laos	67.5
157	Pakistan	70.3
158	Uzbekistan	71.0
159	Nepal	73.5
160	Ethiopia	75.0
161	Saudi Arabia	76.0
162	Iran	90.9
163	China	94.0
164	Burma	94.8
165	Cuba	95.0
166	Eritrea	97.5
167	Turkmenistan	98.5
168	North Korea	109.0

**NOTE ON INDEX OF PRESS FREEDOM TABLE:** The Index rated 168 countries based on a questionnaire with 50 criteria for assessing the state of press freedom in each country. It includes every kind of violation directly affecting journalists (such as murders, imprisonment, physical attacks and threats) and news media (censorship, confiscation issues, searches and harassment). In addition to taking into account abuses attributable to the state, those carried out by armed militias, clandestine organizations or pressure groups are also considered.

The lower the score attained, the higher the degree of press freedom in that respective country. Although there is no specific information given regarding how the overall score was compiled, the top-rated countries (Finland, Iceland, Ireland and the Netherlands) received an overall score of 0.50, with the median (Liberia) receiving a score of 19.0. The overall average score for the Index was 27.2.

**POLITICAL PARTIES IN IRAQ<sup>74</sup>**

Registered for December 2005 elections	Over 300
--	----------

**COUNCIL SEATS BY COALITION IN NEW IRAQI LEGISLATURE<sup>75</sup>**

As of January 2006

Coalition	Total Seats	Designation	Parties	Leaders
United Iraqi Alliance	128	Shiite Religious Coalition	Includes SCIRI, Dawa	Includes Abdul Aziz Hakim, Ibrahim Jafari
Kurdistan Coalition	53	Kurdish Secular Coalition	Includes KDP, PUK	Includes Jalal Talabani
Iraqi Accordance Front	44	Sunni Religious Coalition	Includes General Conference of the People of Iraq, National Dialogue Council, Iraqi Islamic Party	Includes Adnan Dulaimi, Khalaf Elayan, Tariq Hashimi
National Iraqi List	25	Shiite / Sunni Secular Coalition	Various	Ayad Allawi
Other	25	Other	Iraqi National Dialogue Front (11), Islamic Union of Kurdistan (5), Liberation and Reconciliation Bloc (3), Message Carriers (2), Mithal Alousi List for the Iraqi Nation (1), Iraqi Turkoman Front (1), Yezidi Movement for Progress and Reform (1), Al Rafadeen List (1)	

# ECONOMIC & QUALITY OF LIFE INDICATORS

**FUEL**<sup>76</sup>

Time	Fuel supplies available						Overall fuel supplies as percentage of goal during that month (the goals have shifted)
	Millions of barrels/day		Millions of liters/day			Tons/day	
	Crude oil production	Crude oil export	Diesel (Prod. & Imp.)	Kerosene (Prod. & Imp.)	Gasoline/Benzene (Prod. & Imp)	Liquid Petroleum Gas (Prod. & Imp.)	
Estimated prewar level	2.5 (pre-war peak)	1.7-2.5	N/A	N/A	N/A	N/A	
May 2003	0.3	0	N/A	N/A	N/A	N/A	10 %
June	0.675	0.2	N/A	N/A	N/A	N/A	23%
July	0.925	0.322 <sup>77</sup>	6.5	4.75	13.5	1,880	44%
August	1.445	0.646 <sup>78</sup>	10.25	6.2	14.0	2,530	57%
September	1.7225	0.983 <sup>79</sup>	14.25	6.9	17.3	3,030	70%
October	2.055	1.149 <sup>80</sup>	14.75	9.6	16.35	3,700	78%
November	2.1	1.524 <sup>81</sup>	13.14	13.3	11.792	3,610	76%
December	2.30	1.541 <sup>82</sup>	12.29	9.4	12.9	3,460	72%
January 2004	2.440	1.537	13.91	11.3	13.32	3,445	78%
February	2.276	1.382 <sup>83</sup>	15.21	13.05	16.65	4,670	88%
March	2.435	1.825 <sup>84</sup>	15.03	17.28	17.19	5,010	92%
April	2.384	1.804 <sup>85</sup>	22.75	4.46	19.3	3,607	79%
May	1.887	1.380 <sup>86</sup>	22.92	4.005	18.07	3,264	73%
June	2.295	1.148 <sup>87</sup>	16.47	4.9	22	3,086	75%
July	2.2	1.406 <sup>88</sup>	17.95	5.75	22.3	3,820	80%
August	2.112	1.114 <sup>89</sup>	16	4.2	15.1	3,417	84%
September	2.514	1.703	16.35	6.35	14.6	2,707	72%
October	2.46	1.542	16.15	7.95	18.6	3,044	80%
November	1.95	1.320	16.5	7.7	17.9	3,324	77%
December	2.16	1.520	18.3	10.5	17.6	4,222	88%
January 2005	2.10	1.367	12.7	6.7	20.65	5,017	75%
February	2.10	1.431	15.9	8.55	21.2	5,003	84%
March	2.09	1.394	19.7	8.05	20.3	4,894	93%
April	2.14	1.398	18.3	7.6	23.7	5,219	97%
May	2.1	1.308	22.2	4.4	22.5	5,030	93%
June	2.17	1.377	18.9	6.25	18.3	5,137	97%
July	2.17	1.550	19.9	5.9	23.9	4,474	97%
August	2.16	1.504	19.3	5.2	23.8	5,072	96%
September <sup>90</sup>	2.11	1.60	17.3	4.4	20.9	4,888	87%
October	1.91	1.239	17.0	8.6	18.9	4,784	90%
November	1.98	1.168	17.3	8.2	19.9	5,526	88%
December	1.92	1.071	16.1	8.0	17.5	5,046	81%
January 2006	1.73	1.05	14.0	6.3	18.1	3,716	72%
February	1.83	1.47	10.1	5.0	12.2	2,263	55%
March	2.1	1.32	12.0	5.7	14.9	2,798	65%
April	2.14	1.60	13.5	4.5	16.9	2,855	67%
May	2.13	1.51	15.2	4.8	17.4	3,577	82%
June	2.30	1.67	15.7	4.3	16.1	3,217	80%
July	2.22	1.68	11.0	2.78	13.3	1,719	52%
August	2.24	1.68	12.4	4.47	16.5	3,242	71%
September	2.34	1.65	13.4	6.0	18.3	3,270	77%
October	2.26	1.55	10.8	4.7	15.4	3,102	57%
November	2.10	1.44	11.1	6.4	13.9	2,747	54%
December <sup>91</sup>	2.15	1.45	10.7	8.1	9.8	2,544	55%
January 2007	1.66	1.30	10.6	4.4	11.2	2,945	52%
February	2.08	1.50	11.3	5.7	13.0	3,101	61%
March	2.08	1.58	8.3	4.2	12.1	2,598	57%
April	2.14	1.50	12.8	5.3	13.8	2,841	66%
May	2.02	1.58	8.9	3.4	12.4	1,980	56%
Stated Interim Goal:	2.1 revised down from 2.5 in January 2007	N/A	23.1 revised up from 22.6 in May 2007	7.0 revised down from 10.0 in May 2007	21.5 revised down from 22.0 in May 2007	5,080 Revised up from 5,000 in May 2007	We assume that supplies for each category cannot exceed 100% of goal

NOTE ON FUEL TABLE: Above data as of May 27, 2007. The ratio of Iraq price to international price is 4.0 for LPG, 3.0 for regular and 6.9 for premium gasoline, 0.7 for kerosene and 1.5 for diesel.<sup>92</sup> Kerosene imports began 5 October, 2003. All previous months cover only production.

**OIL REVENUE FROM EXPORTS<sup>93</sup>**

<b>Time</b>	<b>Oil revenue (\$ billions)</b>
June 2003	0.2
July	0.36
August	0.44
September	0.73
October	0.89
November	1.21
December	1.26
January 2004	1.26
February	1.10
March	1.61
April	1.50
May	1.36
June	1.28
July	1.40
August	1.24
September	1.75
October	1.99
November	1.25
December	1.44
January 2005	1.49
February	1.34
March	1.99
April	1.83
May	1.57
June	2.03
July	2.47
August	2.63
September	2.74
October	1.90
November	1.67
December	1.60
January 2006	1.84
February	2.16
March	2.25
April	3.02
May	2.92
June	3.03
July	3.41
August	3.44
September	2.73
October	2.45
November	2.19
December	2.46
January 2007	1.89
February	2.11
March	2.75
April	2.75
May	2.56
<b>Total as of May 27, 2007</b>	<b>\$90.0</b>

**ELECTRICITY<sup>94</sup>**

Time	Average amount of electricity generated (Megawatts)		Average hours of electricity/day		Average of megawatt hours (MWH)
	Nation-wide	Baghdad	Nation-wide	Baghdad	
Estimated prewar level	3,958	2,500	4-8	16-24	95,000
May 2003	500	300	4-8	4-8	N/A
June	3,193	707	N/A	N/A	N/A
July	3,236	1,082	N/A	N/A	N/A
August	3,263	1,283	N/A	N/A	72,435
September	3,543	1,229	N/A	N/A	75,000
October	3,948	N/A	N/A	N/A	79,000
November	3,582	N/A	N/A	N/A	70,000
December	3,427	N/A	N/A	N/A	72,000
January 2004	3,758	N/A	N/A	N/A	79,000
February	4,125	1,307	13	13.4	90,000
March	4,040	1,192	16	16.4	86,000
April	3,823	1,021	15	14.8	78,000
May	3,902	1,053	11	12.2	80,000
June	4,293	1,198	10	11	93,500
July	4,584	N/A	10	12	100,300
August	4,707	1,440	13	15	109,900
September	4,467	1,485	13	14	107,200
October	4,074	1,280	13	16	99,306
November	3,199	845	13	N/A	76,550
December	3,380	N/A	N/A	N/A	81,114
January 2005	3,289	985	9	9.0	78,925
February	3,611	1,180	8.5	10.3	86,675
March	3,627	994	11.8	11.0	87,051
April	3,390	854	9	11.5	81,350
May	3,712	N/A	8.4	9.5	89,088
June	4,153	N/A	9.4	10.4	102,525
July	4,446	N/A	12.6	10.9	106,713
August	4,049	N/A	12.0	8.4	97,165
September	4,159	N/A	13.5	10.4	101,916
October	3,685	N/A	14.3	8.9	88,442
November*	3,742	N/A	13.3	8.8	89,800
December**	3,800	N/A	12.0	6.1	91,400
January 2006	3,640	N/A	9.8	4.0	87,400
February	3,700	N/A	10.3	5.9	88,600
March	4,000	N/A	13.1	7.8	96,300
April	3,700	N/A	10.9	4.5	88,500
May	3,900	N/A	9.9	3.9	92,700
June	4,400	N/A	11.9	8.0	106,100
July	4,400	N/A	11.4	7.0	106,700
August	4,430	N/A	10.9	6.2	106,400
September	4,000	N/A	10.8	5.3	95,600
October	4,000	N/A	12.3	6.7	96,600
November	3,700	N/A	10.9	6.9	88,000
December	3,500	N/A	9.2	6.7	85,968
January 2007	3,590	N/A	8.0	4.4	86,100
February	3,600	N/A	9.3	6.0	86,500
March	3,600	N/A	10.9	6.0	86,400
April	3,830	N/A	11.7	5.8	91,930
May	3,675	N/A	10.9	5.6	88,200
Stated Goal:	6,000 to have been reached by July 1, 2004	2,500 to have been reached by October 2003	US Interim Target: 10-12 hours National Target: 24 hours	US Interim Target: 10-12 hours National Target: 24 hours	120,000

**NOTE ON ELECTRICITY TABLE:** The demand for electricity ranges from 8,500 to 9,000 MW nationwide.<sup>95</sup> There are also about 1000 MW of connected private generators in and around Baghdad.<sup>96</sup>

\* Please see footnote. \*\* The data for December 2005 and thereafter for the average amount of electricity generated and average MW hours is estimated based on the graph relating to electricity in the Iraq Weekly Status Report, *Department of State*.

National Target numbers are courtesy of the US Department of Defense, January 23, 2006.

Above data as of May 29, 2007.

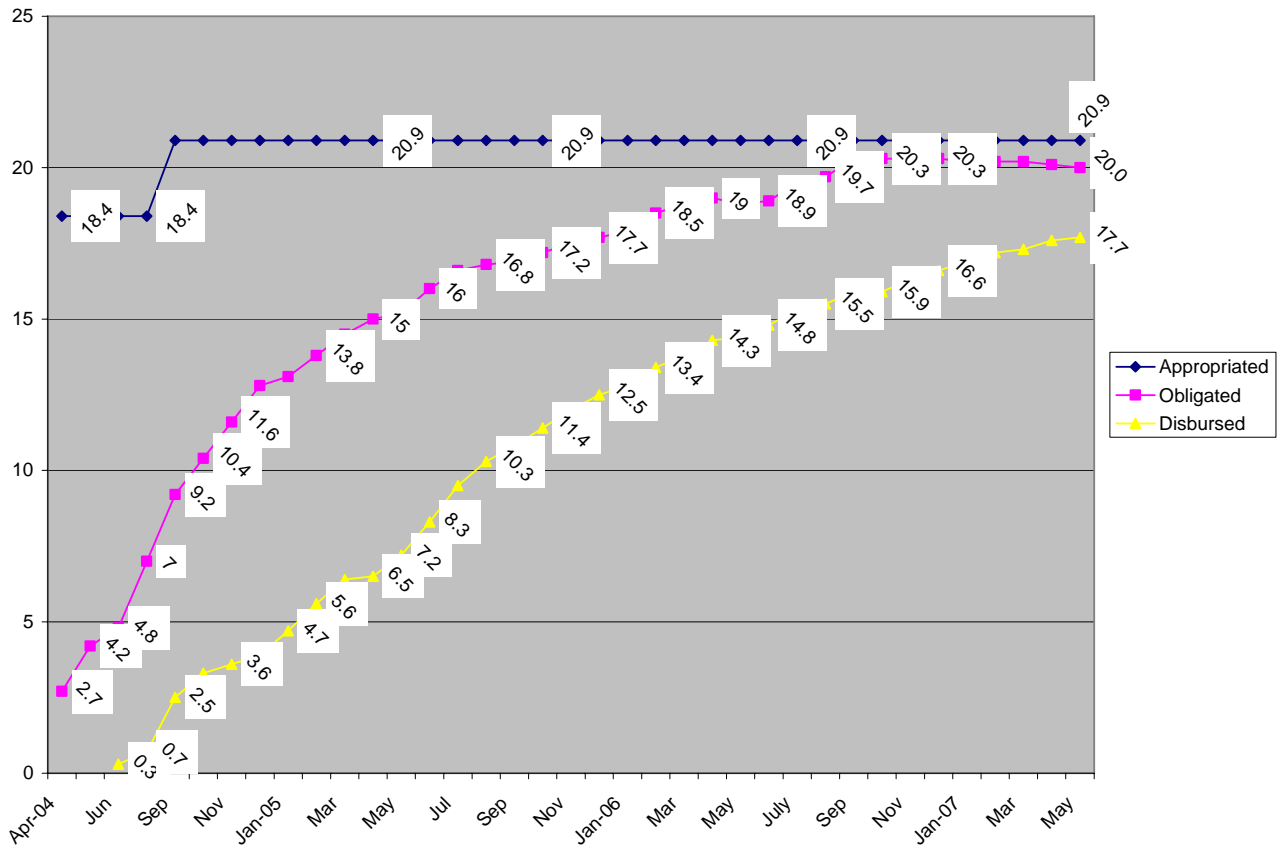
**NATIONWIDE UNEMPLOYMENT RATE SINCE MAY, 2003<sup>97</sup>**

Month	Unemployment Rate Nation-wide
May 2003	N/A
June	50 – 60%
July	N/A
August	50-60%
September	N/A
October	40 – 50%
November	N/A
December	45-55%
January 2004	30 – 45%
February	30 – 45%
March	30- 45%
April	30 – 45%
May	30-45%
June	30-40%
July	30-40%
August	30-40%
September	30-40%
October	30-40%
November	30-40%
December	28-40%
January 2005	27-40%
February	27-40%
March	27-40%
April	27-40%
May	27-40%
June	27-40%
July	27-40%
August	27-40%
September	27-40%
October	27-40%
November	25-40%
December	25-40%
January 2006	25-40%
February	25-40%
March	25-40%
April	25-40%
May	25-40%
June	25-40%
July	25-40%
August	25-40%
September	25-40%
October	25-40%
November	25-40%
December	25-40%
January 2007	25-40%
February	25-40%
March	25-40%
April	25-40%
May	25-40%

**NOTE ON NATIONWIDE UNEMPLOYMENT TABLE:** Estimates of Iraq's unemployment rate varies, but we estimate it to be between 25-40%. The CPA has referred to a 25% unemployment rate, the Iraqi Ministry of Planning mentioned a 30% unemployment rate, whereas the Iraqi Ministry of Social Affairs claims it to be 48%. There is an inherent difficulty in measuring the Iraqi rate of unemployment over time. Considering the increase in entrepreneurial activity after the end of the war, we have for the purposes of this database assumed that there has been an improvement in unemployment levels, and hence weighted information supporting such a conclusion heavier than contradictory data reports. N/A= Not available



**AMERICAN AID APPROPRIATED, OBLIGATED AND DISBURSED TOWARDS THE IRAQ RELIEF AND RECONSTRUCTION FUND (IRRF I & II)<sup>98</sup>**



**NOTE: As of May 29, 2007.** An ‘appropriation’ is defined as a plan, approved by the Office of Management and Budget, to spend resources provided by law. *Quarterly Update to Congress: 2207 Report*, October 2004. An ‘obligation’ can be defined as “a definite commitment which creates a legal liability of the Government for the payment of appropriated funds for goods and services ordered or received.” GAO/OGC-91-5: *Principles of Federal Appropriations Law*, Office of the General Council, July 1991. A ‘disbursement’ is an actual payment (check goes out the door) for goods/services received. *GAO-04-902 R: Rebuilding Iraq*, General Accounting Office, June 2004.

**PLEDGES OF RECONSTRUCTION AID TO IRAQ BY COUNTRY, AS OF MARCH 31, 2007<sup>99</sup>**

Australia	126,633,195
Austria	5,478,165
Belgium	5,890,500
Bulgaria	640,000
Canada	187,466,454
China	25,000,000
Cyprus	117,810
Czech Republic	14,659,023
Denmark	66,952,384
Democratic Governance Thematic Trust Fund	100,000
Estonia	82,467
Finland	5,890,500
France	32,288
Germany	10,000,000
Greece	3,534,300
Hungary	1,237,005
Iceland	2,500,000
India	10,000,000
Iran	10,000,000
Ireland	3,534,300
Italy	235,620,020
Japan	4,964,000,000
Jordan	75,000
South Korea	200,000,000
Kuwait	565,000,000
Lithuania	30,000
Luxembourg	2,356,200
Malta	27,000
Netherlands	9,424,801
New Zealand	4,341,975
Norway	12,867,617
Oman	3,000,000
Pakistan	2,500,000
Qatar	100,000,000
Saudi Arabia	500,000,000
Slovenia	419,382
Spain	222,380,000
Sri Lanka	75,500
Sweden	33,000,000
Turkey	50,000,000
United Arab Emirates	215,000,000
United Kingdom	642,326,416
Vietnam	700,000
<i>Subtotal</i>	<i>8,252,892,302</i>
European Commission	905,300,000
<i>Subtotal</i>	<i>9,158,192,302</i>
<b>INTERNATIONAL FINANCIAL INSTITUTIONS</b>	
IMF (low range)	2,550,000,000
World Bank (low range)	3,000,000,000
Islamic Development Bank	500,000,000
<i>Subtotal</i>	<i>6,050,000,000</i>
<b>TOTAL (Without the United States)</b>	<b>\$15,208,192,302</b>

**NOTES ON PLEDGES OF RECONSTRUCTION AID TABLE:** The World Bank, United Nations and CPA estimated Iraq will need \$56 billion for reconstruction and stabilization efforts from 2004 to 2007, but that estimate is probably too low.<sup>100</sup> **UPDATE ON 2003 MADRID CONFERENCE PLEDGES:** Of the \$13.5 billion pledged by donors other than the United States, \$3.2 billion has been disbursed as of December 2005. Measuring Stability and Security in Iraq February 2006, Report to Congress in Accordance with the Department of Defense Appropriations Act 2006 (Section 9010), page 14.

**GDP ESTIMATES AND PROJECTIONS, 2002-2008<sup>101</sup>**

	2002	2003	2004	2005 e	2006 p	2007 p	2008 p
<b>Nominal GDP (in USD billion)</b>	20.5	13.6	25.7	34.5	48.5		
<b>Of which non-oil GDP (%)</b>	32.0	32.0	30.4	30.6	33.1		
<b>Per Capita GDP (USD)</b>	802	518	949	1,237	1,687		
<b>Real GDP (% change)</b>	-7.8	-41.4	46.5	3.7	3.0	4.0	4.0
<b>Overall Fiscal Balance (in % of GDP)</b>	*	*	-40.6	9.8	-6.1		
<b>Consumer Price Inflation (annual %)</b>	19.0	34.0	32.0	32.0	50.0		

(e): IMF Estimates, (p): projections, \*: Not Available

NOTE ON TABLE: 2007 and 2008 Real GDP Growth projections are provided by the authors and disagree with the figures released by the IMF and World Bank of 14.4% and 12.9% growth, respectively.

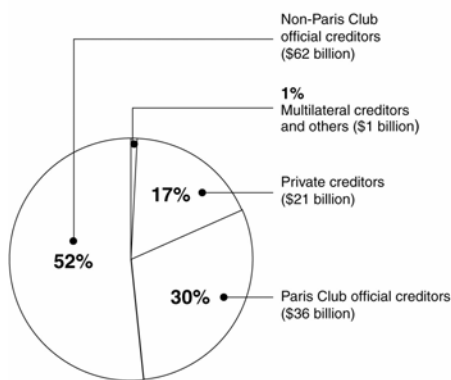
**ANNUAL IRAQ BUDGET AND ACTUAL EXPENDITURES THROUGH AUGUST 2006<sup>102</sup>**

Ministry	2006 Annual Budget			Expenditures thru August 2006		
	Capital Goods	Capital Projects	Total Budget	Capital Goods	Capital Projects	Total Budget
Finance	\$10	\$33	\$16,506	\$1	\$74	\$8,895
Planning	4	27	55	0.4	3	9
Interior	233	27	1,919	25	0.2	958
Defense	864	33	3,443	12	0	831
Oil	2	3,533	3,590	0.4	4	40
Electricity	4	767	840	0.3	267	279
Water	0.2	200	259	0	49	78
Justice	3	10	74	2	0.2	34
Others	272	1,552	7,290	77	480	3,501
<b>Total</b>	<b>\$1,392</b>	<b>\$6,181</b>	<b>\$33,975</b>	<b>\$117</b>	<b>\$87</b>	<b>\$14,623</b>
				<b>8.4%</b>	<b>14.2%</b>	<b>43.0%</b>

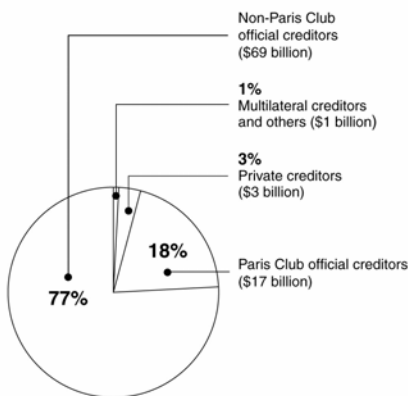
NOTE ON THIS TABLE: The issue the GAO report is attempting to shed light on is the lack of clear budget and procurement rules in Iraq and the affect this has on various Ministries' ability to spend their capital budgets.

**CHANGE IN IRAQ'S DEBT, 2004 to 2006<sup>103</sup>**

Total debt 2004 = \$120 billion



Total debt 2006 = \$89 billion



Source: GAO analysis of International Monetary Fund and U.S. Treasury Department data.

NOTE ON THIS TABLE: Summations may differ from totals due to rounding. Non-Paris Club official creditor debt is based on estimates since it has not been reconciled. The estimate of this debt for 2004 was made by the IMF, while the estimate for 2006 was provided by the U.S. Treasury Department.

**ESTIMATED APPROPRIATIONS PROVIDED FOR OPERATIONS IN IRAQ AND THE WAR ON TERRORISM, 2001 TO 2007<sup>104</sup>**

		By Fiscal Year, in Billions of Dollars							
		2001	2002	2003	2004	2005	2006	2007 <sup>a</sup>	Total
<b>Military Operations and Other Defense Activities</b>									
	Iraq <sup>b</sup>	0	0	46	68	53	87	52	306
	Other <sup>c</sup>	14	18	34	21	18	24	14	142
	Subtotal	14	18	80	88	70	111	67	448
<b>Indigenous Security Forces<sup>d</sup></b>									
	Iraq	0	0	0	5	6	3	2	16
	Afghanistan	0	0	0	0	1	2	2	5
	Subtotal	0	0	0	5	7	5	3	20
<b>Diplomatic Operations and Foreign Aid</b>									
	Iraq	0	0	3	15	1	3	0	22
	Other	*	2	5	2	2	1	0	12
	Subtotal	*	2	8	17	3	4	0	34
	<b>Total</b>	<b>14</b>	<b>19</b>	<b>88</b>	<b>111</b>	<b>81</b>	<b>120</b>	<b>70</b>	<b>503</b>

Notes: Details may not add up to totals because of rounding.

\* = between zero and \$500 million.

a. At the current rate of military operations, the funding provided to date in 2007 will not be sufficient to pay for all costs that will be incurred this fiscal year. Consequently, additional appropriations will probably be provided in 2007.

b. The Congressional Budget Office estimated funding provided for Operation Iraqi Freedom by allocating funds on the basis of obligations reported by the Department of Defense (DoD). For more information about funding for Operation Iraqi Freedom, see Congressional Budget Office, *Estimated Costs of U.S. Operations in Iraq Under Two Specified Scenarios* (July 13, 2006).

c. Includes Operation Enduring Freedom (involving operations in and around Afghanistan), Operation Noble Eagle (for homeland security missions, such as combat air patrols, in the United States), the restructuring of Army and Marine Corps units, classified activities other than those funded by appropriations for the Iraq Freedom Fund, and other operations. (For fiscal years 2005 through 2007, funding for Operation Noble Eagle has been intermingled with regular appropriations for the Department of Defense; that funding is not included in this table because it cannot be identified separately.)

d. Funding for indigenous security forces, which was appropriated in accounts for diplomatic operations and foreign aid (budget function 150) in 2004 and in accounts for defense (budget function 050) since 2005, is used to train and equip local military and police units in Iraq and Afghanistan.

**INFLATION<sup>105</sup>**

Time	Inflation
2003	36%
2004	32%
2005	20%
2006	50%

**NOTE ON INFLATION:** According to the U.S. Department of Defense's quarterly report on Iraq for March 2007, fuel shortages contributed to the increase in inflation for 2006. A liter of petrol jumped from 50 dinars per liter to 400 dinars from the end of 2005 to early 2007.

### OTHER ECONOMIC INDICATORS

Foreign banks granted licenses that have started operations in Iraq <sup>106</sup>	0
Percent of Iraq's export earnings from oil <sup>107</sup>	98% (~ \$21 billion)
Oil Export Peak <sup>108</sup>	April 2004, 1.8 million barrels per day (2005 average is 1.4 million bpd)
Cost of Imported Gasoline <sup>109</sup>	30-35 cents per liter
Domestic Price of Gasoline	1.5 cents per liter

### TRAINED JUDGES<sup>110</sup>

Time	Number of trained judges
May 2003	0
June 2004	175
May 2005	351
October	351
May 2006	<800
August	740
November	800
January 2007	870

**NOTE ON TRAINED JUDGES CHART:** As of October 2005, all provincial courts are operational and there exist 99 trained judicial investigators. 135 of 869 judges were removed because of substantial evidence of corruption or Ba'ath Party affiliation.<sup>111</sup> The estimated need for is for 1,500 judges according to the US Department of Justice.<sup>112</sup>

### TELEPHONE SUBSCRIBERS<sup>113</sup>

Time	Telephone subscribers
Estimated prewar level	833,000
September	600,000
December	600,000
January 2004	600,000
February	900,000
March	984,225
April	1,095,000
May	1,220,000
June	1,200,000
July	N/A
August	1,463,148
September	1,579,457
October	1,753,000
November	2,135,000
December	2,152,000
January 2005	2,449,139
February	2,569,110
March	2,982,115
April	3,172,771
May	~3,450,000
June	3,801,822
July	~4,100,000
August	4,590,398
March 2006	6,836,854
April	~7,400,000
August	~8,100,000
September	~8,200,000
October	~8,200,000
November	~8,500,000
December	~9,800,000
January 2007	~9,800,000
April	~9,830,000
Previous goal (Jan. 2004)	1,100,000

**NOTE ON TELEPHONE SUBSCRIBERS TABLE:** The estimated pre-war level represents only land telephone lines, as Iraq had no nationwide cellular network. Post-war data includes landlines and cellular subscribers. Since landline subscribers have held fairly steady at 800,000-1,000,000 since July 2004, cellular subscribers make up the overwhelming majority of post-war telephone subscribers.

**INTERNET SUBSCRIBERS<sup>114</sup>**

Time	Internet subscribers (does not include unregulated users of Internet cafes)
Estimated prewar level	4,500
September 2003	4,900
January-April 2004	N/A
May	54,000
June	59,000
July	73,000
August	87,000
September	95,000
October	102,978
November	110,000
January 2005	124,293
March	147,076
April 2006	208,000
August	197,310
November	194,420
January 2007	230,000
April	261,000

**MEDIA<sup>115</sup>**

Time	Commercial TV stations	Commercial radio stations	Independent newspapers and magazines
Prewar	0	0	0
May 2003	0	0	8
June 2004	13	74	150
January 2005	10	51	100
March	N/A	N/A	200
April	24	80	170
May	23	80	170
July	29	N/A	170
September	44	72	Over 100
December	44	91	294
March 2006	54	114	268

**DOCTORS IN IRAQ<sup>116</sup>**

Iraqi Physicians Registered Before the 2003 Invasion	34,000
Iraqi Physicians Who Have Left Iraq Since the 2003 Invasion	12,000 (estimate)
Iraqi Physicians Murdered Since 2003 Invasion	2,000
Iraqi Physicians Kidnapped	250
Average Salary of an Iraqi Physician	7.5 million Iraqi dinars per year (or ~\$5,100 per year)
Annual Graduates from Iraqi Medical Schools	2,250
Percentage of Above That Will Work Outside of Iraq	20%

NOTE: Numbers are estimates.

**NUMBER OF REGISTERED CARS<sup>117</sup>**

Pre-War	1.5 million
October 2005	3.1 million

**CURRENT WATER PROJECTS OUTPUTS VS. CPA GOALS<sup>118</sup>**

<b>Output Metric</b>	<b>Pre-War Level (2003)</b>	<b>Stated Goal by CPA (2003)</b>	<b>Status as of 3/21/2006</b>	<b>Anticipated End-State</b>
<b>Water</b> – People with Potable Water Availability	12.9 Million	23.4 Million	9.7 Million 4.2 Million added*	13.9 Million 8.4 Million added
<b>Sewerage</b> – People with Sewerage System Coverage	6.2 Million	2.5 Million	5.6 Million 5.1 Million added*	5.8 Million 5.3 Million added
<b>Water Treatment Capacity</b>	3 Million m <sup>3</sup> /day	10 Million m <sup>3</sup> /day	1.3 Million m <sup>3</sup> /day	2.5 Million m <sup>3</sup> /day

**NOTES ON CURRENT WATER PROJECTS TABLE:** Outputs include total added since war and include IRRF and other funding streams.

**EDUCATION INDICATORS - ENROLLMENT<sup>119</sup>**

<b>Number of Children Enrolled in Primary Schools Nationwide</b>	<b>2002: 3.5 million</b>
	<b>2005: 3.7 million (5.7% increase)</b>
<b>Number of Children Enrolled in Middle Schools and High Schools Nationwide</b>	<b>2002: 1.1 million</b>
	<b>2005: 1.4 million (27% increase)</b>
<b>Percent of High School aged Iraqis Enrolled in School in 2003</b>	<b>33%</b>
<b>Percent of High School aged Iraqi BOYS enrolled in 2004</b>	<b>50%</b>
<b>Percent of High School aged Iraqi GIRLS enrolled in 2004</b>	<b>35%</b>

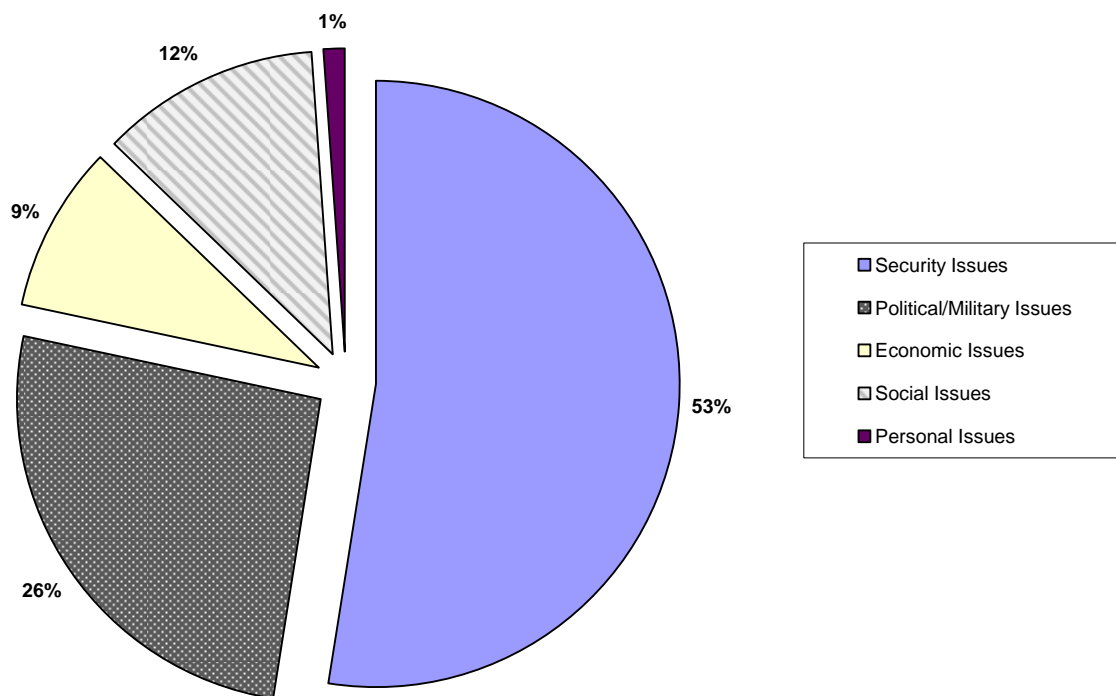
**NOTE ON EDUCATION INDICATORS:** Education numbers do not include the Kurdish regions, which are administratively separate. Iraq's population increased to 26 million (8% increase) from 2002 to 2005. Sabrina Tavernise, "Amid Iraqi Chaos, Schools Fill After Long Decline," *New York Times*, June 26, 2006.

# POLLING/POLITICS

## *IRAQ: WHERE THINGS STAND 2007<sup>120</sup>*

*Conducted by D3 Systems for the BBC, ABC News, ARD German TV and USA Today  
(2,212 Iraqi adults from throughout the country were interviewed)*

**QUESTION: WHAT IN YOUR OPINION IS THE SINGLE BIGGEST PROBLEM FACING IRAQ AS A WHOLE?**

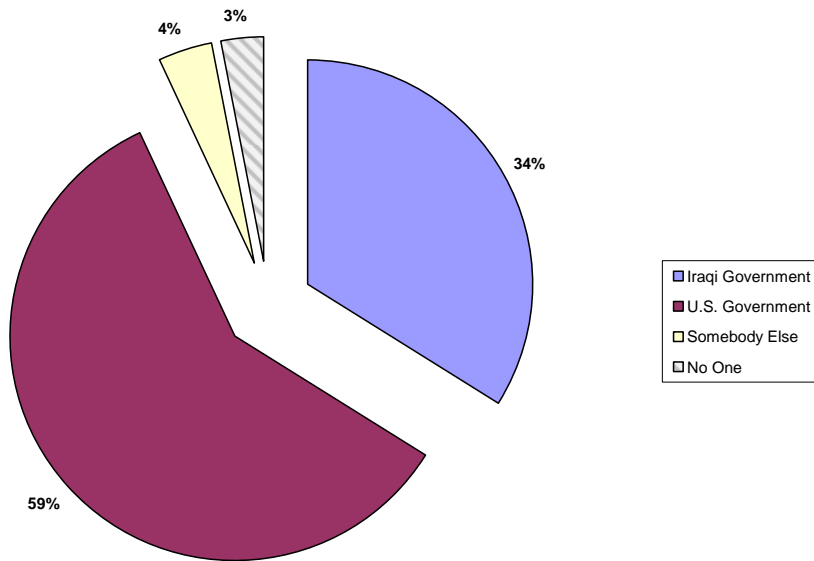


**QUESTION: HOW WOULD YOU SAY THINGS ARE GOING IN IRAQ OVERALL THESE DAYS?**

	Very Good	Quite Good	Quite Bad	Very Bad
<b>OVERALL</b>	4%	31%	35%	31%
<b>Detail:</b>				
<b>Shia</b>	4%	46%	32%	18%
<b>Sunni</b>	1%	4%	40%	55%
<b>Kurd</b>	11%	46%	30%	13%



**QUESTION: WHO DO YOU THINK CURRENTLY CONTROLS THINGS IN IRAQ?**



**DETAIL OF RESPONSES TO ABOVE GRAPH**

	<b>Iraqi Government</b>	<b>United States</b>	<b>Someone else</b>	<b>No one</b>
<b>Shia</b>	<b>50%</b>	<b>44%</b>	<b>3%</b>	<b>2%</b>
<b>Sunni</b>	<b>7%</b>	<b>88%</b>	<b>2%</b>	<b>3%</b>
<b>Kurdish</b>	<b>49%</b>	<b>42%</b>	<b>7%</b>	<b>2%</b>

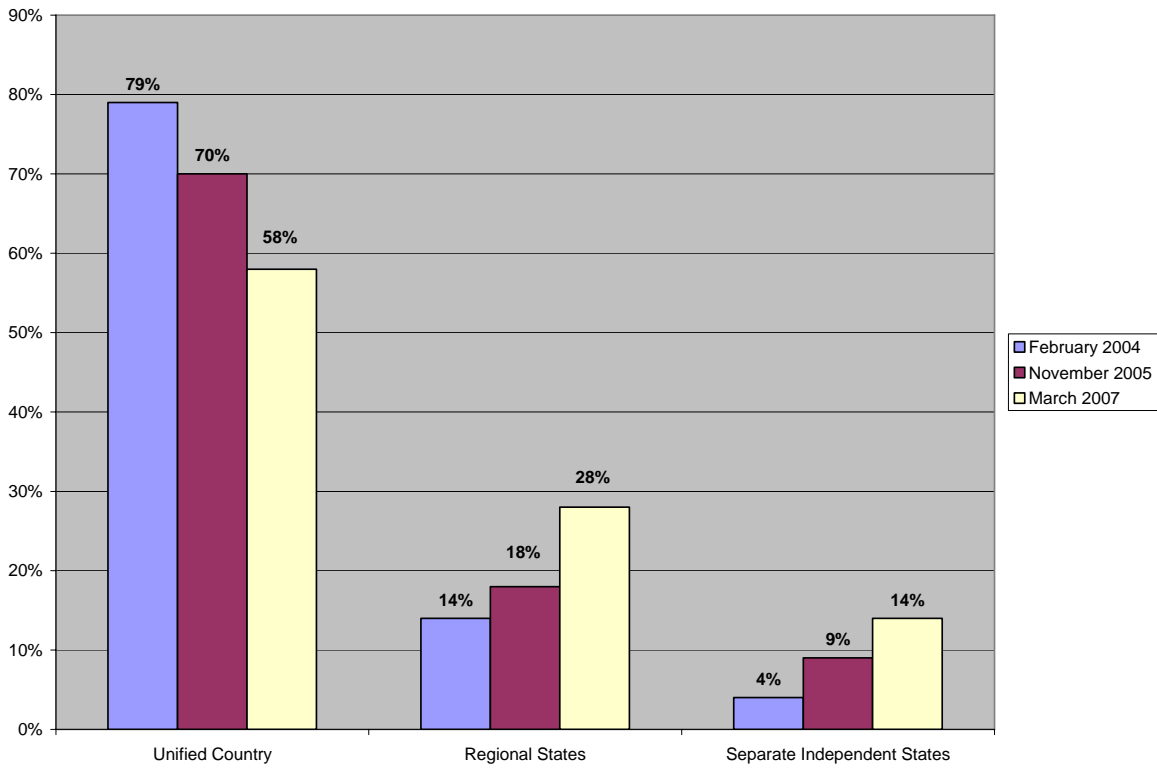
**SUPPORT FOR THE PRESENCE OF COALITION FORCES IN IRAQ**

	<b>Strongly/Somewhat Support</b>	<b>Strongly/Somewhat Oppose</b>
<b>OVERALL</b>	<b>22%</b>	<b>78%</b>
<b>DETAIL:</b>		
<b>Shia</b>	<b>17%</b>	<b>83%</b>
<b>Sunni</b>	<b>3%</b>	<b>97%</b>
<b>Kurdish</b>	<b>75%</b>	<b>25%</b>
<b>NOVEMBER 2005</b>	<b>32%</b>	<b>65%</b>
<b>FEBRUARY 2004</b>	<b>39%</b>	<b>51%</b>

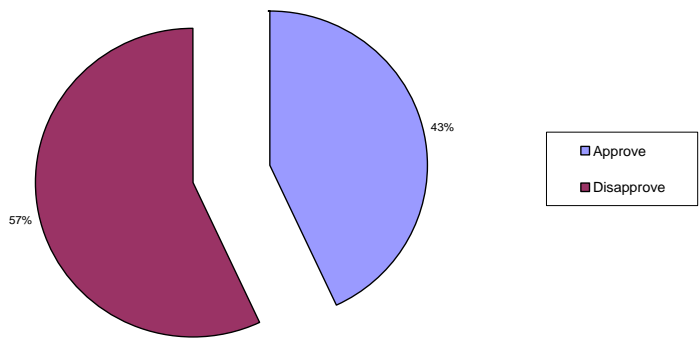
**QUESTION TO IRAQIS: DO YOU THINK YOUR CHILDREN WILL HAVE A BETTER LIFE THAN YOU, WORSE, OR ABOUT THE SAME?**

	<b>Better</b>	<b>Worse</b>	<b>Same</b>
<b>OVERALL</b>	<b>42%</b>	<b>37%</b>	<b>21%</b>
<b>DETAIL:</b>			
<b>Shia</b>	<b>66%</b>	<b>17%</b>	<b>17%</b>
<b>Sunni</b>	<b>6%</b>	<b>71%</b>	<b>22%</b>
<b>Kurd</b>	<b>50%</b>	<b>22%</b>	<b>27%</b>

**QUESTION: WHICH OF THE FOLLOWING STRUCTURES DO YOU THINK IRAQ SHOULD HAVE IN THE FUTURE?**



**QUESTION: DO YOU APPROVE OR DISAPPROVE OF THE WAY PRIME MINISTER NOURI AL-MALIKI IS HANDLING HIS JOB?**

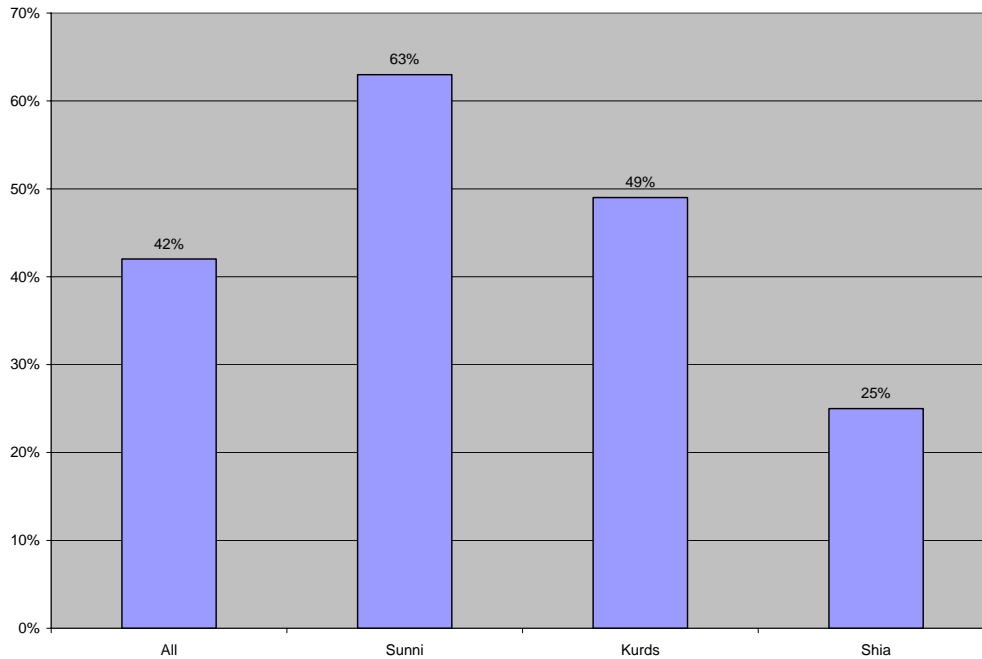


**DETAIL OF QUESTION: DO YOU APPROVE OR DISAPPROVE OF THE WAY PRIME MINISTER NOURI AL-MALIKI IS HANDLING HIS JOB?**

	Approve	Disapprove
<b>Shia</b>	<b>67%</b>	<b>33%</b>
<b>Sunni</b>	<b>3%</b>	<b>96%</b>
<b>Kurd</b>	<b>60%</b>	<b>40%</b>

**QUESTION: IS IRAQ IN A CIVIL WAR?**

**% Responding “Yes”**



**QUESTION: DO YOU THINK THE MEMBERS OF THE NATIONAL ASSMEBLY ARE WILLING OR NOT WILLING TO MAKE NECESSARY COMPROMISES TO BRING PEACE AND SECURITY TO THE COUNTRY?**

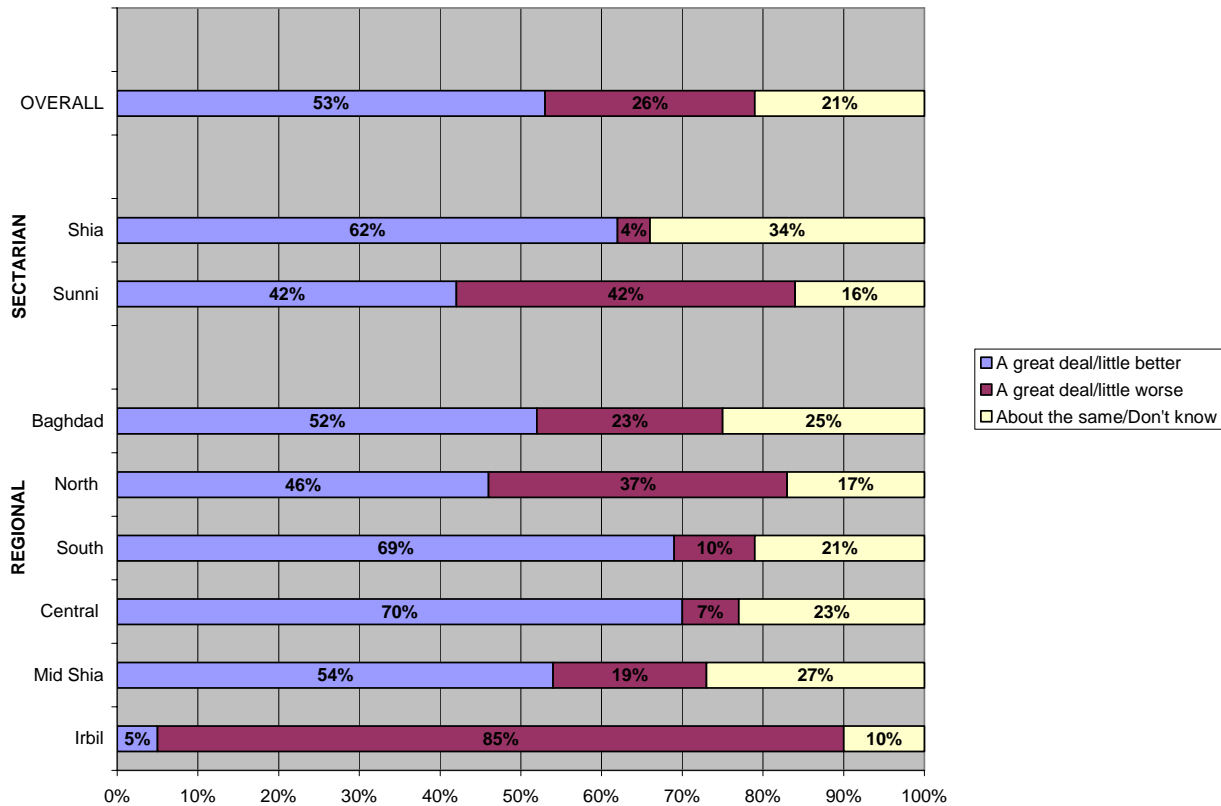
	Willing	Not Willing
<b>OVERALL</b>	<b>41%</b>	<b>58%</b>
<b>DETAIL:</b>		
Shia	57%	42%
Sunni	9%	90%
Kurd	61%	36%

**QUESTION: WHAT IS YOUR EXPECTATION FOR HOW THINGS WILL BE FOR IRAQ A YEAR FROM NOW?**

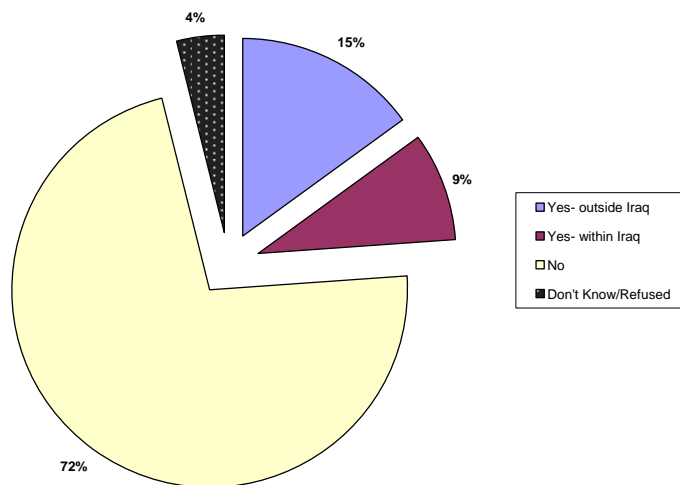
	Much/Somewhat Better	Much/Somewhat Worse
<b>OVERALL</b>	<b>40%</b>	<b>34%</b>
<b>DETAIL:</b>		
Shia	61%	16%
Sunni	5%	67%
Kurdish	53%	13%
<b>NOVEMBER 2005</b>	<b>69%</b>	<b>11%</b>

**PUBLIC ATTITUDES IN IRAQ: FOUR YEAR ANNIVERSARY OF INVASION<sup>121</sup>**  
 Conducted by Opinion Research Business; MARCH 2007

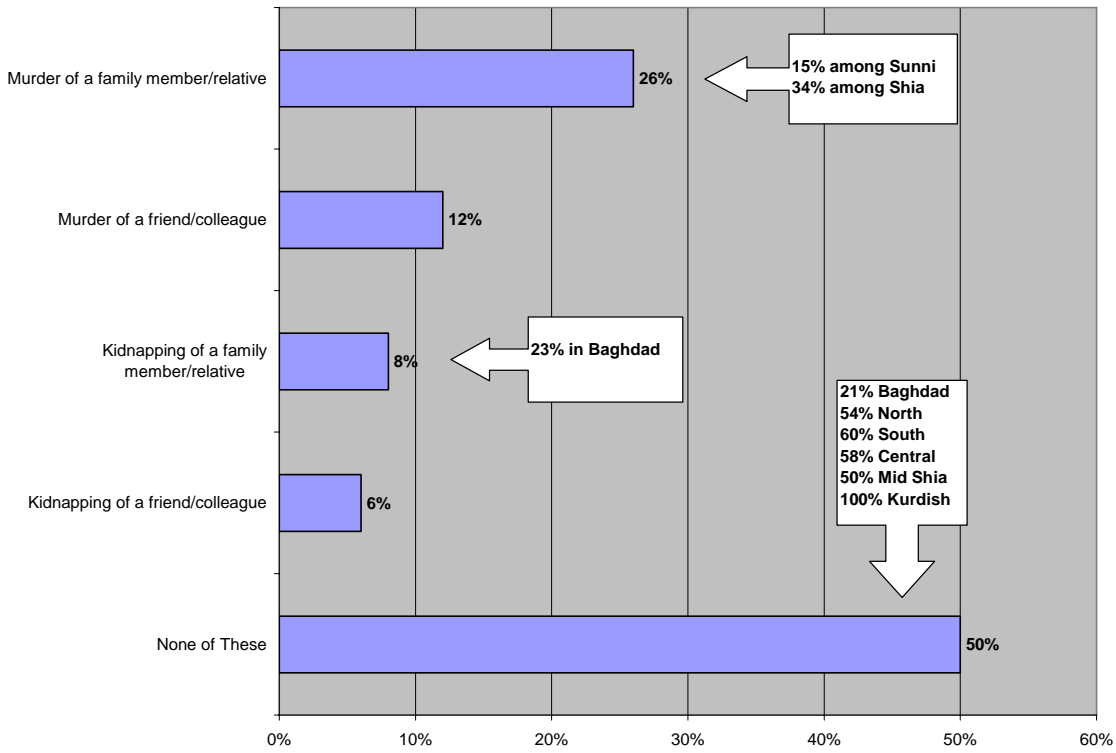
**QUESTION: DO YOU BELIEVE THE SECURITY SITUATION IN IRAQ WILL GET BETTER OR WORSE IN THE IMMEDIATE WEEKS FOLLOWING A WITHDRAWAL OF MULTI-NATIONAL FORCES? (N = 5,019)**



**QUESTION: DO YOU HAVE MEMBERS OF YOUR FAMILY THAT HAVE MOVED AWAY FROM THEIR HOME OVER THE PREVIOUS FOUR YEARS AS A RESULT OF THE SECURITY SITUATION? (N = 5,019)**

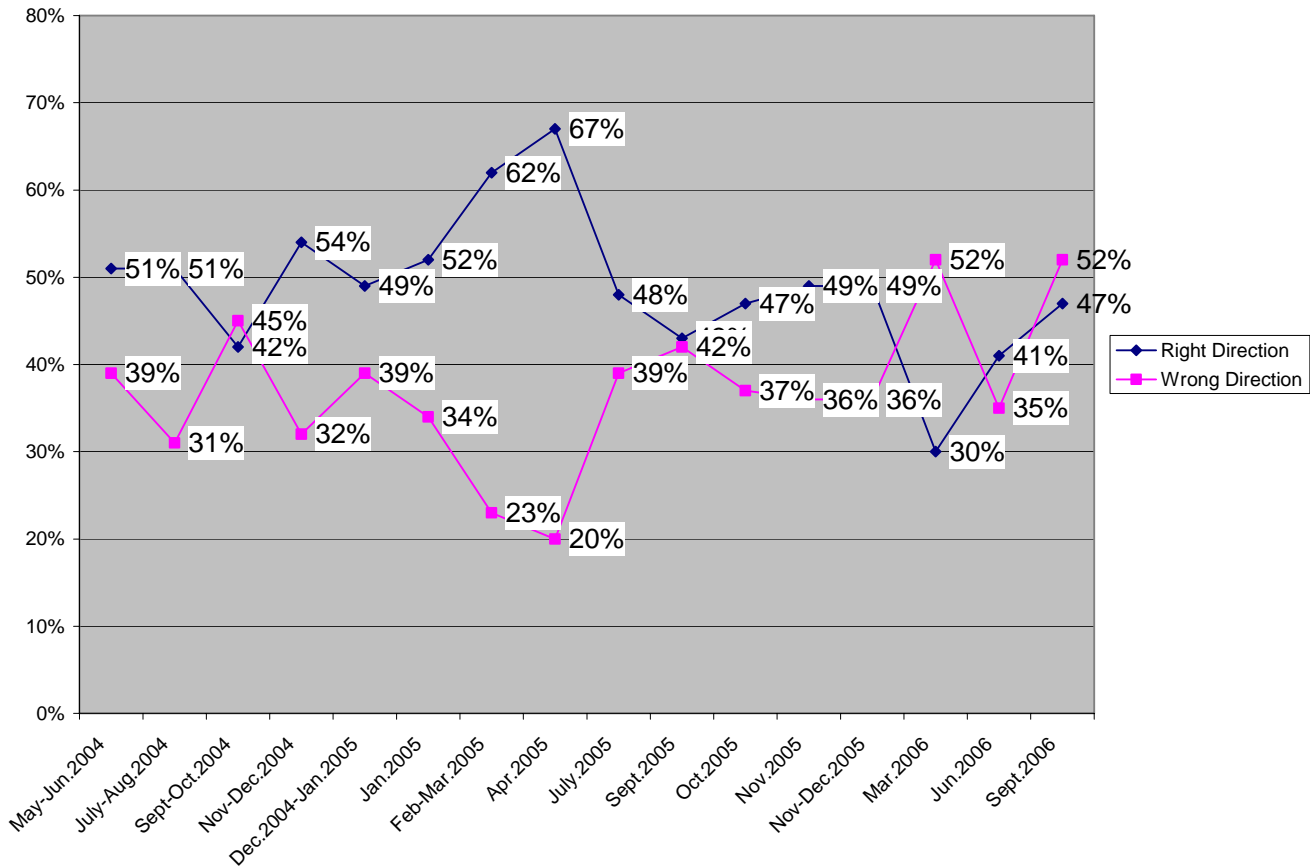


**QUESTION: WHICH OF THE FOLLOWING HAVE YOU PERSONALLY EXPERIENCED OR WITNESSED OVER THE PREVIOUS THREE YEARS? (N = 5,019)**



**SEPTEMBER 27, 2006: WORLD PUBLIC OPINION.ORG  
PROGRAM ON INTERNATIONAL POLICY ATTITUDES (PIPA)  
THE IRAQI PUBLIC ON THE US PRESENCE AND THE FUTURE OF IRAQ<sup>122</sup>**

**TRENDS FOR QUESTION: DO YOU THINK IRAQ TODAY IS GENERALLY HEADING IN THE RIGHT OR WRONG DIRECTION? (MAY 2004 – SEPTEMBER 2006)**



**APPROVAL OF ATTACKS ON US-LED FORCES**

	January 2006	September 2006
<b>Overall</b>	<b>47%</b>	<b>61%</b>
<b>Shia</b>	<b>41%</b>	<b>62%</b>
<b>Sunni</b>	<b>88%</b>	<b>92%</b>
<b>Kurd</b>	<b>16%</b>	<b>15%</b>

**QUESTION TO IRAQIS: PLEASE TELL ME HOW MUCH CONFIDENCE YOU HAVE IN THOSE FORCES TO PROTECT YOUR SECURITY**

Force	Some / A Lot of Confidence	None / Little Confidence
<b>Police</b>	<b>71%</b>	<b>30%</b>
<b>Iraqi Army</b>	<b>64%</b>	<b>37%</b>
<b>Iraqi Interior Ministry</b>	<b>62%</b>	<b>38%</b>

**QUESTION TO IRAQIS: HOW LIKELY DO YOU THINK IT IS THAT 5 YEARS FROM NOW IRAQ WILL STILL BE A SINGLE STATE?**

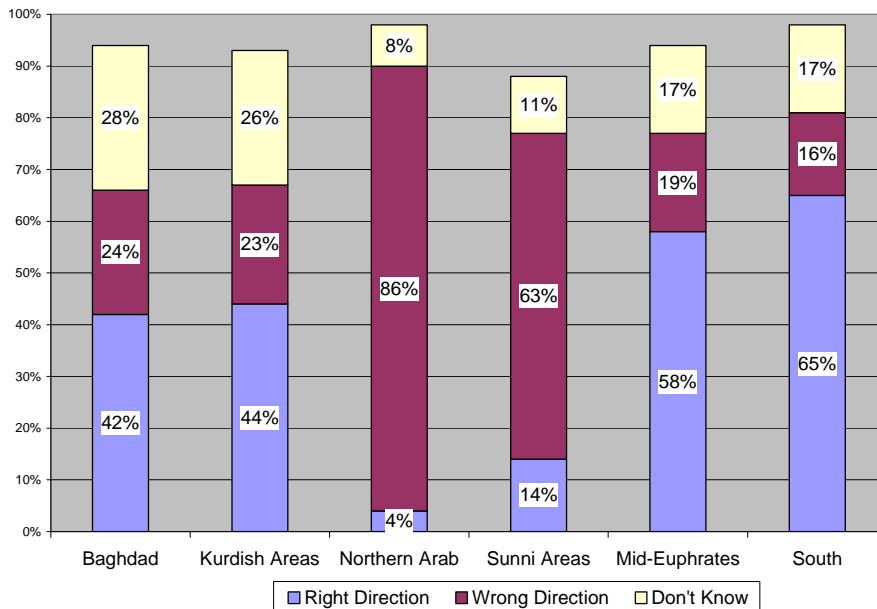
<b>Very / Somewhat Likely</b>	
<b>Overall</b>	<b>72%</b>
<b>Shia</b>	<b>80%</b>
<b>Sunni</b>	<b>56%</b>
<b>Kurd</b>	<b>65%</b>
<b>Not Very / Not At All Likely</b>	
<b>Overall</b>	<b>28%</b>
<b>Shia</b>	<b>19%</b>
<b>Sunni</b>	<b>45%</b>
<b>Kurd</b>	<b>25%</b>

**QUESTION TO IRAQIS: WOULD YOU PREFER TO HAVE A STRONG GOVERNMENT THAT WOULD GET RID OF ALL MILITIAS OR DO YOU THINK IT WOULD BE BETTER TO CONTINUE TO HAVE MILITIAS TO PROTECT YOUR SECURITY?**

<b>Strong Government That Would Get Rid of Militias</b>	
<b>Overall</b>	<b>77%</b>
<b>Shia</b>	<b>65%</b>
<b>Sunni</b>	<b>100%</b>
<b>Kurd</b>	<b>82%</b>
<b>Continue To Have Militias</b>	
<b>Overall</b>	<b>21%</b>
<b>Shia</b>	<b>33%</b>
<b>Sunni</b>	<b>*</b>
<b>Kurd</b>	<b>15%</b>

*JUNE 14-24, 2006: INTERNATIONAL REPUBLICAN INSTITUTE<sup>123</sup>*

**REGIONAL BREAKDOWN FOR QUESTION: DO YOU FEEL THAT IRAQ IS GENERALLY HEADING IN THE RIGHT DIRECTION OR THE WRONG DIRECTION?**



**QUESTION TO IRAQIS: WHY DO YOU FEEL THAT IRAQ IS GENERALLY HEADING IN THE RIGHT DIRECTION OR THE WRONG DIRECTION?**

**Right Direction**

Elected national government	31%
Freedom and democracy	21%
Getting rid of former regime	13%
Elections	12%
Having a constitution	7%

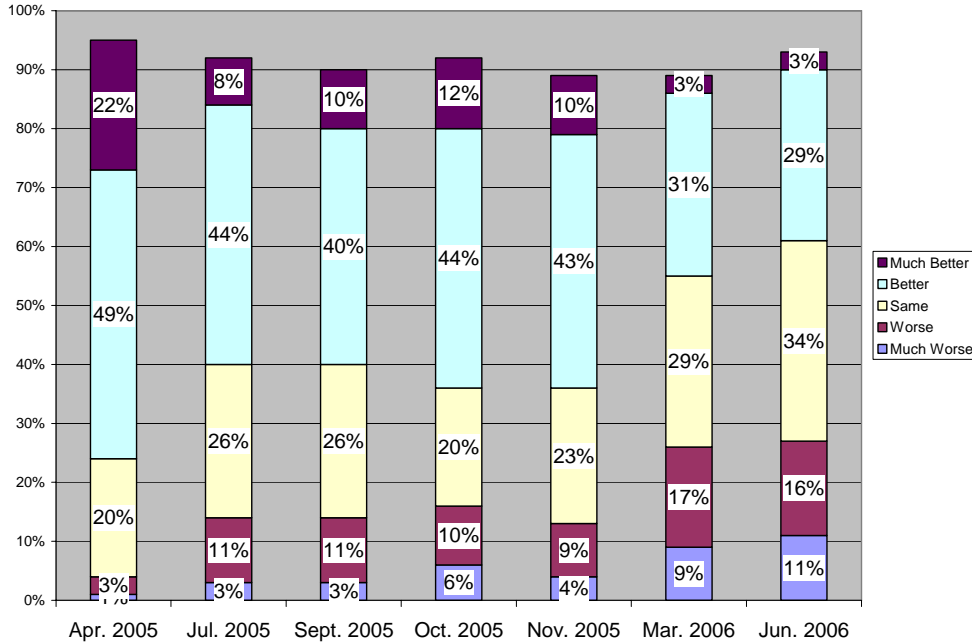
N = 1168

**Wrong Direction**

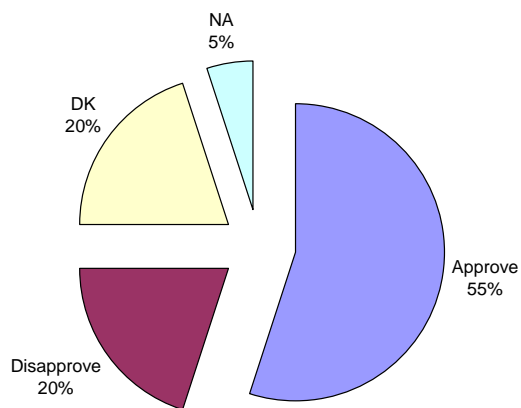
Bad security situation	34%
Presence of occupation	32%
Sectarian conflict	7%
Inactive government	7%
General instability	6%

N = 968

**TRENDS FOR QUESTION: THINKING ABOUT THE FUTURE, DO YOU FEEL THAT THINGS WILL BE BETTER, THE SAME OR WORSE IN SIX MONTHS?**

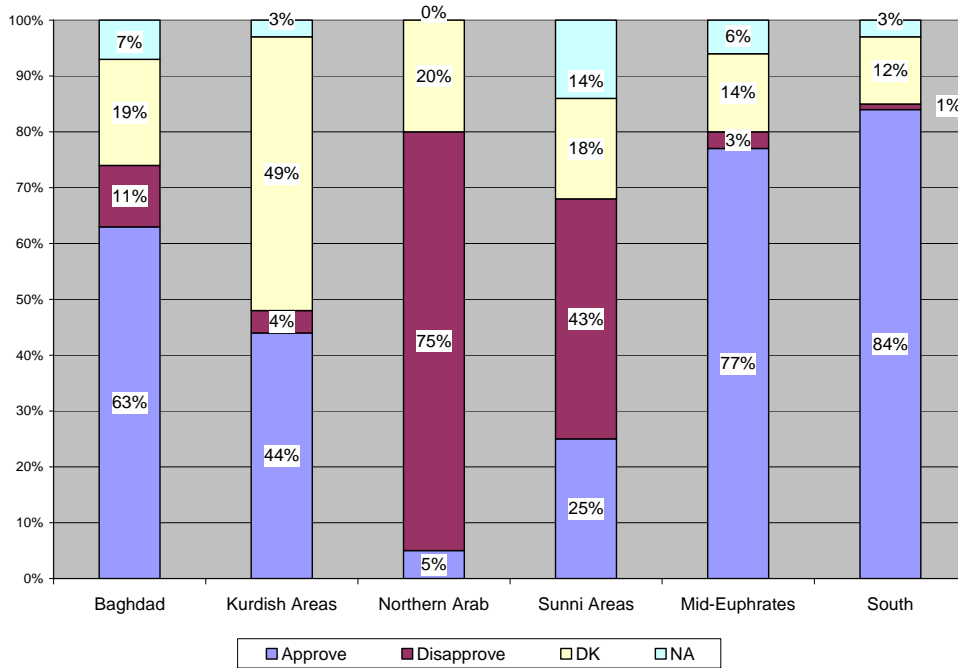


**QUESTION TO IRAQIS: DO YOU APPROVE OR DISAPPROVE OF THE WAY PRIME MINISTER NOURI AL-MALIKI IS HANDLING HIS JOB?**

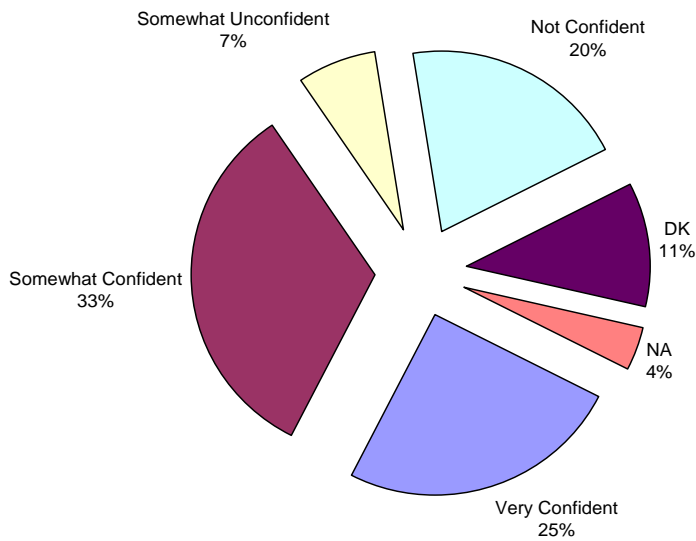




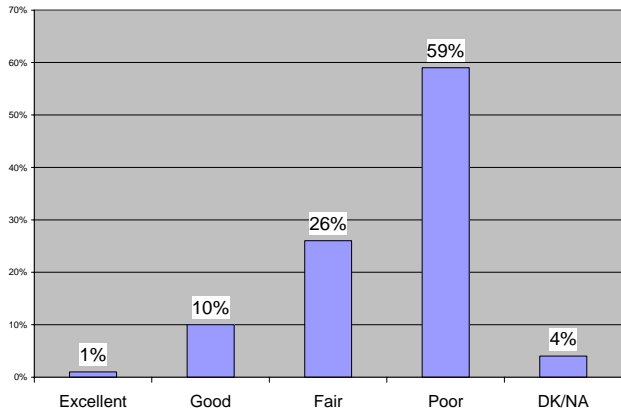
**REGIONAL BREAKDOWN FOR QUESTION: DO YOU APPROVE OR DISAPPROVE OF THE WAY PRIME MINISTER NOURI AL-MALIKI IS HANDLING HIS JOB?**



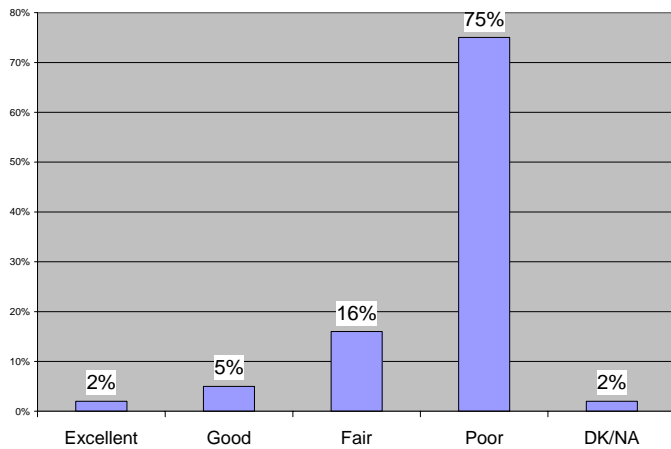
**QUESTION TO IRAQIS: WHAT LEVEL OF OVERALL CONFIDENCE DO YOU HAVE IN THE GOVERNMENT ANNOUNCED BY PRIME MINISTER NOURI AL-MALIKI**



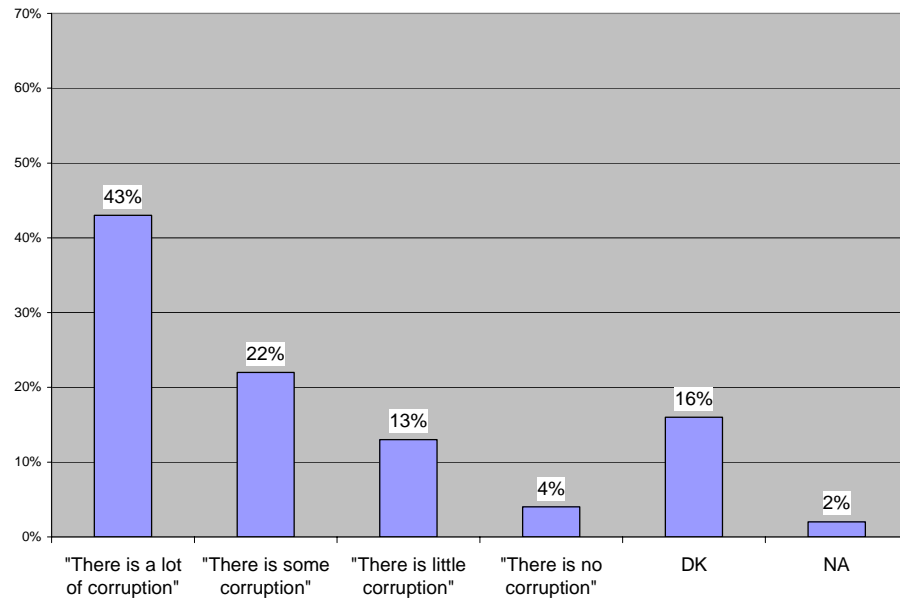
**QUESTION TO IRAQIS: HOW WOULD YOU RATE THE ECONOMIC CONDITIONS IN IRAQ TODAY?**



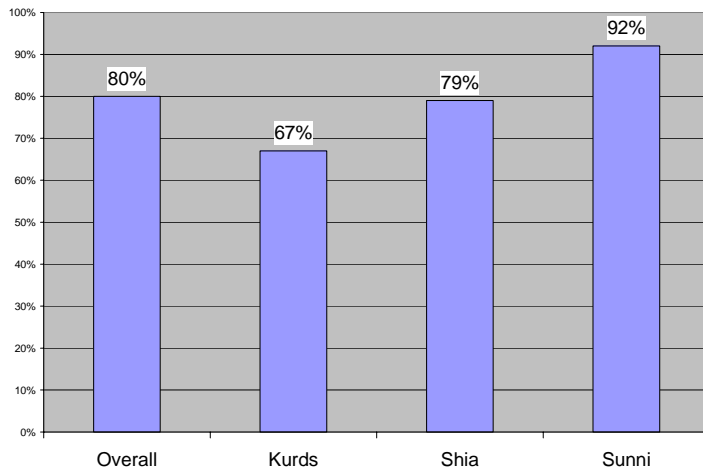
**QUESTION TO IRAQIS: HOW WOULD YOU RATE SECURITY CONDITIONS IN IRAQ TODAY?**



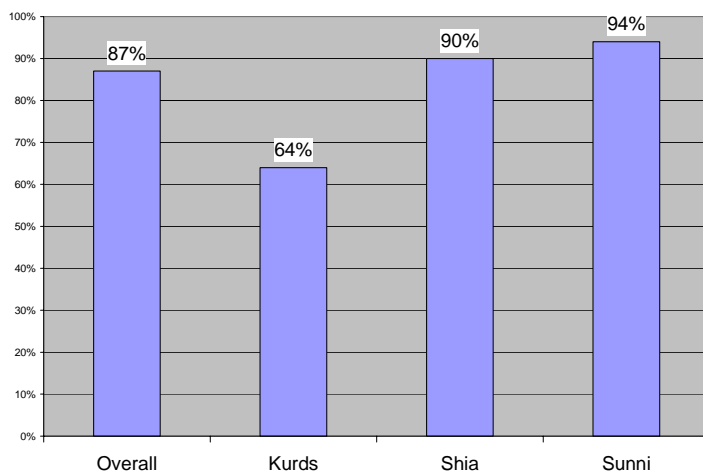
**QUESTION TO IRAQIS: IN YOUR OPINION, WHICH STATEMENT BEST DESCRIBES THE LEVEL OF CORRUPTION IN IRAQI POLITICS AND GOVERNMENT TODAY?**



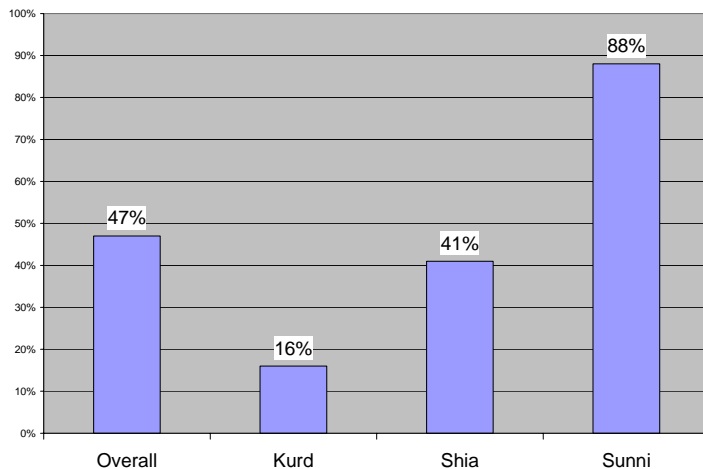
**QUESTION TO IRAQIS: DO YOU THINK THE US GOVERNMENT PLANS TO HAVE PERMANENT MILITARY BASES IN IRAQ OR TO REMOVE ALL ITS MILITARY ONCE IRAQ IS STABILIZED? (cht shows those who feel the US plans permanent bases).**



**QUESTION TO IRAQIS: DO YOU APPROVE THE GOVERNMENT ENDORSING A TIMELINE FOR US WITHDRAWAL? (chart shows those answering yes).**



**QUESTION TO IRAQIS: DO YOU APPROVE OR DISAPPROVE (STRONGLY OR SOMEWHAT) OF ATTACKS ON US-LED FORCES IN IRAQ? (chart shows those who approve).**



- <sup>1</sup> Tom Vanden Brook, “‘Surge’ Needs Up To 7,000 More Troops”, *USA Today*, March 2, 2007. Gen. David Petraeus, Press Briefing from Baghdad, March 8, 2007. Accessible at: [http://www.mnf-iraq.com/index.php?option=com\\_content&task=view&id=10475&Itemid=131](http://www.mnf-iraq.com/index.php?option=com_content&task=view&id=10475&Itemid=131) Peter Baker, “Additional Troop Increase Approved”, *Washington Post*, March 11, 2007. Ann Scott Tyson and Josh White, “Additional Support Troops Join Buildup In Iraq”, *Washington Post*, March 17, 2007.
- <sup>2</sup> Gen. William B. Caldwell IV, Press Briefing from Iraq, February 21, 2007. Accessible at: [http://www.mnf-iraq.com/index.php?option=com\\_content&task=view&id=10125&Itemid=131](http://www.mnf-iraq.com/index.php?option=com_content&task=view&id=10125&Itemid=131). Joshua Partlow, “Iraqi Troops, Tribesmen Kill 50 Suspected Insurgents”, *Washington Post*, March 1, 2007. Gen. William B. Caldwell IV, Press briefing from Iraq, April 4, 2007. Adm. Mark Fox, Press Briefing from Iraq, May 2, 2007.
- <sup>3</sup> Alissa J. Rubin and Edward Wong, “Patterns Of War Shift Amid U.S. Force Buildup”, *New York Times*, April 9, 2007.
- <sup>4</sup> David M. Satterfield, Coordinator for Iraq, U.S. Department of State, Testimony before the Senate Homeland Security and Governmental Affairs Committee, March 22, 2007. Jim Garamone, “Reconstruction Teams Help Accelerate Progress in Iraq”, *US Fed News*, April 20, 2007. Yochi J. Dreazen, “New Rebuilding Plan In Iraq Ignites Debate About Tactics”, *Wall Street Journal*, April 19, 2007.
- <sup>5</sup> Gen. Raymond Odierno, “The Situation Room” program, *CNN*, February 28, 2007. Gerry J. Gilmore, “Baghdad security efforts seem to yield results”, *Armed Forces Press Service*, March 8, 2007. Gen. David Petraeus, Press Briefing from Baghdad, March 8, 2007.
- <sup>6</sup> Monthly figures from January 2005 and onwards from Iraq Coalition Casualty Count, ([www.icasualties.org/oif/IraqiDeaths.aspx](http://www.icasualties.org/oif/IraqiDeaths.aspx)).
- <sup>7</sup> GAO-07-677, “Rebuilding Iraqi: Integrated Strategic Plan Needed to Help Restore Iraq’s Oil and Electricity Sectors”, General Accounting Office, May 2007, page 34.
- <sup>8</sup> Richard Mauer, “Iraq Tally: Bombs Up, Fewer Dead”, *Miami Herald*, March 1, 2007. Rear Adm. Mark Fox, Press Briefing from Iraq, February 28, 2007. Accessible at: [http://www.mnf-iraq.com/index.php?option=com\\_content&task=view&id=10271&Itemid=131](http://www.mnf-iraq.com/index.php?option=com_content&task=view&id=10271&Itemid=131)
- <sup>9</sup> Gen. William B. Caldwell IV, Press Briefing from Iraq, February 14 and February 21, 2007. Richard Mauer, “Iraq Tally: Bombs Up, Fewer Dead”, *Miami Herald*, March 1, 2007. Jay Deshmukh, “Shiites mourn slaying of pilgrims in Baghdad”, *Agence France Presse*, March 12, 2007. Gen. William B. Caldwell IV, Press Briefing from Iraq, March 14, 2007. Rear Admiral Mark Fox, Press Conference from Iraq, April 1, 2007.
- <sup>10</sup> “Civilian deaths down in Baghdad but up elsewhere since start of security operation”, *Associated Press Worldstream*, April 14, 2007.
- <sup>11</sup> For references to each multiple fatality bombing, please see endnote number 32.
- <sup>12</sup> For references to each multiple fatality bombing, please see endnote number 32.
- <sup>13</sup> For references to each multiple fatality bombing, please see endnote number 32.
- <sup>14</sup> Gen. David Petraeus, Press Briefing from the Pentagon, April 26, 2007. Available at: <http://www.defenselink.mil/transcripts/transcript.aspx?transcriptid=3951>
- <sup>15</sup> Secretary of Defense Robert Gates and Gen. Peter Pace, Press Briefing from the Pentagon, May 24, 2007. Available at: <http://www.defenselink.mil/transcripts/transcript.aspx?transcriptid=3969>
- <sup>16</sup> UN Assistance Mission for Iraq, “Human Rights Report: 1 November-31 December 2006”, January 16, 2007. Gen. William B. Caldwell IV, Press Briefing from Iraq, April 11, 2007. Gen. David Petraeus, Press Briefing, April 26, 2007. Available at: <http://www.defenselink.mil/transcripts/transcript.aspx?transcriptid=3951>
- <sup>17</sup> Gen. Benjamin Mixon, Press briefing from Iraq, March 9, 2007. Accessible at: <http://www.defenselink.mil/transcripts/transcript.aspx?transcriptid=3901> Lauren Frayer, “700 more U.S. soldiers arrive in troubled Diyala province”, *Associated Press Worldstream*, March 13, 2007. Joshua Partlow, “U.S. Bolstering Force in Deadly Diyala: Violence Against Troops Has Risen Sharply”, *Washington Post*, April 16, 2007. Joshua Partlow, “Troops In Diyala Face A Skilled, Flexible Foe”, *Washington Post*, April 22, 2007. Kirk Semple, “Uneasy Alliance is Taming One Insurgent Bastion”, *New York Times*, April 29, 2007.
- <sup>18</sup> Gen. William B. Caldwell IV and Major Marty Weber, Press Briefing from Iraq, April 11, 2007. Accessible at [www.mnf-iraq.com](http://www.mnf-iraq.com)
- <sup>19</sup> Fareed Zakaria, “What the Warriors Cannot Do; It’s Time to Call Iraq’s Leaders To Account”, *Newsweek*, April 2, 2007. Ben Lando, “Analysis: Unions could sway Iraq oil law”, *UPI Energy*, March 28, 2007. Qassim Abdul-Zahra, “Iraq’s top Shiite cleric said to oppose measure on returning Baathists”, *Associated Press Worldstream*, April 1, 2007. Sameer N. Yacoub, “Sunni sheiks in Anbar to form new national party to oppose al-Qaida”, *Associated Press Worldstream*, April 20, 2007. Howard LaFranchi, “Iraqi lawmakers Argue for Caution in Shaping Oil Law”, *Christian Science Monitor*, May 18, 2007.
- <sup>20</sup> Edward Wong, “Shiite Cleric Has Six Quit Cabinet In Iraq Shake-Up”, *New York Times*, April 16, 2007
- <sup>21</sup> Fatality numbers from January 1, 2005 and onwards are reported as documented daily from “Operation Iraqi Freedom U.S. Casualty Status,” *Department of Defense*. ([www.defenselink.mil/news/casualty.pdf](http://www.defenselink.mil/news/casualty.pdf)).
- <sup>22</sup> Iraq Coalition Casualty Count, ([icasualties.org/oif/stats.aspx](http://icasualties.org/oif/stats.aspx)).
- <sup>23</sup> Hostile losses were as follows: 3/03 (8 killed); 4/03 (2); 11/03 (39); 1/04 (10); 4/04 (2); 5/05 (2); 6/05 (2); 11/05 (2); 1/06 (4); 4/06 (2); 5/06 (2) total: 75. Non-hostile losses were as follows: 4/03 (6); 5/03 (7); 9/03 (1); 1/04 (4); 2/04 (2); 8/04 (2); 10/04 (2); 12/04 (2); 1/05 (33); 12/05 (2); 1/06 (9); 5/06 (2); 8/06 (2); 11/06 (2); 12/06 (5); 1/07 (14); 2/07 (9), total: 103.
- <sup>24</sup> The total number of deaths as listed here may vary slightly from the Total Fatalities listed under “US Troop Fatalities Since March 19, 2003” because the two charts use data from different sources. Any discrepancy is likely to be a result of a difference in the cut-off time until which data was included each day and at the end of the month.
- <sup>25</sup> Military Casualty Information, Statistical Information and Analysis Division, *Department of Defense*, (<http://siadapp.dior.whs.mil/personnel/CASUALTY/oif-deaths-total.pdf>).
- <sup>26</sup> Casualties update daily from “Operation Iraqi Freedom U.S. Casualty Status,” *Department of Defense*, ([www.defenselink.mil/news/](http://www.defenselink.mil/news/)).
- <sup>27</sup> “Details of British Casualties,” *British Ministry of Defense*, ([www.operations.mod.uk/telic/casualties.htm](http://www.operations.mod.uk/telic/casualties.htm)).
- <sup>28</sup> Iraq Coalition Casualty Count, ([icasualties.org/oif/](http://icasualties.org/oif/)).
- <sup>29</sup> *Ibid*.
- <sup>30</sup> Rick Jervis, “Pace of Troop Deaths Up in Iraq,” *USA Today*, July 1, 2005. 135 car bombs in April, 140 in May, 70 in June. Craig Smith, “US Contends Campaign Has Cut Suicide Attacks,” *New York Times*, August 5, 2005. 13 car bombs in week prior to August 5. Liz Sly, “Bombs Bad Enough But Guns Worse in Baghdad,” *Chicago Tribune*, August 11, 2005. 132 car bombs in May, 108 in June, 83 in July. The August 2005 number is an estimate based on Bradley Graham, “Zarqawi ‘Hijacked’ Insurgency; US General Says Foreign Fighters Now Seen as Main Threat,” *Washington Post*, September 28, 2005, which states that *suicide bombs* were reduced by 50% from May to August. September and October 2005 numbers are author’s estimates. The November 2005 number is from “Military: Offensive Thwarting Suicide Attacks,” *USA Today*, December 2, 2005, listed at 68. December 2005 number is an estimate. Numbers for January 2006 through April 2006 are based on Rick Jervis, “Car Bombings Down, Military Says,” *USA Today*, May 9, 2006, which states that from in that time period, there were a total of 284 car bombs. This averages to 71 per month during that period. May–September 2006 numbers are author’s estimates.
- <sup>31</sup> UN Assistance Mission for Iraq, “Human Rights Report: 1 May–30 June 2006,” July 18, 2006; International Federation of Red Cross and Red Crescent Societies, “Operations Update: Iraq, Humanitarian Emergency,” June 14, 2006. UN Assistance Mission for Iraq, “Human Rights Report: 1 July – 31 August 2006,” September 20, 2006. UN Assistance Mission for Iraq, “Human Rights Report: 1 September-31 October 2006”. UN Assistance Mission for Iraq, “Human Rights Report: 1 November-31 December 2006”, January 16, 2007.
- <sup>32</sup> Ellen Knickmeyer, “Iraq Puts Civilian Toll at 12,000.” *Washington Post*, June 3, 2005.
- <sup>33</sup> “Three killed in Baghdad garbage bomb”, *Agence France Presse*, January 2, 2007. 3 killed and 7 injured by bomb. Lauren Frayer, “13 Slain in Upscale Baghdad Neighborhood”, *Associated Press Online*, January 5, 2007. 13 killed and 25 wounded by 2 car bombs. Sinan Salaheddin, “Car bombings Kill 4

Iraqis in Baghdad”, *Associated Press Online*, January 6, 2007. 3 killed and 4 injured by car bomb. “Three U.S. airmen killed in Baghdad”, *Agence France Presse*, January 7, 2007. 3 killed and 1 wounded by roadside bomb. “More than 20 killed in Iraq attacks”, *Agence France Presse*, January 8, 2007. 3 killed by bomb. Abdelamir Hanun, “Iraqi Shiite pilgrims massacred ahead of bush speech”, *Agence France Presse*, January 10, 2007. 4 killed and 12 injured by suicide bomber. Lauren Frayer, “Bombs and shootings kill at least 18 across Iraq”, *Associated Press*, January 15, 2007. 4 killed and 3 wounded by suicide bomb. 3 killed and 2 injured by roadside bomb. 7 killed and 40 wounded by suicide bomb. Ammar Karim, “Baghdad University bombing kills 70”, *Agence France Presse*, January 16, 2007. 70 killed and 169 wounded by 1 suicide and 2 car bombs. “Four killed in Iraq Attacks”, *Agence France Presse*, January 16, 2007. 3 killed and 5 injured by bomb. “2 blasts kill 15 people, wound 74 in downtown Baghdad”, *Associated Press*, January 16, 2007. 15 killed and 74 injured in 1 suicide and 1 car bomb. “Roadside bomb strikes police patrol in downtown Baghdad, killing 4, police say”, *Associated Press*, January 16, 2007. 4 killed and 10 wounded by roadside bomb. Kim Gamel, “4 U.S. soldiers Killed in Iraq”, *Associated Press*, January 16, 2007. 4 killed by bomb. Ammar Karim, “Car bomb rocks Baghdad Shiite stronghold”, *Agence France Presse*, January 17, 2007. 15 killed and 33 injured by bomb. Sameer W. Yacoub, “Suicide Car Bomb Kills 17 in Baghdad”, *Associated Press Online*, January 17, 2007. 8 killed and 43 wounded by suicide bomb. Salam Faraj, “Car bombs rock Iraq, killing at least 19”, *Agence France Presse*, January 18, 2007. 17 killed and 48 injured by 5 car bombs. Bill Ickes, “US boosts Baghdad force as death toll jumps”, *Agence France Presse*, January 21, 2007. 6 killed and 15 wounded by car bomb. “12 killed in market attack northeast of Baghdad”, *Agence France Presse*, January 22, 2007. A bomb and a mortar combined to kill 12 and wound 40. Counted as 8 killed and 25 injured. Sinan Salaheddin, “Bombs against Shiite targets in Iraq kill up to 100”, *Associated Press*, January 22, 2007. 83 killed and 156 wounded by 2 car bombs, one of which was a suicide. Assad Abboud, “32 killed in Baghdad market bombings”, *Agence France Presse*, January 25, 2007. 4 killed and 20 wounded by vehicle bomb. Kim Gamel, “14 Killed in Central Baghdad Bomb Attack”, *Associated Press Online*, January 26, 2007. 30 killed and 61 injured by suicide car bomb. “19 killed in Iraq attacks”, *Agence France Presse*, January 26, 2007. 15 killed and 35 wounded by bomb. Jay Deshmukh, “Iraq bombings kill 7 US soldiers”, *Agence France Presse*, January 27, 2007. 3 killed by bomb. 15 killed and 55 wounded by 2 suicide car bombs. Sinan Salaheddin, “Car bomb strikes market in Shiite district in Baghdad, killing 13, police say”, *Agence France Presse*, January 27, 2007. 13 killed and 42 injured by 2 car bombs, one of which was a suicide. Assad Abboud, “At least 61 killed in Iraq”, *Agence France Presse*, January 28, 2007. 16 people killed and 30 injured by 2 car bombings. “Eight Iraqis killed in Sadr City bombings”, *Agence France Presse*, January 28, 2007. 8 killed and 18 wounded by car bomb. “36 killed in Iraq attacks”, *Agence France Presse*, January 29, 2007. 4 killed and 17 wounded by suicide car bomb. “Parked car bomb targets bus carrying Shiites to a holy shrine in northern Baghdad, killing 4”, *Associated Press*, January 29, 2007. 4 killed and 6 injured by car bomb. Ammar Karim, “38 Shiites killed in Iraq in Ashura attacks”, *Agence France Presse*, January 30, 2007. 12 killed and 38 wounded by bomb. Qassim Abdul-Zahra, “Bombers target Shiite worshippers; millions turn out for key Shiite rituals”, *Associated Press*, January 30, 2007. 26 killed and 47 injured by suicide bomber. 12 killed and 28 wounded by bomb. Kim Gamel, “GI among 43 killed in Iraq Violence”, *Associated Press Online*, January 31, 2007. 4 killed and 12 injured by car bomb. Abbas al-Anni, “71 killed in Iraq attacks”, *Agence France Presse*, February 1, 2007. 3 killed and 7 wounded by car bomb. James Glanz, “Iraq Suicide Bombers Kill 60 and Wound 150 in Market in Southern City”, *New York Times*, February 2, 2007. 60 killed and 150 injured by 2 suicide bombs. Assad Abboud, “130 killed in second deadliest attack since Iraqi invasion”, *Agence France Presse*, February 3, 2007. 130 killed and 305 wounded by suicide truck bomb. Jay Deshmukh, “37 killed in Baghdad bombings”, *Agence France Presse*, February 4, 2007. 8 killed and 11 wounded by car bomb and roadside bomb. Ahmad al-Rubaye, “At least 47 dead as tanks, troops deploy in Baghdad”, *Agence France Presse*, February 5, 2007. 10 killed and 60 wounded by suicide car bomb. 4 killed and 14 injured by car bomb. “17 die in Iraq violence”, *Agence France Presse*, February 6, 2007. 3 killed and 15 wounded by car bomb. “Seven die in Iraq attacks”, *Agence France Presse*, February 8, 2007. 13 killed and 22 wounded by one car bomb and 2 bombs. Sameer N. Yacoub, “Four Marines Killed; Iraq Official Held”, *Associated Press Online*, February 8, 2007. 20 killed and 45 wounded by car bomb. “Suicide truck bomber kills 30 in Iraq”, *Associated Press*, February 11, 2007. 30 killed and 50 injured by suicide truck bomb. “Seven dead in attack on Baghdad Shiite district”, *Agence France Presse*, February 15, 2007. 7 killed and 21 injured by car bomb. Robert H. Reid, “Bomb blasts kill 11 in northern Iraq; U.S. aircraft strike insurgents in Ramadi”, *Associated Press*, February 17, 2007. 11 killed and 65 wounded by 2 car bombs, one of which was a suicide. Brian Murphy, “Car bombs in Baghdad kill 63 in deadliest strikes against security crackdown”, *Associated Press Worldstream*, February 18, 2007. 62 killed and 129 injured by 2 car bombs. Salam Faraj, “Insurgents slaughter 40 Iraqis in day of bombs”, *Agence France Presse*, February 19, 2007. 22 killed and 50 injured by one roadside bomb and 3 suicide car bombs. “Nine more U.S. troops die in Iraq”, *Agence France Presse*, February 19, 2007. 3 killed and 2 injured by roadside bomb. Bushra Juhi, “String of Bombs Kill 15 in Baghdad”, *Associated Press Online*, February 19, 2007. 9 killed by one suicide bomb and one car bomb. “Mourners among 21 dead in Iraq attacks”, *Agence France Presse*, February 20, 2007. 15 killed and 51 injured by one suicide bomb and 2 car bombs. Hassan Abdul Zahra, “Car bomb hits holy city as Iraq war rages on”, *Agence France Presse*, February 21, 2007. 16 killed and 40 wounded by suicide car bomb and car bomb. Brian Murphy, “9 Killed When Gas Tanker Bombed in Iraq”, *Associated Press Online*, February 21, 2007. 9 killed and 150 injured by truck bomb. Salam Faraj, “At least 35 killed in Iraq mosque attack”, *Agence France Presse*, February 24, 2007. 35 killed and 64 wounded by suicide car bomb. “Suicide car bomber strikes near headquarters of major Shiite political bloc, killing five people and wounding seven”, *Associated Press Worldstream*, February 24, 2007. 5 killed and 7 injured by suicide car bomb. Sinan Salaheddin, “Suicide attacker strikes outside Baghdad college; at least 41 killed”, *Associated Press*, February 25, 2007. 41 killed and 46 injured by suicide bomber. “Eight killed in Iraq attacks”, *Agence France Presse*, February 26, 2007. 3 killed and 2 injured by bomb. Qassim Abdul-Zahra, “Iraqi vice president escapes bomb blast; 10 killed”, *Associated Press*, February 26, 2007. 10 killed and 18 wounded by bomb. 14 killed and 10 wounded by suicide vehicle bomb. “Bombs kills four U.S. soldiers near Baghdad”, *Agence France Presse*, February 27, 2007. 3 killed and 1 injured by roadside bomb. “Iraq bombings kill 22”, *Agence France Presse*, February 27, 2007. 6 killed and 25 injured by suicide car bomb. 5 killed and 9 wounded by car bomb. 5 killed by roadside bomb. Sinan Salaheddin, “Pinpoint raids move into sensitive Shiite stronghold of Sadr City in Baghdad”, *Associated Press*, February 27, 2007. 3 killed and 13 killed by bomb. 5 killed and 13 injured by suicide car bomb. 4 killed by suicide bomb. 6 killed and 38 injured by suicide car bomb. Dave Clark, “23 killed in Iraq attacks ahead of security meet”, *Agence France Presse*, February 28, 2007. 10 killed and 24 wounded by car bomb. “Bomb kills 10 at Baghdad car market”, *Agence France Presse*, March 2, 2007. 10 killed and 17 wounded by car bomb. “Baghdad bomb kills two US soldiers, interpreter”, *Agence France Presse*, March 2, 2007. 3 killed by roadside bomb. Alissa J. Rubin, “7 at a Baghdad Wedding Are Killed by a Car Bomb”, *New York Times*, March 2, 2007. 7 killed and 6 injured by car bomb. “Iraq car bomb kills 12 outside Ramadi”, *Agence France Presse*, March 3, 2007. 12 killed and 22 wounded by suicide car bomb. “3 U.S. soldiers killed by roadside bomb in central Baghdad”, *Associated Press Worldstream*, March 3, 2007. 3 killed by roadside bomb. “12 killed in Iraq attacks”, *Agence France Presse*, March 4, 2007. 3 killed by roadside bomb. Brian Murphy, “38 Die, 105 Hurt in Baghdad Market Blast”, *Associated Press Online*, March 6, 2007. 38 killed and 105 injured by suicide car bomb. “Roadside bomb kills 9 U.S. soldiers north of Baghdad”, *Associated Press*, March 6, 2007. 9 killed and 4 wounded by 2 roadside bombs. “Suicide bomber kills 30 in Iraq café”, *Agence France Presse*, March 7, 2007. 30 killed and 29 injured by suicide bomber. “Three U.S. soldiers killed by bomb near Baghdad”, *Agence France Presse*, March 7, 2007. 3 killed by roadside bomb. “Eight killed as Baghdad police patrol hit by car bomb”, *Agence France Presse*, March 7, 2007. 7 killed and 25 wounded by car bomb. Robert H. Reid, “Suicide attacker kills 30 as Iraqi forces struggle to protect pilgrims; 90 dead throughout Iraq”, *Associated Press*, March 7, 2007. 120 killed and 190 wounded by 2 suicide bombs. “Iraqi Police: At least 7 Shiite pilgrims killed in bombing, shootings in southern Baghdad”, *Associated Press Worldstream*, March 7, 2007. 5 killed and 10 injured by roadside bomb. “Baghdad car bombs kill 28 during peace talks”, *Agence France Presse*, March 10, 2007. 26 killed and 40 injured by suicide car bomb. “Dozens of pilgrims killed after Iraq peace talks”, *Agence France Presse*, March 11, 2007. 50 killed and 43 wounded by 2 suicide bombs, one car bomb and one roadside bomb. Kim Gamel, “Suicide bombings strike market, military checkpoint, killing at least 10”, *Associated Press*, March 14, 2007. 8 killed and 25 wounded by suicide bomb. Bryan Pearson, “Baghdad bomb kills 4 US troops as Senate rejects pull-out”, *Agence France Presse*, March 15, 2007. 17 killed and 55 wounded by 2 car bombs (1 suicide) and a roadside bomb. “Blast in Iraq oil hub kills three”, *Agence France Presse*, March 16, 2007. 3 killed and 7 wounded by roadside bomb. Kim Gamel, “Chlorine-laden suicide truck bombs strike Anbar province, killing 8 and sickening hundreds”, *Associated Press*, March 17, 2007. 6 killed and 100 injured by suicide truck bomb. Jay Deshmukh, “Seven US troops killed in Iraq”, *Agence France Presse*, March 18, 2007. 4 killed by roadside bomb. “14 killed in Iraq attacks”, *Agence France Presse*, March 18, 2007. 9 killed and 33 wounded by car bomb and roadside bomb. Jay Deshmukh, “25 killed as Iraq bloodshed rages”, *Agence France Presse*, March 19, 2007. 10 killed and 8 wounded by car bomb. Sameer N. Yacoub, “Bomb strikes Shiite mosque during prayers in central Baghdad, police say”, *Associated Press*, March 19, 2007. 8 killed and 32 wounded by bomb. “Nine killed in Baghdad car bombings”, *Agence France Presse*, March 20, 2007. 7 killed and 28 injured

by 2 car bombs. "Four killed in Baghdad car bomb attack", *Agence France Presse*, March 23, 2007. 4 killed and 19 wounded by car bomb. Sameer N. Yacoub, "Iraq's Sunni deputy PM wounded in suicide bombing near Green Zone", *Associated Press*, March 23, 2007. 9 killed and 14 injured by suicide bomb. Ammar Karim, "Nearly 50 killed in brutal Iraq attacks", *Agence France Presse*, March 24, 2007. 30 killed and 29 wounded by two suicide bombs. Sameer N. Yacoub, "Suicide truck bomber strikes police station in Sunni area; 20 killed", *Associated Press*, March 24, 2007. 10 killed and 40 wounded by car bomb. Kim Gamel, "Roadside bomb kills 5 U.S. soldiers in Iraq; 4 in a single strike northeast of Baghdad", *Associated Press*, March 25, 2007. 4 killed and 2 wounded by roadside bomb. "Five U.S. troops killed in Iraq blasts", *Agence France Presse*, March 26, 2007. 4 killed and 2 wounded by roadside bomb. "Suicide car bomber hits market in rural Ramadi, many killed and wounded", *Associated Press Worldstream*, March 27, 2007. 10 killed and 25 wounded by suicide car bomb. Kim Gamel, "Truck Bombs Kill Dozens at Iraqi Markets", *Associated Press*, March 28, 2007. 62 killed and 150 injured by car bomb. "Iraq attack kills 13", *Agence France Presse*, March 29, 2007. 3 killed and 20 wounded by roadside bomb. Sinan Salaheddin, "Multiple suicide bombings of Shiite areas kill at least 104", *Associated Press*, March 29, 2007. 43 killed and 86 injured by 3 suicide car bombs. Steven R. Hurst, "Suicide bombers kill at least 125 in Shiite markets in one of Iraq's deadliest days", *Associated Press*, March 30, 2007. 82 killed and 102 wounded by 2 suicide bombs. "Iraq attacks kill 22", *Agence France Presse*, March 31, 2007. 12 killed and 42 injured by 2 car bombs and one roadside bomb. "Six US soldiers killed in Iraq", *Agence France Presse*, April 1, 2007. 4 killed by roadside bomb. Ali Yusef, "Schoolgirls massacred, Shiites executed in Iraq", *Agence France Presse*, April 2, 2007. Steven R. Hurst, "Infant among 14 killed in Kirkuk suicide truck bombing", *Associated Press Worldstream*, April 2, 2007. 15 killed and 178 injured by suicide truck bomb. Ali Yusef, "Shiite workers executed outside Baghdad", *Agence France Presse*, April 2, 2007. 5 killed and 23 wounded by roadside bomb. "Car parked in garage explodes in western Baghdad", *Associated Press Worldstream*, April 2, 2007. 3 killed and 10 wounded by car bomb. Jennie Matthew, "Ten British, U.S. troops killed in Iraq", *Agence France Presse*, April 5, 2007. 5 killed by roadside bomb. Bassem al-Anbari, "Chlorine bomb kills 27 in Iraq", *Agence France Presse*, April 6, 2007. 27 killed and 30 wounded by suicide truck bomb. "Four US soldiers killed in Iraq bombing", *Agence France Presse*, April 8, 2007. 4 killed and 1 wounded by roadside bomb. Saad Abdul Kadir, "Truck bomb hits south of Baghdad; 4 US soldiers killed north of capital", *Associated Press Worldstream*, April 8, 2007. 15 killed and 26 injured by truck bomb. "6 more US soldiers die in Iraq", *Associated Press Worldstream*, April 8, 2007. 3 killed and 1 wounded by roadside bomb. "Car bomb kills 6 near Baghdad University", *Associated Press Worldstream*, April 10, 2007. 6 killed and 11 wounded by car bomb. Alexandra Zavis, "Female bomber kills 19 at Iraqi police station", *Los Angeles Times*, April 11, 2007. 19 killed and 33 wounded by suicide bomber. Oliver Knox, "Rattled US denounces Baghdad parliament blast", *Agence France Presse*, April 12, 2007. 8 killed and 23 wounded by suicide bomber. Jay Deshmukh, "Suicide bomber kills eight in Iraq parliament", *Agence France Presse*, April 12, 2007. 10 killed and 26 wounded by suicide truck bomber. "Six Iraqis killed when bus home bombed", *Agence France Presse*, April 12, 2007. 6 killed and 21 injured by roadside bomb. Lauren Frayer, "Car bombs kill scores near sacred shrine and on major Baghdad bridge", *Associated Press Worldstream*, April 14, 2007. 42 killed and 168 wounded by car bomb. Sinan Salaheddin, "Iraq: Car bombs hit bus station in Karbala, bridge in Baghdad", *Associated Press Worldstream*, April 14, 2007. 10 killed and 15 injured by suicide car bomb. "Iraq death toll from Karbala bombing raises to 42", *Agence France Presse*, April 15, 2007. Lauren Frayer, "Bombs rock Shiite areas in Baghdad, killing at least 45, as Sadrists threaten to sink cabinet", *Associated Press*, April 15, 2007. 45 killed and 99 injured by 2 roadside bombs, 3 car bombs and one suicide bomb. "Insurgent attack kills 13 Iraqi troops", *Agence France Presse*, April 16, 2007. 3 killed and 6 wounded by car bomb. Sinan Salaheddin, "4 bombings in Baghdad kill at least 183, at least 233 dead nationwide", *Associated Press*, April 18, 2007. 187 killed and 251 injured by 3 car bombs, 1 suicide car bomb and 1 suicide bomb. Salam Faraj, "Dozen more killed as Baghdad mourns blast victims", *Agence France Presse*, April 19, 2007. 12 killed and 28 wounded by suicide car bomb. Thomas Wagner, "Gunmen kill 23 members of ancient sect in Iraq; prime minister denies there is a civil war", *Associated Press*, April 22, 2007. 20 killed and 124 wounded by 2 suicide car bombs and 1 car bomb. Sabah Jerjes, "Bombs kill 25 as U.S. defends Baghdad wall", *Agence France Presse*, April 23, 2007. 7 killed and 14 wounded by suicide bomb. "Car bomb hits Iraqi restaurant, killing at least 19 people", *Associated Press Worldstream*, April 23, 2007. 19 killed and 35 injured by suicide car bomb. Sameer N. Yacoub, "Suicide bombings around Iraq kill 46 people, wound more than 100", *Associated Press Worldstream*, April 23, 2007. 27 killed and 59 wounded by 3 suicide bombs. "Suicide truck bomb kills 15 people near Ramadi", *Associated Press Worldstream*, April 24, 2007. 15 killed and 25 wounded by truck bomb. "Two truck bombs used in attack that killed 9 GI's in Iraq", *Agence France Presse*, April 25, 2007. 9 killed and 20 injured by 2 suicide car bombs. Bassem Mroue, "Iraqi suicide bomber attacks police station; radical Shiite cleric denounces wall construction", *Associated Press*, April 25, 2007. 4 killed and 16 wounded by suicide car bomb. Lauren Frayer, "Bombers attack Iraqi army, civilian targets but US sees progress", *Associated Press Worldstream*, April 26, 2007. 10 killed and 15 wounded by suicide car bomb, 8 killed and 19 injured by car bomb and 4 killed and 9 wounded by roadside bomb. "Nine more US soldiers killed in Iraq", *Agence France Presse*, April 28, 2007. 3 killed and 1 wounded by roadside bomb. Thomas Wagner, "Explosions rock Baghdad as death toll rises from Karbala attack", *Associated Press*, April 29, 2007. 68 killed and 170 injured by suicide car bomb. "Car bomb in Basra kills 5, wounds 10", *Associated Press Worldstream*, April 29, 2007. 5 killed and 10 wounded by car bomb. "Funeral attack kills 23 as Iraq violence costs more than 40 lives", *Agence France Presse*, April 30, 2007. 9 killed and 18 wounded by 2 suicide car bombs. "Premature explosion kills six in southern city", *Agence France Presse*, April 30, 2007. 6 killed by bomb. Sameer N. Yacoub, "Series of bombings strike Baghdad and other cities as at least 29 killed in Iraq", *Associated Press Worldstream*, April 30, 2007. 5 killed and 10 injured by car bomb. Kim Gamel, "U.S. military reports 5 troops killed in Iraq; 32 Shiite mourners killed in suicide bombing", *Associated Press Worldstream*, April 30, 2007. 32 killed and 60 wounded by suicide bomb. "Iraq unrest kills 29", *Agence France Presse*, May 2, 2007. 10 killed and 35 wounded by suicide car bomb; 11 killed by roadside bomb. "Five police killed in Baghdad blast", *Agence France Presse*, May 4, 2007. 11 killed and 43 injured by 1 roadside and 2 car bombs. "Parked car bomb strikes Shiite mosque in southern city of Hillah", *Associated Press Worldstream*, May 4, 2007. 5 killed and 24 wounded by car bomb. Ammar Karim, "Suicide bomber targets tribal recruits to Iraq security forces", *Agence France Presse*, May 5, 2007. 16 killed and 21 injured by suicide car bomb. Paul Schemm, "Nine coalition troops and 59 Iraqis killed", *Agence France Presse*, May 6, 2007. 19 killed and 14 wounded by roadside bomb and suicide car bomb. 8 killed and 10 injured by roadside bomb and car bomb. Ravi Nessman, "68 killed or found dead in Iraq as suicide bombers focus on the Sunni city of Ramadi", *Associated Press Worldstream*, May 7, 2007. 13 killed and 25 wounded by 2 suicide car bombs. Hassan Abdel Zahra, "Bomb dents government credibility in Shiite heartland", *Agence France Presse*, May 8, 2007. 16 killed and 70 wounded by car bomb. Ravi Nessman, "Suicide truck bomber strikes Kurdish city of Irbil, killing 19 people", *Associated Press Worldstream*, May 9, 2007. 19 killed and 80 injured by suicide car bomb. Joseph Krauss, "US hunts for missing soldiers as Iraq bombs kill at least 60", *Agence France Presse*, May 13, 2007. 50 killed and 115 wounded by suicide car bomb. "Car bomb explodes near market in central Baghdad", *Associated Press Worldstream*, May 13, 2007. 17 killed and 46 injured by car bomb. "Eight killed in attacks across Iraq", *Agence France Presse*, May 14, 2007. 3 killed and 6 wounded by car bomb. Sudarsan Raghavan, "Many Tips, Few Answers in Hunt for GIs; Effort Involves 6,000 Troops; Hundreds of Iraqis Detained for Questioning", *Washington Post*, May 17, 2007. 45 killed and 80 injured by car bomb. "Three Iraqi soldiers killed in roadside bomb attack", *Associated Press Worldstream*, May 21, 2007. 3 killed and 2 wounded by roadside bomb. Robert H. Reid, "Car bomb kills 25 as sectarian violence rises", *Associated Press Worldstream*, May 22, 2007. 25 killed and 60 wounded by car bomb. "Nine more soldiers killed in Iraq", *Agence France Presse*, May 23, 2007. 3 killed by roadside bomb. Ravi Nessman, "Attacks across Iraq kill 9 U.S. troops; Body found, Iraqi officials say it is American soldier", *Associated Press*, May 23, 2007. 35 killed and 28 injured by 2 suicide bombs and a car bomb. "Insurgents murder 12 Iraqis in attack on bus", *Agence France Presse*, May 24, 2007. 12 killed and 5 wounded by bomb. "Six Iraqi policemen killed in roadside bomb attack in northern Iraq", *Associated Press Worldstream*, May 24, 2007. 6 killed by roadside bomb. Garrett Therolf, "Attack on Iraq funeral kills 30", *Los Angeles Times*, May 25, 2007. 30 killed and 34 wounded by suicide car bomb. "Seven soldiers, one Marine killed in Iraq", *Associated Press Worldstream*, May 26, 2007. 3 killed by roadside bomb. Ravi Nessman, "Suicide car bombing kills 21 in Baghdad, while 33 bodies found elsewhere in capital", *Associated Press*, May 28, 2007. 24 killed and 76 injured by one suicide car bomb and one car bomb. Steven R. Hurst, "10 U.S. soldiers killed, five Britons kidnapped", *Associated Press Worldstream*, May 29, 2007. 46 killed and 123 wounded by roadside bomb, car bomb and suicide car bomb.

<sup>34</sup> Ibid.

<sup>35</sup> Numbers for all months based on a partial list of contractors killed in Iraq according to ICasualties.org ([www.icasualties.org](http://www.icasualties.org)). Jason Straziuso, "Twelve Car Bombs in Iraq Cause Relatively Few Casualties; Sudanese Hostages Released," *Associated Press*, January 1, 2006. Palestinian killed. "Kidnappers Release Free 3 Iranian Women, Kill Iranian Man and Iraqi Driver North of Baghdad," *Associated Press Worldstream*, February 12, 2006. Iranian killed. Paul Garwood, "Iraq's Interior Ministry Launches Probe Into Claims Police Have Been Running Death Squads," *Associated Press Worldstream*, February

16, 2006. Jordanian killed. "US Hostage Found Dead as Bush Admits Iraq Dangers," *Agence France Presse*, March 11, 2001. American killed. Bushra Juhi, "Iraqi Soldiers Search for Weapons in Northern Baghdad After 2 Days of Clashes in Sunni Arab District," *Associated Press*, April 19, 2006. 5 foreigners killed. One is Egyptian. Additional 4 foreigners will be added pending further information that distinguishes them from those listed as contractors killed on the Iraq Coalition Casualties website. "US Reporter 'Serious' Wounds From Iraq Bomb," *Agence France Presse*, May 29, 2006. 2 Brits killed. "Russian Iraq Embassy Worker Killed, Four Staff Kidnapped," *Agence France Presse*, June 3, 2006. Russian killed. "Ten Sunni Students Seized, Dozens Killed as Iraq PM Talks Peace," *Agence France Presse*, June 26, 2006. 4 Russians killed. Elana Becatoros, "Iraqi Prime Minister Meets Influential Cleric; 13 Pilgrims from Pakistan, India Killed," *Associated Press*, September 2, 2006. "Turkish Hostage Killed in Iraq," *Agence France Presse*, November 13, 2006. Herve Bar, "Baghdad ambush kills US aid worker," *Agence France Presse*, January 17, 2007. American, Croatian and Hungarian killed. Kim Gamel, "Helicopter of U.S. Security Company Crashes in Baghdad; 5 killed," *Associated Press*, January 23, 2007. 5 security contractors killed. Paul Schemm, "Nine coalition troops and 59 Iraqis killed," *Agence France Presse*, May 6, 2007.

<sup>36</sup> Rick Jervis, Peter Johnson and Jim Drinkard, "Iraq Bombing Highlights Dangers Journalists Face," *USA Today*, January 30, 2006 and Committee to Protect Journalists, <http://www.cpi.org>. "4 British soldiers and a Kuwaiti interpreter killed in an ambush in southern Iraq, military says", *Associated Press Worldstream*, April 5, 2007. Paul Schemm, "Nine coalition troops and 59 Iraqis killed", *Agence France Presse*, May 6, 2007. Hamid Ahmed, "3 Iraqi Journalists Killed in Drive-by Shooting in Northern Iraq", *Associated Press*, May 9, 2007. Ravi Nessman, "Two Iraqi Journalists working for ABC News killed in ambush, ABC says", *Associated Press Worldstream*, May 18, 2007.

<sup>37</sup> Ibid.

<sup>38</sup> Ibid.

<sup>39</sup> International News Safety Institute, "Iraq War Casualties," accessed at <http://www.newssafety.com/casualties/iraqcasualties.doc>, on January 10, 2007.

<sup>40</sup> Robert E. Looney, "The Business of Insurgency: The Expansion of Iraq's Shadow Economy," *The National Interest*, Fall 2005, p. 70. Ellen Knickmeyer and Jonathon Finer, "In Iraq, 425 Foreigners Estimated Kidnapped Since 2003," *Washington Post*, December 25, 2005. Assad Abboud, "Iraq's Forgotten Kidnap Victims Suffer in Silence," *Agence France Presse*, March 25, 2006.

<sup>41</sup> Josh White, Charles Lane and Julie Tate, "Homicide Charges Rare in Iraq War; Few Troops Tried for Killing Civilians," *Washington Post*, August 28, 2006.

<sup>42</sup> The number killed in December 2005 includes the death of Ronald Schulz of the US. We have included him as killed because evidence, including a video of his alleged execution, suggests he was killed. The US government has not yet confirmed his death. "Kidnapped Turk released in Iraq," *Agence France Presse*, August 2, 2006. Turk released. Nicholas Paphitis, "Greek Woman Kidnapped in Baghdad Released Unharmed, Foreign Ministry Says," *Associated Press Worldstream*, November 3, 2006. Greek woman kidnapped (in October) and escaped (in November). "Turkish Hostage Killed in Iraq," *Agence France Presse*, November 13, 2006. Turk kidnapped (in July) and killed (November). Karim Jamil, "Five Westerners Still Held Hostage in Iraq," *Agence France Presse*, November 19, 2006. 4 Americans and 1 Austrian kidnapped. "South Africans Abducted In Iraq 'Alive and Well'," *Agence France Presse*, December 13, 2006. 4 South Africans kidnapped. "US embassy confirms kidnapping of US citizen in Iraq," *Agence France Presse*, January 6, 2007. 1 American kidnapped. "Russian businessman kidnapped in Iraq", *Agence France Presse*, January 17, 2007. 1 Russian kidnapped. Qassim Abdul-Zahra, "Egyptian embassy worker kidnapped in Baghdad, foreign ministry official says", *Associated Press*, January 23, 2007. 1 Egyptian national kidnapped. Qassim Abdul-Zahra, "Iraqi Gunmen Seize Iranian Diplomat", *Associated Press Online*, February 6, 2007. 1 Iranian diplomat kidnapped. "Two Germans confirmed missing in Iraq", *Agence France Presse*, February 12, 2007. 2 German nationals kidnapped. Steven R. Hurst, "10 U.S. soldiers killed, five Britons kidnapped", *Associated Press Worldstream*, May 29, 2007.

<sup>43</sup> Doug Smith and Richard Boudreaux, "Bombs Kill at Least 15 in Baghdad," *Los Angeles Times*, January 20, 2006. Thom Shanker, "Abu Ghraib Called Incubator for Terrorists," *New York Times*, February 15, 2006. March and April 2006 numbers are author's estimates. Bushra Juhi, "Attack on Iraqi Interior Ministry Kills 2 Employees; Car Bomb in Hillah Kills at Least 5," *Associated Press Worldstream*, May 30, 2006. John F. Burns, "Iraq to Release Detainees in Bid to Ease Tensions," *New York Times*, June 7, 2006. Patrick Quinn, "US Wartime Prison Network Grows Into Legal Vacuum for 14,000," *Associated Press*, September 18, 2006. William Mann, "Former US Attorney General Says Hanging Saddam Would Cause Bloodbath in Iraq," *Associated Press*, October 5, 2006. Thomas Wagner and Sinan Salaheddin, "US Choppers Back Iraqi Raid of Baghdad," *Associated Press Online*, December 1, 2006. Walter Pincus, "U.S. Expects Iraq Prison Growth; Crackdown Likely to Mean More Inmates at 2 Detention Centers", *Washington Post*, March 14, 2007. Gordon Lubold, "US Priority: Managing Captives In Iraq", *Christian Science Monitor*, April 6, 2007. Walter Pincus, "U.S. Holds 18,000 Detainees in Iraq", *Washington Post*, April 15, 2007. Joshua Partlow, "New Detainees Strain Iraq's Jails", *Washington Post*, May 15, 2007.

<sup>44</sup> Kirk Semple and John F. Burns, "All-Day Suicide Bomb Blitz Claims 22 Lives in Baghdad," *New York Times*, July 16, 2005.

John Diamond, "Intel Chief: Iraqis in Insurgency More Elusive," *USA Today*, September 13, 2005. Anthony Cordesman indicates the number could be as high as 30,000 in Dan Murphy, "Iraq's Foreign Fighters: Few But Deadly," *Christian Science Monitor*, September 27, 2005. Late 2005 and early 2006 numbers are author's estimates. April 2006 number is from Country Reports on Terrorism, United States Department of State, Office for the Coordinator for Counterterrorism, April 2006. May–September 2006 numbers are author's estimates. Walter Pincus, "Violence in Iraq Called Increasingly Complex," *Washington Post*, November 17, 2006. Rowan Scarborough, "Sunni Insurgency Continues to Grow", *Washington Examiner*, March 21, 2007.

<sup>45</sup> Author's estimate based on Richard Opiel Jr., Eric Schmitt and Thom Shanker, "Baghdad Bombings Raise New Questions Over US Strategy in Iraq," *New York Times*, September 17, 2005 and Dan Murphy, "Iraq's Foreign Fighters: Few But Deadly," *Christian Science Monitor*, September 27, 2005. Late 2005 and early 2006 numbers are author's estimates. April 2006 number is from Country Reports on Terrorism, United States Department of State, Office for the Coordinator for Counterterrorism, April 2006. May–September 2006 numbers are author's estimates.

<sup>46</sup> Nawaf Obaid and Anthony Cordesman, "Saudi Militants in Iraq: Assessment and Kingdom's Response," Center for Strategic and International Studies, September 19, 2005. According to Dexter Filkins, "Foreign Fighters Captured in Iraq Come From 27, Mostly Arab, Lands," *New York Times*, October 21, 2005 and Edward Wong, "Iraqi Constitution Vote Split On Ethnic and Sect Lines; Election Panel Reports No Major Fraud," *New York Times*, October 23, 2005, Egypt has contributed the highest number foreign nationals captured (78) from April to October 2005. This report also cites Syria (66), Sudan (41), Saudi Arabia (32), Jordan (17), Iran (13), Palestinians (12), and Tunisia (10) as nations with 10 or more nationals found in Iraq. 18 countries have contributed less than 10 captured foreign nationals, for a total of 311 included jihadists.

Maj. Gen. Rick Lynch states that at least 96 percent of suicide bombers are not Iraqis. Chris Tomlinson, "US General: Suicide and Car Bomb Attacks Down in Iraq," *Associated Press*, December 1, 2005. According to MNF-I (Press Conference, 20 April 2006), Syria contributed the highest number of foreign nationals captured since September 2005 (51). Egypt was second with 38, and Saudi Arabia (23), Sudan (22) and Jordan (16) round out the top five.

<sup>47</sup> "Fewest US Troops in Iraq Since Summer," *New York Times*, January 24, 2006. Ann Scott Tyson, "US Commander in Iraq Says 'Crisis Has Passed'; Civil War Still Possible, Casey Warns," *Washington Post*, March 4, 2006. "US Troop Drawdown in Iraq 'Entirely Probable:' Rice," *Agence France Presse*, March 26, 2006. Anne Gearan, "Rice, Rumsfeld Encouraged by Grit of New Iraqi Leader," *Associated Press Worldstream*, April 27, 2006. William Kole, "Italy, South Korea Latest to Pull Troops from US-Led 'Coalition of the Dwindling' in Iraq," *Associated Press Worldstream*, May 31, 2006. Lolita Bandor, "Casey: US Forces in Iraq to Shrink," *Associated Press Online*, June 23, 2006. Anne Plummer Flaherty, "Iraqi PM Asks for More Money, More Troops," *Associated Press Online*, July 27, 2006. Hassan Abdul Zahra, "Iraqi Shiite Leader Rejects Role For US Reinforcements," *Agence France Presse*, July 28, 2006. Coalition troop numbers from Iraq Weekly Status Report, *Department of State*. Accessed at <http://www.state.gov/p/nea/rls/rp/iraqstatus/>. Lolita C. Baldor, "Rumsfeld Reverses Decision, Will Testify at Senate Hearing," *Associated Press Worldstream*, August 3, 2006. Lolita Bandor, "Marines to Recall Troops on Voluntary Basis As Iraq Troop Levels Increase," *Associated Press Worldstream*, August 23, 2006. David Cloud, "No Cutback Likely in US Troop Levels for Iraq Before Spring, Top Regional Commander Says," *New York Times*, September 20, 2006. "Danish Soldier Killed in Iraq," *Agence France Presse*, October 6, 2006. Terence Hunt, "Bush Says US Commanders Say Current Troop Level in Iraq is Sufficient," *Associated Press*, November 2, 2006. Ann Scott Tyson, "Rumsfeld Called for Change in War Plan," *Washington Post*, December 3, 2006. Anne Flaherty, "Biden Vows to Fight any Iraq Troop Boost", *Associated Press Online*, December 27, 2006. David Sanger, "Bush Adds Troops in Bid to Secure Iraq", *New York Times*, January 11, 2007. "Iraqi troops crucial in US Iraq plan: US Army Secretary", *Agence France Presse*, January 22, 2007. Julian E. Barnes and Peter Spiegel, "Fallback Strategy

for Iraq: Train Locals, Draw Down Forces”, *Los Angeles Times*, March 12, 2007. “U.S. Iraq chief ‘encouraged’ by surge in U.S. troops”, *Agence France Presse*, March 18, 2007. Lauren Frayer, “Another Jolt to Security”, *Philadelphia Inquirer*, April 20, 2007. Chris Kraul, “3,700 U.S. troops arrive in Iraq”, *Los Angeles Times*, May 3, 2007.

<sup>48</sup> Data from the Department of Defense’s Forces, Readiness, and Manpower Information System (FORMIS) as found in *Logistics Support for Deployed Military Forces*, The Congress of the United States, Congressional Budget Office, October 2005, page 17.

<sup>49</sup> “Iraq Pipeline Watch,” Institute for the Analysis of Global Security, Accessed at: <http://www.iags.org/iraqpipelinewatch.htm>.

<sup>50</sup> “Countries Contributing Forces to U.S.-Led Coalition in Iraq,” *Associated Press Worldstream*, June 29, 2006. Iraq Weekly Status Report, *Department of State*, July 19, 2006, p.25-26. Accessed at: <http://www.state.gov/documents/organization/69404.pdf>. Kim Sengupta, “Iraqi Forces Are Handed Power As Withdrawal Begins,” July 14, 2006. Alessandra Rizzo, “Italy Acting As ‘Facilitator’ In Mideast Crisis, Premier Says,” *Associated Press Worldstream*, July 15, 2006. “Iraqi Police Detain Man for Planting Bomb that Killed Romanian, Four Italian Soldiers,” *Associated Press Worldstream*, September 3, 2006. David Sands, “Coalition Forces Are Dwindling As US Mulls Next Move in Iraq,” *Washington Times*, November 17, 2006. “Italy Completes Troop Pullout,” *Washington Times*, December 2, 2006. Daniel Dombey and Ben Hall, “Blair set to announce Iraq troop pull-out”, *Financial Times*, January 12, 2007. “Korea beefs up security for overseas missions”, *Korean Herald*, January 1, 2007. Mark Dodd, “20,000 new Iraq troops is Bush’s way forward”, *The Australian*, January 11, 2007. “Iraq mission Extended by a Year”, *Warsaw Voice*, January 3, 2007. “Denmark: Prime Minister hopes to start scaling back in Iraq”, *Seattle Post Intelligencer*, January 2, 2007. David R. Sands, “Russian pressure doesn’t hinder leader’s Western ties”, *Washington Times*, December 16, 2006. Jonathan Weisman and Peter Baker, “Ally’s Timing Is Awkward for Bush”, *Washington Post*, February 22, 2007. David Stringer, “Tony Blair Makes Final Visit to Iraq as British Leader”, *New York Times*, May 19, 2007.

<sup>51</sup> Measuring Stability and Security in Iraq, U.S. Department of Defense Quarterly Report to Congress, July 2005 (p. 6), October 2005 (p. 21), February 2006 (p. 26), May 2006 (p. 34), August 2006 (p. 32), November 2006 (p. 21), March 2007 (p. 15). Accessible at [http://www.defenselink.mil/home/features/Iraq\\_Reports/Index.html](http://www.defenselink.mil/home/features/Iraq_Reports/Index.html)

<sup>52</sup> Alexandra Zavis, “Iraqi Insurgents Unleash Deadly Bombings, Attacks Despite U.S. Offensive,” *Associated Press*, May 11, 2005. Paul Garwood, “Surge in U.S. Troop Deaths Raises Concerns That Insurgents Retargeting,” *Associated Press*, May 24, 2005. Carol Williams, “Soldiers Get Extra Layer of Defense; Humvee crews are still not out of danger, but new protective plating provides a little more security on the hostile roadways of Iraq,” *Los Angeles Times*, July 29, 2005. Richard Opiel Jr., Eric Schmitt, and Thom Shanker, “Baghdad Bombings Raise New Questions About US Strategy in Iraq,” *New York Times*, September 17, 2005. 65 to 75 attacks per day. Bradley Graham, “Zarqawi ‘Hijacked’ Insurgency; US General Says Foreign Fighters Now Seen as Main Threat,” *Washington Post*, September 28, 2005. 90 attacks per day. Edward Wong and Dexter Filkins, “Baghdad Quite As Voted Begins on Constitution,” *New York Times*, October 15, 2005. 723 attacks in first week of October. November number is author’s estimate based on Wolf Blitzer interview of US Ambassador in Baghdad, Zalmay Khalilzad, “Insurgents Waging Propaganda War in Iraq; Four Christian Activists Being Held Hostage in Iraq; Fraud Scheme; Schwarzenegger Mulls Clemency for Williams; Australian to be Hanged in Singapore; The US is Attempting to Free Hostages in Iraq; Scaffolding Slams into Building,” *CNN, The Situation Room* December 1, 2005. Richard Opiel Jr., “Monitor Group Says Team Will Review Voting Results,” *New York Times*, December 30, 2005. January through April 2006 numbers are author’s estimates. May 2006 estimate based on Measuring Stability and Security in Iraq May 2006, Report to Congress in Accordance with the Department of Defense Appropriations Act 2006 (Section 9010), p. 32-34. June–July 2006 numbers are author’s estimates based on GAO-06-1094T: Stabilizing Iraq: An Assessment of the Security Situation, General Accounting Office, September 11, 2006, page 6. Walter Pincus, “Violence in Iraq Called Increasingly Complex,” *Washington Post*, November 17, 2006 and Lt. Gen. Michael D. Maples, *The Current Situation in Iraq and Afghanistan*, Statement for the Record, Senate Armed Services Committee, 15 November 2006 provided numbers for May, September and October 2006. August 2006 is author’s estimate.

<sup>53</sup> Measuring Stability and Security in Iraq February 2006, Report to Congress in Accordance with the Department of Defense Appropriations Act 2006 (Section 9010), page 27. Measuring Stability and Security in Iraq October 2005, Report to Congress In Accordance with Conference Report 109-72, Emergency Supplemental Appropriations Act, 2005, page 22. Information from MNC-1. Measuring Security and Stability and Security in Iraq, May 2006, Report to Congress In Accordance with the Department of Defense Appropriations Act 2006 (Section 9010), p. 32.

<sup>54</sup> Iraq Coalition Casualty Count, ([icasualties.org/oif/](http://icasualties.org/oif/)).

<sup>55</sup> Rowan Scarborough, “Enemy Doubles IED Use in Iraq”, *Washington Times*, February 7, 2007, p. 5. “Almost Half of IEDs in Iraq Defused by GIs”, *Aerospace Daily & Defense Report*, February 5, 2007.

<sup>56</sup> Ann Scott Tyson, “Projectile Bomb Attacks Hit Record High In Iraq”, *Washington Post*, May 4, 2007.

<sup>57</sup> Measuring Stability and Security in Iraq, May 2006, Report to Congress in Accordance with the Department of Defense Appropriations Act 2006 (Section 9010), p. 36. Michael Gordon, Mark Mazzetti, Thom Shanker, “Bombs Aimed at GIs in Iraq Are Increasing,” *New York Times*, August 17, 2006.

<sup>58</sup> Dexter Filkins, “Baghdad’s Chaos Undercuts Tack Pursued by U.S.,” *New York Times*, August 6, 2006.

<sup>59</sup> Bushra Juhri, “2 U.S. Fliers Die in Iraq Helicopter Crash, *Associated Press*, June 27, 2005. The Associated Press, “Fatal Helicopter Crashes in Iraq War,” *Associated Press Online*, June 27, 2005. Information from Iraq Coalition Casualty Count ([icasualties.org/oif/](http://icasualties.org/oif/)) is also used. Antonia Castaneda, “Sunni Arabs Reject Shiite Proposal for Federal Iraq; Two Wounded in Crash of US Apache Helicopter,” *Associated Press*, August 12, 2005. “Four US Servicemen Killed in Western Iraq,” *Agence France Presse*, November 2, 2005. “Two US Pilots Killed in Helicopter Crash in Iraq,” *Agence France Presse*, December 27, 2005. “Twelve Die in US Copter Crash in Iraq,” *Agence France Presse*, January 8, 2006. “Fatal Helicopter Crashes in Iraq War,” *Associated Press*, January 9, 2006. “Two US Pilots Die in Iraq Helicopter Crash,” *Agence France Presse*, January 13, 2006. “Fraction of Ballots Cancelled After Iraqi Vote Probe,” *Agence France Presse*, January 16, 2006. US helicopter crashed north of Baghdad, killing its two pilots. “Two US Pilots, Four Troops Killed in Iraq,” *Agence France Presse*, April 2, 2006. “Two Killed When US Helicopter Shot Down in Iraq,” *Agence France Presse*, May 15, 2006. “Attacks in Iraq Kill 54 People in Bloodiest Day in Recent Weeks,” *Associated Press Worldstream*, May 30, 2006. US helicopter crashed in western Iraq; 2 marines killed. Hostile fire not suspected. “U.S. Says Crew Survives Apache Helicopter Crash South Of Baghdad,” *Associated Press*, July 13, 2006. US helicopter crashed southwest of Baghdad; no fatalities. Hostile fire suspected but not confirmed. Sameer Yacoub, “Bodies of Two US Service Members Found After Helicopter Crash in Western Iraq,” *Associated Press*, August 11, 2006. US helicopter crashed in western Iraq; 2 soldiers killed. Hostile fire not suspected. “Two US Soldiers Killed in Iraq Chopper Crash,” *Agence France Presse*, November 6, 2006. US helicopter crashed; 2 soldiers killed. Cause unknown at this time. Qais al-Bashir, “US Helicopter Goes Down in Volatile Anbar Region; 4 Marines Dead,” *Associated Press*, December 4, 2006. US helicopter crashed; 4 marines killed. Cause was mechanical problems. Jay Deshmukh, “US chopper crash kills 13 troops in Iraq,” *Agence France Presse*, January 20, 2007. US helicopter crashed; 13 U.S. soldiers killed. “Two soldiers killed in US helicopter crash”, *Agence France Presse*, January 28, 2007. 2 U.S. helicopter crashed; 2 U.S. soldiers killed. Kim Gamel, “U.S. helicopter goes down north of Baghdad, 4<sup>th</sup> such loss in two weeks”, *Associated Press*, February 2, 2007. U.S. helicopter crashed; 2 soldiers killed. Robert H. Reid, “U.S. helicopter crashes in flames northwest of Baghdad, killing all 7 on board”, *Associated Press*, February 7, 2007. U.S. helicopter crashed; 7 soldiers killed. James Glanz, “Insurgents Stepping Up Efforts to Down U.S. Helicopters in Iraq”, *New York Times*, February 12, 2007. Sinan Salaheddin, “U.S. helicopter shot down north of Baghdad; all aboard safely evacuated”, *Associated Press*, February 21, 2007. Bassem Mroue, “4 Britons Dead in Iraq; U.S. Copter Down”, *Associated Press Online*, April 5, 2007. “U.S. Chopper Crashes in Iraq, Two Killed”, *Agence France Presse*, May 29, 2007.

<sup>60</sup> Nina Kamp, Michael O’Hanlon and Amy Unikewicz, “The State of Iraq: An Update,” *New York Times*, October 1, 2006. The Brookings-Bern Project on Internal Displacement. “Iraq Displacement,” UNHCR Briefing Notes, UNHCR, November 3, 2006. Accessed at: <http://www.unhcr.org/news/NEWS/454b1f8f2.html>.

<sup>61</sup> Sabrina Tavernise, “As Death Stalks Iraq, Middle-Class Exodus Begins,” *New York Times*, May 19, 2006. Sharon Behn, “Iraq’s Best and Brightest Flee From Violence,” *Washington Times* June 26, 2006. Alexander Higgins, “Iraqis’ Exodus Alters UN Plan,” *Philadelphia Inquirer*, November 4, 2006. “Iraq Displacement,” UNHCR Briefing Notes, UNHCR, November 3, 2006. Accessed at: <http://www.unhcr.org/news/NEWS/454b1f8f2.html>.

<sup>62</sup> “For Iraqis, Exodus to Syria and Jordan Continues,” *New York Times* June 14, 2006 (citing U.S. Committee for Refugees and Immigrants)



<sup>63</sup> Iraq Weekly Status Report, *Department of State*. Accessed at: <http://www.state.gov/p/nea/rls/rpt/iraqstatus/>. From February 2005 to the present, our source differentiates between the terminology “trained and equipped” for police, in which unauthorized absences personnel are included, and “operational” for the National Guard and Armed Forces, in which unauthorized absences personnel are not included. As many as 5,000 recruits from Sunni areas have joined the Iraqi Armed Forces in the past several months. *National Strategy for Victory in Iraq*, National Security Council, November 2005, page 21.

<sup>64</sup> Author’s estimate based on Bradley Graham, “Rumsfeld Defends Iraqi Forces,” *Washington Post*, October 1, 2005, in which Graham lists 36 out of 116 army and special police battalions at Level 2 readiness. This percentage was used to estimate the number of number of troops.

<sup>65</sup> Lt. Gen. David Petraeus, speech at the St. Regis Hotel, Washington, DC, November 7, 2005.

<sup>66</sup> October 2005 numbers are according to Lt. Gen. David Petraeus, speech at the St. Regis Hotel, Washington, DC, November 7, 2005. The statistic of 32,000 in level I and II readiness is based upon Petraeus citation of 40 so prepared battalions and author’s assumption that one battalion equals approximately 750 to 800 troops. Petraeus also stated that the number of 211,000 total Iraqi Security Forces is headed towards 325,000. Iraqi Security Forces have 20,000 vehicles in all, although the number of well-armored vehicles is much lower (author’s estimate: about 300).

<sup>67</sup> Measuring Stability and Security in Iraq February 2006, Report to Congress in Accordance with the Department of Defense Appropriations Act 2006 (Section 9010), page 37 and 38.

<sup>68</sup> GAO-06-1094T: Stabilizing Iraq: An Assessment of the Security Situation, General Accounting Office, September 11, 2006, page 15.

<sup>69</sup> GAO-06-1094T: Stabilizing Iraq: An Assessment of the Security Situation, General Accounting Office, September 11, 2006, page 15.

<sup>70</sup> GAO-06-1094T: Stabilizing Iraq: An Assessment of the Security Situation, General Accounting Office, September 11, 2006, page 15.

<sup>71</sup> *Ibid.*, p. 36.

<sup>72</sup> The Economist Intelligence Unit, cited by “Index Ranks Middle East Freedom,” *BBC News Online*, 18 November 2005, [http://news.bbc.co.uk/2/hi/middle\\_east/4450582.stm](http://news.bbc.co.uk/2/hi/middle_east/4450582.stm), accessed 18 November 2005.

<sup>73</sup> Press Freedom Index 2006, compiled by “Reporters Without Borders”, accessible at: [http://www.rsf.org/rubrique.php?id\\_rubrique=639](http://www.rsf.org/rubrique.php?id_rubrique=639)

<sup>74</sup> *National Strategy for Victory in Iraq*, National Security Council, November 2005, page 16.

<sup>75</sup> “Iraq’s New Legislature,” *Washington Post*, January 26, 2006.

<sup>76</sup> Iraq Weekly Status Report, *Department of State*. Accessed at: <http://www.state.gov/p/nea/rls/rpt/iraqstatus/>. The numbers for crude oil production, diesel, kerosene, gasoline/benzene, and liquid petroleum gas represent average data from the entire month, and are thus based on multiple Weekly Status Reports. The crude oil export reflects the total for the month. For all categories, data for a complete month is typically available in the Weekly Status Report for the first week of the next month.

<sup>77</sup> “Iraq Fact Sheet: Oil,” *Joint Staff & CPA*, Unclassified. Provided to the author by CPA/DoD. As of December 11, 2003.

<sup>78</sup> *Ibid.*

<sup>79</sup> *Ibid.*

<sup>80</sup> *Ibid.*

<sup>81</sup> “Iraq Fact Sheet: Oil,” *Joint Chiefs and CPA*, January 13, 2004. “Draft Working Papers: Iraq Status,” *Department of Defense*, 20 January, 2004. Unclassified. Provided to the author by the CPA/DoD. Based on two week estimate.

<sup>82</sup> “Iraq Fact Sheet: Oil,” *Joint Chiefs and CPA*, January 13, 2004.

<sup>83</sup> “Iraq Fact Sheet: Power” *Joint Staff and CPA*, March 15, 2004.

<sup>84</sup> “Iraq Fact Sheet: Oil,” *Joint Staff and CPA*, April 20, 2004. “Iraq Fact Sheet: Oil,” *Joint Staff and CPA*, April 20, 2004.

<sup>85</sup> “Iraq Fact Sheet: Oil,” *Joint Staff and CPA*, May 25, 2004.

<sup>86</sup> *Ibid.*

<sup>87</sup> Draft Working Papers: Iraq Status,” *Department of State*, October 6, 2004.

<sup>88</sup> Draft Working Papers: Iraq Status,” *Department of State*, August 4, 2004.

<sup>89</sup> Draft Working Papers: Iraq Status,” *Department of State*, October 6, 2004.

<sup>90</sup> The statistics for September 2005 are based on incomplete data and represent averages for approximately half of the month.

<sup>91</sup> U.S. State Department’s “Iraq Weekly Status Report” did not provide production amounts of diesel, kerosene, gasoline or LPG for the week of December 18-25 so averages for these categories are only for the 24 days in December for which exact figures are known.

<sup>92</sup> Country Report No. 05/294: Iraq: 2005 Article IV Consultation – Staff Report; Staff Supplement; Public Information Notice on the Executive Board Discussion; and Statement by the Executive Director for Iraq, International Monetary Fund, August 2005, p. 11.

<sup>93</sup> Iraq Weekly Status Report, *Department of State*. Accessed at: <http://www.state.gov/p/nea/rls/rpt/iraqstatus/>. The number presented reflects the total oil revenue for the month. Data for a complete month is typically available in the Weekly Status Report for the first week of the next month.

<sup>94</sup> Iraq Weekly Status Report, *Department of State*. Accessed at: <http://www.state.gov/p/nea/rls/rpt/iraqstatus/>. The average of megawatt hours and average hours of electricity per day reflect all the data available for the given month, and thus span multiple Weekly Status Reports. The average amount of electricity generated is derived from the average of megawatt hours. The statistics for September 2005 are based upon incomplete data and represent averages for approximately half of the month.

\*The data for November for the average hours of electricity per day is updated in our source, representing the entire month. The numbers for average amount of electricity generated and average MW hours represents data through the 21<sup>st</sup> of November only.

<sup>95</sup> GAO-05876: Rebuilding Iraq: Status of Funding and Reconstruction Efforts, General Accounting Office, July 2005, p. 26.

<sup>96</sup> Glenn Zorpette, “Re-engineering Iraq,” *IEEE Spectrum*, February 2006, page 31.

<sup>97</sup> “Reconstructing Iraq,” *International Crisis Group*, Report, September 2, 2004, p. 16, footnote 157.

<sup>98</sup> “Iraq Weekly Status Report”, *Department of Defense*, April-June, 2004. Available at <http://www.defenselink.mil/news/>. “Iraq Weekly Status Report”, *Department of State*, August 2004-June 2006. Accessed at: <http://www.state.gov/p/nea/rls/rpt/iraqstatus/>.

<sup>99</sup> Special Inspector General for Iraq Reconstruction, *Quarterly Report and Semiannual Report*, April 30, 2007, page 112-113.

<sup>100</sup> GAO-06-428T: Rebuilding Iraq: Stabilization, Reconstruction and Financing Challenges, General Accounting Office, February 8, 2006, Summary.

<sup>101</sup> Measuring Stability and Security in Iraq October 2005, Report to Congress In Accordance with Conference Report 109-72, Emergency Supplemental Appropriations Act, 2005, page 11. Information from World Bank and IMF. Measuring Stability and Security in Iraq November 2006, Report to Congress In Accordance with Conference Report 109-72, Emergency Supplemental Appropriations Act, 2005, page 12 Measuring Stability and Security in Iraq March 2007, Report to Congress In Accordance with Conference Report 109-72, Emergency Supplemental Appropriations Act, 2005, page 9

<sup>102</sup> GAO-07-308SP: “Securing, Stabilizing and Rebuilding Iraq”, General Accounting Office, January 2007, p. 55

<sup>103</sup> GAO-07-308SP: “Securing, Stabilizing and Rebuilding Iraq”, General Accounting Office, January 2007, p. 60

<sup>104</sup> Robert A. Sunshine, Assistant Director, Congressional Budget Office, “Issues in Budgeting for Operations in Iraq and the War on Terrorism”, testimony given before the Committee on the Budget, U.S. house of Representatives, January 18, 2007

<sup>105</sup> “Estimated Costs of U.S. Operations in Iraq Under Two Specified Scenarios,” *Congressional Budget Office*, July 13, 2006, pp. 9, 18. “Iraq inflation hits 70 percent in 2006”, *Agence France Presse*, January 28, 2007. “Measuring Stability and Security in Iraq”, March 2007.

<sup>106</sup> *Ibid.*, p. 7.

<sup>107</sup> James Glanz, “Despite Crushing Costs, Iraqi Cabinet Lets Big Subsidies Stand,” *New York Times*, August 11, 2005.

<sup>108</sup> *Ibid.*

<sup>109</sup> *Ibid.*

<sup>110</sup> Measuring Security and Stability in Iraq, May 2006, Report to Congress in Accordance with the Department of Defense Appropriations Act 2006 (Section 9010), p. 13. Measuring Security and Stability in Iraq, August 2006, Report to Congress in Accordance with the Department of Defense

- Appropriations Act 2006 (Section 9010), p. 11. Measuring Security and Stability in Iraq, November 2006, p. 8. Measuring Security and Stability in Iraq, March 2007, p. 7.
- <sup>111</sup> Measuring Stability and Security in Iraq October 2005, Report to Congress In Accordance with Conference Report 109-72, Emergency Supplemental Appropriations Act, 2005, page 25.
- <sup>112</sup> Measuring Security and Stability in Iraq, August 2006, Report to Congress in Accordance with the Department of Defense Appropriations Act 2006 (Section 9010), p. 11.
- <sup>113</sup> Measuring Security and Stability in Iraq, May 2006, Report to Congress in Accordance with the Department of Defense Appropriations Act 2006 (Section 9010), p. 26. Measuring Security and Stability in Iraq, August 2006, Report to Congress in Accordance with the Department of Defense Appropriations Act 2006 (Section 9010), p. 23. Special Inspector General for Iraq Reconstruction, *Quarterly Report and Semiannual Report*, January 30, 2007, page 107 Measuring Security and Stability in Iraq, April 2007, Report to Congress in Accordance with the Department of Defense Appropriations Act 2006 (Section 9010), p. 69.
- <sup>114</sup> Ibid.
- <sup>115</sup> Jeremy Crimmons, "Chicago Lawyer Helped Rebuild Communications Network in Iraq," *Chicago Daily Law Bulletin*, April 23, 2005. Anderson Cooper 360 Degrees, CNN, June 30, 2004. "Media in Iraq," *BBC Monitoring World Media*, January 24, 2005. Survey Outlines Iraqi Newspapers' Popularity, Standards," BBC Monitoring International Reports," June 14, 2004. "Iraqi Newspaper Delegation Visits Jordan Discusses Ties, Iraqi Media Environment," *BBC Monitoring International Reports*, April 22, 2005. Measuring Security and Stability in Iraq, May 2006, Report to Congress in Accordance with the Department of Defense Appropriations Act 2006 (Section 9010), p. 13.
- <sup>116</sup> James Palmer, "With Iraqi Doctors Fleeing, Prognosis is More Agony," *Star-Ledger*, April 3, 2006.
- <sup>117</sup> Sabrina Tavernise, "Iraq's Lethal Traffic: Warning! Anarchy Ahead," *New York Times*, November 5, 2005.
- <sup>118</sup> Special Inspector General for Iraq Reconstruction, *Quarterly Report and Semiannual Report*, July 30, 2006, page 41. Special Inspector General for Iraq Reconstruction, *Quarterly Report and Semiannual Report: A Year in Transition*, January 2006, p. 32.
- <sup>119</sup> Sabrina Tavernise, "Amid Iraqi Chaos, Schools Fill After Long Decline," *New York Times*, June 26, 2006.
- <sup>120</sup> Survey conducted by D3 Systems for the BBC, ABC News, ARD German TV and USA Today. Embargoed for release March 19, 2007.
- <sup>121</sup> Survey conducted by Opinion Research Business, March 2007. Accessible at [www.opinion.co.uk](http://www.opinion.co.uk)
- <sup>122</sup> World Public Opinion.org, "The Iraqi Public on the US Presence and the Future of Iraq," Conducted by the Program on International Policy Attitudes (PIPA), accessed at [http://www.worldpublicopinion.org/pipa/pdf/sep06/Iraq\\_Sep06\\_rpt.pdf](http://www.worldpublicopinion.org/pipa/pdf/sep06/Iraq_Sep06_rpt.pdf), September 27, 2006.
- <sup>123</sup> International Republican Institute, "Survey of Iraqi Public Opinion, June 14 – 24, 2006," accessed at <http://www.iri.org/pdfs/7-18-06%20Iraq%20poll%20presentation.ppt> July 27, 2006. 2,849 interviews were conducted in person from June 14 – 24, 2006, among a random national sample of 3,120 Iraqis. Margin of error is +/- 3 percentage points and response rate is 91%. This poll was conducted by an Iraqi polling firm conducting interviews in all 18 governates.
- <sup>124</sup> World Public Opinion.org, "What the Iraqi Public Wants," Conducted by the Program on International Policy Attitudes (PIPA), accessed at <http://www.worldpublicopinion.org/pipa/articles/brmiddleeastnafricara/165.php?nid=&id=&pnt=165&lb=brme> July 21, 2006. Face-to-face interviews conducted among a national random sample of 1,000 Iraqi adults 18 years and older. An over sample of 150 Iraqi Sunni Arabs from predominantly Sunni Arab provinces (Anbar, Diyala and Salah Al-Din) was carried out to provide additional precision with this group. The total sample thus was 1,150 Iraqi adults. The data were weighted to the following targets (Shia Arab, 55%, Sunni Arab 22%, Kurd 18%, other 5%) in order to properly represent the Iraqi ethnic/religious communities. The sample design was a multi-stage area probability sample conducted in all 18 Iraqi provinces including Baghdad. Urban and rural areas were proportionally represented. A 94% contact rate and 74% completion rate were achieved.