

THE BROOKINGS INSTITUTION

1775 Massachusetts Avenue, NW Washington, DC 20036-2188
Tel: 202-797-6000 Fax: 202-797-6004
www.brookings.edu

Iraq Index *Tracking Variables of* *Reconstruction & Security in Post-Saddam Iraq*

www.brookings.edu/iraqindex

September 28, 2006

For full source information for entries other than the current month, please see the Iraq Index archives at
www.brookings.edu/fp/saban/iraq/indexarchive.htm

Michael E. O'Hanlon
Nina Kamp

For more information please contact Nina Kamp at nkamp@brookings.edu

TABLE OF CONTENTS

Security Indicators

	<i>Page</i>
U.S. Troop Fatalities since March 2003.....	4
Cause of Death for US Troops.....	5
American Military Fatalities by Category.....	6
U.S. Troops Wounded in Action since March 2003.....	6
British Military Fatalities since March 2003.....	7
Non-U.S. & U.K. Coalition Military Fatalities since March, 2003.....	7
Non-U.S. & U.K. Coalition Military Fatalities by Country since March 2003.....	8
Iraqi Military and Police Killed since January 2005.....	8
Car Bombs in Iraq (Lethal and Non-Lethal).....	9
Iraqi Civilians Killed by US Troops.....	9
Iraqi Civilians Killed By Violence.....	10
Multiple Fatality Bombings in Iraq.....	11
Killed and Wounded in Multiple Fatality Bombings.....	11
Police and Civilian Deaths by Region.....	12
Non-Iraqi Civilian Contractors Killed in Iraq.....	12
Non-Iraqi Civilian Casualties Killed Monthly since May 2003.....	13
Journalists Killed in Iraq.....	13
Nationalities of Journalists Killed in Iraq.....	13
Circumstances of Journalist Deaths.....	13
Logistics Personnel in Iraq and Kuwait.....	14
Comparison of Fatality Rates Among Selected Workers in Iraq.....	14
Iraqis Kidnapped.....	15
Foreign Nationals Kidnapped in Iraq since May 2003.....	15
Total Number of Insurgents Detained or Killed.....	16
Iraqi Prison Population.....	16
Estimated Strength of Insurgency Nationwide.....	17
Estimated Number of Foreign Fighters in the Insurgency.....	18
Insurgency Indicators.....	18
Terrorism and Iraq.....	18
Nationalities of Foreign Militants in Iraq, September 2005.....	19
Coalition Troop Strength in Iraq.....	20
Distribution of the Army's Authorized End Strength, By Component and Function, Fiscal Year 2005.....	20
Top Ten Non-U.S. Coalition Contributors of Military Personnel in Iraq.....	21
Attacks on Iraqi Oil and Gas Pipelines, Installations, & Personnel.....	21
Number of Daily Attacks by Insurgents.....	22
Average Weekly Attacks by Time Period: 1 January 2004 – 20 January 2006.....	22
Improvised Explosive Devices (IED's) Detonated And Disarmed January – June, 2006.....	23
Coalition Forces Ability to Find and Disarm Improvised Explosive Devices.....	23
Average Number of Daily Patrols and Violent Events in Baghdad.....	23
American Military Helicopters Downed in Iraq.....	24
Internally Displaced Persons in Iraq.....	24
Migration Indicators.....	24
Refugees And Asylum Seekers.....	24
Size of Iraqi Security Forces on Duty.....	25
Estimated Ministry of Defense Forces' Capabilities.....	26
Estimated Ministry of Interior National Police Forces' Capabilities.....	26
US Air Missions.....	26
Enemy-Initiated Attacks Against the Coalition and Its Partners.....	27
Index of Political Freedom.....	27
Political Parties in Iraq.....	28
Council Seats in New Iraqi Legislature.....	28

Economic & Quality of Life Indicators

Fuel.....	29
Oil Revenue from Exports.....	30
Electricity.....	31
Nationwide Unemployment Rate.....	32
Gross Domestic Product Estimates and Projections.....	33
World Bank Estimate of Iraq Reconstruction Needs.....	33
CPA-Estimated Needs for Iraq Reconstruction in Sectors not Covered by the UN/World Bank Assessment.....	33
American Aid Appropriated, Obligated and Disbursed towards the Iraq Relief and Reconstruction Fund.....	34

IRRF 2 Program Status.....	35
Pledges of Reconstruction Aid to Iraq by Country, As of December 31, 2005.....	36
Estimated Costs of U.S. Operations in Iraq.....	37
Estimated Defense Funding Provided for Operation Iraqi Freedom.....	38
Funding for Iraqi Security Forces, Diplomatic Operations, and Foreign Aid.....	39
Inflation.....	39
Other Economic Indicators.....	39
Trained Judges.....	40
Relative Amount of Car Traffic.....	40
Typical Length of Gasoline Lines.....	40
Number of Registered Cars in Baghdad.....	40
Telephone subscribers.....	41
Internet subscribers.....	41
Tons of Mail Sent by Iraqis.....	41
Media.....	42
Doctors in Iraq.....	42
Current Water Projects Outputs Vs. CPA Goals.....	42
Education Indicators.....	43
Education Indicators – Enrollment.....	43

Polling/Politics

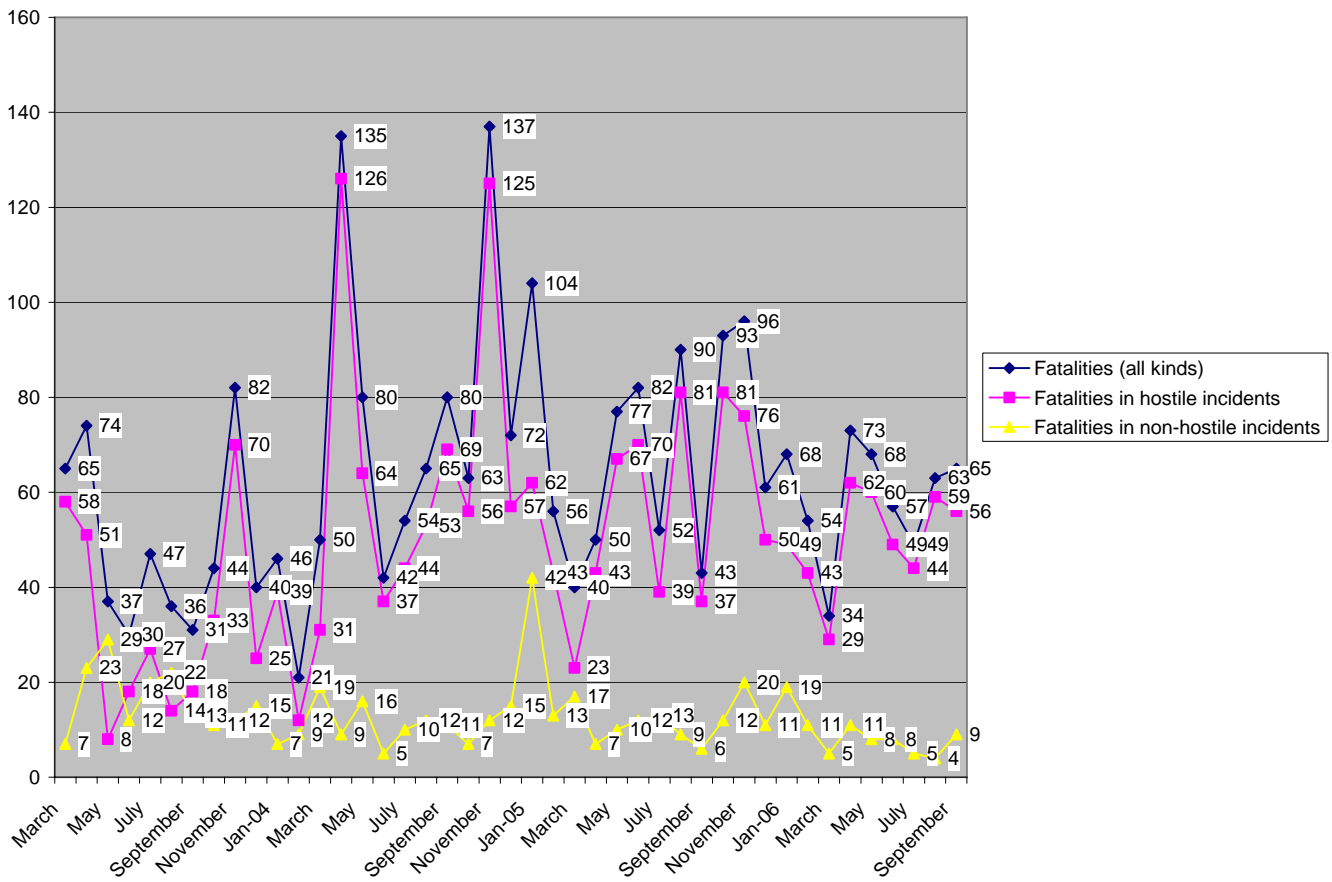
June 14 – 24, 2006: International Republican Institute.....	44
March 23 – 31, 2006: International Republican Institute.....	50
January 31, 2006: World Opinion Poll.org – What the Iraqi Public Wants.....	52
British Ministry of Defence Poll.....	52

NOTE ON THE METHODOLOGY OF THE IRAQ INDEX:

Although the footnotes to the Iraq Index document our sources in detail, it is worth noting here a few broad points. The majority of our information comes from the U.S. Government, though we must often analyze it and process it further to show trends over the full period since Saddam Hussein fell in 2003. Some information comes from foreign journalists on the ground and from nongovernmental organizations; a very modest amount to date comes from Iraqi sources. Most tables and charts are straightforward representations of data as we obtain it from the above primary sources, with only modest further analysis and processing required. However, a few graphics, such as those on crime and unemployment rates, require more methodological work (and more assumptions) on our part—and are as a result also perhaps somewhat less precise than most of the tables and charts.

SECURITY INDICATORS

U.S. TROOP FATALITIES SINCE MARCH 19, 2003¹



Total from March 19, 2003 (start of major combat operations) through September 27, 2006:

Fatalities (all kinds): **2,706**
 Fatalities in hostile incidents: **2,158**
 Fatalities in non-hostile incidents: **548**

NOTE ON U.S. TROOP FATALITIES SINCE MARCH 19, 2003 TABLE:

The daily Department of Defense casualty reports that we use for our monthly estimates on U.S. troops killed doesn't make entirely clear when in a 24 hour period casualties were incurred. Since the reports are published 10 AM daily, there is the possibility that our numbers for January 2005 and onwards are slightly off due to uncertainties about whether casualties occurred on the first and last day of each month. We have chosen to interpret the numbers in the casualty report as representing fatalities that occurred throughout the previous day. Total fatalities include seven civilians working for the Department of Defense.

CAUSE OF DEATH FOR US TROOPS²

Month	Improvised Explosive Device	Car Bombs	Mortars And Rockets	Rocket Propelled Grenades	Helicopter Losses*	Other Hostile Fire	Non-Hostile Causes*	Total
March 03	0 (0%)	0 (0%)	0 (0%)	0 (0%)	8 (12.3%)	50 (76.9%)	7 (10.8%)	65
April	0 (0%)	0 (0%)	3 (4.1%)	4 (5.4%)	8 (10.8%)	41 (55.4%)	18(24.3%)	74
May	0 (0%)	0 (0%)	0 (0%)	0 (0%)	7 (18.9%)	6 (16.2%)	24 (64.9%)	37
June	0 (0%)	0 (0%)	0 (0%)	4 (13.3%)	0 (0%)	14 (46.6%)	12 (40.0%)	30
July	4 (8.3%)	0 (0%)	0 (0%)	9 (18.8%)	0 (0%)	15 (31.3%)	20 (41.7%)	48
August	7 (20%)	0 (0%)	0 (0%)	2 (5.7%)	0 (0%)	7 (20%)	19 (54.3%)	35
September	5 (16.1%)	0 (0%)	2 (6.5%)	2 (6.5%)	1 (3.2%)	9 (29%)	12 (38.7%)	31
October	13 (29.5%)	0 (0%)	4 (9.1%)	2 (4.5%)	0 (0%)	14 (31.8%)	11 (25%)	44
November	20 (24.4%)	0 (0%)	1 (1.2%)	1 (1.2%)	39 (47.6%)	8 (9.8%)	13 (15.8%)	82
December	18 (45%)	1 (2.5%)	2 (5%)	0 (0%)	0 (0%)	4 (10%)	15 (37.5%)	40
January 04	20 (42.6%)	3 (6.4%)	4 (8.5%)	1 (2.1%)	14 (29.8%)	4 (8.5%)	1 (2.1%)	47
February	9 (45%)	0 (0%)	2 (10%)	0 (0%)	2 (10%)	3 (15%)	4 (20%)	20
March	19 (36.5%)	0 (0%)	4 (7.7%)	0 (0%)	0 (0%)	12 (23.1%)	17 (32.7%)	52
April	16 (11.9%)	10 (7.4%)	7 (5.2%)	13 (9.6%)	2 (1.5%)	78 (57.8%)	9 (6.7%)	135
May	21 (26.3%)	2 (2.5%)	12 (15%)	2 (2.5%)	0 (0%)	25 (31.3%)	18 (22.5%)	80
June	12 (28.6%)	2 (4.8%)	7 (16.7%)	1 (2.4%)	0 (0%)	15 (35.7%)	5 (11.9%)	42
July	17 (31.5%)	2 (3.7%)	7 (13%)	2 (3.7%)	0 (0%)	16 (29.6%)	10 (18.5%)	54
August	16 (24.2%)	0 (0%)	2 (3%)	4, (6.1%)	2 (3%)	33 (50%)	9 (13.6%)	66
September	15 (18.8%)	11(13.8%)	4 (5%)	2 (2.5%)	0 (0%)	37 (46.3%)	11 (13.8%)	80
October	12 (19%)	19 (30.2%)	2 (3.2%)	4 (6.3%)	2 (3.2%)	19 (30.2%)	5 (7.9%)	63
November	18 (13.1%)	6 (4.4%)	4 (2.9%)	4 (2.9%)	0 (0%)	93 (67.9%)	12 (8.8%)	137
December	14 (19.4%)	2 (2.8%)	1 (1.4%)	0 (0%)	2 (2.8%)	41 (56.9%)	12 (16.7%)	72
January 05	29 (27.1%)	3 (2.8%)	3 (2.8%)	8 (7.5%)	33 (30.8%)	11 (10.3%)	20 (18.7%)	107
February	25 (43.1%)	1 (1.7%)	1 (1.7%)	0 (0%)	0 (0%)	15 (25.9%)	16 (27.6%)	58
March	13 (37.1%)	7 (20%)	1 (2.9%)	0 (0%)	0 (0%)	10 (28.6%)	4 (11.4%)	35
April	20 (38.5%)	7 (13.5%)	5 (9.6%)	2 (3.8%)	0 (0%)	12 (23.1%)	6 (11.5%)	52
May	33 (41.2%)	10 (12.5%)	6 (7.5%)	2 (2.5%)	2 (2.5%)	14 (17.5%)	13 (16.3%)	80
June	36 (46.2%)	8 (10.3%)	2 (2.6%)	3 (3.8%)	2 (2.6%)	18 (23.1%)	9 (11.5%)	78
July	36 (66.7%)	2 (3.7%)	3 (5.6%)	0 (0%)	0 (0%)	4 (7.4%)	9 (16.7%)	54
August	40 (47.1%)	7 (8.2%)	1 (1.2%)	0 (0%)	0 (0%)	27 (31.8%)	10 (11.8%)	85
September	37 (75.5%)	0 (0%)	2 (4.1%)	0 (0%)	0 (0%)	3 (6.1%)	7 (14.3%)	49
October	57 (59.4%)	2 (2.1%)	7 (7.3%)	0 (0%)	0 (0%)	11 (11.5%)	19 (19.8%)	96
November	40 (47.6%)	6 (7.1%)	0 (0%)	0 (0%)	2 (2.4%)	24 (28.6%)	12 (14.3%)	84
December	42 (61.8%)	3 (4.4%)	2 (2.9%)	1 (1.5%)	2 (2.9%)	9 (13.2%)	9 (13.2%)	68
January 06	24 (38.7%)	3 (4.8%)	0 (0%)	1 (1.6%)	13 (21%)	10 (16.1%)	11 (17.7%)	62
February	36 (65.5%)	2 (3.6%)	1 (1.8%)	0 (0%)	0 (0%)	7 (12.7%)	9 (16.4%)	55
March	12 (38.7%)	1 (3.2%)	3 (9.7%)	1 (3.2%)	0 (0%)	9 (29%)	5 (16.1%)	31
April	45 (59.2%)	1 (1.3%)	1 (1.3%)	1 (1.3%)	2 (2.6%)	15 (19.7%)	11 (14.5%)	76
May	36 (52.2%)	2 (2.9%)	0 (0%)	0 (0%)	4 (5.8%)	17 (24.6%)	10 (14.5%)	69
June	33 (54.1%)	0 (0%)	1 (1.6%)	0 (0%)	0 (0%)	23 (37.7%)	4 (6.6%)	61
July	22 (50.0%)	3 (6.8%)	0 (0%)	1 (2.3%)	0 (0%)	13 (29.5%)	5 (11.4%)	44
August	29 (44.6%)	0 (0%)	0 (0%)	0 (0%)	2 (3.1%)	29 (44.6%)	5 (7.7%)	65
September	30 (44.8%)	4 (6.0%)	1 (1.5%)	1 (1.5%)	0 (0%)	23 (34.3%)	8 (11.9%)	67
Total	931 (34.4%)	130 (4.8%)	108 (4.0%)	78 (2.9%)	149 (5.5%)	848 (31.3%)	466 (17.2%)	2,710

Through September 27, 2006

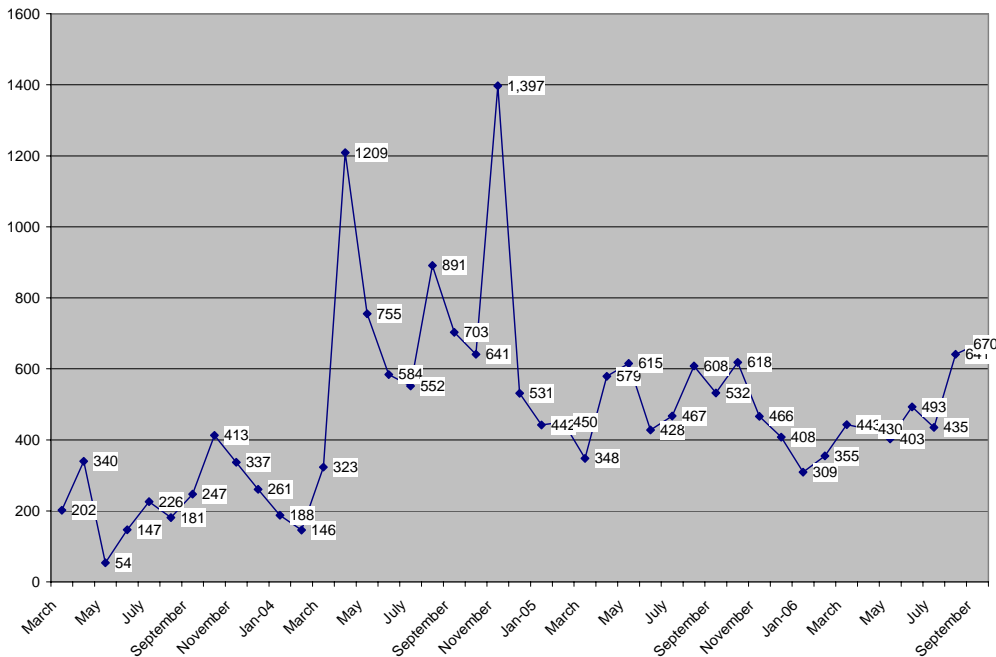
NOTE ON CAUSE OF DEATH DETAIL TABLE: Helicopter losses include deaths caused by both non-hostile helicopter accidents and helicopters downed by hostile fire. Hostile losses were as follows: 3/03 (8 killed); 4/03 (2); 11/03 (39); 1/04 (10); 4/04 (2); 5/05 (2); 6/05 (2); 11/05 (2); 1/06 (4); 4/06 (2); 5/06 (2) total: 75. Non-hostile losses were as follows: 4/03 (6); 5/03 (7); 9/03 (1); 1/04 (4); 2/04 (2); 8/04 (2); 10/04 (2); 12/04 (2); 1/05 (33); 12/05 (2); 1/06 (9); 5/06 (2); 8/06 (2) total: 74. The “Non-Hostile Causes” data then does not include non-hostile helicopter losses.

The total number of deaths as listed here may vary slightly from the Total Fatalities listed under “US Troop Fatalities Since March 19, 2003” because the two charts use data from different sources. Any discrepancy is likely to be a result of a difference in the cut-off time until which data was included each day and at the end of the month.

AMERICAN MILITARY FATALITIES BY CATEGORY MARCH 19, 2003 – SEPTEMBER 2, 2006³

Category	Total fatalities as of September 2, 2006: 2,641
Gender	Male: 2,588 Female: 53
Age	Younger than 22: 781 22-24: 616 25-30: 654 31-35: 277 Older than 35: 313
Component	Active: 2,042 Reserve: 225 National Guard: 374
Military service	Army: 1,794 Marines: 767 Navy: 54 Air Force: 25 Coast Guard: 1
Officers/Enlisted	Officer: 263 E5-E9: 854 E1-E4: 1,524
Race/Ethnicity	American Indian or Alaska Native: 28 Asian: 46 Black or African American: 260 Hispanic or Latino: 298 Multiple races, pending or unknown: 33 Native Hawaiian or Pacific Islander: 26 White: 1,950

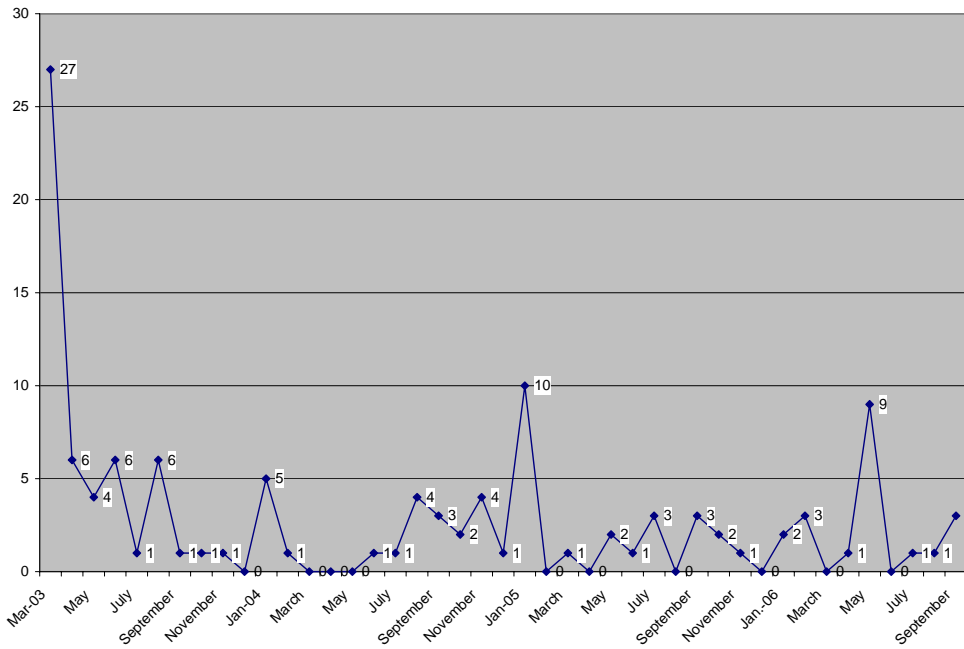
U.S. TROOPS WOUNDED IN ACTION SINCE MARCH 2003⁴



Total from March 19, 2003 through September 27, 2006: 20,468

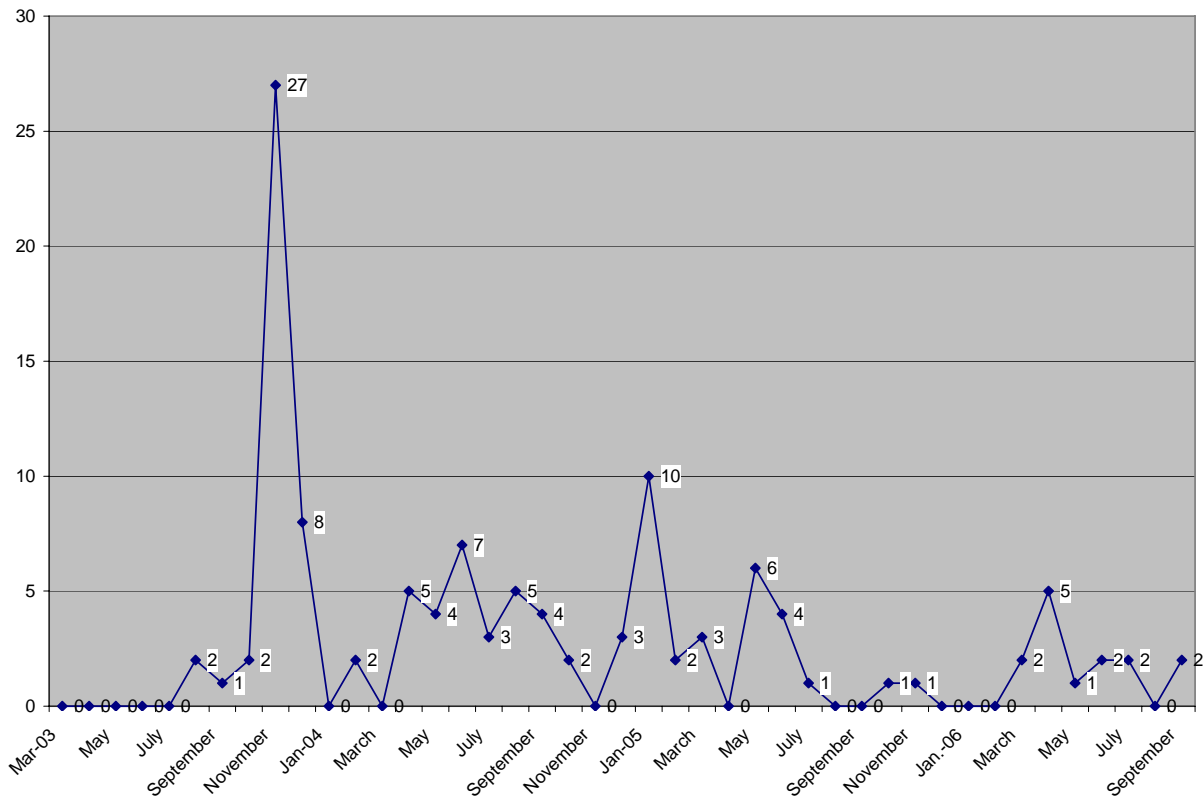
The daily Department of Defense casualty reports that we use for our monthly estimates on U.S troops wounded does not make it entirely clear when in a 24-hour period casualties were incurred. Since the reports are published at 10AM daily, there is possibility that our numbers for January 2005 and onwards are slightly off due to uncertainties about whether casualties occurred on the first or the last of each month.

BRITISH MILITARY FATALITIES SINCE MARCH 19, 2003⁵



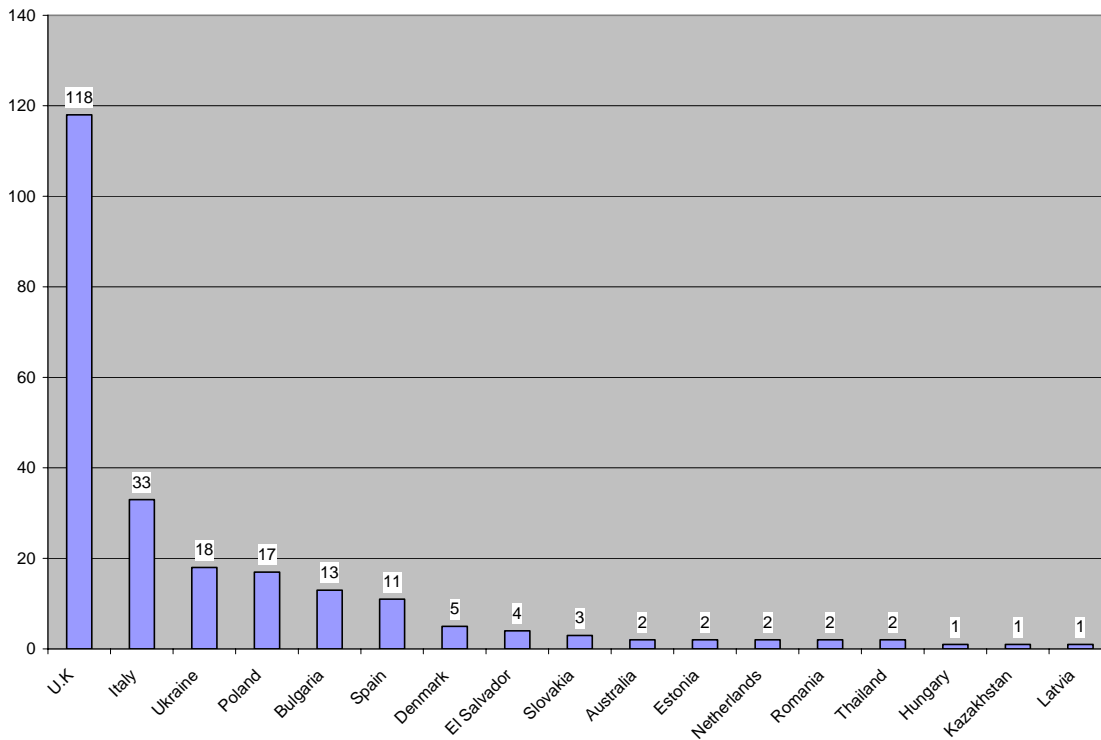
Total through September 27, 2006: 118

NON-U.S. & U.K. COALITION MILITARY FATALITIES SINCE MARCH 19, 2003⁶



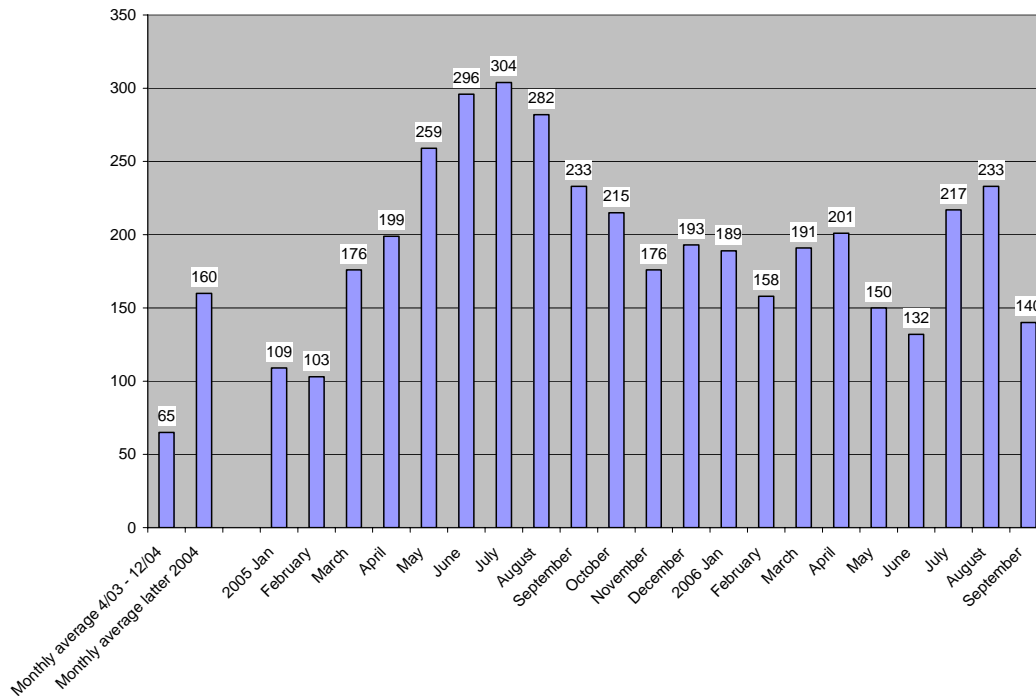
Total through September 27, 2006: 117

NON-U.S. COALITION TROOP FATALITIES BY COUNTRY SINCE MARCH 19, 2003⁷



Total through September 27, 2006: 235

IRAQI MILITARY & POLICE KILLED MONTHLY⁸

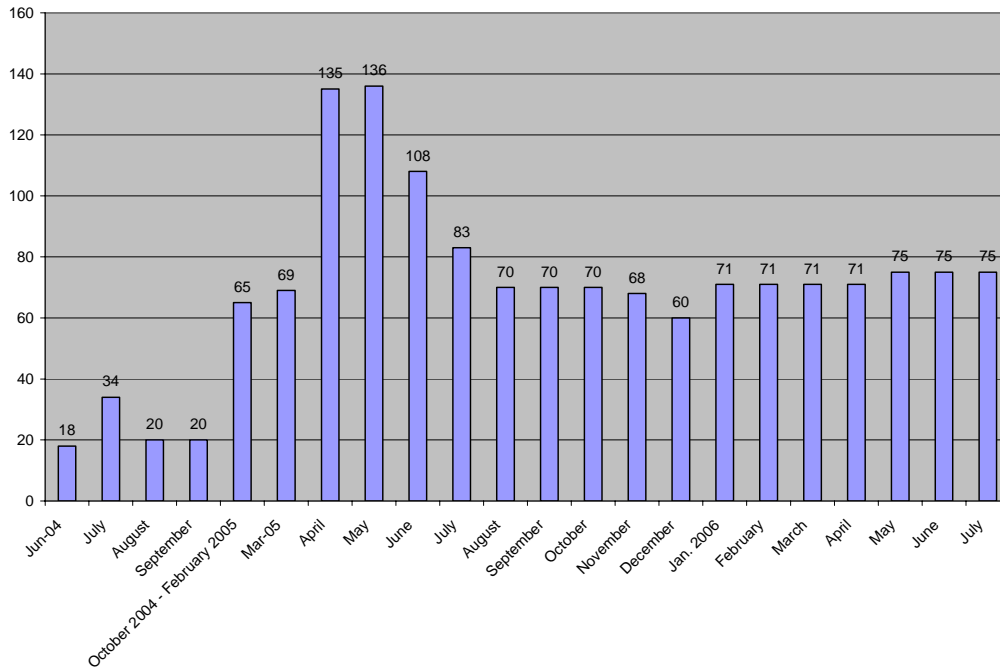


Total June 2003 through September 27, 2006: 5,456

1,300 Iraqi military and police were killed between June 2003 and January 4, 2005 according to Iraqi Minister of Interior Falah Hasan Al-Naqib. "Iraqi Officers, Police Members Killed so Far Total 1,300," Kuwait News Agency (KUNA) January 4, 2005.

Maj. Gen. Joseph Peterson, the top American police trainer in Iraq, noted through his spokesperson that 1,497 Iraqi police officers were killed and 3,256 wounded in 2005. Eric Schmitt, "2,000 More MPs Will Help Train the Iraqi Police," *New York Times*, January 16, 2006.

CAR BOMBS IN IRAQ (LETHAL AND NON-LETHAL)⁹



NOTE ON CAR BOMBS IN IRAQ CHART: Many numbers in this chart are estimates. Please see relevant footnote for details.

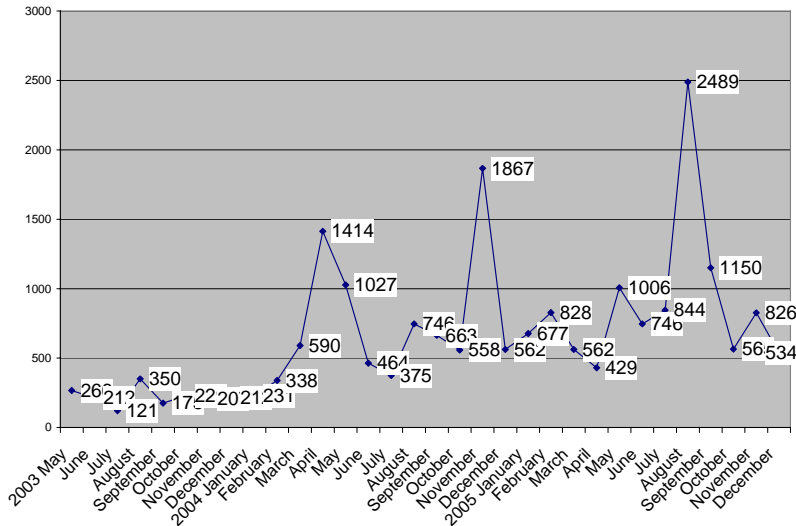
IRAQI CIVILIANS KILLED BY US TROOPS¹⁰

2005	Average of 7 per week
January 2006	4 per week
August 2006	1 per week

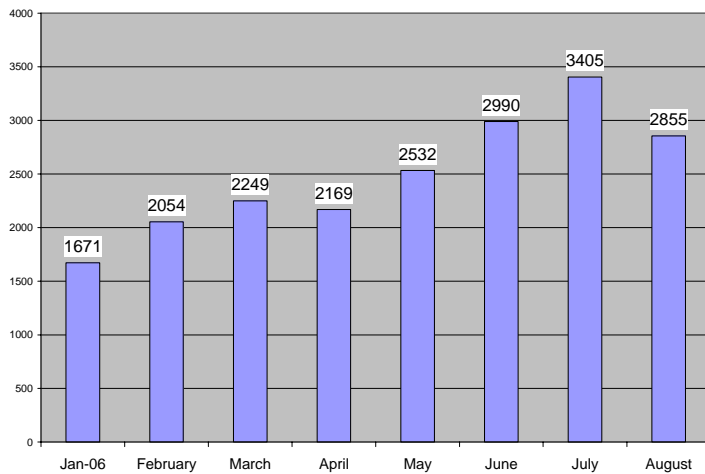
NOTE ON IRAQI CIVILIANS KILLED BY US TROOPS: The military has recently announced that an average of one Iraqi civilian per day was killed in “escalation of force” incidents alone in 2005. Josh White, Charles Lane and Julie Tate, “Homicide Charges Rare in Iraq War; Few Troops Tried for Killing Civilians,” *Washington Post*, August 28, 2006.

IRAQI CIVILIANS KILLED BY VIOLENCE

MAY 2003–DECEMBER 2005 (Does Not Include Murders)



JANUARY 2006 – PRESENT (All Violent Causes)¹¹



NOTE ON “IRAQI CIVILIANS KILLED” TABLES:

Information for May 2003–December 2005 is based upon data from Iraq Body Count. We do not include entries recorded at the morgue (to avoid double-counting) or those which clearly involve the death of Iraqi police, police recruits, or Iraq Civil Defense Forces (in an attempt to index only civilians killed by acts of war. IBC itself removes military personnel.) The data shown in the chart are 1.75 times our IBC-based numbers, reflecting the fact that estimates for civilian casualties from the Iraqi Ministry of the Interior were 75 percent higher than those of our Iraq Body Count-based estimate over the aggregate May 2003 – December 2005 period.¹² During this time, we separately studied the crime rate in Iraq, and on that basis estimated 23,000 murders throughout the country.

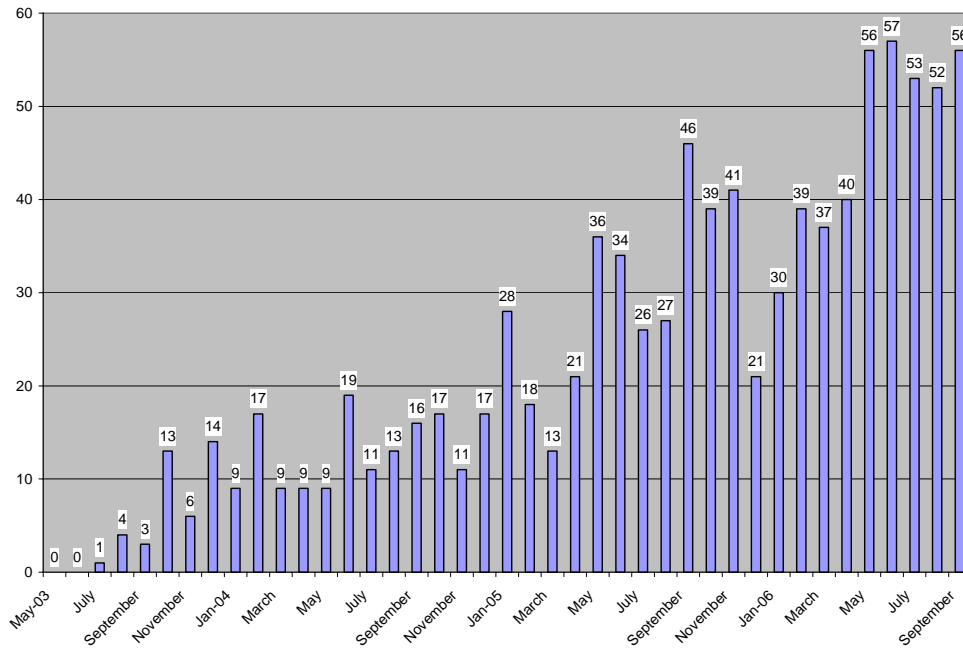
Starting in 2006, we have found it is no longer practical to differentiate between acts of war and crime. Our estimates since January 2006 are based upon the numbers published in the UN Assistance Mission for Iraq, “Human Rights Report: 1 May–30 June, 2006” and subsequent reports. This data combines the Iraq Ministry of Health’s tally of deaths counted at hospitals with the Baghdad Medico-Legal Institute’s tally of deaths counted at morgues. (The assistant director of the Baghdad morgue estimated that 90 percent of bodies at the morgue died from violence;¹³ therefore, we assume the same for this chart.) **As a point of comparison between the two charts, we have found that the numbers we present for 2006 based on the UN (which include crime) are approximately twice what the estimates would be using the our methodology for the IBC data (not including crime) for the same time period.**

ESTIMATES OF IRAQI CIVILIANS KILLED BY VIOLENCE:

These numbers do not include Iraqi civilians killed during major combat operations March 19, 2003–April 30, 2003.

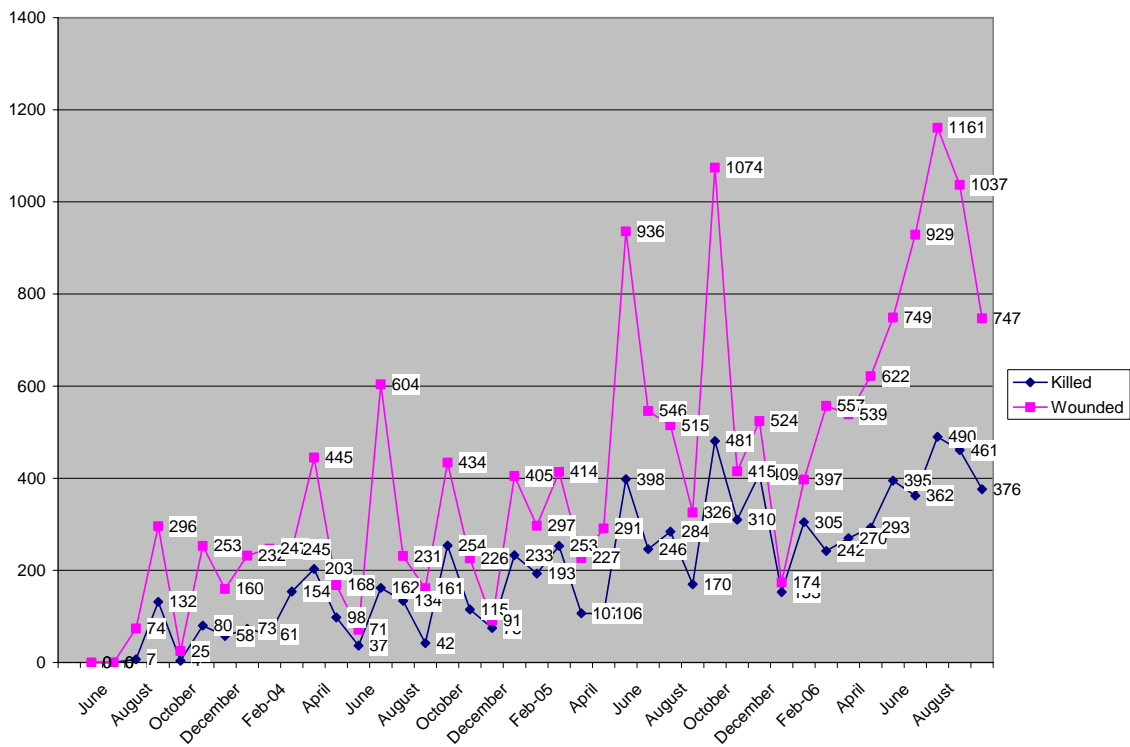
Iraq Index Estimate using IBC Data – May 2003 – December 31, 2005, not including crime:	19,500
Iraq Index Estimate using IBC Data – May 2003 – December 31, 2005, including crime:	42,100
Iraq Index Estimate using UN Data – January 2006 – August 2006:	19,900
Iraq Index Cumulative Estimate using IBC and UN Data – May 2003 – August 31, 2006:	62,000
Iraq Body Count Cumulative Total Through 19 September 2006:	43,300 – 48,000

MULTIPLE FATALITY BOMBINGS¹⁴



Total as of September 27, 2006: 968 (of which at least 350 were suicide bombings)

KILLED AND WOUNDED IN MULTIPLE FATALITY BOMBINGS¹⁵



Total as of September 27, 2006:

Killed: 8,226

Wounded: 16,845

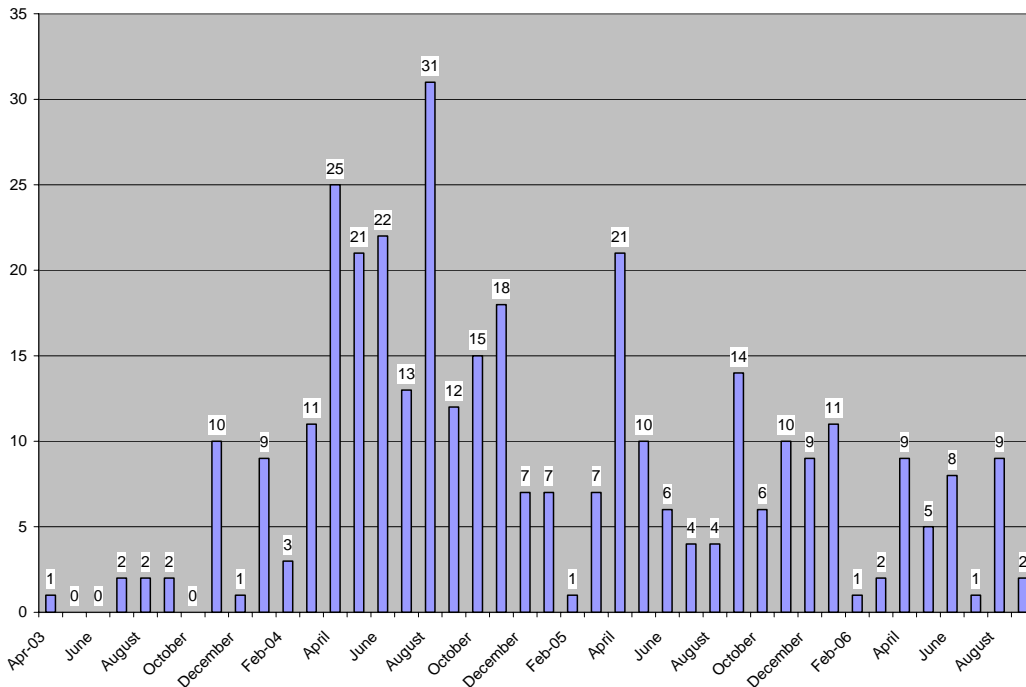
NOTE ON MULTIPLE FATALITY BOMBINGS AND KILLED AND WOUNDED IN MULTIPLE FATALITY BOMBINGS TABLES: Included as data for these graphs are any bombings (including IEDs / roadside bombs) that caused at least three fatalities. The data on multiple fatality IED / roadside bombs are estimates and may have a margin of error of +/- one bomb and approximately five fatalities and five wounded.

POLICE AND CIVILIAN DEATHS BY REGION

Region	Police Deaths	Civilian Deaths
Dahuk	1	5
Nineveh	216	1,466
Irbil	60	140
Tamim	156	837
Sulaimaniya	4	172
Salahuddin	210	1,337
Diyala	355	1,654
Baghdad	626	24,989
Babil	155	1,660
Anbar	211	2,450
Wasit	14	501
Karbala	27	1,020
Qadisiya	1	68
Misan	14	38
Najaf	26	838
Muthanna	2	121
Dhiqar	8	977
Basra	53	1,751
Unknown location	141	67
Total	2,280	40,091

NOTE ON POLICE AND CIVILIAN DEATHS BY REGION CHART: This chart includes deaths from the start of the war until August 1, 2006, as reported by Iraq Body Count, cited in "Iraq Body Count: War Dead Figures," *BBC News Online*, August 14, 2006. This data has NOT been filtered by the authors in the same way as the Iraq Body Count data discussed in *Iraqi Civilians Killed by Violence*.

NON-IRAQI CIVILIAN CONTRACTORS KILLED IN IRAQ¹⁶

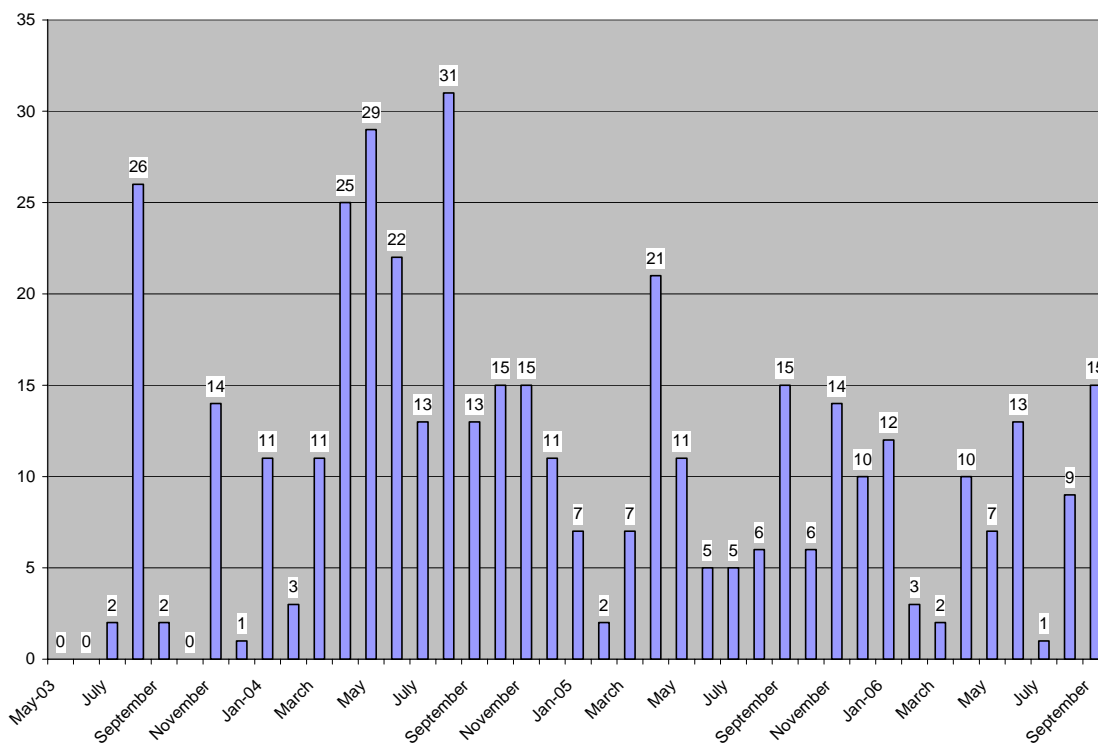


Total as of September 27, 2006: 352

NOTE ON NON-IRAQI CIVILIAN CONTRACTORS KILLED IN IRAQ: This list is incomplete and does not include an additional 44 contractors that were killed up until December 31, 2004. Since we do not know during which month these deaths occurred they are not represented in the graph above.

As of March, 2005, there were more than 20,000 foreign (non-Iraqi) private military contractors in Iraq. 6,000 of these are in armed tactical roles. Peter W. Singer, "Outsourcing War," *Foreign Affairs*, March 2005.

NON-IRAQI CIVILIANS (INCLUDING CONTRACTORS) KILLED SINCE MAY, 2003¹⁷



Total through September 27, 2006: 425

JOURNALISTS KILLED IN IRAQ¹⁸

2003	14
2004	24
2005	22
2006	17
Total	77

NATIONALITIES OF JOURNALISTS KILLED IN IRAQ¹⁹

Iraqi	56
European	11
American	2
Other Arab Countries	3
All Others	5
Total	77

CIRCUMSTANCES OF JOURNALIST DEATHS²⁰

Murder	41
Crossfire or other acts of war	36
Total	77

NOTE ON JOURNALIST DEATHS: A broader tally of journalist deaths that includes media workers such as drivers and interpreters, as well as non-hostile but war-related deaths, finds 126 total fatalities.²¹

LOGISTICS PERSONNEL IN IRAQ AND KUWAIT (October 2005)²²

Civilian Personnel Total	38,305
US expatriates	11,860
Third-country nationals	900
Host-country nationals	35
Subcontractors and labor brokers	25,510
US Army Combat-Service-Support Personnel	45,800

COMPARISON OF FATALITY RATES AMONG SELECTED WORKERS IN IRAQ (October 2005)²³

	Data Availability			Average Number of Workers	Number of Fatalities	Annual Fatality Rate per 100,000 Employees
	Starting Month	Ending Month	Duration (Months)			
Kellogg, Brown and Root Employees	Mar. 2003	Nov. 2004	21	38,305	27	40.3
US Army Personnel						
Combat Arms	Mar. 2003	May 2005	27	34,710	693	887.3
Combat Support	Mar. 2003	May 2005	27	23,450	124	235.1
Combat Service Support	Mar. 2003	May 2005	27	45,800	292	283.4
Department of Defense Civilians	Mar. 2003	Dec. 2004	22	2,930	3	55
MEMORANDUM:						
Fatality Rates for Employment in the United States						
Transportation Sector	Jan. 2003	Dec. 2003	12	4.6 million	805	17.5
Agricultural Sector	Jan. 2003	Dec. 2003	12	2.3 million	707	31.2

NOTE ON COMPARISON OF FATALITY RATES TABLE: The information in this table reflects all fatalities – namely, individuals killed in action as well as those who died from accidents, disease and other causes.

IRAQIS KIDNAPPED²⁴

January 2004	2 per day in Baghdad
December 2004	10 per day in Baghdad
December 2005	Up to 30 per day nationwide
March 2006	30-40 per day nationwide

NOTE ON IRAQIS KIDNAPPED TABLE: The numbers on this table may be lower than the actual number of kidnappings as the Iraqi Police suggests that kidnappings are widely underreported. Ellen Knickmeyer and Jonathon Finer, "In Iraq, 425 Foreigners Estimated Kidnapped Since 2003," *Washington Post*, December 25, 2005. The Iraqi Interior Ministry estimates that 5,000 Iraqis were kidnapped nationwide between December 2003 and April 2005 (Haifa Zangana, "Blair Made a Pledge to Iraqis Once," *The Guardian*, April 22, 2005). According to Assad Abboud, "Iraq's Forgotten Kidnap Victims Suffer in Silence," *Agence France Presse*, March 25, 2006, the average ransom price for a kidnapped Iraqi is \$30,000. The American Embassy in Baghdad estimated that 5-30 Iraqis are abducted each day, but also acknowledged the uncertainty of such a figure (Kirk Semple, "Kidnapped in Iraq: Victim's Tale of Clockwork Death and Ransom," *New York Times*, May 7, 2006).

FOREIGN NATIONALS KIDNAPPED IN IRAQ SINCE MAY 2003²⁵

Month	Foreigners Kidnapped	Developments*
Date of capture unknown	14	3 killed
May 2003 – October 2003	0	
November	1	1 released
Dec. 2003 –March 2004	0	
April	43	3 killed, 30 released, 1 escaped
May	2	1 killed
June	3	2 killed, 1 escaped
July	26	3 killed, 13 released, 1 rescued, 1 escaped
August	30	15 killed, 15 released
September	31	4 killed, 4 released, 1 rescued
October	7	3 killed, 2 released
November	5	1 killed, 1 released
December	2	
January 2005	13	10 released
February	10	8 released
March	5	3 released
April	7	6 released
May	4	1 killed, 1 rescued
June	0	
July	6	3 killed
August	24	2 killed, 21 released
September	3	1 killed, 6 released
October	3	1 released
November	11	1 killed, 2 released
December	13	2 killed, 10 released
January 2006	5	2 released
February	12	6 released
March	0	1 killed, 1 released, 3 rescued
April	1	
May	2	4 released
June	5	6 killed
July	0	
August	0	1 released
September	0	
Total through September 27, 2006	288	53 killed, 147 released, 3 escaped, 6 rescued, 79 unknown

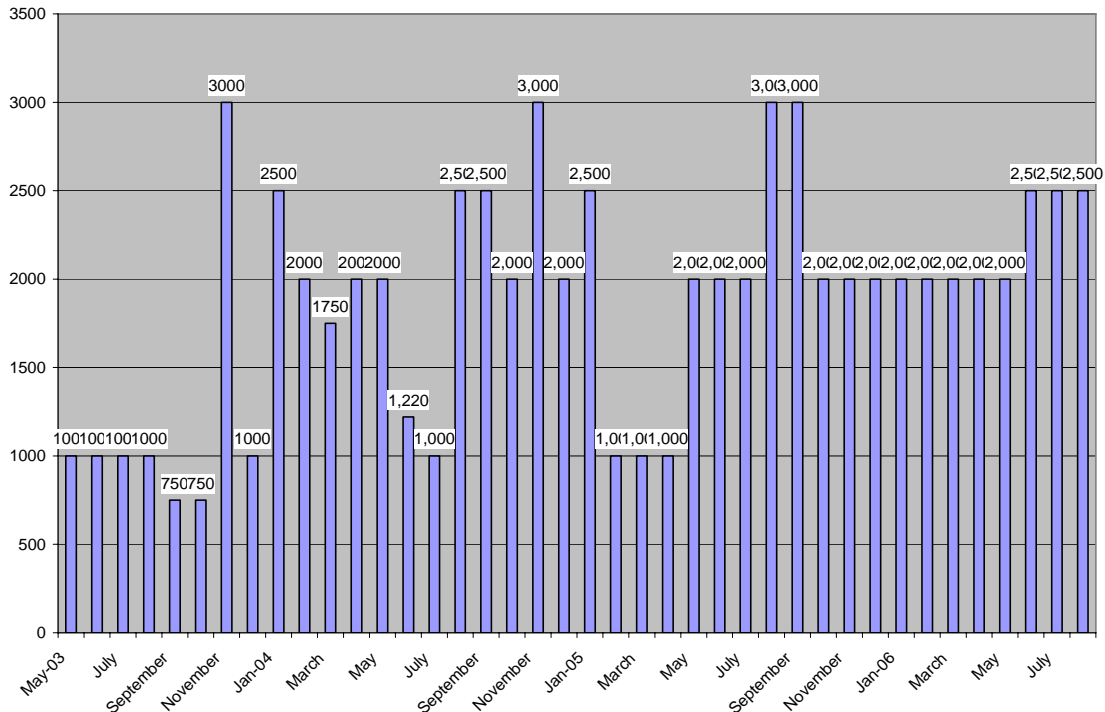
NOTE ON FOREIGN NATIONALS KIDNAPPED IN IRAQ TABLE:

*Developments: This category shows activity in the status of hostages, but does not necessarily apply to hostages kidnapped during the same month. Please see relevant footnote for more information.

According to the Baghdad Hostage Working Group at the US Embassy in Baghdad as cited in Erik Rye and Joon Mo Kang, "Hostages of War," *New York Times*, May 17, 2006, 439 foreigners have been kidnapped in Baghdad since the start of the war. These include 165 private contractors, 63 (mostly truck) drivers, 39 journalists, 23 NGO workers, and 15 diplomats or government employees.

An Associated Press tally shows that at least 13 Americans have been kidnapped. Four have been killed, four have escaped or been freed and five are considered taken, missing, or unknown. This list may be incomplete. "The Fate of Americans Taken Hostage in Iraq," *Associated Press*, January 20, 2006.

TOTAL NUMBER OF INSURGENTS DETAINED OR KILLED²⁶



NOTE ON TOTAL NUMBER OF INSURGENTS DETAINED OR KILLED TABLE: The estimate of suspected insurgents killed or detained since May 2003 is a very rough one. The substantial increase in number of people detained or killed in November 2003 and onwards may not imply a huge increase in people detained or killed but rather that the data improved starting that month. In Bradley Graham, "Zarqawi 'Hijacked' Insurgency; US General Says Foreign Fighters Now Seen as Main Threat," *Washington Post*, September 28, 2005, Graham notes that 315 foreign fighters had been killed and 330 detained since March.

IRAQI PRISON POPULATION²⁷

Peak prison population in 2003	10,000
June 2004	5,435
July	5,700 (of which 90 are foreign nationals)
September	5,500 (whereof 2 are women, 65-70 are juveniles and 130-140 are foreign nationals)
October	4,300
November	8,300
January 2005	7,837
June	10,783
July	15,000
August	14,000
September	14,000
October	13,000
November	13,000 held by American troops plus an additional 12,000 held by Iraqi authorities
December	~ 14,000 in US / Allied custody
January 2006	14,000 in US custody
February	14,767 in US / Allied custody
March	~ 15,000 in US / Allied custody
April	~ 15,000 in US / Allied custody
May	~14,000 in US / Allied custody
June	~14,500 in US custody, ~13,300 held by Iraqi authorities

NOTE ON IRAQI PRISON POPULATION TABLE:

David Cloud also writes that 2,800 detainees have been released since August 2005. David Cloud, "Prisoner is Released Despite Evidence of Role in Bombing," *New York Times*, November 25, 2005.

ESTIMATED STRENGTH OF INSURGENCY NATIONWIDE²⁸

Month	Estimated strength of insurgency nationwide
November	5,000
December	5,000
January 2004	3, 000-5,000
February	N/A
March	N/A
April	5,000
May	15,000
June	15,000
July	20,000
August	20,000
September	20,000
October	20,000
November	20,000
December	“more than 20,000”
January 2005	18,000
February	18,000
March	16,000
April	16,000
May	16,000
June	15,000-20,000
July	“no more than 20,000”
August	N/A
September	“neither gaining strength nor weakening appreciably” (some estimates indicate higher numbers, please see footnote)
October	15,000 – 20,000
November	15,000 – 20,000
December	15,000 – 20,000
January 2006	15,000 – 20,000
February	15,000 – 20,000
March	15,000 – 20,000
April	20,000+
May	20,000+
June	20,000+
July	20,000+
August	20,000+

NOTE ON STRENGTH OF INSURGENCY TABLE: International Crisis Group estimates that there are approximately 5,000 to 15,000 insurgents in Iraq. *In Their Own Words: Reading the Iraqi Insurgency*, International Crisis Group, Middle East Report N. 50, February 15, 2006. The estimated strength of Al Qaida in Iraq is more than 1,000 nationwide, although the exact number is unknown. It is presumed this includes both Iraqis and foreign fighters. Country Reports on Terrorism, United States Department of State, Office for the Coordinator for Counterterrorism, April 2006.

ESTIMATED NUMBER OF FOREIGN FIGHTERS IN THE INSURGENCY²⁹

January 2004	300-500
July	“Low hundreds”
September	“Fewer than 1,000”
November	“Fewer than 1,000”
January 2005	“Fewer than 1,000”
February	“Fewer than 1,000”
May	1,000
June	750-1,000
July	750-1,000
August	750-1,000
September	700 – 2,000
October	700 – 2,000
November	700 – 2,000
December	700 – 2,000
January 2006	700 – 2,000
February	700 – 2,000
March	700 – 2,000
April	800 – 2,000
May	800 – 2,000
June	800 – 2,000
July	800 – 2,000
August	800 – 2,000

NOTE ON ESTIMATED NUMBER OF FOREIGN FIGHTERS TABLE: “[Foreign fighters] are very few in number, although as far as we can tell, they constitute about 100 percent of the suicide bombers.” DoD News Briefing with Col. Sean MacFarland, Commander of 1st Brigade Combat Team, 1st Armored Division, Stationed in Ramadi, July 14, 2006.

INSURGENCY INDICATORS³⁰

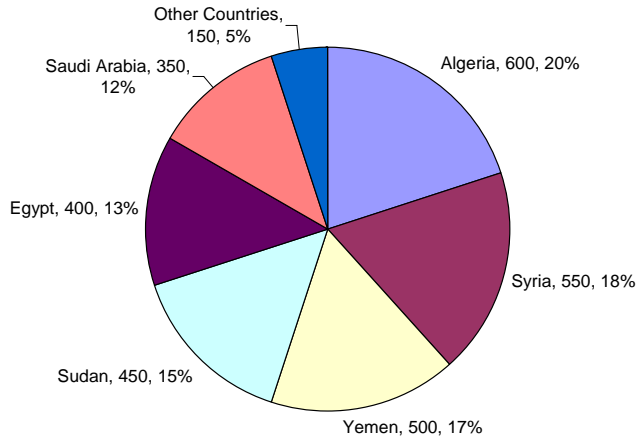
	2004	2005
Insurgent attacks (total)	26,496	34,131
Car bombs	420	873
Suicide car bombs	133	411
Roadside bombs	5,607	10,953
US Soldiers Killed	848	846
US Soldiers Wounded	7,989	5,939

TERRORISM AND IRAQ

	2004	2005
Number of Terrorist Attacks Worldwide	2,800	11,111
Number of Fatalities Worldwide due to Terrorist Attacks	N/A	14,600
Number of Terrorist Attacks in Iraq	1,800	3,474 (~30% of total)
Number of Fatalities in Iraq due to Terrorist Attacks	4,000	8,300 (~55% of total)

NOTE ON TERRORISM AND IRAQ TABLE: Source is Country Reports on Terrorism, United States Department of State, Office for the Coordinator for Counterterrorism, April 2006. Numbers include attacks against non-combatants and thus do not include attacks against American or coalition troops. Numbers for 2004 are estimates based on Mark Mazzetti, “Insurgent Attacks on Iraqis Soared, Report Says,” *New York Times*, April 29, 2006. American officials cite a change in the methodology of compiling terrorism data as being responsible for much of the increase between 2004 and 2005, particularly for worldwide attacks.

NATIONALITIES OF FOREIGN MILITANTS IN IRAQ, SEPTEMBER 2005³¹



NOTE ON NATIONALITIES OF FOREIGN MILITANTS GRAPH: Two other sources have cited the nationalities of non-Iraqi Jihadists (one specifying those captured, the other those killed) in Iraq, and the three reports suggest somewhat different trends. Reuven Paz cites Saudi Arabia as contributing the highest number of jihadists killed (94) from November to March, 2005, followed by Syria (16) and Kuwait (11). Reuven Paz, "Arab Volunteers Killed in Iraq: An Analysis," Global Center for International Affairs Center (GLORIA), Occasional Papers, Volume 3 (2005), Number 1, March 2005.

According to Dexter Filkins, "Foreign Fighters Captured in Iraq Come From 27, Mostly Arab, Lands," *New York Times*, October 21, 2005 and Edward Wong, "Iraqi Constitution Vote Split On Ethnic and Sect Lines; Election Panel Reports No Major Fraud," *New York Times*, October 23, 2005, Egypt has contributed the highest number foreign nationals captured (78) from April to October 2005. This report also cites Syria (66), Sudan (41), Saudi Arabia (32), Jordan (17), Iran (13), Palestinians (12), and Tunisia (10) as nations with 10 or more nationals found in Iraq. 18 countries have contributed less than 10 captured foreign nationals, for a total of 311 included jihadists.

Maj. Gen. Rick Lynch states that at least 96 percent of suicide bombers are not Iraqis. Chris Tomlinson, "US General: Suicide and Car Bomb Attacks Down in Iraq," *Associated Press*, December 1, 2005.

According to MNF-I (Press Conference, 20 April 2006), Syria contributed the highest number of foreign nationals captured since September 2005 (51). Egypt was second with 38, and Saudi Arabia (23), Sudan (22) and Jordan (16) round out the top five.

COALITION TROOP STRENGTH IN IRAQ SINCE MAY 2003³²

Month	U.S. troops in Iraq			Other coalition troops in Iraq (excluding U.S. & Iraqi forces)	Total international troop strength in Iraq
	Active	Reserve (includes National Guard)	Total		
May 2003	~142,000	~8,000	150,000	23,000	173,000
June	~126,000	~24,000	150,000	21,000	171,000
July	~124,000	~25,000	149,000	21,000	170,000
August	~114,000	~25,000	139,000	22,000	161,000
September	~103,000	~29,000	132,000	24,000	156,000
October	~102,000	~29,000	131,000	25,000	156,000
November	N/A	N/A	123,000	23,900	146,900
December	~85,400	~36,600	122,000	24,500	146,500
January 2004	N/A	N/A	122,000	25,600	147,600
February	N/A	N/A	115,000	24,000	139,000
March	N/A	N/A	130,000	24,000	154,000
April	N/A	N/A	137,000	25,000	162,000
May	N/A	N/A	138,000	24,000	162,000
June	89,700	48,300	138,000	23,000	161,000
July	N/A	N/A	140,000	22,000	162,000
August	84,000	56,000	140,000	23,700	163,700
September	82,800	55,200	138,000	24,600	162,600
October	82,800	55,200	138,000	24,000	162,000
November	82,800	55,200	138,000	24,000	162,000
December	82,800	55,200	148,000	25,000	173,000
January 2005	90,000	60,000	150,000	25,300	175,300
February	N/A	N/A	155,000	25,000	180,000
March	N/A	N/A	150,000	22,000	172,000
April	N/A	N/A	142,000	22,000	164,000
May	N/A	N/A	138,000	23,000	161,000
June	N/A	N/A	135,000	23,000	158,000
July	N/A	N/A	138,000	23,000	161,000
August	N/A	N/A	138,000	23,000	161,000
September	N/A	N/A	138,000	22,000	160,000
October	N/A	N/A	152,000	22,000	174,000
November	N/A	N/A	160,000	23,000	183,000
December	N/A	N/A	160,000	23,000	183,000
January 2006	N/A	N/A	136,000	21,000	157,000
February	N/A	N/A	133,000	20,000	153,000
March	N/A	N/A	133,000	20,000	153,000
April	N/A	N/A	132,000	20,000	152,000
May	N/A	N/A	132,000	20,000	152,000
June	N/A	N/A	126,900	19,000	146,900
July	N/A	N/A	130,000	19,000	149,000
August	N/A	N/A	138,000	19,000	157,000
September	N/A	N/A	144,000	18,000	162,000

NOTE ON COALITION TROOP STRENGTH IN IRAQ SINCE MAY TABLE: All numbers are end of month estimates or latest data available for the current month. N/A= Not available.

DISTRIBUTION OF THE ARMY'S AUTHORIZED END STRENGTH, BY COMPONENT AND FUNCTION, FISCAL YEAR 2005³³

(Thousands of Soldiers)	Deployable Personnel			Non-deployable Personnel	Total
	Combat	Combat Support	Combat Service Support		
Active	151 (31%)	79 (16%)	92 (19%)	160 (33%)	482
Guard	169 (48%)	67 (19%)	89 (26%)	24 (7%)	350
Reserve	14 (7%)	40 (20%)	84 (41%)	67 (32%)	205
Total	334 (32%)	187 (18%)	265 (26%)	251 (24%)	1,037

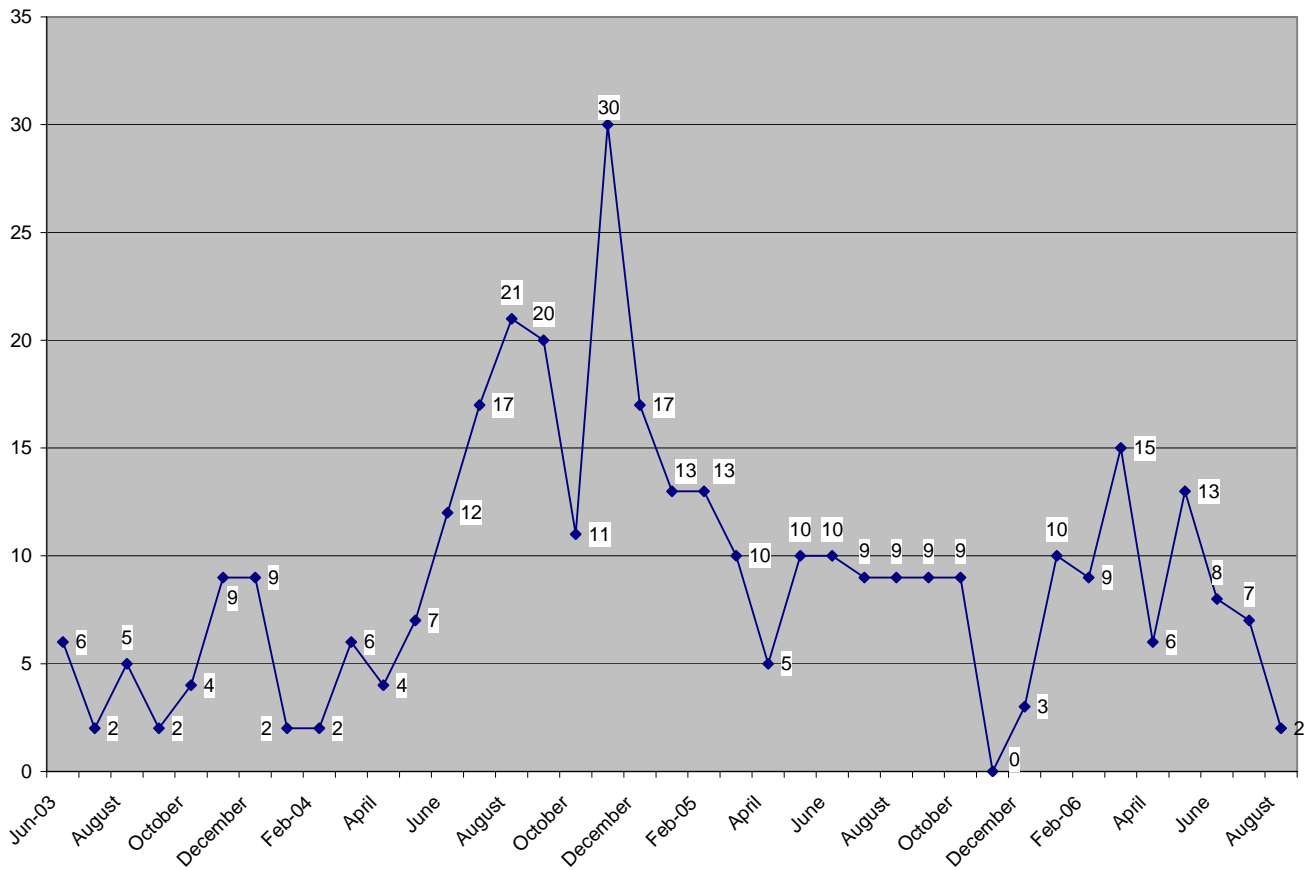
NOTE ON DISTRIBUTION OF THE ARMY'S AUTHORIZED END STRENGTH TABLE: Authorized end strength is the number of soldiers the Congress has authorized and funded for the end of the fiscal year.

TOP NON-US COALITION CONTRIBUTORS OF MILITARY PERSONNEL IN IRAQ³⁴

Coalition Country	Military Personnel in Iraq	As of (date)
United Kingdom	7,200	September 3, 2006
South Korea	2,800	August 20, 2006
Italy	1,600	July 15, 2006
Poland	900	September 11, 2006
Australia	900	June 29, 2006
Georgia	900	June 29, 2006
Romania	890	September 3, 2006
Denmark	470	September 22, 2006
Japan	0	July 17, 2006
Total Coalition Troops	~18,000	September 1, 2006*

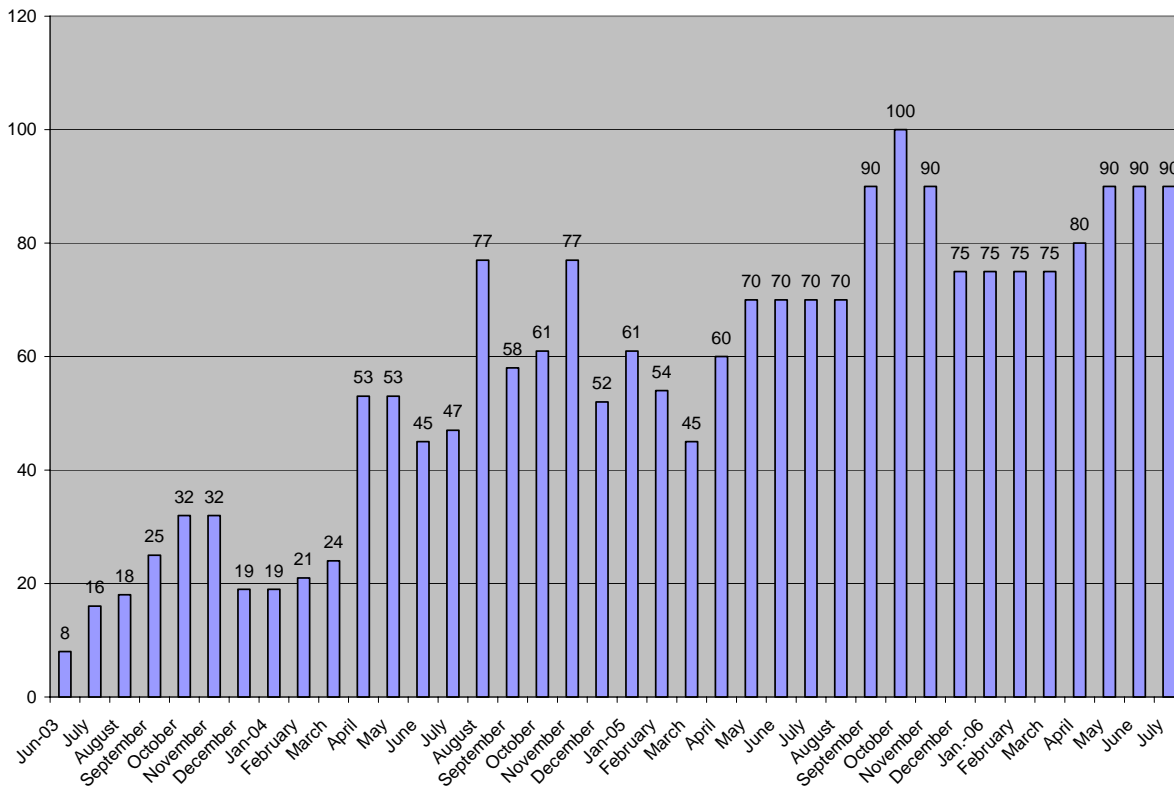
NOTE ON TOP NON-U.S. COALITION CONTRIBUTORS OF MILITARY PERSONNEL IN IRAQ TABLE: *Number of Total Coalition Troops is from “Iraq Weekly Status Report,” *Department of State*, September 20, 2006. Italy will withdraw its troops in the next eight weeks. “Italian Troops End Iraq Mission,” *Los Angeles Times*, September 22, 2006. In addition to the United States, 27 countries are contributors to Iraqi Stability Operations as of September 6, 2006: Albania, Armenia, Australia, Azerbaijan, Bosnia/Herzegovina, Bulgaria, Czech Republic, Denmark, El Salvador, Estonia, Georgia, Italy, Japan, Kazakhstan, Latvia, Lithuania, Macedonia, Moldova, Mongolia, Poland, Portugal, Romania, Singapore, Slovakia, South Korea, Ukraine, and the United Kingdom. Fiji is participating as part of the UN mission in Iraq and Hungary, Iceland, Slovenia and Turkey are NATO countries supporting Iraqi stability operations but are not part of MNF-I. “Iraq Weekly Status Report,” *Department of State*, September 6, 2006.

ATTACKS ON IRAQI OIL AND GAS PIPELINES, INSTALLATIONS & PERSONNEL³⁵



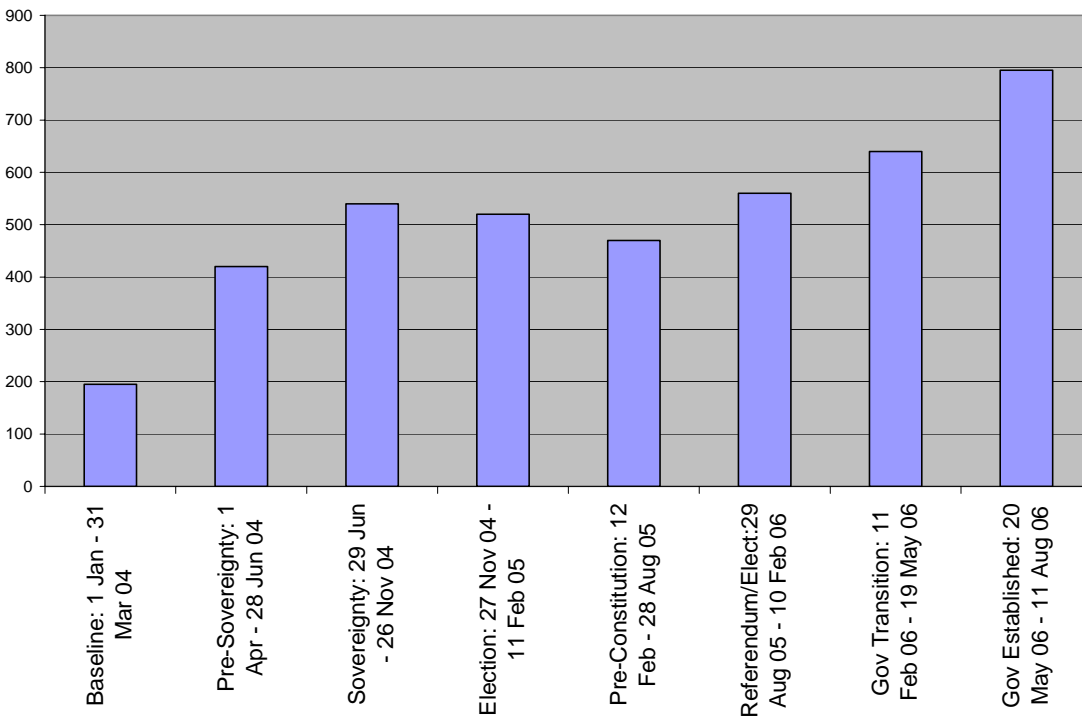
Total through September 2, 2006: 356

NUMBER OF DAILY ATTACKS BY INSURGENTS³⁶

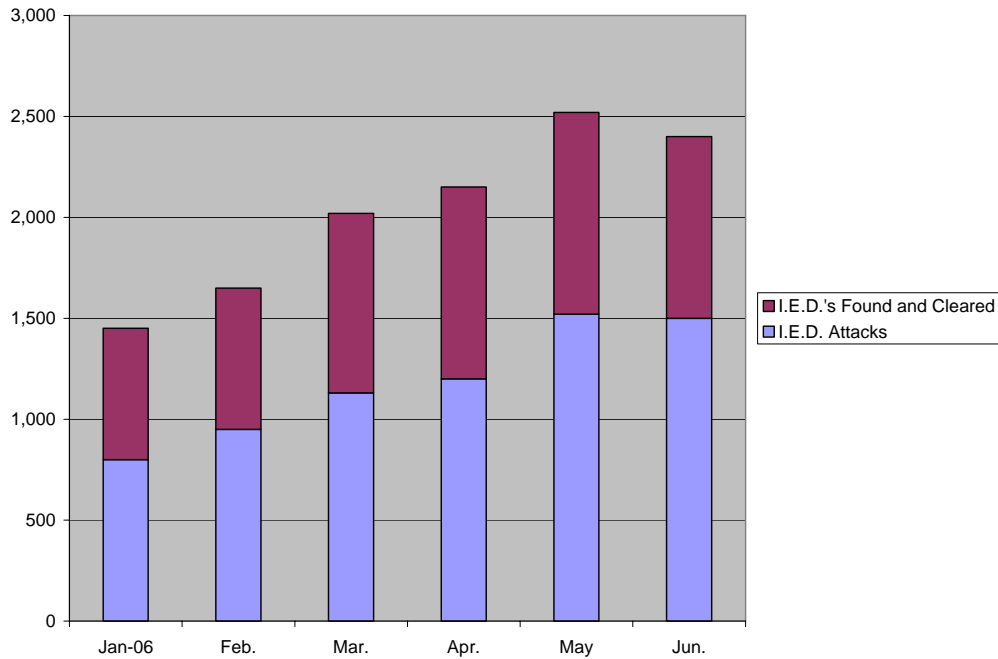


NOTE ON DAILY ATTACKS CHART: Numbers for June 2003 are incomplete. Major General Webster has noted that the number of successful attacks has dropped to about 10% from 25-30% a year ago. Ann Scott Tyson, "Departing US Commander Reports Progress in Baghdad," *Washington Post*, December 31, 2005.

AVERAGE WEEKLY ATTACKS BY TIME PERIOD: 1 JANUARY 2004 – 11 AUGUST 2006³⁷



**IMPROVISED EXPLOSIVE DEVICES (IED'S) DETONATED AND DISARMED
JANUARY – JUNE 2006**

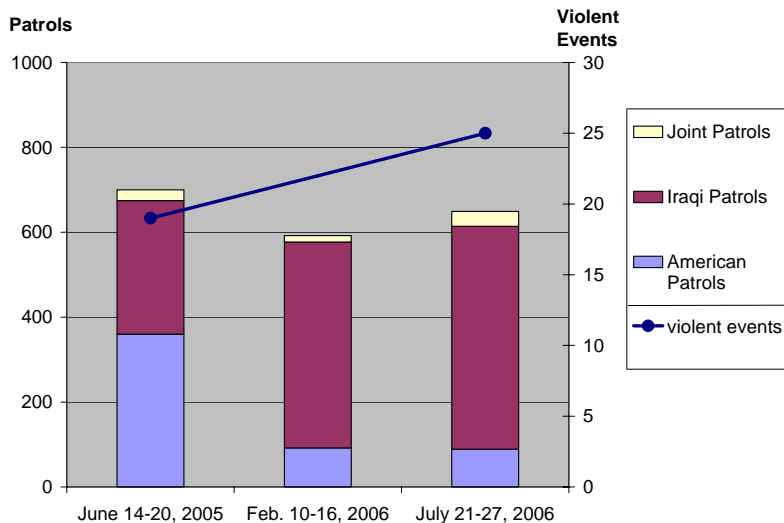


NOTE ON IMPROVISED EXPLOSIVE DEVICES: “In June, there were 1,481 I.E.D. attacks throughout Iraq, and 903 instances in which the bombs were found and neutralized, according to figures compiled by the American military in Baghdad. That is a sharp increase since January, when there were 834 such attacks and 620 cases in which the bombs were found before they exploded.” Michael Gordon, “A Platoon’s Mission: Seeking and Destroying Explosives in Disguise,” *The New York Times*, July 12, 2006. Numbers are author’s approximations based on data published in the *New York Times*.

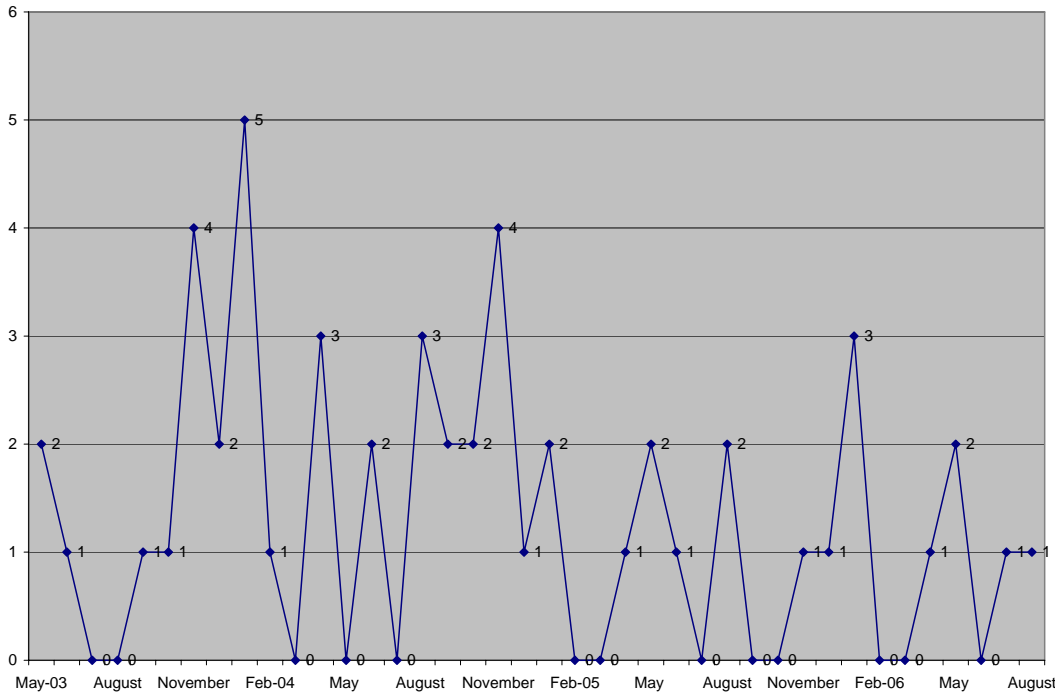
COALITION FORCES ABILITY TO FIND AND DISARM IMPROVISED EXPLOSIVE DEVICES (IEDs)³⁸

Time	Percentage of IEDs found and disarmed
December 2003	40%
Nov. 04 – Feb. 05	38%
Feb. 05 – Aug. 05	37%
Aug. 05 – Feb. 06	38%
Feb. 06 – May 06	45%

AVERAGE NUMBER OF DAILY PATROLS AND VIOLENT EVENTS IN BAGHDAD³⁹



AMERICAN MILITARY HELICOPTERS DOWNED IN IRAQ⁴⁰



Total through September 27, 2006: 52

NOTE ON AMERICAN MILITARY HELICOPTERS DOWNED IN IRAQ TABLE: Of the 52 helicopters downed in Iraq since May 2003, at least 27 were downed by enemy fire. Of the three January 2006 crashes, two are still being investigated. One was shot down by enemy fire and is included above. We have counted one of the others as being downed by enemy fire as well, given the available evidence. Hostile fire is suspected in the July 2006 crash, but it has not been confirmed and therefore not counted as such.

INTERNALLY DISPLACED PERSONS IN IRAQ⁴¹

Families Displaced, February 2006 (before Samarra Mosque bombing)	>3,000
Families Displaced, April 2006	11,000 – 14,000
Number Displaced, April 2006	> 100,000
Number Displaced, Feb 2006 – July 2006	162,000
Governorates with Camps for Internally Displaced Iraqis	14 of 18

NOTE ON INTERNALLY DISPLACED PERSONS IN IRAQ: Estimates assume a family consists of 7 to 11 people on average.

MIGRATION INDICATORS⁴²

New Passports Issued Since August 2005	More than 2 million
Letters Issued by Ministry of Education to Release Academic Records to Other Countries	39,554
Percent of professional class that has left since 2003	40%

REFUGEES AND ASYLUM SEEKERS⁴³

2003-2004	366,000
2005	523,000
Total	889,000

SIZE OF IRAQI SECURITY FORCES ON DUTY⁴⁴

Month	General Police Capabilities	National Guard	Iraqi Armed Forces	Border Patrol	Total Iraqi Security Forces
May 2003	7,000 – 9,000	N/A	0	N/A	7,000 – 9,000
June	N/A	N/A	0	N/A	N/A
July	30,000	N/A	0	N/A	30,000
August	34,000	670	0	2,500	37,170
September	37,000	2,500	0	4,700	44,200
October	55,000	4,700	700	6,400	66,800
November	68,800	12,700	900	12,400	94,800
December	71,600	15,200	400	12,900	99,600
January 2004	66,900	19,800	1,100	21,000	108,800
February	77,100	27,900	2,000	18,000	125,000
March	75,000	33,560	3,005	23,426	134,991
April	80,016	23,123	2,367	18,747	124,253
May	90,803	24,873	3,939	16,097	135,712
June	83,789	36,229	7,116	18,183	145,317
July	31,300	36,229	7,700	19,859	95,088
August	32,942	37,925	6,288	14,313	91,468
September	40,152	36,496	7,747	14,313	98,708
October	44,728	41,261	6,861	18,148	110,998
November	49,455	43,445	6,013	14,593	113,506
December	53,571	40,115	14,500	14,267	118,009
January 2005	58,964	36,827	14,796	14,786	125,373
February	82,072 “trained and equipped”	59,689 “operational”		N/A	141,761 Trained and Effective: General Myers: 40,000 Senator Biden: 4,000 – 18,000
March	84,327	67,584		N/A	151,618 Trained and Effective: Lt. Gen Petraeus: 50,000 “off-the-cuff”
April	86,982	72,511		N/A	159,493
May	91,256	76,971		N/A	168,227
June	92,883	75,791		N/A	168,674
July	94,800	79,100		N/A	173,900 26,000 in Army in level I and II
August	101,000	81,900		N/A	182,900
September	104,300	87,800		N/A	192,100 ~ 30,000 in Army in level I and II ⁴⁵
October ⁴⁶	111,000	100,000		N/A	211,000 ~32,000 in level I and II ⁴⁷
November	112,000	102,000		N/A	214,000
December	118,000	105,700		N/A	223,700
January 2006	120,400	106,900		N/A	227,300
February	123,600	108,500		N/A	232,100 ~46,000 MOD forces and 8,000 MOI forces in Level I and II ⁴⁸
March	134,800	115,700		N/A	250,500
April	138,700	115,000		N/A	253,700
May	145,500	117,900		N/A	265,600
June	148,500	116,100		N/A	264,600
July	154,500	115,100		N/A	269,600
August	167,900	130,100		N/A	298,000 ~80,000 MOD and 24,000 MOI forces in Level I and II
September	172,100	130,100		N/A	302,200
Stated Goal	142,190 (revised up from 89,369 in June 04)			29,360	272,566

NOTE ON IRAQI SECURITY FORCES ON DUTY TABLE: Units in the top three levels are all operational – that is, capable of (and frequently engaged in) operations against the enemy. Units at level three are fighting alongside Coalition units. Level two units are “in the lead” – this level is the critical achievement that marks the point at which a unit can take over its own battle space. Units at level two can control their own areas of responsibility and, therefore, allow Coalition units to focus elsewhere.⁴⁹ Care should be taken when evaluating the quality of MOI forces as there have been various reports of Iraqi police units dominated by sectarian interests.

NOTE ON ETHNICITY IN THE SECURITY FORCES: 978 Sunni men, including 800 from Fallujah became the first all-Sunni class in the Iraqi army to graduate as privates from American-run basic training on May 1, 2006.⁵⁰ However, Sunnis make up less than 10 percent of the enlisted forces.⁵¹

ESTIMATED MINISTRY OF DEFENSE FORCES' CAPABILITIES⁵²

Component	Iraqi Units Actively Conducting Counter Insurgency Operations	
	Units Fighting Side by Side with Coalition Forces*	Units in the Lead with Coalition Enablers or Fully Independent
Iraqi Army and Special Operation Combat Forces	21	85
	Iraqi Units Actively Supporting Counter Insurgency Operations	
Logistics Enablers	7	6
Air Force	1	1
Navy	0	2

NOTE ON MOD FORCES CHART: *The numbers in this column may decrease as units are assessed into higher levels (i.e. “in the lead” or “fully independent”). Numbers are as of 7 August 2006.

As of August 7, there were 5 Iraqi divisions, 25 brigades, and 87 Army and National Police battalions with security lead in their areas of responsibility. These areas include more than 30,000 square miles of Iraq.... As of May 6, 2006, the ISF, MOD, MOI, or Ministry of Finance has assumed control and responsibility for 48 Forward Operating Bases from Coalition forces. “Measuring Stability and Security in Iraq August 2006, Report to Congress in Accordance with the Department of Defense Appropriations Act 2006 (Section 9010),” page 43.

ESTIMATED MINISTRY OF THE INTERIOR NATIONAL POLICE FORCES' CAPABILITIES⁵³

Component	Iraqi Units Actively Conducting Counter Insurgency Operations	
	Units Fighting Side by Side with Coalition Forces*	Units in the Lead with Coalition Enablers or Fully Independent
National Police Combat Battalions	27	5
National Police Brigade Headquarters	9	2
National Police Division Headquarters	2	0

NOTE ON MOI FORCES CHART: *The numbers in this column may decrease as units are assessed into higher levels (i.e. “in the lead” or “fully independent”). Numbers are as of 7 August 2006.

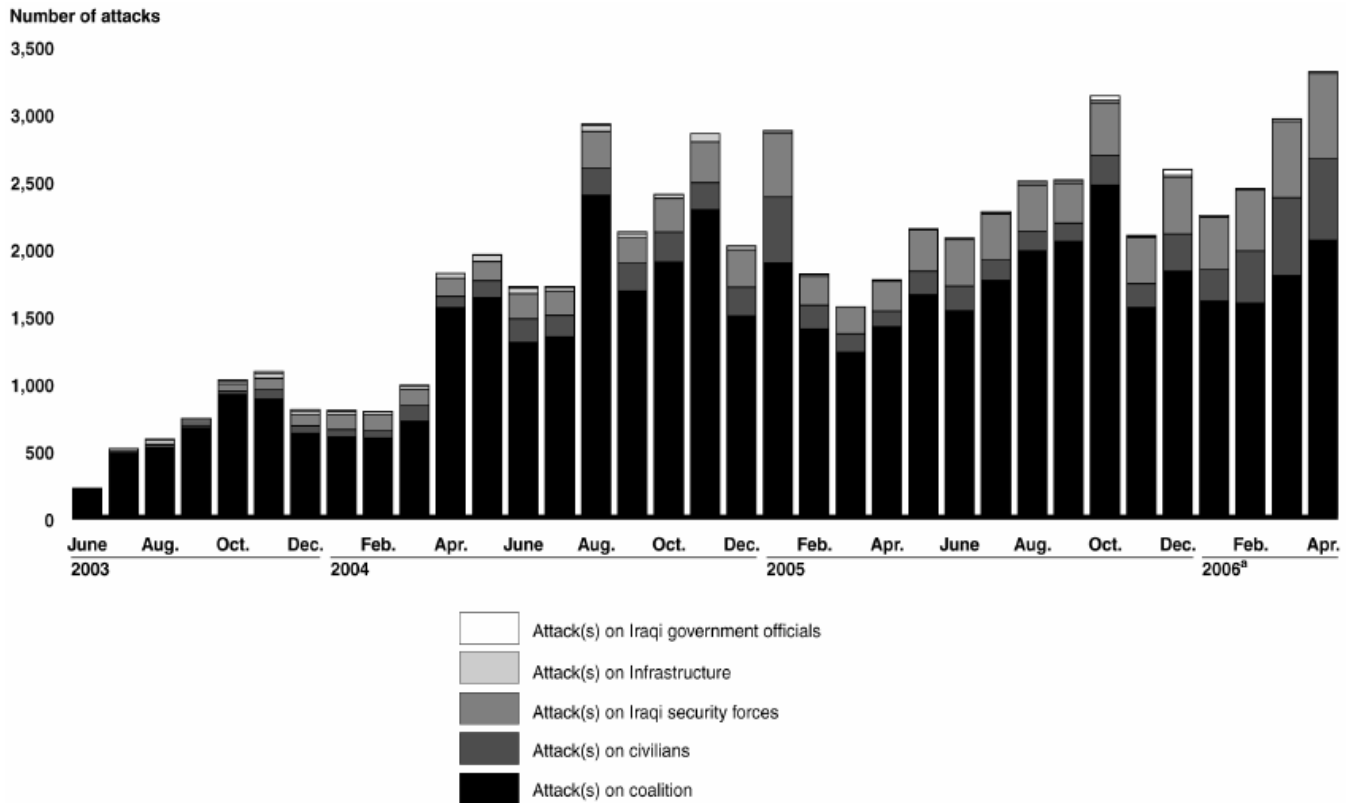
The Minister of Interior signed an order to reorganize and merge the Police Commandos, the Public Order and Mechanized Police, and the Emergency Response Unit (ERU) to form a single force, the Iraqi National Police, on April 1, 2006. The National Police are organized with a National Police Headquarters, under which will fall the 1st and 2nd National Police Divisions, the 1st National Police Mechanized Brigade, and the ERU. The two divisions of National Police were formed from the Commando Division and Public Order Division. The 1st National Police Mechanized Brigade will remain a direct supporting unit. The ERU, previously part of the Ministry’s Supporting Forces organization, has been reassigned as a direct reporting unit to the National Police Headquarters. “Measuring Stability and Security in Iraq May 2006, Report to Congress in Accordance with the Department of Defense Appropriations Act 2006 (Section 9010),” page 61.

US AIR MISSIONS⁵⁴

Mission	2004	2005
US Air Strikes (Iraq only)	285	306
C-130 Sorties Flown (Iraq and Afghanistan combined)	48,100	52,000
Cargo Transported (Iraq and Afghanistan combined)	146,000 tons	155,000 tons
Passengers Transported (Iraq and Afghanistan combined)	699,000	953,000

ENEMY-INITIATED ATTACKS AGAINST THE COALITION AND ITS PARTNERS⁵⁵

Figure 4: Enemy-Initiated Attacks against the Coalition and Its Partners, by Category, June 2003 through April 2006



Source: Multi-National Force-Iraq, April 2006.

NOTE ON ENEMY-INITIATED ATTACKS TABLE: The data for 2006 does not separate attacks against Iraqi government officials from attacks against Iraqi civilians.

INDEX OF POLITICAL FREEDOM⁵⁶

Israel	8.20
Lebanon	6.55
Morocco	5.20
Iraq	5.05
Palestine	5.05
Kuwait	4.90
Tunisia	4.60
Jordan	4.45
Qatar	4.45
Egypt	4.30
Sudan	4.30
Yemen	4.30
Algeria	4.15
Oman	4.00
Bahrain	3.85
Iran	3.85
United Arab Emirates	3.70
Saudi Arabia	2.80
Syria	2.80
Libya	2.05

NOTE ON INDEX OF POLITICAL FREEDOM TABLE: Each country is scored on a 10-point scale, with 1 being the lowest score and 10 the highest. Indicators of freedom include election of head of government, election of parliament, fairness of electoral laws, right to organize political parties, power of elected representatives, presence of an opposition, transparency, minority participation, level of corruption, freedom of assembly, independence of the judiciary, press freedom, religious freedom, rule of law and property rights.

POLITICAL PARTIES IN IRAQ⁵⁷

Registered for December 2005 elections	Over 300
--	----------

COUNCIL SEATS BY COALITION IN NEW IRAQI LEGISLATURE⁵⁸

As of January 2006

Coalition	Total Seats	Designation	Parties	Leaders
United Iraqi Alliance	128	Shiite Religious Coalition	Includes SCIRI, Dawa	Includes Abdul Aziz Hakim, Ibrahim Jafari
Kurdistan Coalition	53	Kurdish Secular Coalition	Includes KDP, PUK	Includes Jalal Talabani
Iraqi Accordance Front	44	Sunni Religious Coalition	Includes General Conference of the People of Iraq, National Dialogue Council, Iraqi Islamic Party	Includes Adnan Dulaimi, Khalaf Elayan, Tariq Hashimi
National Iraqi List	25	Shiite / Sunni Secular Coalition	Various	Ayad Allawi
Other	25	Other	Iraqi National Dialogue Front (11), Islamic Union of Kurdistan (5), Liberation and Reconciliation Bloc (3), Message Carriers (2), Mithal Alousi List for the Iraqi Nation (1), Iraqi Turkoman Front (1), Yezidi Movement for Progress and Reform (1), Al Rafadeen List (1)	

ECONOMIC & QUALITY OF LIFE INDICATORS

FUEL⁵⁹

Time	Fuel supplies available						Overall fuel supplies as percentage of goal during that month (the goals have shifted)
	Millions of barrels/day		Millions of liters/day			Tons/day	
	Crude oil production	Crude oil export	Diesel (Prod. & Imp.)	Kerosene (Prod. & Imp.)	Gasoline/Benzene (Prod. & Imp)	Liquid Petroleum Gas (Prod. & Imp.)	
Estimated prewar level	2.5 (pre-war peak)	1.7-2.5	N/A	N/A	N/A	N/A	
May 2003	0.3	0	N/A	N/A	N/A	N/A	10 %
June	0.675	0.2	N/A	N/A	N/A	N/A	23%
July	0.925	0.322 ⁶⁰	6.5	4.75	13.5	1,880	44%
August	1.445	0.646 ⁶¹	10.25	6.2	14.0	2,530	57%
September	1.7225	0.983 ⁶²	14.25	6.9	17.3	3,030	70%
October	2.055	1.149 ⁶³	14.75	9.6	16.35	3,700	78%
November	2.1	1.524 ⁶⁴	13.14	13.3	11.792	3,610	76%
December	2.30	1.541 ⁶⁵	12.29	9.4	12.9	3,460	72%
January 2004	2.440	1.537	13.91	11.3	13.32	3,445	78%
February	2.276	1.382 ⁶⁶	15.21	13.05	16.65	4,670	88%
March	2.435	1.825 ⁶⁷	15.03	17.28	17.19	5,010	92%
April	2.384	1.804 ⁶⁸	22.75	4.46	19.3	3,607	79%
May	1.887	1.380 ⁶⁹	22.92	4.005	18.07	3,264	73%
June	2.295	1.148 ⁷⁰	16.47	4.9	22	3,086	75%
July	2.2	1.406 ⁷¹	17.95	5.75	22.3	3,820	80%
August	2.112	1.114 ⁷²	16	4.2	15.1	3,417	84%
September	2.514	1.703	16.35	6.35	14.6	2,707	72%
October	2.46	1.542	16.15	7.95	18.6	3,044	80%
November	1.95	1.320	16.5	7.7	17.9	3,324	77%
December	2.16	1.520	18.3	10.5	17.6	4,222	88%
January 2005	2.10	1.367	12.7	6.7	20.65	5,017	75%
February	2.10	1.431	15.9	8.55	21.2	5,003	84%
March	2.09	1.394	19.7	8.05	20.3	4,894	93%
April	2.14	1.398	18.3	7.6	23.7	5,219	97%
May	2.1	1.308	22.2	4.4	22.5	5,030	93%
June	2.17	1.377	18.9	6.25	18.3	5,137	97%
July	2.17	1.550	19.9	5.9	23.9	4,474	97%
August	2.16	1.504	19.3	5.2	23.8	5,072	96%
September	2.11	1.60	17.3	4.4	20.9	4,888	87%
October	1.91	1.239	17.0	8.6	18.9	4,784	90%
November	1.98	1.168	17.3	8.2	19.9	5,526	88%
December	1.92	1.071	16.1	8.0	17.5	5,046	81%
January 2006	1.73	1.05	14.0	6.3	18.1	3,716	72%
February	1.83	1.47	10.1	5.0	12.2	2,263	55%
March	2.1	1.32	12.0	5.7	14.9	2,798	65%
April	2.14	1.60	13.5	4.5	16.9	2,855	67%
May	2.13	1.51	15.2	4.8	17.4	3,577	82%
June	2.30	1.67	15.7	4.3	16.1	3,217	80%
July	2.22	1.68	11.0	2.78	13.3	1,719	52%
August	2.24	1.68	12.4	4.47	16.5	3,242	71%
September	2.36	1.53	14.8	6.3	20.6	3,061	80%
Stated Interim Goal:	2.5 revised down from 2.8-3.0 in February 2005	N/A	21.0 ⁷³ revised up from 23.5 in August 2006	8.5 ⁷⁴ revised up from 5.5 in Sept. 2006	22.0 ⁷⁵ revised up from 24.1 in August 2006	4,460 ⁷⁶ Revised down from 4,500 in July 2006	We assume that supplies for each category cannot exceed 100% of goal
MoO National Target (2010+)	5.5	4.6	N/A	N/A	N/A	5,300	N/A

NOTE ON FUEL TABLE: The ratio of Iraq price to international price is 4.0 for LPG, 3.0 for regular and 6.9 for premium gasoline, 0.7 for kerosene and 1.5 for diesel.⁷⁷ Kerosene imports began 5 October, 2003. All previous months cover only production.

The statistics for September 2005 are based on incomplete data and represent averages for approximately half of the month.

Ministry of Oil (MoO) National Target numbers are courtesy of the US Department of Defense, January 23, 2006.

Above data as of September 20, 2006.

OIL REVENUE FROM EXPORTS⁷⁸

Time	Oil revenue (\$ billions)
June 2003	0.2
July	0.36
August	0.44
September	0.73
October	0.89
November	1.21
December	1.26
January 2004	1.26
February	1.10
March	1.61
April	1.50
May	1.36
June	1.28
July	1.40
August	1.24
September	1.75
October	1.99
November	1.25
December	1.44
January 2005	1.49
February	1.34
March	1.99
April	1.83
May	1.57
June	2.03
July	2.47
August	2.63
September	2.74
October	1.90
November	1.67
December	1.60
January 2006	1.84
February	2.16
March	2.25
April	3.02
May	2.92
June	3.03
July	3.41
August	3.44
September	1.34
Total as of September 20, 2006	\$69.0

ELECTRICITY⁷⁹

Time	Average amount of electricity generated (Megawatts)		Average hours of electricity/day		Average of megawatt hours (MWH)
	Nation-wide	Baghdad	Nation-wide	Baghdad	
Estimated prewar level	3,958	2,500	4-8	16-24	95,000
May 2003	500	300	4-8	4-8	N/A
June	3,193	707	N/A	N/A	N/A
July	3,236	1,082	N/A	N/A	N/A
August	3,263	1,283	N/A	N/A	72,435
September	3,543	1,229	N/A	N/A	75,000
October	3,948	N/A	N/A	N/A	79,000
November	3,582	N/A	N/A	N/A	70,000
December	3,427	N/A	N/A	N/A	72,000
January 2004	3,758	N/A	N/A	N/A	79,000
February	4,125	1,307	13	13.4	90,000
March	4,040	1,192	16	16.4	86,000
April	3,823	1,021	15	14.8	78,000
May	3,902	1,053	11	12.2	80,000
June	4,293	1,198	10	11	93,500
July	4,584	N/A	10	12	100,300
August	4,707	1,440	13	15	109,900
September	4,467	1,485	13	14	107,200
October	4,074	1,280	13	16	99,306
November	3,199	845	13	N/A	76,550
December	3,380	N/A	N/A	N/A	81,114
January 2005	3,289	985	9	9.0	78,925
February	3,611	1,180	8.5	10.3	86,675
March	3,627	994	11.8	11.0	87,051
April	3,390	854	9	11.5	81,350
May	3,712	N/A	8.4	9.5	89,088
June	4,153	N/A	9.4	10.4	102,525
July	4,446	N/A	12.6	10.9	106,713
August	4,049	N/A	12.0	8.4	97,165
September	4,159	N/A	13.5	10.4	101,916
October	3,685	N/A	14.3	8.9	88,442
November*	3,742	N/A	13.3	8.8	89,800
December**	3,800	N/A	12.0	6.1	91,400
January 2006	3,640	N/A	9.8	4.0	87,400
February	3,700	N/A	10.3	5.9	88,600
March	4,000	N/A	13.1	7.8	96,300
April	3,700	N/A	10.9	4.5	88,500
May	3,900	N/A	9.9	3.9	92,700
June	4,400	N/A	11.9	8.0	106,100
July	4,400	N/A	11.4	7.0	106,700
August	4,430	N/A	10.9	6.2	106,400
September	4,100	N/A	10.7	6.2	98,300
Stated Goal:	6,000 to have been reached by July 1, 2004	2,500 to have been reached by October 2003	US Interim Target: 10-12 hours National Target: 24 hours	US Interim Target: 10-12 hours National Target: 24 hours	120,000

NOTE ON ELECTRICITY TABLE: The demand for electricity ranges from 8,500 to 9,000 MW nationwide.⁸⁰ There are also about 1000 MW of connected private generators in and around Baghdad.⁸¹

* Please see footnote. ** The data for December 2005 and thereafter for the average amount of electricity generated and average MW hours is estimated based on the graph relating to electricity in the Iraq Weekly Status Report, *Department of State*. National Target numbers are courtesy of the US Department of Defense, January 23, 2006.

Above data as of September 20, 2006.

NATIONWIDE UNEMPLOYMENT RATE SINCE MAY, 2003

Month	Unemployment Rate Nation-wide
May 2003	N/A
June	50 – 60%
July	N/A
August	50-60%
September	N/A
October	40 – 50%
November	N/A
December	45-55%
January 2004	30 – 45%
February	30 – 45%
March	30- 45%
April	30 – 45%
May	30-45%
June	30-40%
July	30-40%
August	30-40%
September	30-40%
October	30-40%
November	30-40%
December	28-40%
January 2005	27-40%
February	27-40%
March	27-40%
April	27-40%
May	27-40%
June	27-40%
July	27-40%
August	27-40%
September	27-40%
October	27-40%
November	25-40%
December	25-40%
January 2006	25-40%
February	25-40%
March	25-40%
April	25-40%
May	25-40%
June	25-40%
July	25-40%
August	25-40%

NOTE ON NATIONWIDE UNEMPLOYMENT TABLE: Estimates of Iraq’s unemployment rate varies, but we estimate it to be between 25-40%. The CPA has referred to a 25% unemployment rate, the Iraqi Ministry of Planning mentioned a 30% unemployment rate, whereas the Iraqi Ministry of Social Affairs claims it to be 48%. “Reconstructing Iraq,” *International Crisis Group*, Report, September 2, 2004, p. 16, footnote 157. There is an inherent difficulty in measuring the Iraqi rate of unemployment over time. Because recent estimates are likely to be more accurate than older ones, but also higher, this means that despite an improvement in the economic situation nationwide, the numbers give the impression that it is getting worse. Considering the increase in entrepreneurial activity after the end of the war, we have for the purposes of this database assumed that there has been an improvement in unemployment levels, and hence weighted information supporting such a conclusion heavier than contradictory data reports. N/A= Not available

GDP ESTIMATES AND PROJECTIONS, 2002-2005⁸²

	2002	2003	2004	2005 p
Population	25.5	26.3	27.1	27.9
Nominal GDP (in USD billion)	20.5	13.6	25.5	29.3
Of which non-oil GDP (%)	32	32	33	37
Real GDP Growth Rate (%)	-7.8	-41.4	46.5	3.7
Per Capita GDP (USD)	802	518	942	1,051
Consumer Price Inflation (annual average)	19	34	32	20

WORLD BANK ESTIMATE OF IRAQ RECONSTRUCTION NEEDS⁸³

As of January 2004

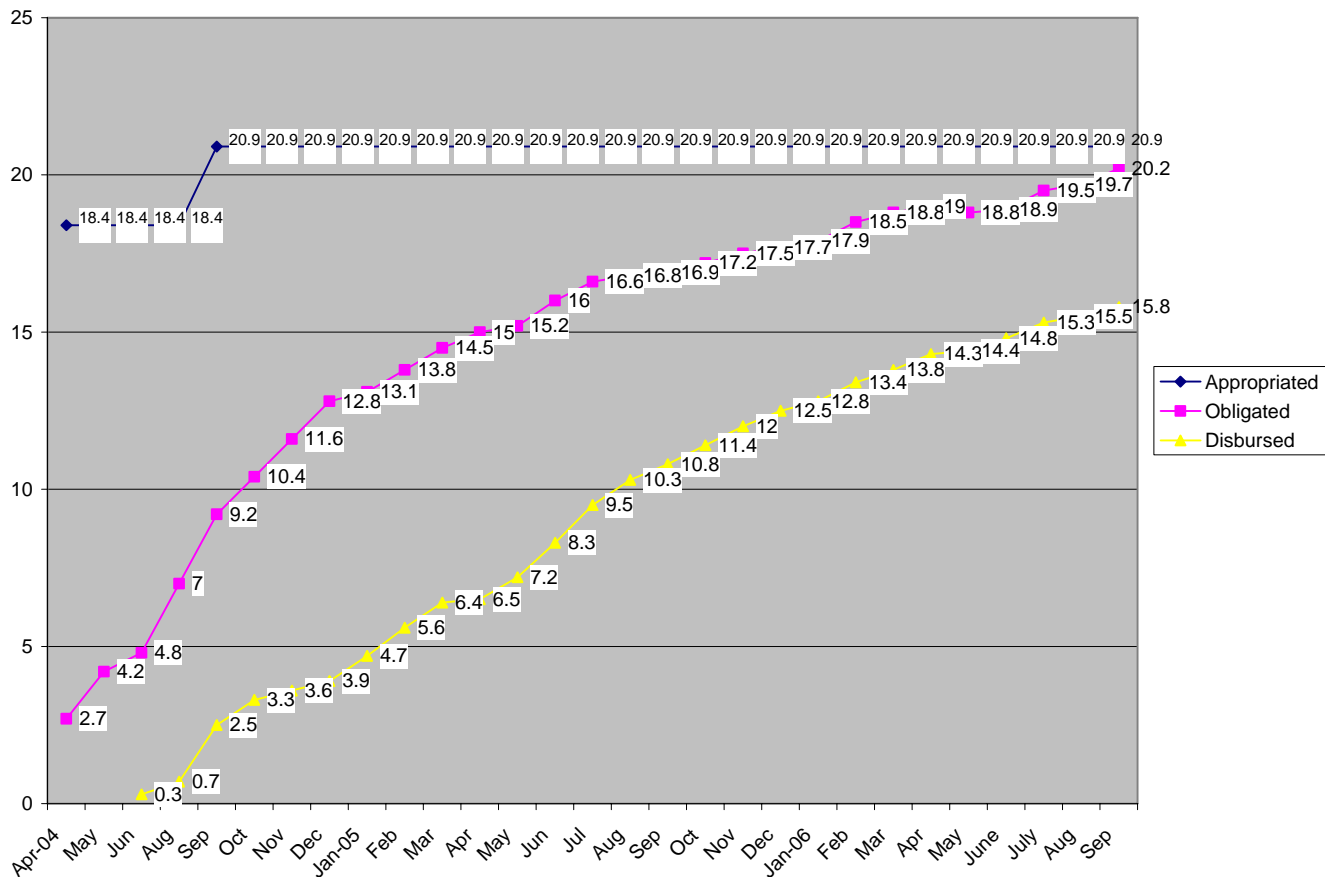
Category	Millions of dollars		
	2004	2005-2007	Total
Government Institutions, Civil Society, Rule of Law & Media	99	288	387
Health, Education, Employment Creation	1,880	5,310	7,190
Infrastructure	5,836	18,368	24,204
Agriculture and Water Resources	1,230	1,797	3,027
Private Sector Development	176	601	777
Mine Action	80	154	234
Total	9,301	26,518	35,819

C.P.A.-ESTIMATED NEEDS IN SECTORS NOT COVERED BY THE UN/WORLD BANK ASSESSMENT⁸⁴

As of January 2004

Category	Millions of dollars		
	2004	2005-2007	Total
Security and Police	5,000	-	5,000
Oil	2,000	6,000	8,000
Culture	140	800	940
Environment	500	3,000	3,500
Human rights	200	600	800
Foreign Affairs	100	100	200
Religious Affairs	100	200	300
Science and Technology	100	300	400
Youth and Sport	100	200	300
Total of CPA estimates	8,240	11,200	19,440

AMERICAN AID APPROPRIATED, OBLIGATED AND DISBURSED TOWARDS THE IRAQ RELIEF AND RECONSTRUCTION FUND (IRRF I & II)⁸⁵



NOTE: An ‘appropriation’ is defined as a plan, approved by the Office of Management and Budget, to spend resources provided by law. *Quarterly Update to Congress: 2207 Report*, October 2004. An ‘obligation’ can be defined as “a definite commitment which creates a legal liability of the Government for the payment of appropriated funds for goods and services ordered or received.” GAO/OGC-91-5: *Principles of Federal Appropriations Law*, Office of the General Council, July 1991. A ‘disbursement’ is an actual payment (check goes out the door) for goods/services received. *GAO-04-902 R: Rebuilding Iraq*, General Accounting Office, June 2004.

IRRF2 PROGRAM STATUS (as of June 30, 2006, in millions)⁸⁶

Sector	2207 Report Spending Plan	Apportioned	Committed	Obligated	Expended
Security and Law Enforcement	\$5,036.00	\$5,036.00	\$4,963.30	\$4,946.80	\$4,550.10
Electric Sector	4,220.00	4,220.00	3,969.20	3,484.30	2,346.40
Water Resources and Sanitation	2,131.10	2,131.10	1,988.20	1,676.00	1,139.80
Justice, Public Safety, and Civil Society	1,340.90	1,316.00	1,251.50	1,204.40	862
Democracy	1,013.90	1,033.90	981.5	979.3	797.8
Oil Infrastructure	1,724.70	1,735.60	1,689.60	1,647.30	997
Private Sector Employment Development	805.3	805.3	799.1	794.2	659.3
Health Care	746.3	739	704.5	664	493.2
Transportation and Telecommunications Projects	469.1	465.5	449.5	427.8	295.7
Education, Refugees, Human Rights, and Governance	410	410	378.8	354.2	281.5
Roads, Bridges and Construction	333.7	333.7	317	313.4	184.6
Administrative Expense	213	213	212.4	212.4	102.8
Total by Sector	\$18,444.00	\$18,439.10	\$17,704.60	\$16,704.10	\$12,710.20
Construction			10,095.30	9,314.10	6,692.20
Non-Construction			6,627.60	6,410.70	5,220.20
Democracy			981.5	979.3	797.8
Total by Program			\$17,704.60	\$16,704.10	\$12,710.20

NOTE ON IRRF CHARTS: IRRF was established by the U.S. Congress in 2003, to rebuild Iraq's infrastructure, which was damaged from years of neglect, sanctions, and war. The \$2.4 billion IRRF was set up in the Emergency Wartime Supplemental Appropriations Act - 2003, [P.L. 108-11](#) (enacted April 16, 2003). IRRF 2 is funded with \$18.6 billion (\$18.4 billion after subtracting \$210 million assistance for Jordan, Liberia, and Sudan) in the Emergency Supplemental Appropriations Act for Defense and for the Reconstruction of Iraq and Afghanistan - 2004, [P.L. 108-106](#) (enacted November 6, 2003).

PLEDGES OF RECONSTRUCTION AID TO IRAQ BY COUNTRY, AS OF JUNE 30, 2006⁸⁷

Australia	76,590,974
Austria	5,478,165
Belgium	5,890,500
Bulgaria	640,000
Canada	187,466,454
China	25,000,000
Cyprus	117,810
Czech Republic	14,659,023
Denmark	66,952,384
Estonia	82,467
Finland	5,890,500
Germany	10,000,000
Greece	3,534,300
Hungary	1,237,005
Iceland	2,500,000
India	10,000,000
Iran	10,000,000
Ireland	3,534,300
Italy	235,620,020
Japan	4,964,000,000
South Korea	200,000,000
Kuwait	565,000,000
Lithuania	30,000
Luxembourg	2,356,200
Malta	27,000
Netherlands	9,424,801
New Zealand	4,341,975
Norway	12,867,617
Oman	3,000,000
Pakistan	2,500,000
Qatar	100,000,000
Saudi Arabia	500,000,000
Slovenia	419,382
Spain	220,000,000
Sri Lanka	75,500
Sweden	33,000,000
Turkey	50,000,000
United Arab Emirates	215,000,000
United Kingdom	452,326,416
Vietnam	700,000
<i>Subtotal</i>	<i>8,000,262,793</i>
European Commission	715,620,000
<i>Subtotal</i>	<i>8,715,882,793</i>
INTERNATIONAL FINANCIAL INSTITUTIONS	
IMF (low range)	2,550,000,000
World Bank (low range)	3,000,000,000
Islamic Development Bank	300,000,000
<i>Subtotal</i>	<i>5,850,000,000</i>
TOTAL (Without the United States)	\$14,565,882,793

NOTES ON PLEDGES OF RECONSTRUCTION AID TABLE:

The World Bank, United Nations and CPA estimated Iraq will need \$56 billion for reconstruction and stabilization efforts from 2004 to 2007, but that estimate is probably too low.⁸⁸

UPDATE ON 2003 MADRID CONFERENCE PLEDGES: Of the \$13.5 billion pledged by donors other than the United States, \$3.2 billion has been disbursed as of December 2005. Measuring Stability and Security in Iraq February 2006, Report to Congress in Accordance with the Department of Defense Appropriations Act 2006 (Section 9010), page 14.

ESTIMATED COSTS OF U.S. OPERATIONS IN IRAQ UNDER TWO SCENARIOS⁸⁹

Scenario One: Assuming Removal of All Troops by the End of Calendar Year 2009

	2003-2006	2007	2008	2009	2010	2011	2012	2013	2014	2015	2016	Total 2007-2016
Defense Activities	254	69	52	31	10	4	1	0	0	0	0	166
Iraqi Security Forces	14	3	3	3	2	1	1	1	*	*	*	15
Diplomatic Operations and Foreign Aid	22	3	3	2	1	1	1	1	1	1	1	15
Veterans' Programs	1	1	1	1	1	1	1	1	1	1	1	6
Total	291	75	59	36	14	6	3	3	2	2	2	202

Scenario Two: Assuming Reduction of Troops In-Theater to 40,000 by Calendar Year 2010

	2003-2006	2007	2008	2009	2010	2011	2012	2013	2014	2015	2016	Total 2007-2016
Defense Activities	254	82	67	49	30	25	22	22	23	24	24	368
Iraqi Security Forces	14	3	3	3	2	1	1	1	*	*	*	15
Diplomatic Operations and Foreign Aid	22	3	3	2	1	1	1	1	1	1	1	15
Veterans' Programs	1	1	1	1	1	1	1	1	1	1	1	8
Total	291	88	74	55	34	28	25	25	25	25	26	406

NOTE ON ESTIMATED COSTS OF U.S. OPERATIONS IN IRAQ TABLE:

* = less than \$500 million.

All data come from "Estimated Costs of U.S. Operations in Iraq Under Two Specified Scenarios," Congressional Budget Office, July 13, 2006. Numbers may not add up to totals because of rounding.

Estimates of funding during the 2003–2006 period are based on analysis of appropriation acts, the Department of Defense’s obligation reports, and budget justification material from the Department of Veterans Affairs. Estimates of funding during the 2007–2016 period are CBO’s projections for the specified scenarios.

ESTIMATED DEFENSE FUNDING PROVIDED FOR OPERATION IRAQI FREEDOM, 2003-2006²⁰

	Public Law	2003	2004	2005	2006	Total 2003- 2006
Emergency Wartime Supplemental Appropriations Act, 2003	P.L. 108-11 (Apr. 2003)	45				45
DoD's Transfers in 2003 from Regular Appropriations*	NA	1				1
Department of Defense Appropriations Act, 2004	P.L. 108-87 (Sept. 2003)		-4**			-4
Emergency Supplemental Appropriations Act for Defense and for the Reconstruction of Iraq and Afghanistan, 2004	P.L. 108-106 (Nov. 2003)		52			52
Department of Defense Appropriations Act, 2005	P.L. 108-287 (Aug. 2004)		18			18
DoD's Transfers in 2004 from Regular Appropriations*	NA		1			1
Emergency Supplemental Appropriations for Defense, the Global War on Terror, and Tsunami Relief Act, 2005	P.L. 109-13 (May 2005)			51		51
DoD's Transfers in 2005 from Regular Appropriations*	NA			1		1
Department of Defense Appropriations Act, 2006	P.L. 109-148 (Dec. 2005)				42	42
Emergency Supplemental Appropriations Act for Defense, the Global War on Terror, and Hurricane Recovery, 2006	P.L. 109-234 (June 2006)				45	45
DoD's Transfers in 2006 from Regular Appropriations*	NA				0	0
Total		46	68	53	87	254

NOTE ON ESTIMATED DEFENSE FUNDING PROVIDED FOR OPERATION IRAQI FREEDOM:

NA = not applicable.

All data come from "Estimated Costs of U.S. Operations in Iraq Under Two Specified Scenarios," Congressional Budget Office, July 13, 2006. Numbers may not add up to totals because of rounding.

CBO estimated funding provided for Operation Iraqi Freedom in these appropriation acts by allocating funds on the basis of obligations reported by the Department of Defense (DoD). The figures exclude approximately \$11 billion in budget authority provided in 2005 and 2006 for restructuring Army and Marine Corps units, approximately \$18 billion in budget authority for classified activities, and \$9 billion in funding for Iraqi security forces.

* For each year, most transfers were of funds appropriated in that year; small amounts were transferred from funds appropriated in prior years.

** Rescission of funds appropriated in 2003 in P.L. 108-11.

FUNDING FOR IRAQI SECURITY FORCES, DIPLOMATIC OPERATIONS, AND FOREIGN AID PROVIDED FOR IRAQ, 2003 TO 2006⁹¹

	Public Law	2003	2004	2005	2006	Total, 2003-2006
Emergency Wartime Supplemental Appropriations Act, 2003 <i>Diplomatic operations and foreign aid</i>	P.L. 108-11 (April 2003)	3	---	---	---	3
Emergency Supplemental Appropriations Act for Defense and for the Reconstruction of Iraq and Afghanistan, 2004 <i>Iraqi security forces</i> <i>Diplomatic operations and foreign aid</i>	P.L. 108-106 (November 2003)	---	5 15	---	---	5 15
Department of Defense Appropriations Act, 2005 <i>Diplomatic operations and foreign aid</i>	P.L. 108-287 (August 2004)	---	1	---	---	1
Emergency Supplemental Appropriations for Defense, the Global War on Terror, and Tsunami Relief Act, 2005 <i>Iraqi security forces</i> <i>Diplomatic operations and foreign aid</i>	P.L. 109-13 (May 2005)	---	---	6 1	---	6 1
Emergency Supplemental Appropriations Act for Defense, the Global War on Terror, and Hurricane Recovery, 2006 <i>Iraqi security forces</i> <i>Diplomatic operations and foreign aid</i>	P.L. 109-234 (June 2006)	---	---	---	3 3	3 3
Total, Iraqi Security Forces		0	5	6	3	14
Total, Diplomatic Operations and Foreign Aid		3	15	1	3	22

NOTE ON FUNDING FOR IRAQI SECURITY FORCES, DIPLOMATIC OPERATIONS, AND FOREIGN AID TABLE:

All data come from "Estimated Costs of U.S. Operations in Iraq Under Two Specified Scenarios," Congressional Budget Office, July 13, 2006. Numbers may not add up to totals because of rounding.

Funds for Iraqi security forces were initially appropriated to the Department of State in 2004 and to the Department of Defense in 2005 and 2006.

INFLATION⁹²

Time	Inflation
2003	36%
2004	32%
2005	20%

OTHER ECONOMIC INDICATORS

Foreign banks granted licenses that have started operations in Iraq⁹³	0
Percent of Iraq's export earnings from oil⁹⁴	98% (~ \$21 billion)
Oil Export Peak⁹⁵	April 2004, 1.8 million barrels per day (2005 average is 1.4 million bpd)
Cost of Imported Gasoline⁹⁶	30-35 cents per liter
Domestic Price of Gasoline	1.5 cents per liter

TRAINED JUDGES⁹⁷

Time	Number of trained judges
May 2003	0
June 2004	175
May 2005	351
October	351
May 2006	<800
August	740

NOTE ON TRAINED JUDGES CHART: As of October 2005, all provincial courts are operational and there exist 99 trained judicial investigators. 135 of 869 judges were removed because of substantial evidence of corruption or Ba'ath Party affiliation.⁹⁸ The estimated need for is for 1,500 judges according to the US Department of Justice.⁹⁹

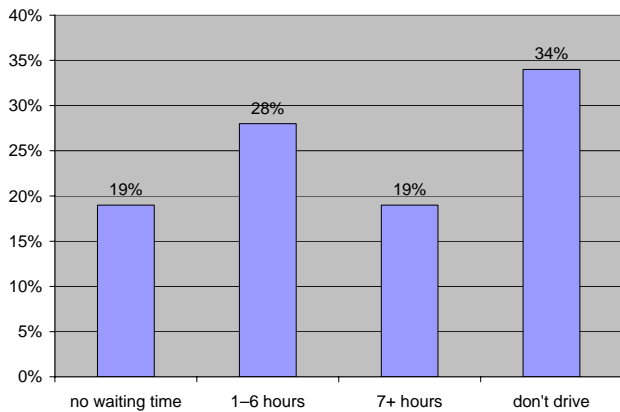
RELATIVE AMOUNT OF CAR TRAFFIC

Relative amount of car traffic (Prewar level 1.0)	
July 2003	1.0
January 2004	2.0
July 2004	3.0
January 2005	5.0

TYPICAL WAITING TIME FOR GASOLINE – JULY 2003-MAY 2005

Typical Length of Gasoline Line (hours)	
July 2003	0.1
January 2004	0.5
July 2004	1.0
January 2005	1.0
May 2005	1.0 ¹⁰⁰

TYPICAL WAITING TIME FOR GASOLINE – NOVEMBER 2005¹⁰¹



NUMBER OF REGISTERED CARS¹⁰²

Pre-War	1.5 million
October 2005	3.1 million

TELEPHONE SUBSCRIBERS¹⁰³

Time	Telephone subscribers
Estimated prewar level	833,000
September	600,000
December	600,000
January 2004	600,000
February	900,000
March	984,225
April	1,095,000
May	1,220,000
June	1,200,000
July	N/A
August	1,463,148
September	1,579,457
October	1,753,000
November	2,135,000
December	2,152,000
January 2005	2,449,139
February	2,569,110
March	2,982,115
April	3,172,771
May	~3,450,000
June	3,801,822
July	~4,100,000
August	4,590,398
March 2006	6,836,854
April	~7,400,000
August	~8,100,000
Previous goal (Jan. 2004)	1,100,000

NOTE ON TELEPHONE SUBSCRIBERS TABLE: The estimated pre-war level represents only land telephone lines, as Iraq had no nationwide cellular network. Post-war data includes landlines and cellular subscribers.

INTERNET SUBSCRIBERS¹⁰⁴

Time	Internet subscribers (does not include unregulated users of Internet cafes)
Estimated prewar level	4,500
September 2003	4,900
January-April 2004	N/A
May	54,000
June	59,000
July	73,000
August	87,000
September	95,000
October	102,978
November	110,000
January 2005	124,293
March	147,076
April 2006	207,000
August	197,310

TONS OF MAIL SENT BY IRAQIS¹⁰⁵

2001	148 tons sent (231 tons received)
2003	37 tons sent
2004	43 tons sent
2005	54 tons sent

NOTE ON TONS OF MAIL CHART: Mail volumes may also be dampened by increasing e-mail and phone usage.

MEDIA¹⁰⁶

Time	Commercial TV stations	Commercial radio stations	Independent newspapers and magazines
Prewar	0	0	0
May 2003	0	0	8
June 2004	13	74	150
January 2005	10	51	100
March	N/A	N/A	200
April	24	80	170
May	23	80	170
July	29	N/A	170
September	44	72	Over 100
December	44	91	294
March 2006	54	114	268

DOCTORS IN IRAQ¹⁰⁷

Iraqi Physicians Registered Before the 2003 Invasion	34,000
Iraqi Physicians Who Have Left Iraq Since the 2003 Invasion	12,000 (estimate)
Iraqi Physicians Murdered Since 2003 Invasion	2,000
Iraqi Physicians Kidnapped	250
Average Salary of an Iraqi Physician	7.5 million Iraqi dinars per year (or ~\$5,100 per year)
Annual Graduates from Iraqi Medical Schools	2,250
Percentage of Above That Will Work Outside of Iraq	20%

NOTE: Numbers are estimates.

CURRENT WATER PROJECTS OUTPUTS VS. CPA GOALS¹⁰⁸

Output Metric	Pre-War Level (2003)	Stated Goal by CPA (2003)	Status as of 3/21/2006	Anticipated End-State
Water – People with Potable Water Availability	12.9 Million	23.4 Million	9.7 Million 4.2 Million added*	13.9 Million 8.4 Million added
Sewerage – People with Sewerage System Coverage	6.2 Million	2.5 Million	5.6 Million 5.1 Million added*	5.8 Million 5.3 Million added
Water Treatment Capacity	3 Million m ³ /day	10 Million m ³ /day	1.3 Million m ³ /day	2.5 Million m ³ /day

NOTES ON CURRENT WATER PROJECTS TABLE: Outputs include total added since war and include IRRF and other funding streams.

EDUCATION INDICATORS 1998 - 2004¹⁰⁹

Literacy	Overall (Ages 15 +): 65%	In Youth (Ages 15-24): 74%
Primary School Enrollment	Net: 79% (93% in Jordan, 96% in Syria)	
	Gross: 99% (95% in ME and NA)	
	Males: 109%	Females: 89%
Average Monthly Teacher Salaries¹¹⁰	Before New Government: \$2	After New Government: \$100

EDUCATION INDICATORS - ENROLLMENT¹¹¹

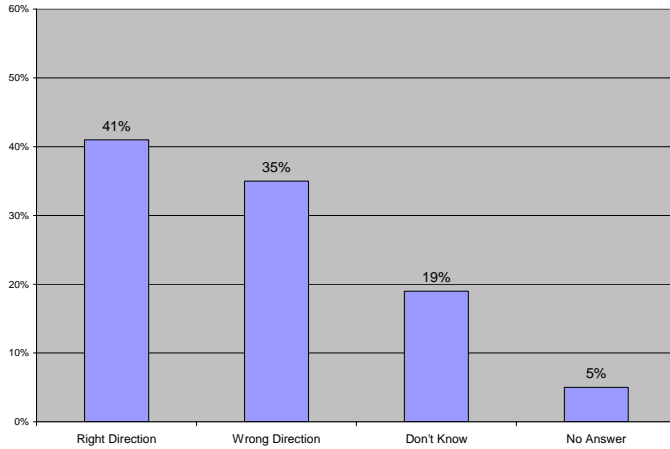
Number of Children Enrolled in Primary Schools Nationwide	2002: 3.5 million
	2005: 3.7 million (5.7% increase)
Number of Children Enrolled in Middle Schools and High Schools Nationwide	2002: 1.1 million
	2005: 1.4 million (27% increase)
Percent of High School aged Iraqis Enrolled in School in 2003	33%
Percent of High School aged Iraqi BOYS enrolled in 2004	50%
Percent of High School aged Iraqi GIRLS enrolled in 2004	35%

NOTE ON EDUCATION INDICATORS: Education numbers do not include the Kurdish regions, which are administratively separate. Iraq's population increased to 26 million (8% increase) from 2002 to 2005. Sabrina Tavernise, "Amid Iraqi Chaos, Schools Fill After Long Decline," *New York Times*, June 26, 2006.

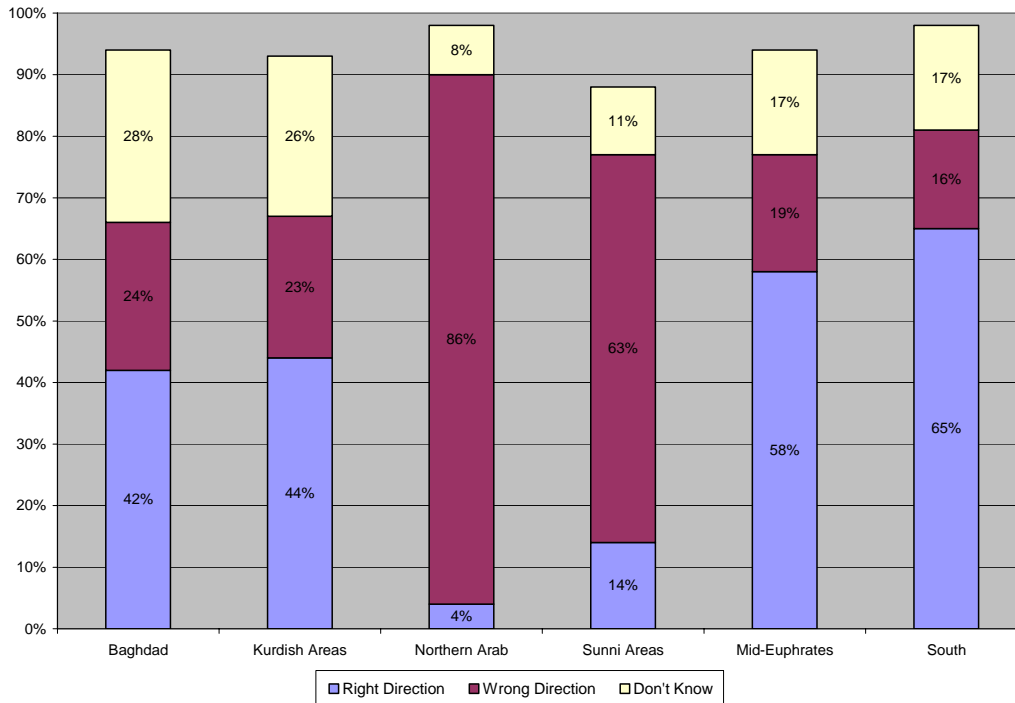
POLLING/POLITICS

JUNE 14-24, 2006: INTERNATIONAL REPUBLICAN INSTITUTE¹¹²

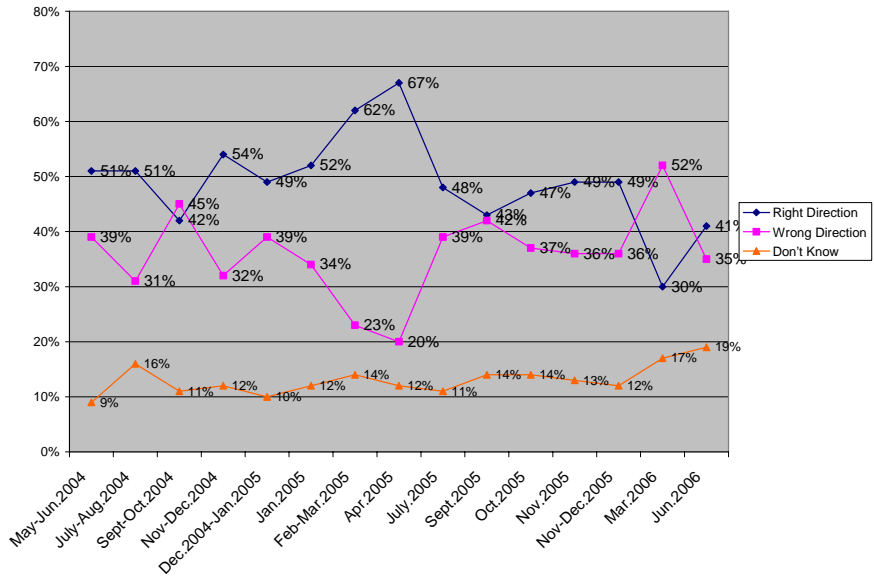
QUESTION TO IRAQIS: DO YOU FEEL THAT IRAQ IS GENERALLY HEADING IN THE RIGHT DIRECTION OR THE WRONG DIRECTION?



REGIONAL BREAKDOWN FOR QUESTION: DO YOU FEEL THAT IRAQ IS GENERALLY HEADING IN THE RIGHT DIRECTION OR THE WRONG DIRECTION?



TRENDS FOR QUESTION: DO YOU THINK IRAQ TODAY IS GENERALLY HEADING IN THE RIGHT OR WRONG DIRECTION? (MAY 2004 – JUNE 2006)



QUESTION TO IRAQIS: WHY DO YOU FEEL THAT IRAQ IS GENERALLY HEADING IN THE RIGHT DIRECTION OR THE WRONG DIRECTION?

Right Direction

Elected national government	31%
Freedom and democracy	21%
Getting rid of former regime	13%
Elections	12%
Having a constitution	7%

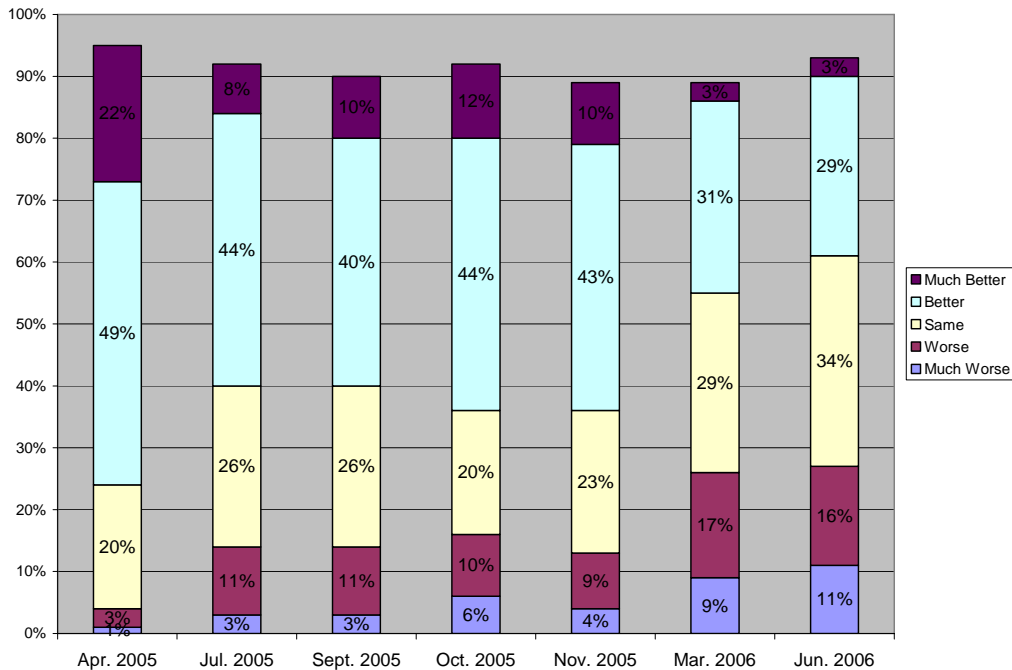
N = 1168

Wrong Direction

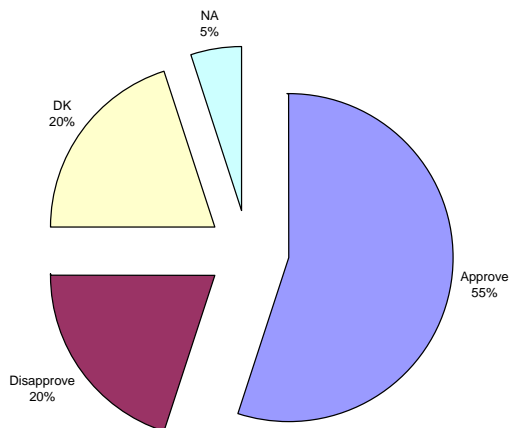
Bad security situation	34%
Presence of occupation	32%
Sectarian conflict	7%
Inactive government	7%
General instability	6%

N = 968

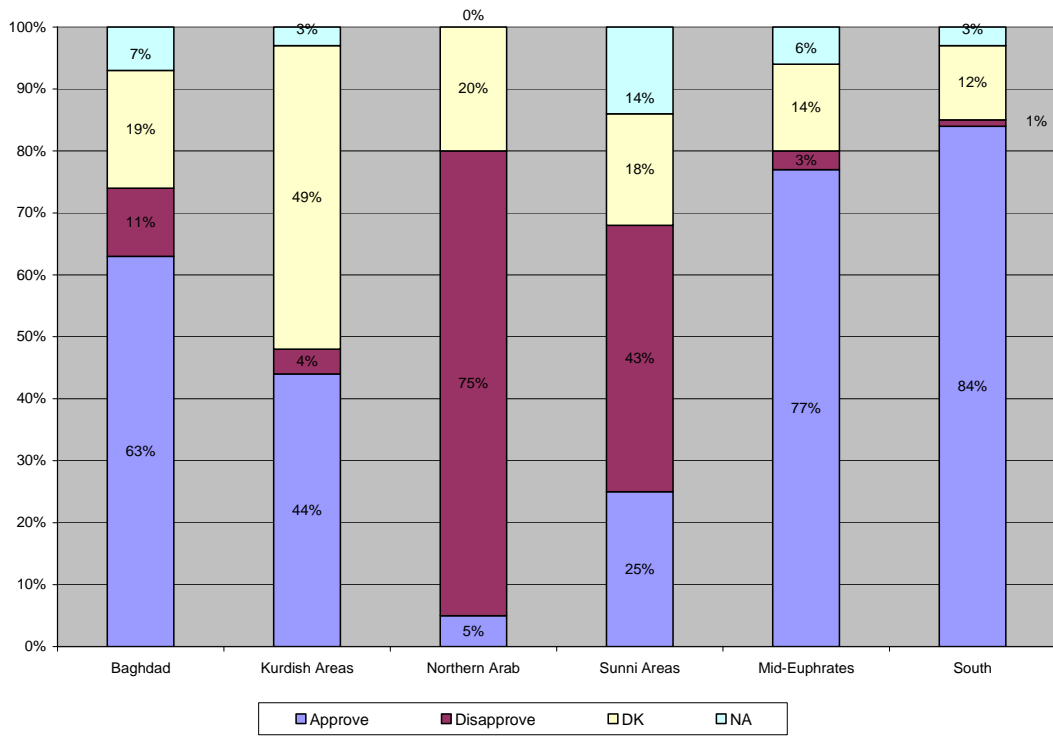
TRENDS FOR QUESTION: THINKING ABOUT THE FUTURE, DO YOU FEEL THAT THINGS WILL BE BETTER, THE SAME OR WORSE IN SIX MONTHS?



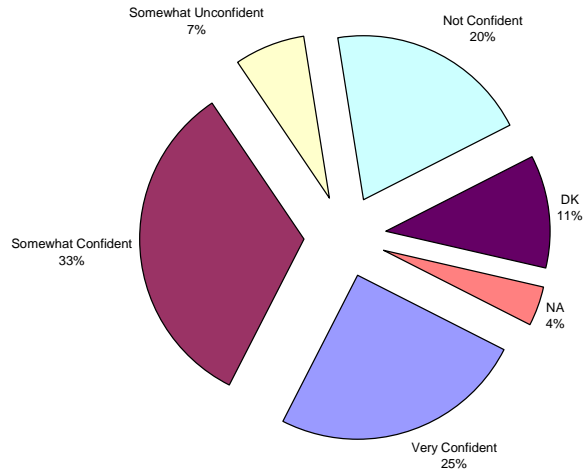
QUESTION TO IRAQIS: DO YOU APPROVE OR DISAPPROVE OF THE WAY PRIME MINISTER NOURI AL-MALIKI IS HANDLING HIS JOB?



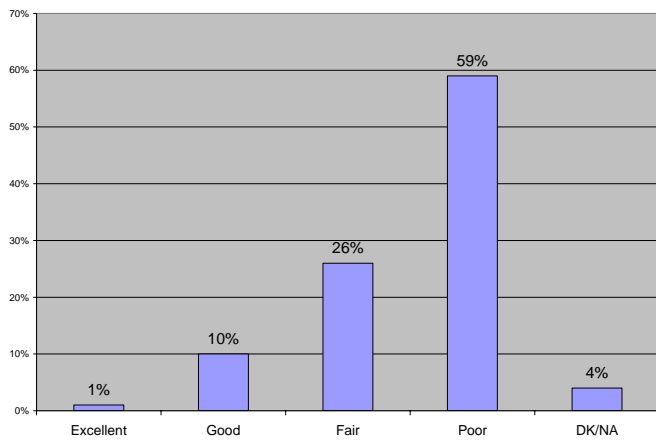
REGIONAL BREAKDOWN FOR QUESTION: DO YOU APPROVE OR DISAPPROVE OF THE WAY PRIME MINISTER NOURI AL-MALIKI IS HANDLING HIS JOB?



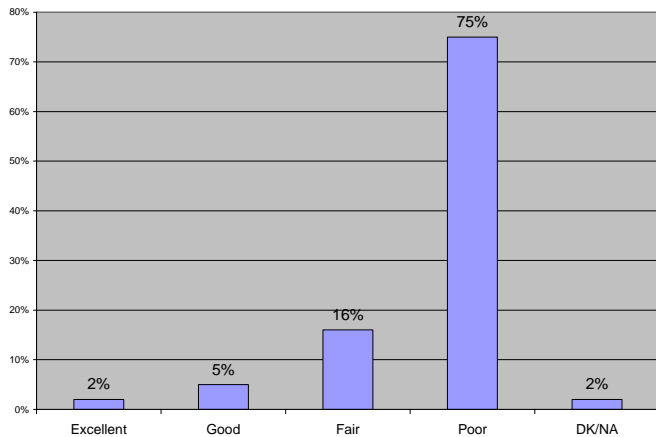
QUESTION TO IRAQIS: WHAT LEVEL OF OVERALL CONFIDENCE DO YOU HAVE IN THE GOVERNMENT ANNOUNCED BY PRIME MINISTER NOURI AL-MALIKI



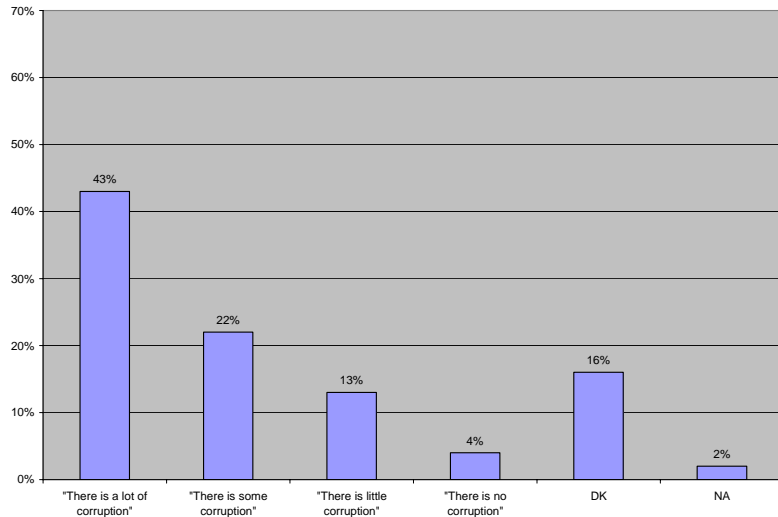
QUESTION TO IRAQIS: HOW WOULD YOU RATE THE ECONOMIC CONDITIONS IN IRAQ TODAY?



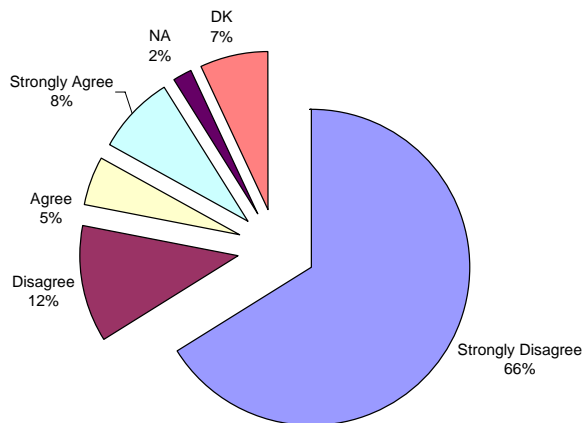
QUESTION TO IRAQIS: HOW WOULD YOU RATE SECURITY CONDITIONS IN IRAQ TODAY?



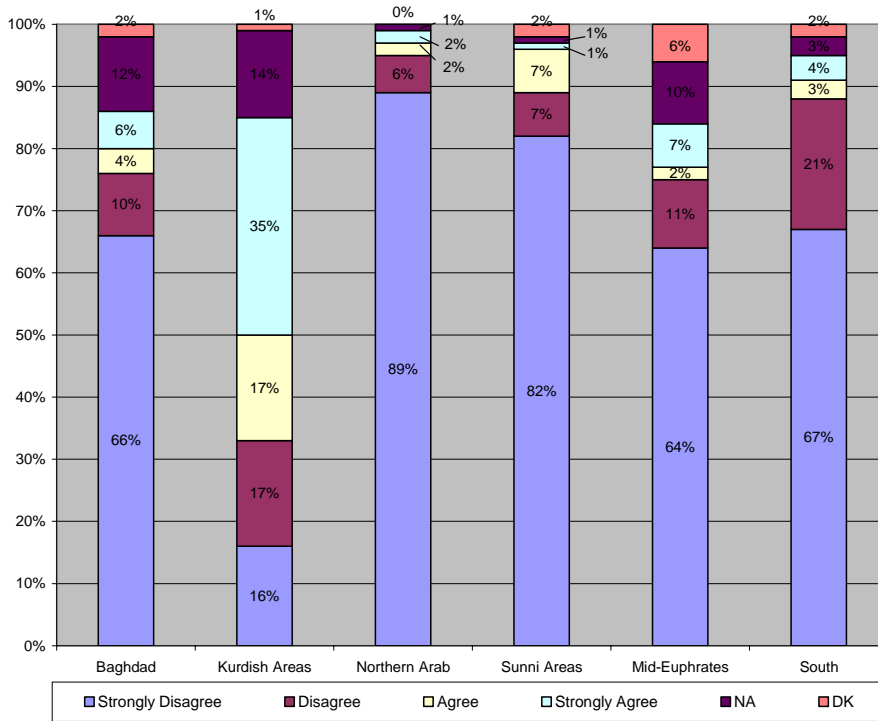
QUESTION TO IRAQIS: IN YOUR OPINION, WHICH STATEMENT BEST DESCRIBES THE LEVEL OF CORRUPTION IN IRAQI POLITICS AND GOVERNMENT TODAY?



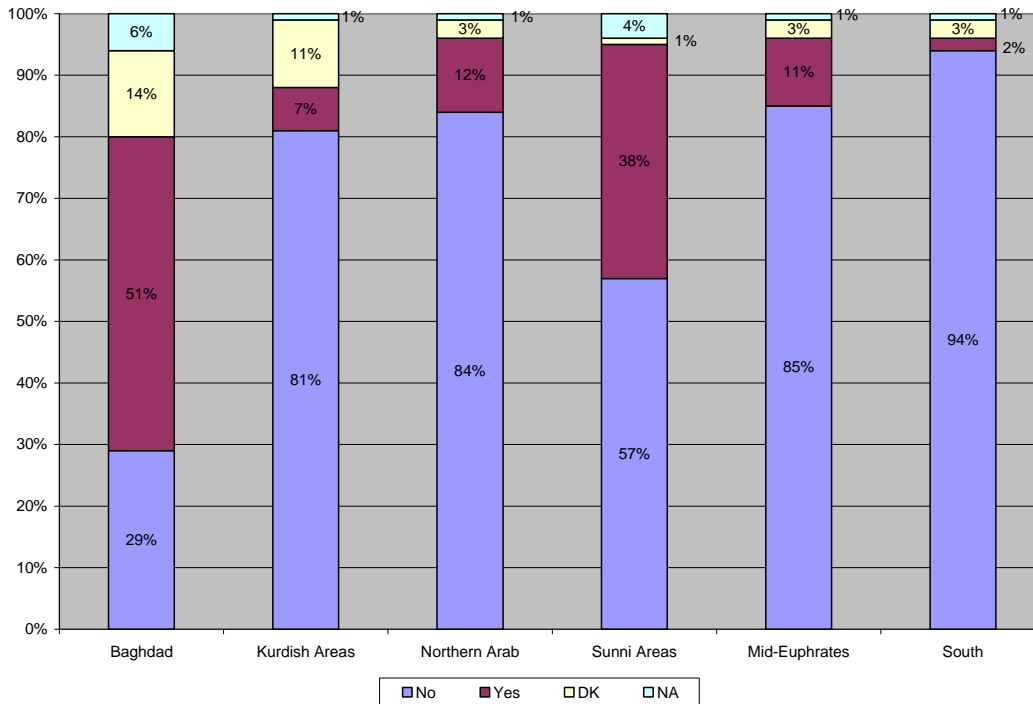
QUESTION TO IRAQIS: SOME PEOPLE ARE CALLING FOR THE SEGREGATION OF IRAQIS ACCORDING TO RELIGIOUS OR ETHNIC SECT. DO YOU AGREE OR DISAGREE WITH THIS SUGGESTION?



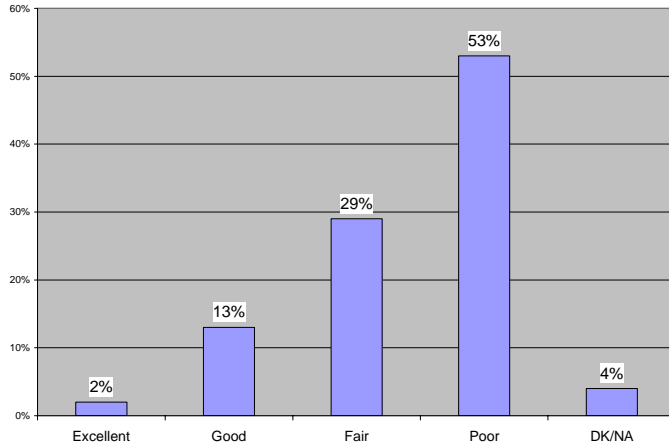
REGIONAL BREAKDOWN FOR QUESTION: SOME PEOPLE ARE CALLING FOR THE SEGREGATION OF IRAQIS ACCORDING TO RELIGIOUS OR ETHNIC SECT. DO YOU AGREE OR DISAGREE WITH THIS SUGGESTION?



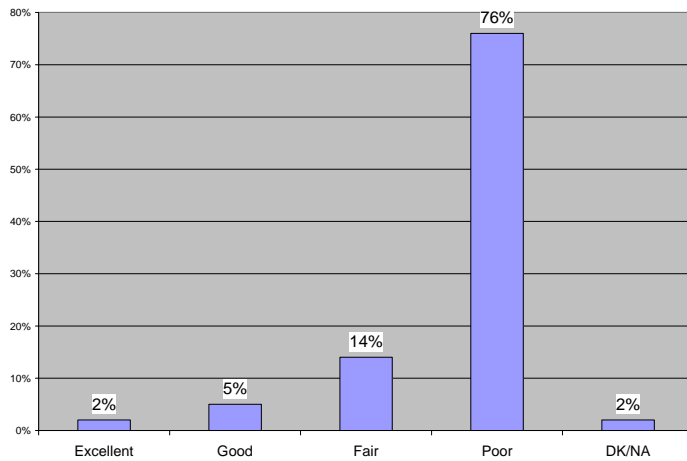
REGIONAL BREAKDOWN FOR QUESTION: DO YOU PERSONALLY KNOW SOMEONE WHO WAS FORCED TO LEAVE HIS NEIGHBORHOOD BECAUSE OF HIS ETHNIC OR RELIGIOUS IDENTITY?



QUESTION TO IRAQIS: HOW WOULD YOU RATE THE ECONOMIC CONDITIONS IN IRAQ TODAY?

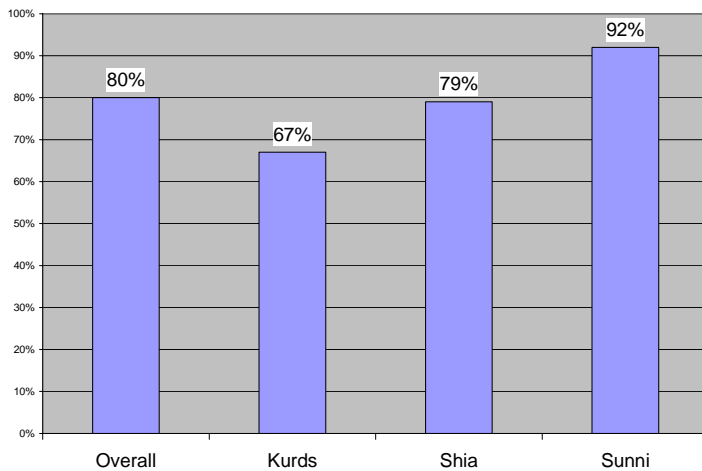


QUESTION TO IRAQIS: HOW WOULD YOU RATE SECURITY CONDITIONS IN IRAQ TODAY?

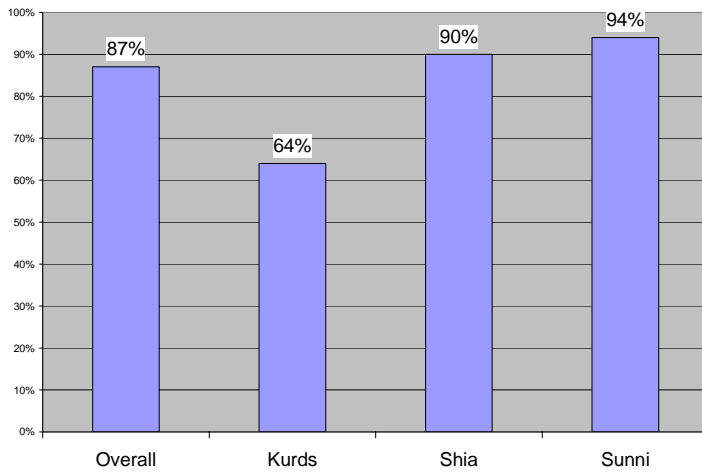


JAN. 31, 2006: WORLD PUBLIC OPINION.ORG POLL – WHAT THE IRAQI PUBLIC WANTS¹¹⁴

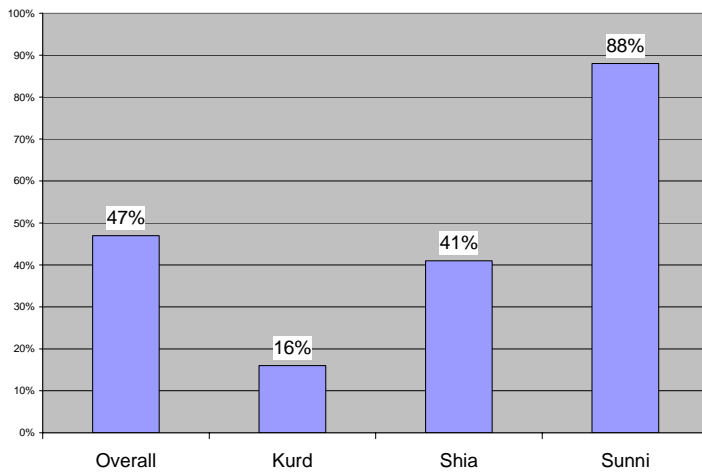
QUESTION TO IRAQIS: DO YOU THINK THE US GOVERNMENT PLANS TO HAVE PERMANENT MILITARY BASES IN IRAQ OR TO REMOVE ALL ITS MILITARY ONCE IRAQ IS STABILIZED? (cht shows those who feel the US plans permanent bases).



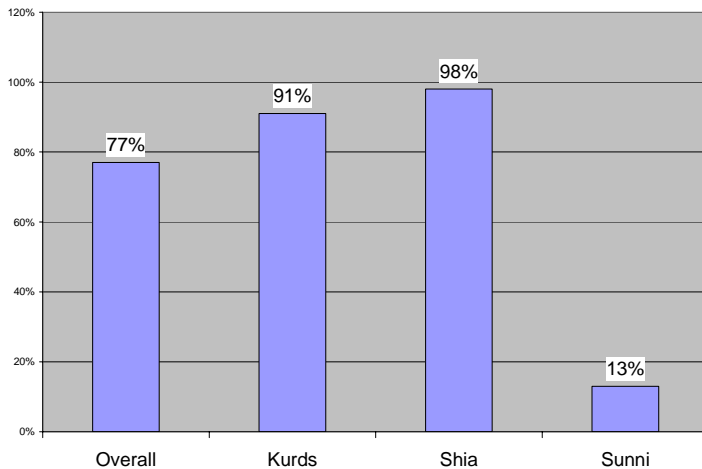
QUESTION TO IRAQIS: DO YOU APPROVE THE GOVERNMENT ENDORSING A TIMELINE FOR US WITHDRAWAL? (chart shows those answering yes).



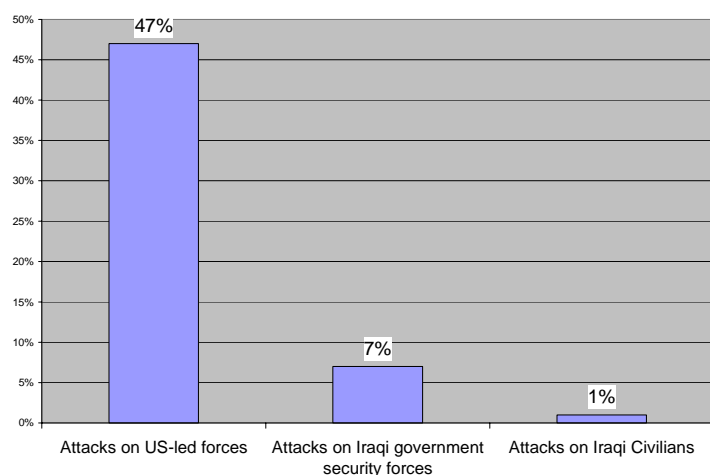
QUESTION TO IRAQIS: DO YOU APPROVE OR DISAPPROVE (STRONGLY OR SOMEWHAT) OF ATTACKS ON US-LED FORCES IN IRAQ? (chart shows those who approve).



QUESTION TO IRAQIS: THINKING ABOUT ANY HARDSHIPS YOU MIGHT HAVE SUFFERED SINCE THE US-BRITAIN INVASION, DO YOU PERSONALLY THINK THAT OUSTING SADDAM HUSSEIN WAS WORTH IT OR NOT? (chart shows those who responded "worth it").



QUESTION TO IRAQIS: WHAT IS YOUR OVERALL SUPPORT FOR ATTACKS? (chart shows support for...)



BRITISH MINISTRY OF DEFENCE POLL: AUGUST 2005¹¹⁵

Iraqis who believe attacks against British and American troops are justified	45% (65% in Maysan province)
Iraqis “strongly opposed” to presence of Coalition troops	82%
Iraqis who believe coalition forces are responsible for any improvement in security	<1%
Iraqis who feel less secure because of the occupation	67%
Iraqis who believe conditions for peace and stability have worsened	43%
Iraqis who do not have confidence in multi-national forces	72%
Iraqis who rarely have safe, clean water	71%
Iraqis who never have enough electricity	47%
Iraqis whose sewage system rarely works	70%
Southern Iraqis unemployed	40%

In order to streamline our endnotes, we have removed most references to information from before July 1, 2006. These footnotes may be found in archived editions of the Iraq Index. <http://www.brookings.edu/fp/saban/iraq/indexarchive.htm>.

¹ Fatality numbers from January 1, 2005 and onwards are reported as documented daily from “Operation Iraqi Freedom U.S. Casualty Status,” *Department of Defense*. (www.defenselink.mil/news/casualty.pdf).

² Iraq Coalition Casualty Count, (icasualties.org/oif/stats.aspx).

³ Military Casualty Information, Statistical Information and Analysis Division, *Department of Defense*, (<http://siadapp.dior.whs.mil/personnel/CASUALTY/oif-deaths-total.pdf>).

⁴ Casualties update daily from “Operation Iraqi Freedom U.S. Casualty Status,” *Department of Defense*, (www.defenselink.mil/news/).

⁵ “Details of British Casualties,” *British Ministry of Defense*, (www.operations.mod.uk/telic/casualties.htm).

⁶ Iraq Coalition Casualty Count, (icasualties.org/oif/).

⁷ *Ibid.*

⁸ Monthly figures from January 2005 and onwards from Iraq Coalition Casualty Count, (www.icasualties.org/oif/IraqiDeaths.aspx).

⁹ Rick Jervis, “Pace of Troop Deaths Up in Iraq,” *USA Today*, July 1, 2005. 135 car bombs in April, 140 in May, 70 in June. Craig Smith, “US Contends Campaign Has Cut Suicide Attacks,” *New York Times*, August 5, 2005. 13 car bombs in week prior to August 5. Liz Sly, “Bombs Bad Enough But Guns Worse in Baghdad,” *Chicago Tribune*, August 11, 2005. 132 car bombs in May, 108 in June, 83 in July. The August 2005 number is an estimate based on Bradley Graham, “Zarqawi ‘Hijacked’ Insurgency; US General Says Foreign Fighters Now Seen as Main Threat,” *Washington Post*, September 28, 2005, which states that *suicide bombs* were reduced by 50% from May to August. September and October 2005 numbers are author’s estimates. The November 2005 number is from “Military: Offensive Thwarting Suicide Attacks,” *USA Today*, December 2, 2005, listed at 68. December 2005 number is an estimate. Numbers for January 2006 through April 2006 are based on Rick Jervis, “Car Bombings Down, Military Says,” *USA Today*, May 9, 2006, which states that from in that time period, there were a total of 284 car bombs. This averages to 71 per month during that period. May–July 2006 numbers are author’s estimates.

¹⁰ Josh White, Charles Lane and Julie Tate, "Homicide Charges Rare in Iraq War; Few Troops Tried for Killing Civilians," *Washington Post*, August 28, 2006.

¹¹ UN Assistance Mission for Iraq, "Human Rights Report: 1 May–30 June 2006," July 18, 2006; International Federation of Red Cross and Red Crescent Societies, "Operations Update: Iraq, Humanitarian Emergency," June 14, 2006. UN Assistance Mission for Iraq, "Human Rights Report: 1 July – 31 August 2006," September 20, 2006.

¹² Ellen Knickmeyer, "Iraq Puts Civilian Toll at 12,000." *Washington Post*, June 3, 2005.

¹³ Andy Mosher, "Baghdad Morgue Tallies 1,815 Bodies in July...", *Washington Post*, August 10, 2006.

¹⁴ "Baghdad Car Bombing Kills 66 in Shiite Market," *Agence France Presse*, July 1, 2006. 66 killed, 98 wounded by suicide car bomb. "At Least 11 Iraqis Killed As Sunni Arabs Boycott Parliament," *Agence France Presse*, July 2, 2006. 3 killed, 18 wounded by car bomb. "Bombs and Mortars Strike Markets in Iraq, Killing at Least 10 and Wounding Dozens," *Associated Press*, July 3, 2006. 7 killed, 28 wounded by car bomb. 3 killed, 22 wounded by car bomb. "Iraq hints at compromise with rebels," *Agence France Presse*, July 5, 2006. 2 killed, 4 wounded by suicide car bomb. 6 killed, 17 wounded by car bomb. "Suicide car bomber strikes Iranian pilgrims at Shiite shrine south of Baghdad," *Associated Press*, July 6, 2006. 12 killed, 39 wounded by suicide car bomb. "17 Killed in Tit-For-Tat Mosque Attacks in Iraq," *Agence France Presse*, July 7, 2006. 9 killed, 59 wounded by car bomb. "Series of Attacks Against Sunni Mosques Kill at Least 9 People and Wound 7 in Iraq," *Associated Press*, July 7, 2006; "US, Iraqi Forces Capture Two Wanted Militants; Four Mosques Bombed," *White House Bulletin*, July 7, 2006. 3 killed, 7 wounded by car bomb. "Baghdad Massacre, Mosque Bombings Kill at Least 61," *Agence France Presse*, July 8, 2006. 7 killed, 17 wounded by car bomb. "AP News in Brief," *Associated Press*, July 9, 2006. 17 killed, 38 wounded by two car bombs. "Car Bombs Strike Shiite Area of Baghdad, Killing 8 and Wounding 41," *Associated Press*, July 10, 2006. 3 killed, 18 wounded by a bomb. 8 killed, 41 wounded by a suicide car bomb. 5 killed, 12 wounded by a suicide car bomb. Kirk Semple, "Wave of Violence in Baghdad Puts 3-Day Death Toll Past 100," *New York Times*, July 12, 2006. 18 killed, 4 wounded by a double suicide bomb followed by a car bomb. Sameer Yacoub, "Iraqi Gunmen Kidnap Shiites From Bus Station, Kill More Than 20," *Associated Press*, July 12, 2006. 8 killed, 30 wounded by a suicide bomb. Joshua Partlow and Josh White, "22 Slain in Raid at Iraqi Bus Station," *Washington Post*, July 13, 2006. 3 killed, 5 wounded by a car bomb. "Bicycle Bomb Northeast of Baghdad Kills 4 Local Council Members and Wounds 5," *Associated Press*, July 13, 2006. 4 killed, 5 wounded by a bicycle bomb. "Sixteen Killed in Iraq Violence," *Agence France Presse*, July 13, 2006. 3 killed, 6 wounded by car bomb. 5 killed, 2 wounded by roadside bomb. Joshua Partlow, "Iraq Given Control of Province; Premier Warns That Insurgent Attacks Could Mar Transfer," *Washington Post*, July 14, 2006. 7 killed, 16 wounded by car bomb. "At Least 30 Killed in Iraq," *Agence France Presse*, July 15, 2006. 7 killed, 5 wounded by double bomb. 4 killed, 5 wounded by suicide car bomb. Bassem Mroue, "At Least 31 Seized at Iraq Olympic Meeting," *Associated Press Online*, July 16, 2006. 6 killed, 11 wounded by roadside bomb. 3 killed, 4 wounded by suicide bomber. "Iraq Market Massacre Leaves 48 Dead," *Agence France Presse*, July 17, 2006. 28 killed, 19 wounded by a suicide bomber. 3 killed, 32 wounded by a bomb. "Jordanian Who Kidnapped U.S. Soldiers Reportedly Dies After Clash With Security Forces," *Associated Press Worldstream*, July 19, 2006. 53 killed, 105 wounded by suicide car bomb. 7 killed, 2 wounded by roadside bomb. 4 killed, 3 wounded by suicide car bomb. Borzou Daragaj, "The World; Employees of Sunni Foundation Kidnapped..." *Los Angeles Times*, July 20, 2006. 6 killed, 8 wounded by bomb. 4 killed by roadside bomb. "16 killed in Iraq Violence," *Agence France Presse*, July 19, 2006. 3 killed, 10 injured by bomb. Ryan Lenz, "Top Shiite Cleric Urges End to Sectarian Violence; U.S. Reports Spike in Baghdad Attacks," *Associated Press*, July 20, 2006. 10 killed, 7 wounded by car bomb. Paul Schemm, "Shiite Cleric Warns Sectarian Rift Could Destroy Iraq," *Agence France Presse*, July 20, 2006. 3 killed, 10 wounded by car bomb. 5 killed, 14 wounded by car bomb. Robert H. Reid, "2 U.S. Soldiers, Dozens of Iraqis Killed," *Associated Press Online*, July 23, 2006. 10 killed by roadside bomb. Robert H. Reid, "Car Bombs in Baghdad, Kirkuk Kill More Than 60 as Prime Minister Leaves for US," *Associated Press*, July 23, 2006. 34 killed, 74 wounded by suicide bomb. 8 killed, 20 wounded by roadside bomb. 20 killed, 159 injured by car bomb. "Six Killed in Suicide Bomb Attacks in Iraq," *Agence France Presse*, July 24, 2006. 5 killed, 4 injured by suicide car bomb. Andy Mosher and Naseer Mehdawi, "Shiite Party Leader Outlines 4 Steps for Iraq to Curb Violence..." *Washington Post*, July 25, 2006. 3 killed, 2 injured by a bomb. Jim Rutenberg, "Baghdad Chaos Pushes Bush to Shift U.S. Troops," *New York Times*, July 26, 2006. 12 killed by a car bomb. "Suicide Car Bomber Kills 3; Head of Saddam's Tribe Killed by Gunmen," *Associated Press Worldstream*, July 25, 2006. 3 killed by suicide bomb. Rawya Rageh, "GIs Hold 5 Death Squad Suspects," *Chicago Tribune*, July 27, 2006. 4 killed by roadside bomb. Ryan Lenz, "Mortar Rounds, Car Bomb Kill At Least 31 in Baghdad," *Associated Press*, July 27, 2006. 31 killed, 153 wounded by mortars, rockets, and a car bomb. Rawya Rageh, "Top Shiite Politician Demands Bigger Security Role for Iraqis," *Associated Press*, July 29, 2006. 4 killed, 9 wounded by bomb. "Shiite Shrine Destroyed as 13 Killed Across Iraq," *Agence France Presse*, July 28, 2006. 3 killed by roadside bomb. Ryan Lenz, "Car Bomb in Kirkuk Leaves Four Dead, Gunmen Attack Sunni Mosques," *Associated Press*, July 29, 2006. 4 killed, 13 wounded by car bomb. Ammar Karim, "Kidnappers Seize 26 in Baghdad Raids," *Agence France Presse*, July 31, 2006. 4 killed, 6 wounded by suicide car bomb. Ammar Karim, Bombers Blitz Iraqi Forces, More Than 54 Dead in Attacks," *Agence France Presse*, August 1, 2006. 23 killed, 20 wounded by roadside bomb. 7 killed, 10 wounded by car bomb. Robert H. Reid, "Dozens Killed in Attacks Across Iraq Including U.S., British Soldiers," *Associated Press*, August 2, 2006. 14 killed, 37 wounded by suicide car bomb. 3 killed by suicide car bomb. 3 killed, 8 wounded by bomb. "Dozens Killed in Night Battles South of Baghdad," *Agence France Presse*, August 3, 2006; Paul Schemm, "Iraq Expects Security Forces to Take Over This Year," *Agence France Presse*, August 2, 2006. 16 killed, 10 wounded by bomb. Rawya Rageh, "Motorcycle Bombing Kills 12 in Baghdad," *Associated Press Online*, August 3, 2006. 12 killed, 29 wounded by motorcycle bomb. Sameer N. Yacoub, "Dozens Die in Surge of Violence in Iraq," *Associate Press Online*, August 5, 2006. 10 killed, 9 wounded by suicide car bomb. 4 killed by car bomb. "At Least 15 Killed in Suicide Bombing in Saddam's Hometown," *Agence France Presse*, August 6, 2006. 15 killed, 30 wounded by suicide bomber. Rawya Rageh, "3 Killed in U.S.-Iraqi Raid of Shiite Militia Stronghold in Baghdad," *Associated Press*, August 7, 2006. 3 killed by roadside bombing. Ammar Karim, "Shiite Militia in Deadly Firefight with Iraqi and US Forces," *Agence France Presse*, August 7, 2006. 10 killed, 18 wounded by suicide truck bomb. Jay Deshmukh, "Attacks Kill 24 in Baghdad Despite Security Crackdown," *Agence France Presse*, August 8, 2006. 9 killed, 8 wounded by roadside bomb. 10 killed, 69 wounded by two bombs. Hassan Abdul Zahra, "Suicide Bomber Kills 35 Near Iraq Shiite Shrine," *Agence France Presse*, August 10, 2006. 35 killed, 122 wounded by suicide bomber. Edward Wong, "Blast Kills 35 and Wounds 120 at Shiite Shrine in Najaf," *New York Times*, August 11, 2006. 6 killed, 3 wounded by bomb. Damien Cave, et al., "Former Electricity Chief of Iraq is Charged in Graft Inquiry," *New York Times*, August 13, 2006. 3 killed by bomb. 3 killed, 2 wounded by roadside bomb. 3 killed, 11 wounded by roadside bomb. "Baghdad Blast Toll Hits 73, as US Says Bombs to Blame," *Agence France Presse*, August 15, 2006. 73 killed, 138 wounded by 2 car bombs. Robert Reid, "Suicide Car Bomb, Street Battles Kill 16 in Iraq," *Associated Press*, August 15, 2006. 9 killed, 41 wounded by suicide car bomb. Rawya Rageh, "21 Killed in Series of Baghdad Bombings," *Associated Press Online*, August 16, 2006. 3 killed, 4 wounded by roadside bomb. "Baghdad Car Bombings Kill 22," *Agence France Presse*, August 16, 2006. 8 killed, 28 wounded by a bomb. 14 killed, 65 wounded by 2 bombs. Robert Reid, "Car Bombs Kill 10 in Baghdad as Oil-Rich Iraq Struggles Through Fuel Crisis," *Associated Press Worldstream*, August 17, 2006. 7 killed, 15 wounded by a car bomb. 3 killed, 1 wounded by a car bomb. Vijay Joshi, "7 Shiite Pilgrims Gunned Down in Baghdad," *Associated Press Online*, August 19, 2006. 4 killed, 4 wounded by roadside bomb. Elena Becatoros, "Violence Across Iraq Kills More Than a Dozen People," *Associated Press Worldstream*, August 24, 2006. 3 killed, 1 wounded by bomb. 3 killed by roadside bomb. Vijay Joshi, "Iraq Tribal Chiefs Sign 'Pact of Honor' to Support Unity Plan on Ending Violence," *Associated Press*, August 26, 2006. 4 killed, 20 wounded in roadside bomb. 3 killed in car bomb. Qais al-Bashir, "Blasts in Iraq Kill 31, Injure Dozens," *Associated Press Online*, August 27, 2006. 9 killed, 16 wounded in bomb. 3 killed, 29 wounded in car bomb. 9 killed, 22 wounded in 2 suicide car bombs. 4 killed, 15 wounded in motorcycle bomb. 6 killed, "more than a dozen" (counted as 13) wounded in bomb. "Eight US Soldiers Killed in Iraq Attacks," *Agence France Presse*, August 28, 2006. 4 killed by bomb. Thassin Abdul-Karaim, "40 Killed As Shiites, Iraqi Forces Fight," *Associated Press Online*, August 29, 2006. 16 killed, 47 wounded by suicide car bomb. 3 killed, 15 wounded by suicide car bomb. Sabah Jerges, "Insurgents Kill 77 in Iraq as Bloodshed Mounts," *Agence France Presse*, August 30, 2006. 12 killed, 38 wounded by bomb. 24 killed, 35 wounded by bomb. 7 killed by bomb. 3 killed by bomb. Jay Deshmukh, "Sixty-one Killed as Iraq Prepares to Take Charge of Military," *Agence France Presse*, August 31, 2006. 14 killed, 38 wounded by car bomb. Edward Wong, "Car Bomb and Rockets Kill 43 in Baghdad's Shiite Strongholds," *New York Times*, September 1, 2006. 4 killed, 11 wounded by car bomb. Amit Paley, "Blasts Kill at Least 66 in Baghdad," *Washington Post*, September 1, 2006. 7 killed, 18 wounded by car bomb. 3 killed, 7 wounded by car bomb. Rebecca Santana, "Attacks in Baghdad Kill 64, Injure 286," *Associated Press Online*, September 1, 2006. There is much confusion as to what type of weapon killed how many Iraqis during this attack that

killed 64, wounded 286. The car bomb listed in the previous article as killing 3 and wounding 7 was part of this attack. We have included another 1 bomb, 10 killed, and 30 wounded as being part of a multi-fatality bomb for the purposes of this chart. Elana Becatoros, "Iraqi Prime Minister Meets Influential Cleric; 13 Pilgrims from Pakistan, India Killed," *Associated Press*, September 2, 2006. 3 killed, 14 wounded by car bomb. 3 killed by car bomb. "Two Car Bombs Kill Five Iraqi Soldiers," *Agence France Presse*, September 3, 2006. 5 killed, 2 wounded by two car bombs ~ count as 3 killed by 1 (multi-fatality bomb). Elana Becatoros, "No. 2 al-Qaida Leader in Iraq Arrested," *Associated Press Online*, September 3, 2006. 4 killed, 21 wounded by bomb. 3 killed by car bomb. 3 killed by roadside bomb. "Three US Soldiers Killed in Fallujah Bomb Attack," *Agence France Presse*, September 5, 2006. 3 killed by bomb. Rebecca Santana, "Iraqi Parliament Extends State of Emergency For a Month," *Associated Press*, September 5, 2006. 3 killed by bomb. Sabah Jerjes, "Shiites Submit Law to Separate Iraq into Rival Regions," *Agence France Presse*, September 6, 2006. 6 killed, 6 wounded by suicide car bomb. Qais al-Bashir, "Bombs in Northern Baghdad Kill 9," *Associated Press Online*, September 6, 2006. 2 bombs kill 9, wound 39. Sabah Jerjes, "At Least 44 Killed in Iraq Attacks," *Agence France Presse*, September 7, 2006. 12 killed, 39 wounded in suicide bomb. 3 killed, 17 wounded in roadside bomb. 8 killed, 30 wounded in car bomb. "Three Shiite Pilgrims Among 17 Killed in Iraq," *Agence France Presse*, September 8, 2006. 3 killed in roadside bomb. 3 killed, 3 wounded in roadside bomb. Qais al-Bashir, "Mortar Attack on Pilgrims, Baghdad Bomb Kills 5 Ahead of Religious Ceremony," *Associated Press*, September 8, 2006. 4 killed by roadside bomb. Abdelamir Hanun, "Iraq Shiites Use Festival to Call for Regional Autonomy," *Agence France Presse*, September 9, 2006. 3 killed, 14 wounded in bomb. "At Least Six Killed in Iraq as Police Find 16 More Tortured Corpses," *Agence France Presse*, September 10, 2006. 3 killed, 16 wounded in roadside bomb. "Roadside Bomb in Baghdad Kills at Least 5, Wounds 17," *Associated Press*, September 10, 2006. 5 killed, 17 wounded by roadside bomb. Sinan Salaheddin, "16 Killed in Bus Explosion Outside Baghdad Army Recruiting Center," *Associated Press*, September 11, 2006. 16 killed, 7 wounded by bomb. 4 killed, 3 wounded by bomb. Solomon Moore, "Bid to Empower Iraqi Provinces Thwarted," *Los Angeles Times*, September 11, 2006. 3 killed in bomb. "At Least 27 Killed in Iraq Violence," *Agence France Presse*, September 12, 2006. 6 killed, 15 wounded in car bomb. 4 killed, 24 wounded in bomb. Jay Deshmukh, "More than 60 Corpses Found Scattered in Baghdad," *Agence France Presse*, September 13, 2006. 20 killed, 51 wounded in car bomb. 8 killed, 19 wounded in car bomb. "At Least 13 Killed in Iraq Car Bombs and Shootings," *Agence France Presse*, September 14, 2006. 9 killed, 26 wounded in car bomb. Patrick Quinn, "Violence Spikes in Some Baghdad Areas," *Associated Press Online*, September 14, 2006. 6 killed by car bomb. Amit Paley and K.I. Ibrahim, "Nearly 100 Killed in Baghdad Over 24 Brutal Hours; Scores of Corpses Dumped in Streets," *Washington Post*, September 14, 2006. 12 killed, 13 wounded by car bomb. Sameer Yacoub, "Iraqi Premier Calls on Iraqis to Embrace Reconciliation as Violence Kills at Least 19," *Associated Press*, September 16, 2006. 3 killed, 19 wounded by suicide car bomb. 3 killed, 26 wounded by car bomb. 3 killed, 5 wounded by car bomb. 3 killed by suicide bomb. 4 killed by car bomb. "Bombs Rock Iraqi Oil City, Killing 25," *Agence France Presse*, September 17, 2006. 18 killed, 65 wounded by suicide bomb. 3 killed, 6 wounded by suicide car bomb. "Suicide Bomber Kills 21 in Northern Iraq Town," *Agence France Presse*, September 18, 2006. 21 killed, 17 wounded by suicide bomb. Solomon Moore, "At Least 38 Killed in a Day's Violence," *Los Angeles Times*, September 19, 2006. 13 killed, 10 wounded by car bomb. Sinan Salaheddin, "Bombs, Shootings Kill 8 Outside Baghdad," *Associated Press Online*, September 18, 2006. 3 killed by roadside bomb. David Rising, "US General Says Attacks Against American Troops Have Increased," *Associated Press*, September 20, 2006. 10 killed, 38 wounded by suicide car bomb. "Bombings Kill 28 in Baghdad, Mosul," *Associated Press Online*, September 20, 2006. 21 killed, 50 wounded in 2 bombs: one car bomb, one suicide bomb. 7 killed, 6 wounded in suicide truck bomb. "32 Killed as Rebels Attack Iraqi Security Forces," *Agence France Presse*, September 21, 2006. 3 killed by roadside bomb. 3 killed, 4 wounded by roadside bomb. Sudarsan Raghavan, "Since Threat, Attacks on US Troops Have Risen," *Washington Post*, September 21, 2006. Additional 2 killed, and 12 wounded to bomb previously cited as 7 killed, 6 wounded. Qais al-Bashir, "Explosion Kills At Least 37 in Baghdad's Sadr City Neighborhood," *Associated Press Worldstream*, September 23, 2006. 37 killed, 40 wounded in bomb. David Rising, "Five Killed, 20 Injured in Scattered Violence Around Iraq," *Associated Press Worldstream*, September 24, 2006. 5 killed, 17 wounded by car bomb. Qassim Abdul-Zahra, "Iraq Forms Panel on Constitution Changes," *Associated Press Online*, September 25, 2006. 7 killed, 7 injured by suicide bomb. Sabah Jerjes, "Motorcycle Bomber Targets Baghdad's Communist Party," *Agence France Presse*, September 26, 2006. 5 killed by suicide bomber. 2 bombs kill 5, wound 8. Count as 1 bomb, 3 killed, 4 wounded. Patrick Quinn, "Sunni Arab Lawmaker Resigns as Head of Committee Reviewing Federalism Legislation," *Associated Press*, September 26, 2006. Bombs kill 7, wound 11. Count as 1 bomb, 3 killed, 6 wounded. 6 killed by bomb. David Rising, "Official Start to Ramadan Punctuated with Sporadic Violence Around Iraq," *Associated Press Worldstream*, September 26, 2006. 7 killed, 7 wounded by suicide bomb. Qais al-Bashir, "More than 20 Killed in Violence Around Iraq; More Death Squad Victims Found," *Associated Press Worldstream*, September 27, 2006. 5 killed, 6 injured in car bomb.

¹⁵ Ibid.

¹⁶ Numbers for all months based on a partial list of contractors killed in Iraq according to ICasualties.org (www.icasualties.org). Andy Mosher, "Egyptian Envoy Killed in Iraq, Al Qaeda Claims," *Washington Post*, July 7, 2005.

¹⁷ Numbers for all months based on a partial list of contractors killed in Iraq according to ICasualties.org (www.icasualties.org). Jason Straziuso, "Twelve Car Bombs in Iraq Cause Relatively Few Casualties; Sudanese Hostages Released," *Associated Press*, January 1, 2006. Palestinian killed. "Kidnappers Release Free 3 Iranian Women, Kill Iranian Man and Iraqi Driver North of Baghdad," *Associated Press Worldstream*, February 12, 2006. Iranian killed. Paul Garwood, "Iraq's Interior Ministry Launches Probe Into Claims Police Have Been Running Death Squads," *Associated Press Worldstream*, February 16, 2006. Jordanian killed. "US Hostage Found Dead as Bush Admits Iraq Dangers," *Agence France Presse*, March 11, 2001. American killed. Bushra Juhri, "Iraqi Soldiers Search for Weapons in Northern Baghdad After 2 Days of Clashes in Sunni Arab District," *Associated Press*, April 19, 2006. 5 foreigners killed. One is Egyptian. Additional 4 foreigners will be added pending further information that distinguishes them from those listed as contractors killed on the Iraq Coalition Casualties website. "US Reporter 'Serious' Wounds From Iraq Bomb," *Agence France Presse*, May 29, 2006. 2 Brits killed. "Russian Iraq Embassy Worker Killed, Four Staff Kidnapped," *Agence France Presse*, June 3, 2006. Russian killed. "Ten Sunni Students Seized, Dozens Killed as Iraq PM Talks Peace," *Agence France Presse*, June 26, 2006. 4 Russians killed. Elana Becatoros, "Iraqi Prime Minister Meets Influential Cleric; 13 Pilgrims from Pakistan, India Killed," *Associated Press*, September 2, 2006.

¹⁸ Rick Jervis, Peter Johnson and Jim Drinkard, "Iraq Bombing Highlights Dangers Journalists Face," *USA Today*, January 30, 2006 and Committee to Protect Journalists, <http://www.cpi.org>.

¹⁹ Ibid.

²⁰ Ibid.

²¹ International News Safety Institute, "Iraq War Casualties," accessed at <http://www.newssafety.com/casualties/iraqcasualties.doc>, on July 20, 2006.

²² Data from Kellogg, Brown and Root (LOGCAP data as of December 2004), the Defense Manpower Data Center (Army data based on counts of soldiers by occupation) and the Congressional Research Service (Army personnel deployed to Operation Iraqi Freedom), as found in *Logistics Support for Deployed Military Forces*, The Congress of the United States, Congressional Budget Office, October 2005, page 5.

²³ Data from Kellogg, Brown and Root, the Bureau of Labor Statistics, the Congressional Research Service, and the Department of Defense, as found in *Logistics Support for Deployed Military Forces*, The Congress of the United States, Congressional Budget Office, October 2005, page 13.

²⁴ Robert E. Looney, "The Business of Insurgency: The Expansion of Iraq's Shadow Economy," *The National Interest*, Fall 2005, p. 70. Ellen Knickmeyer and Jonathon Finer, "In Iraq, 425 Foreigners Estimated Kidnapped Since 2003," *Washington Post*, December 25, 2005. Assad Abboud, "Iraq's Forgotten Kidnap Victims Suffer in Silence," *Agence France Presse*, March 25, 2006.

²⁵ The number killed in December 2005 includes the death of Ronald Schulz of the US. We have included him as killed because evidence, including a video of his alleged execution, suggests he was killed. The US government has not yet confirmed his death. "Kidnapped Turk released in Iraq," *Agence France Presse*, August 2, 2006. Turk released.

²⁶ May numbers is author's estimate based on Sabrina Tavernise, "2 Police Officers Assassinated in Separate Attacks," *New York Times*, June 7, 2005.

August figure is author's estimate based on "Security Incidents in Iraq, September 12," *Reuters*, September 12, 2005. Numbers for October to December 2005 are author's estimates based on News Briefing with Maj. Gen. William Webster, Department of Defense, December 30, 2005. Accessed at <http://www.defenselink.mil/transcripts/2005/tr20051230-12249.html>, on January 13, 2006. May-July 2006 number is author's estimate.

²⁷ Doug Smith and Richard Boudreaux, "Bombs Kill at Least 15 in Baghdad," *Los Angeles Times*, January 20, 2006. Thom Shanker, "Abu Ghraib Called Incubator for Terrorists," *New York Times*, February 15, 2006. March and April 2006 numbers are author's estimates. Bushra Juhi, "Attack on Iraqi Interior Ministry Kills 2 Employees; Car Bomb in Hillah Kills at Least 5," *Associated Press Worldstream*, May 30, 2006. John F. Burns, "Iraq to Release Detainees in Bid to Ease Tensions," *New York Times*, June 7, 2006.

²⁸ Kirk Semple and John F. Burns, "All-Day Suicide Bomb Blitz Claims 22 Lives in Baghdad," *New York Times*, July 16, 2005. John Diamond, "Intel Chief: Iraqis in Insurgency More Elusive," *USA Today*, September 13, 2005. Anthony Cordesman indicates the number could be as high as 30,000 in Dan Murphy, "Iraq's Foreign Fighters: Few But Deadly," *Christian Science Monitor*, September 27, 2005. Late 2005 and early 2006 numbers are author's estimates. April 2006 number is from Country Reports on Terrorism, United States Department of State, Office for the Coordinator for Counterterrorism, April 2006. May–July 2006 numbers are author's estimate.

²⁹ Author's estimate based on Richard Opiel Jr., Eric Schmitt and Thom Shanker, "Baghdad Bombings Raise New Questions Over US Strategy in Iraq," *New York Times*, September 17, 2005 and Dan Murphy, "Iraq's Foreign Fighters: Few But Deadly," *Christian Science Monitor*, September 27, 2005. Late 2005 and early 2006 numbers are author's estimates. April 2006 number is from Country Reports on Terrorism, United States Department of State, Office for the Coordinator for Counterterrorism, April 2006. May–July 2006 numbers are author's estimate.

³⁰ Rick Jervis, "Attacks in Iraq Jumped in 2005," *USA Today*, January 23, 2006. Iraq Coalition Casualties, icasualties.com.

³¹ Nawaf Obaid and Anthony Cordesman, "Saudi Militants in Iraq: Assessment and Kingdom's Response," Center for Strategic and International Studies, September 19, 2005.

³² "Fewest US Troops in Iraq Since Summer," *New York Times*, January 24, 2006. Ann Scott Tyson, "US Commander in Iraq Says 'Crisis Has Passed'; Civil War Still Possible, Casey Warns," *Washington Post*, March 4, 2006. "US Troop Drawdown in Iraq 'Entirely Probable:' Rice," *Agence France Presse*, March 26, 2006. Anne Gearan, "Rice, Rumsfeld Encouraged by Grit of New Iraqi Leader," *Associated Press Worldstream*, April 27, 2006. William Kole, "Italy, South Korea Latest to Pull Troops from US-Led 'Coalition of the Dwindling' in Iraq," *Associated Press Worldstream*, May 31, 2006. Lolita Bandor, "Casey: US Forces in Iraq to Shrink," *Associated Press Online*, June 23, 2006. Anne Plummer Flaherty, "Iraqi PM Asks for More Money, More Troops," *Associated Press Online*, July 27, 2006. Hassan Abdul Zahra, "Iraqi Shiite Leader Rejects Role For US Reinforcements," *Agence France Presse*, July 28, 2006. Coalition troop numbers from Iraq Weekly Status Report, *Department of State*. Accessed at <http://www.state.gov/p/nea/rls/rp/iraqstatus/>. Lolita C. Baldor, "Rumsfeld Reverses Decision, Will Testify at Senate Hearing," *Associated Press Worldstream*, August 3, 2006. Lolita Bandor, "Marines to Recall Troops on Voluntary Basis As Iraq Troop Levels Increase," *Associated Press Worldstream*, August 23, 2006. David Cloud, "No Cutback Likely in US Troop Levels for Iraq Before Spring, Top Regional Commander Says," *New York Times*, September 20, 2006.

³³ Data from the Department of Defense's Forces, Readiness, and Manpower Information System (FORMIS) as found in *Logistics Support for Deployed Military Forces*, The Congress of the United States, Congressional Budget Office, October 2005, page 17.

³⁴ Jung Sung-ki, "South Korea Sends Replacement Troops to Iraq," *Korea Times*, June 7, 2006. "Countries Contributing Forces to U.S.-Led Coalition in Iraq," *Associated Press Worldstream*, June 29, 2006. "Aussie Troops in Iraq Till the End of War," *UPI*, June 29, 2006. Iraq Weekly Status Report, *Department of State*, July 19, 2006, p.25-26. Accessed at: <http://www.state.gov/documents/organization/69404.pdf>. Kim Sengupta, "Iraqi Forces Are Handed Power As Withdrawal Begins," July 14, 2006. Alessandra Rizzo, "Italy Acting As 'Facilitator' In Mideast Crisis, Premier Says," *Associated Press Worldstream*, July 15, 2006. "British soldier killed in Iraq mortar attack," *Agence France Presse*, August 1, 2006. "South Korea To Start Withdrawing 1,000 Troops From Iraq 22 Sep," *BBC Worldwide Monitoring*, August 9, 2006. "British Military Probing Fatal Afghanistan Plane Crash," *Agence France Presse*, September 3, 2006. "Iraqi Police Detain Man for Planting Bomb that Killed Romanian, Four Italian Soldiers," *Associated Press Worldstream*, September 3, 2006. "Polish Prime Minister to Visit United States," *Agence France Presse*, September 11, 2006. "South Korea Hints It Might Consider Contributing Peacekeepers to Lebanon," *Associated Press Worldstream*, August 20, 2006. "Danish Soldier Killed, Eight Injured in Iraq Bombing," *Agence France Presse*, September 23, 2006.

³⁵ "Iraq Pipeline Watch," Institute for the Analysis of Global Security, Accessed at: <http://www.iags.org/iraqpipelinewatch.htm>.

³⁶ Alexandra Zavis, "Iraqi Insurgents Unleash Deadly Bombings, Attacks Despite U.S. Offensive," *Associated Press*, May 11, 2005. Paul Garwood, "Surge in U.S. Troop Deaths Raises Concerns That Insurgents Retargeting," *Associated Press*, May 24, 2005. Carol Williams, "Soldiers Get Extra Layer of Defense; Humvee crews are still not out of danger, but new protective plating provides a little more security on the hostile roadways of Iraq," *Los Angeles Times*, July 29, 2005. Richard Opiel Jr., Eric Schmitt, and Thom Shanker, "Baghdad Bombings Raise New Questions About US Strategy in Iraq," *New York Times*, September 17, 2005. 65 to 75 attacks per day. Bradley Graham, "Zarqawi 'Hijacked' Insurgency; US General Says Foreign Fighters Now Seen as Main Threat," *Washington Post*, September 28, 2005. 90 attacks per day. Edward Wong and Dexter Filkins, "Baghdad Quite As Vote Begins on Constitution," *New York Times*, October 15, 2005. 723 attacks in first week of October. November number is author's estimate based on Wolf Blitzer interview of US Ambassador in Baghdad, Zalmay Khalilzad, "Insurgents Waging Propaganda War in Iraq; Four Christian Activists Being Held Hostage in Iraq; Fraud Scheme; Schwartzenegger Mulls Clemency for Williams; Australian to be Hanged in Singapore; The US is Attempting to Free Hostages in Iraq; Scaffolding Slams into Building," *CNN, The Situation Room* December 1, 2005. Richard Opiel Jr., "Monitor Group Says Team Will Review Voting Results," *New York Times*, December 30, 2005. January through April 2006 numbers are author's estimates. May 2006 estimate based on Measuring Stability and Security in Iraq May 2006, Report to Congress in Accordance with the Department of Defense Appropriations Act 2006 (Section 9010), p. 32-34. June–July 2006 number is author's estimate.

³⁷ Measuring Stability and Security in Iraq February 2006, Report to Congress in Accordance with the Department of Defense Appropriations Act 2006 (Section 9010), page 27. Measuring Stability and Security in Iraq October 2005, Report to Congress In Accordance with Conference Report 109-72, Emergency Supplemental Appropriations Act, 2005, page 22. Information from MNC-1. Measuring Security and Stability and Security in Iraq, May 2006, Report to Congress In Accordance with the Department of Defense Appropriations Act 2006 (Section 9010), p. 32.

³⁸ Measuring Stability and Security in Iraq, May 2006, Report to Congress in Accordance with the Department of Defense Appropriations Act 2006 (Section 9010), p. 36.

³⁹ Dexter Filkins, "Baghdad's Chaos Undercuts Tack Pursued by U.S.," *New York Times*, August 6, 2006.

⁴⁰ Bushra Juhi, "2 U.S. Fliers Die in Iraq Helicopter Crash," *Associated Press*, June 27, 2005. The Associated Press, "Fatal Helicopter Crashes in Iraq War," *Associated Press Online*, June 27, 2005. Information from Iraq Coalition Casualty Count (icasualties.org/oif) is also used. Antonia Castaneda, "Sunni Arabs Reject Shiite Proposal for Federal Iraq; Two Wounded in Crash of US Apache Helicopter," *Associated Press*, August 12, 2005. "Four US Servicemen Killed in Western Iraq," *Agence France Presse*, November 2, 2005. "Two US Pilots Killed in Helicopter Crash in Iraq," *Agence France Presse*, December 27, 2005. "Twelve Die in US Copter Crash in Iraq," *Agence France Presse*, January 8, 2006. "Fatal Helicopter Crashes in Iraq War," *Associated Press*, January 9, 2006. "Two US Pilots Die in Iraq Helicopter Crash," *Agence France Presse*, January 13, 2006. "Fraction of Ballots Cancelled After Iraqi Vote Probe," *Agence France Presse*, January 16, 2006. US helicopter crashed north of Baghdad, killing its two pilots. "Two US Pilots, Four Troops Killed in Iraq," *Agence France Presse*, April 2, 2006. "Two Killed When US Helicopter Shot Down in Iraq," *Agence France Presse*, May 15, 2006. "Attacks in Iraq Kill 54 People in Bloodiest Day in Recent Weeks," *Associated Press Worldstream*, May 30, 2006. US helicopter crashed in western Iraq; 2 marines killed. Hostile fire not suspected. "U.S. Says Crew Survives Apache Helicopter Crash South Of Baghdad," *Associated Press*, July 13, 2006. US helicopter crashed southwest of Baghdad; no fatalities. Hostile fire suspected but not confirmed. Sameer Yacoub, "Bodies of Two US Service Members Found After Helicopter Crash in Western Iraq," *Associated Press*, August 11, 2006. US helicopter crashed in western Iraq; 2 soldiers killed. Hostile fire not suspected.

⁴¹ "Iraq: Red Crescent Society Aiding Internally Displaced Iraqis," *Radio Free Europe Radio Liberty*, April 21, 2006. Steve Negus "Samarra Attack Blamed For Growing Refugee Problem," *London Financial Times*, May 4, 2006. Other estimates suggest that 14,000 families were displaced, totaling approximately 70,000 to 80,000 people. "A Clarification on Displaced Iraqis," *New York Times*, April 30, 2006. "Number of New Iraqi Refugees Rising," *Radio Free Europe, Radio Liberty*, July 20, 2006.

- ⁴² Sabrina Tavernise, "As Death Stalks Iraq, Middle-Class Exodus Begins," *New York Times*, May 19, 2006. Sharon Behn, "Iraq's Best and Brightest Flee From Violence," *Washington Times* June 26, 2006.
- ⁴³ "For Iraqis, Exodus to Syria and Jordan Continues," *New York Times* June 14, 2006 (citing U.S. Committee for Refugees and Immigrants)
- ⁴⁴ Iraq Weekly Status Report, *Department of State*. Accessed at: <http://www.state.gov/p/nea/rls/rpt/iraqstatus/>. From February 2005 to the present, our source differentiates between the terminology "trained and equipped" for police, in which unauthorized absences personnel are included, and "operational" for the National Guard and Armed Forces, in which unauthorized absences personnel are not included. As many as 5,000 recruits from Sunni areas have joined the Iraqi Armed Forces in the past several months. *National Strategy for Victory in Iraq*, National Security Council, November 2005, page 21.
- ⁴⁵ Author's estimate based on Bradley Graham, "Rumsfeld Defends Iraqi Forces," *Washington Post*, October 1, 2005, in which Graham lists 36 out of 116 army and special police battalions at Level 2 readiness. This percentage was used to estimate the number of number of troops.
- ⁴⁶ Lt. Gen. David Petraeus, speech at the St. Regis Hotel, Washington, DC, November 7, 2005.
- ⁴⁷ October 2005 numbers are according to Lt. Gen. David Petraeus, speech at the St. Regis Hotel, Washington, DC, November 7, 2005. The statistic of 32,000 in level I and II readiness is based upon Petraeus citation of 40 so prepared battalions and author's assumption that one battalion equals approximately 750 to 800 troops. Petraeus also stated that the number of 211,000 total Iraqi Security Forces is headed towards 325,000. Iraqi Security Forces have 20,000 vehicles in all, although the number of well-armed vehicles is much lower (author's estimate: about 300).
- ⁴⁸ Measuring Stability and Security in Iraq February 2006, Report to Congress in Accordance with the Department of Defense Appropriations Act 2006 (Section 9010), page 37 and 38.
- ⁴⁹ *Ibid.*, p. 36.
- ⁵⁰ Joseph Giordano, "Sunni Troops Graduate From US-Run Training," *Mideast Stars and Stripes*, May 1, 2006.
- ⁵¹ Bryan Bender and Farah Stockman, "Officials Grapple With Ethnic Split in Iraqi Forces," *Boston Globe*, April 11, 2006.
- ⁵² Measuring Stability and Security in Iraq August 2006, Report to Congress in Accordance with the Department of Defense Appropriations Act 2006 (Section 9010), page 42.
- ⁵³ *Ibid.*, p. 42.
- ⁵⁴ Steven Komarow, "Pentagon Boosts Number of U.S. Air Missions," *USA Today*, March 16, 2006.
- ⁵⁵ GAO-06-953T: Rebuilding Iraq: More Comprehensive National Strategy Needed to Help Achieve U.S. Goals and Overcome Challenges, General Accounting Office, July 11, 2006, page 15.
- ⁵⁶ The Economist Intelligence Unit, cited by "Index Ranks Middle East Freedom," *BBC News Online*, 18 November 2005, http://news.bbc.co.uk/2/hi/middle_east/4450582.stm, accessed 18 November 2005.
- ⁵⁷ *National Strategy for Victory in Iraq*, National Security Council, November 2005, page 16.
- ⁵⁸ "Iraq's New Legislature," *Washington Post*, January 26, 2006.
- ⁵⁹ Iraq Weekly Status Report, *Department of State*. Accessed at: <http://www.state.gov/p/nea/rls/rpt/iraqstatus/>. The numbers for crude oil production, diesel, kerosene, gasoline/benzene, and liquid petroleum gas represent average data from the entire month, and are thus based on multiple Weekly Status Reports. The crude oil export reflects the total for the month. For all categories, data for a complete month is typically available in the Weekly Status Report for the first week of the next month.
- ⁶⁰ "Iraq Fact Sheet: Oil," *Joint Staff & CPA*, Unclassified. Provided to the author by CPA/DoD. As of December 11, 2003.
- ⁶¹ *Ibid.*
- ⁶² *Ibid.*
- ⁶³ *Ibid.*
- ⁶⁴ "Iraq Fact Sheet: Oil," *Joint Chiefs and CPA*, January 13, 2004. "Draft Working Papers: Iraq Status," *Department of Defense*, 20 January, 2004. Unclassified. Provided to the author by the CPA/DoD. Based on two week estimate.
- ⁶⁵ "Iraq Fact Sheet: Oil," *Joint Chiefs and CPA*, January 13, 2004.
- ⁶⁶ "Iraq Fact Sheet: Power" *Joint Staff and CPA*, March 15, 2004.
- ⁶⁷ "Iraq Fact Sheet: Oil," *Joint Staff and CPA*, April 20, 2004. "Iraq Fact Sheet: Oil," *Joint Staff and CPA*, April 20, 2004.
- ⁶⁸ "Iraq Fact Sheet: Oil," *Joint Staff and CPA*, May 25, 2004.
- ⁶⁹ *Ibid.*
- ⁷⁰ Draft Working Papers: Iraq Status," *Department of State*, October 6, 2004.
- ⁷¹ Draft Working Papers: Iraq Status," *Department of State*, August 4, 2004.
- ⁷² Draft Working Papers: Iraq Status," *Department of State*, October 6, 2004.
- ⁷³ Iraq Weekly Status Report, *Department of State*, July 19, 2006, p. 21. Accessed at: <http://www.state.gov/documents/organization/69404.pdf>.
- ⁷⁴ Iraq Weekly Status Report, *Department of State*, August 2, 2006, p. 22. Accessed at: <http://www.state.gov/documents/organization/70050.pdf>.
- ⁷⁵ *Ibid.*
- ⁷⁶ Iraq Weekly Status Report, *Department of State*, July 19, 2006, p. 21. Accessed at: <http://www.state.gov/documents/organization/69404.pdf>.
- ⁷⁷ Country Report No. 05/294: Iraq: 2005 Article IV Consultation – Staff Report; Staff Supplement; Public Information Notice on the Executive Board Discussion; and Statement by the Executive Director for Iraq, International Monetary Fund, August 2005, p. 11.
- ⁷⁸ Iraq Weekly Status Report, *Department of State*. Accessed at: <http://www.state.gov/p/nea/rls/rpt/iraqstatus/>. The number presented reflects the total oil revenue for the month. Data for a complete month is typically available in the Weekly Status Report for the first week of the next month.
- ⁷⁹ Iraq Weekly Status Report, *Department of State*. Accessed at: <http://www.state.gov/p/nea/rls/rpt/iraqstatus/>. The average of megawatt hours and average hours of electricity per day reflect all the data available for the given month, and thus span multiple Weekly Status Reports. The average amount of electricity generated is derived from the average of megawatt hours. The statistics for September 2005 are based upon incomplete data and represent averages for approximately half of the month.
- *The data for November for the average hours of electricity per day is updated in our source, representing the entire month. The numbers for average amount of electricity generated and average MW hours represents data through the 21st of November only.
- ⁸⁰ GAO-05876: Rebuilding Iraq: Status of Funding and Reconstruction Efforts, General Accounting Office, July 2005, p. 26.
- ⁸¹ Glenn Zorpette, "Re-engineering Iraq," *IEEE Spectrum*, February 2006, page 31.
- ⁸² Measuring Stability and Security in Iraq October 2005, Report to Congress In Accordance with Conference Report 109-72, Emergency Supplemental Appropriations Act, 2005, page 11. Information from World Bank and IMF.
- ⁸³ As of January 2004.
- ⁸⁴ As of January 2004.
- ⁸⁵ "Iraq Weekly Status Report", *Department of Defense*, April-June, 2004. Available at <http://www.defenselink.mil/news/>. "Iraq Weekly Status Report", *Department of State*, August 2004-June 2006. Accessed at: <http://www.state.gov/p/nea/rls/rpt/iraqstatus/>.
- ⁸⁶ Special Inspector General for Iraq Reconstruction, *Quarterly Report and Semiannual Report*, July 30, 2006, page C-6.
- ⁸⁷ Special Inspector General for Iraq Reconstruction, *Quarterly Report and Semiannual Report*, July 30, 2006, page 94.
- ⁸⁸ GAO-06-428T: Rebuilding Iraq: Stabilization, Reconstruction and Financing Challenges, General Accounting Office, February 8, 2006, Summary.
- ⁸⁹ "Estimated Costs of U.S. Operations in Iraq Under Two Specified Scenarios," *Congressional Budget Office*, July 13, 2006, p. 3.
- ⁹⁰ "Estimated Costs of U.S. Operations in Iraq Under Two Specified Scenarios," *Congressional Budget Office*, July 13, 2006, pp. 6-7.
- ⁹¹ "Estimated Costs of U.S. Operations in Iraq Under Two Specified Scenarios," *Congressional Budget Office*, July 13, 2006, p. 14.
- ⁹² *Ibid.*, pp. 9, 18.
- ⁹³ *Ibid.*, p. 7.

-
- ⁹⁴ James Glanz, "Despite Crushing Costs, Iraqi Cabinet Lets Big Subsidies Stand," *New York Times*, August 11, 2005.
- ⁹⁵ Ibid.
- ⁹⁶ Ibid.
- ⁹⁷ Measuring Security and Stability in Iraq, May 2006, Report to Congress in Accordance with the Department of Defense Appropriations Act 2006 (Section 9010), p. 13. Measuring Security and Stability in Iraq, August 2006, Report to Congress in Accordance with the Department of Defense Appropriations Act 2006 (Section 9010), p. 11.
- ⁹⁸ Measuring Stability and Security in Iraq October 2005, Report to Congress In Accordance with Conference Report 109-72, Emergency Supplemental Appropriations Act, 2005, page 25.
- ⁹⁹ Measuring Security and Stability in Iraq, August 2006, Report to Congress in Accordance with the Department of Defense Appropriations Act 2006 (Section 9010), p. 11.
- ¹⁰⁰ "Traveling to Iraq: Frequently Asked Questions," Iraq Investment and Reconstruction Task Force, US Department of Commerce, May 18, 2005.
- ¹⁰¹ "What do the Iraqis Really Want?" *Time*, December 19, 2005.
- ¹⁰² Sabrina Tavernise, "Iraq's Lethal Traffic: Warning! Anarchy Ahead," *New York Times*, November 5, 2005.
- ¹⁰³ Measuring Security and Stability in Iraq, May 2006, Report to Congress in Accordance with the Department of Defense Appropriations Act 2006 (Section 9010), p. 26. Measuring Security and Stability in Iraq, August 2006, Report to Congress in Accordance with the Department of Defense Appropriations Act 2006 (Section 9010), p. 23.
- ¹⁰⁴ Ibid.
- ¹⁰⁵ Sabrina Tavernise, "Neither War Nor Bombs Stay These Iraq Couriers," *New York Times*, February 22, 2006.
- ¹⁰⁶ Jeremy Crimmons, "Chicago Lawyer Helped Rebuild Communications Network in Iraq," *Chicago Daily Law Bulletin*, April 23, 2005. Anderson Cooper 360 Degrees, CNN, June 30, 2004. "Media in Iraq," *BBC Monitoring World Media*, January 24, 2005. Survey Outlines Iraqi Newspapers' Popularity, Standards," *BBC Monitoring International Reports*, June 14, 2004. "Iraqi Newspaper Delegation Visits Jordan Discusses Ties, Iraqi Media Environment," *BBC Monitoring International Reports*, April 22, 2005. Measuring Security and Stability in Iraq, May 2006, Report to Congress in Accordance with the Department of Defense Appropriations Act 2006 (Section 9010), p. 13.
- ¹⁰⁷ James Palmer, "With Iraqi Doctors Fleeing, Prognosis is More Agony," *Star-Ledger*, April 3, 2006.
- ¹⁰⁸ Special Inspector General for Iraq Reconstruction, *Quarterly Report and Semiannual Report*, July 30, 2006, page 41. Special Inspector General for Iraq Reconstruction, *Quarterly Report and Semiannual Report: A Year in Transition*, January 2006, p. 32.
- ¹⁰⁹ Special Inspector General for Iraq Reconstruction, *Quarterly Report and Semiannual Report: A Year in Transition*, January 2006, p. 6, 29.
- ¹¹⁰ James Palmer, "Crumbling Iraqi Schools Await Critical Repairs," *Washington Times*, September 7, 2005.
- ¹¹¹ Sabrina Tavernise, "Amid Iraqi Chaos, Schools Fill After Long Decline," *New York Times*, June 26, 2006.
- ¹¹² International Republican Institute, "Survey of Iraqi Public Opinion, June 14 – 24, 2006," accessed at <http://www.iri.org/pdfs/7-18-06%20Iraq%20poll%20presentation.ppt> July 27, 2006. 2,849 interviews were conducted in person from June 14 – 24, 2006, among a random national sample of 3,120 Iraqis. Margin of error is +/- 3 percentage points and response rate is 91%. This poll was conducted by an Iraqi polling firm conducting interviews in all 18 governates.
- ¹¹³ International Republican Institute, "Survey of Iraqi Public Opinion, March 23 – 31, 2006," accessed at <http://www.iri.org/pdfs/04-27-06%20Iraq%20poll%20presentation.ppt> July 21, 2006. 2,804 interviews were conducted in person from March 23 – March 31, 2006, among a random national sample of 3,000 Iraqis. Margin of error is +/- 3 percentage points and response rate is 93%. This poll was conducted by an Iraqi polling firm conducting interviews in all 18 governates.
- ¹¹⁴ World Public Opinion.org, "What the Iraqi Public Wants," Conducted by the Program on International Policy Attitudes (PIPA), accessed at <http://www.worldpublicopinion.org/pipa/articles/brmiddleeastnafricara/165.php?nid=&id=&pnt=165&lb=brme> July 21, 2006. Face-to-face interviews conducted among a national random sample of 1,000 Iraqi adults 18 years and older. An over sample of 150 Iraqi Sunni Arabs from predominantly Sunni Arab provinces (Anbar, Diyala and Salah Al-Din) was carried out to provide additional precision with this group. The total sample thus was 1,150 Iraqi adults. The data were weighted to the following targets (Shia Arab, 55%, Sunni Arab 22%, Kurd 18%, other 5%) in order to properly represent the Iraqi ethnic/religious communities. The sample design was a multi-stage area probability sample conducted in all 18 Iraqi provinces including Baghdad. Urban and rural areas were proportionally represented. A 94% contact rate and 74% completion rate were achieved.
- ¹¹⁵ Sean Rayment, "Secret MoD Poll: Iraqis Support Attacks on British Troops," *London Sunday Telegraph*, October 23, 2005. No methodology available, only that the poll was "commissioned by senior officers... for the Ministry of Defence" and that it was "seen by The Sunday Telegraph."