

# THE BROOKINGS INSTITUTION

1775 Massachusetts Avenue, NW Washington, DC 20036-2188  
Tel: 202-797-6000 Fax: 202-797-6004  
[www.brookings.edu](http://www.brookings.edu)

## *Iraq Index* *Tracking Variables of* *Reconstruction & Security in Post-Saddam Iraq*

[www.brookings.edu/iraqindex](http://www.brookings.edu/iraqindex)

December 27, 2005

**For full source information for entries other than the current month, please see the Iraq Index archives at**  
[www.brookings.edu/fp/saban/iraq/indexarchive.htm](http://www.brookings.edu/fp/saban/iraq/indexarchive.htm)

Michael E. O'Hanlon  
Nina Kamp  
For more information please contact Nina Kamp at [nkamp@brookings.edu](mailto:nkamp@brookings.edu)

# TABLE OF CONTENTS

## Security Indicators

	<i>Page</i>
U.S. Troop Fatalities since March 2003.....	4
Cause of Death for US Troops.....	5
American Military Fatalities by Category.....	6
Geographic Distribution of Military Fatalities.....	6
U.S. Troops Wounded in Action since March 2003.....	7
British Military Fatalities since March 2003.....	7
Non-U.S. & U.K. Coalition Military Fatalities since March, 2003.....	8
Non-U.S. & U.K. Coalition Military Fatalities by Country since March 2003.....	8
Iraqi Military and Police Killed since January 2005.....	9
Estimates of Iraqi Civilians Killed Since the Start of the War .....	9
Iraqi Civilian Killed as a Result of Acts of War since May 2003.....	10
Car Bombs in Iraq (Lethal and Non-Lethal).....	10
Multiple Fatality Bombings in Iraq.....	11
Killed and Wounded in Multiple Fatality Bombings.....	11
Crime-Related Deaths in Baghdad .....	12
Non-Iraqi Civilian Contractors Killed in Iraq.....	13
Non-Iraqi Civilian Casualties Killed Monthly since May 2003.....	13
Logistics Personnel in Iraq and Kuwait.....	14
Comparison of Fatality Rates Among Selected Workers in Iraq.....	14
Number of US Contractors and Federal Civilians in the US Central Command Area of Responsibility.....	14
Kidnappings Per Day In Baghdad.....	15
Foreign Nationals Kidnapped in Iraq since May 2003.....	15
Total Number of Insurgents Detained or Killed .....	16
Iraqi Prison Population.....	16
Estimated Strength of Insurgency Nationwide.....	16
Estimated Number of Foreign Fighters in the Insurgency .....	17
Nationalities of Foreign Militants in Iraq, September 2005.....	18
Coalition Troop Strength in Iraq .....	19
Distribution of the Army's Authorized End Strength, By Component and Function, Fiscal Year 2005.....	19
Top Ten Non-U.S. Coalition Contributors of Military Personnel in Iraq.....	20
Attacks on Iraqi Oil and Gas Pipelines, Installations, & Personnel .....	20
Number of Daily Attacks by Insurgents.....	21
Average Weekly Attacks by Time Period: 1 January 2004 – 16 September 2005.....	21
Total Attacks by Province 29 August – 16 September 2005.....	22
American Military Helicopters Downed in Iraq .....	22
Coalition Forces Ability to Find and Disarm Improvised Explosive Devices.....	23
Military Personnel Deployed to Iraq and Afghanistan September 2001-January 2005.....	23
Baathist & Other Resistance Leaders Still at Large .....	23
Size of Iraqi Security Forces on Duty .....	24
Irregular Iraqi Security Forces.....	25
Tips Received from Population.....	25
Political Parties in Iraq.....	25
Index of Political Freedom.....	25

## Economic & Quality of Life Indicators

Fuel.....	26
Oil Revenue from Exports.....	27
Electricity .....	28
Gross Domestic Product Estimates and Projections.....	29
GDP Longer Term Projections: 2006 – 2010.....	29
Nationwide Unemployment Rate.....	29
World Bank Estimate of Iraq Reconstruction Needs.....	30
CPA-Estimated Needs for Iraq Reconstruction in Sectors not Covered by the UN/World Bank Assessment.....	30
American Aid Appropriated, Obligated and Disbursed towards the Iraq Relief and Reconstruction Fund.....	30
Non-American Aid Pledged and Disbursed.....	31
Estimated External Debt Stock: 2004 – 2010.....	31
How Revenues are Spent.....	32
Balance of Payments: Exports.....	32
Inflation.....	32
Other Economic Indicators.....	32
Trained Judges.....	32
Felony Cases Resolved in Iraqi Courts.....	32
Relative Amount of Car Traffic.....	32
Typical Length of Gasoline Lines.....	33
Number of Registered Cars in Baghdad.....	33
Telephone subscribers.....	33
Internet subscribers.....	33
Media.....	34
Health Indicators.....	34
Social Indicators.....	34
Public Services.....	34
Education Indicators.....	34
Primary School Enrollment.....	34

## ***Polling/Politics***

November 1 – 11, 2005: International Republic Institute.....	35
October – November, 2005: Time – ABC New Poll.....	37
October 9 – October 11, 2005: International Republican Institute.....	38
British Ministry of Defence Poll.....	38
September 6, 2005 – September 12, 2005: International Republican Institute Poll.....	39
July 9, 2005 – July 14, 2005: International Republican Institute Poll.....	40
May 27, 2004-April 20, 2005: International Republican Institute Poll.....	42
February 2-11, 2005: American Military.....	43
April 11-April 20, 2005: International Republican Institute Poll.....	43
Ethno-Religious Composition of the Iraqi Government.....	44
Iraqi January 2005 Voter Turnout and Election Results.....	44
January 19 – January 23, 2005: Abu Dhabi TV/Zogby International Poll .....	45
September 24 – October 4, 2004: International Republican Institute Poll .....	45
14-23 May, 2004: Coalition Provisional Authority Poll.....	45

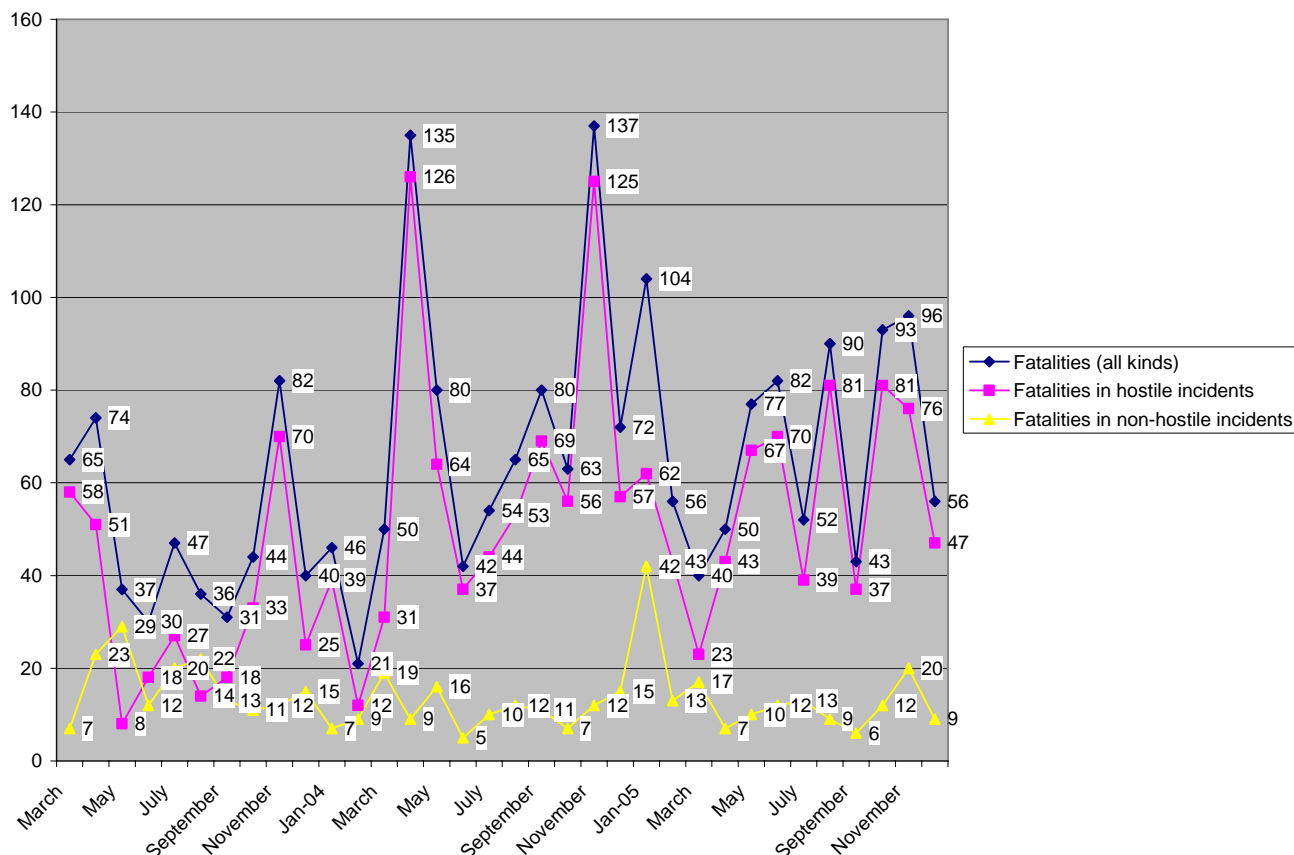
**NOTE: Over the next two weeks, the Iraq Index will be updated on Tuesday, December 27, 2005, Tuesday, January 3, 2006, and Thursday, January 5, 2006. It will then resume its normal schedule.**

**NOTE ON THE METHODOLOGY OF THE IRAQ INDEX:**

Although the footnotes to the Iraq Index document our sources in detail, it is worth noting here a few broad points. The majority of our information comes from the U.S. Government, though we must often analyze it and process it further to show trends over the full period since Saddam Hussein fell in 2003. Some information comes from foreign journalists on the ground and from nongovernmental organizations; a very modest amount to date comes from Iraqi sources. Most tables and charts are straightforward representations of data as we obtain it from the above primary sources, with only modest further analysis and processing required. However, a few graphics, such as those on crime and unemployment rates, require more methodological work (and more assumptions) on our part--and are as a result also perhaps somewhat less precise than most of the tables and charts.

## **SECURITY INDICATORS**

### **U.S. TROOP FATALITIES SINCE MARCH 19, 2003<sup>1</sup>**



**Total from March 19, 2003 (start of major combat operations) through December 26, 2005:**

Fatalities (all kinds): **2,170**

Fatalities in hostile incidents: **1,704**

Fatalities in non-hostile incidents: **466**

**NOTE ON U.S. TROOP FATALITIES SINCE MARCH 19, 2003 TABLE:**

The daily Department of Defense casualty reports that we use for our monthly estimates on U.S troops killed doesn't make entirely clear when in a 24 hour period casualties were incurred. Since the reports are published 11AM daily, there is the possibility that our numbers for January 2005 and onwards are slightly off due to uncertainties about whether casualties occurred on the first and last day of each month. We have chosen to interpret the numbers in the casualty report as representing fatalities that occurred throughout the previous day. Total fatalities include five civilians working for the Department of Defense.

**CAUSE OF DEATH FOR US TROOPS**

<b>Month</b>	<b>Cause of Death</b> Improvised Explosive Device	<b>Car Bombs</b>	<b>Mortars And Rockets</b>	<b>Rocket Propelled Grenades</b>	<b>Helicopter Losses*</b>	<b>Other Hostile Fire</b>	<b>Non-Hostile Causes*</b>	<b>Total</b>
March 2003	0 (0%)	0 (0%)	0 (0%)	0 (0%)	8 (12.3%)	50 (61.5%)	7 (10.8%)	65
April	0 (0%)	0 (0%)	3 (4.1%)	4 (5.4%)	8 (10.8%)	41 (55.4%)	18(24.3%)	74
May	0 (0%)	0 (0%)	0 (0%)	0 (0%)	7 (18.9%)	6 (16.2%)	24 (64%)	37
June	0 (0%)	0 (0%)	0 (0%)	4 (13.3%)	0 (0%)	14 (46.6%)	12 (39.8%)	30
July	4 (8.3%)	0 (0%)	0 (0%)	9 (18.8%)	0 (0%)	15 (31.3%)	20 (41.7%)	48
August	7 (20%)	0 (0%)	0 (0%)	2 (5.7%)	0 (0%)	7 (20%)	19 (54.3%)	35
September	5 (16.1%)	0 (0%)	2 (6.5%)	2 (6.5%)	1 (3.2%)	9 (29%)	12 (38.7%)	31
October	13 (29.5%)	0 (0%)	4 (9.1%)	2 (4.5%)	0 (0%)	14 (31.8%)	11 (25%)	44
November	20 (24.4%)	0 (0%)	1 (1.2%)	1 (1.2%)	39 (47.6%)	8 (9.8%)	13 (15.8%)	82
December	18 (45%)	1 (2.5%)	2 (5%)	0 (0%)	0 (0%)	4 (10%)	15 (37.5%)	40
January 2004	20 (42.6%)	3 (6.4%)	4 (8.5%)	1 (2.1%)	14 (29.8%)	4 (8.5%)	1 (2.1%)	47
February	9 (45%)	0 (0%)	2 (10%)	0 (0%)	2 (10%)	3 (15%)	4 (20%)	20
March	19 (36.5%)	0 (0%)	4 (7.7%)	0 (0%)	0 (0%)	12 (23.1%)	17 (32.7%)	52
April	16 (11.9%)	10 (7.4%)	7 (5.2%)	13 (9.6%)	2 (1.5%)	78 (57.8%)	9 (6.7%)	135
May	21 (26.3%)	2 (2.5%)	12 (15%)	2 (2.5%)	0 (0%)	25 (31.3%)	18 (22.5%)	80
June	12 (28.6%)	2 (4.8%)	7 (16.7%)	1 (2.4%)	0 (0%)	15 (35.7%)	5 (11.9%)	42
July	17 (31.5%)	2 (3.7%)	7 (13%)	2 (3.7%)	0 (0%)	16 (29.6%)	10 (18.5%)	54
August	16 (24.2%)	0 (0%)	2 (3%)	4, (6.1%)	2 (3%)	33 (50%)	9 (13.6%)	66
September	15 (18.8%)	11(13.8%)	4 (5%)	2 (2.5%)	0 (0%)	37, 46%	11 (13.8%)	80
October	12 (19%)	19 (30.2%)	2 (3.2%)	4 (6.3%)	2 (3.2%)	19 (30.2%)	5 (7.9%)	63
November	18 (13.1%)	6 (4.4%)	4 (2.9%)	4 (2.9%)	0 (0%)	93 (67.9%)	12 (8.8%)	137
December	14 (19.4%)	2 (2.8%)	1 (1.4%)	0 (0%)	2 (2.8%)	41 (56.9%)	12 (16.7%)	72
January 2005	29 (27.1%)	3 (2.8%)	3 (2.8%)	8 (7.5%)	33 (30.8%)	11 (10.3%)	20 (9.4%)	107
February	25 (43.1%)	1 (1.7%)	1 (1.7%)	0 (0%)	0 (0%)	15 (25.9%)	16 (27.6%)	58
March	13 (36.1%)	7 (19.4%)	1 (2.8%)	0 (0%)	0 (0%)	10 (27.8%)	5 (13.9%)	36
April	20 (38.5%)	7 (13.5%)	5 (9.6%)	2 (3.8%)	0 (0%)	12 (23.1%)	6 (11.5%)	52
May	33 (41.2%)	10 (12.5%)	6 (7.5%)	2 (2.5%)	2 (2.5%)	14 (17.5%)	13 (16.3%)	80
June	36 (46.2%)	8 (10.3%)	2 (2.6%)	3 (3.8%)	2 (2.6%)	18 (23.1%)	9 (11.5%)	78
July	36 (66.7%)	2 (3.7%)	3 (5.6%)	0 (0%)	0 (0%)	4 (7.4%)	9 (16.7%)	54
August	40 (47.1%)	7 (8.2%)	1 (1.2%)	0 (0%)	0 (0%)	27 (31.8%)	10 (11.8%)	85
September	37 (75.5%)	0 (0%)	2 (4.1%)	0 (0%)	0 (0%)	3 (6.1%)	7 (14.3%)	49
October	57 (59.4%)	2 (2.1%)	7 (7.3%)	0 (0%)	0 (0%)	11 (11.5%)	19 (19.8%)	96
November	40 (47.6%)	6 (7.1%)	0 (0%)	0 (0%)	2 (2.4%)	24 (28.6%)	12 (14.3%)	84
December	36 (61 %)	3 (5.1%)	1 (1.7%)	2 (3.4%)	2 (3.4%)	7 (11.9%)	8 (13.6%)	59
<b>Total</b>	<b>658 (30.3%)</b>	<b>114 (5.2%)</b>	<b>100 (4.6%)</b>	<b>74 (3.4%)</b>	<b>128 (5.8%)</b>	<b>700 (32.2%)</b>	<b>398 (18.3%)</b>	<b>2172</b>

**Through December 26, 2005**

**NOTE ON CAUSE OF DEATH DETAIL TABLE:** Helicopter losses include deaths caused by both non-hostile helicopter accidents and helicopters downed by hostile fire. Hostile losses were as follows: 3/03 (8 killed); 4/03 (2); 11/03 (39); 1/04 (10); 4/04 (2); 5/05 (2); 6/05 (2); 11/05 (2); total: 67. Non-hostile losses were as follows: 4/03 (6 killed); 5/03 (7); 9/03 (1); 1/04 (4); 2/04 (2); 8/04 (2); 10/04 (2); 12/04 (2); 1/05 (33); 12/05 (2); total: 61. The “Non-Hostile Causes” data then does not include non-hostile helicopter losses.

The total number of deaths as listed here may vary slightly from the Total Fatalities listed under “US Troop Fatalities Since March 19, 2003” because the two charts use data from different sources. Any discrepancy is likely to be a result of a difference in the cut-off time until which data was included each day and at the end of the month.

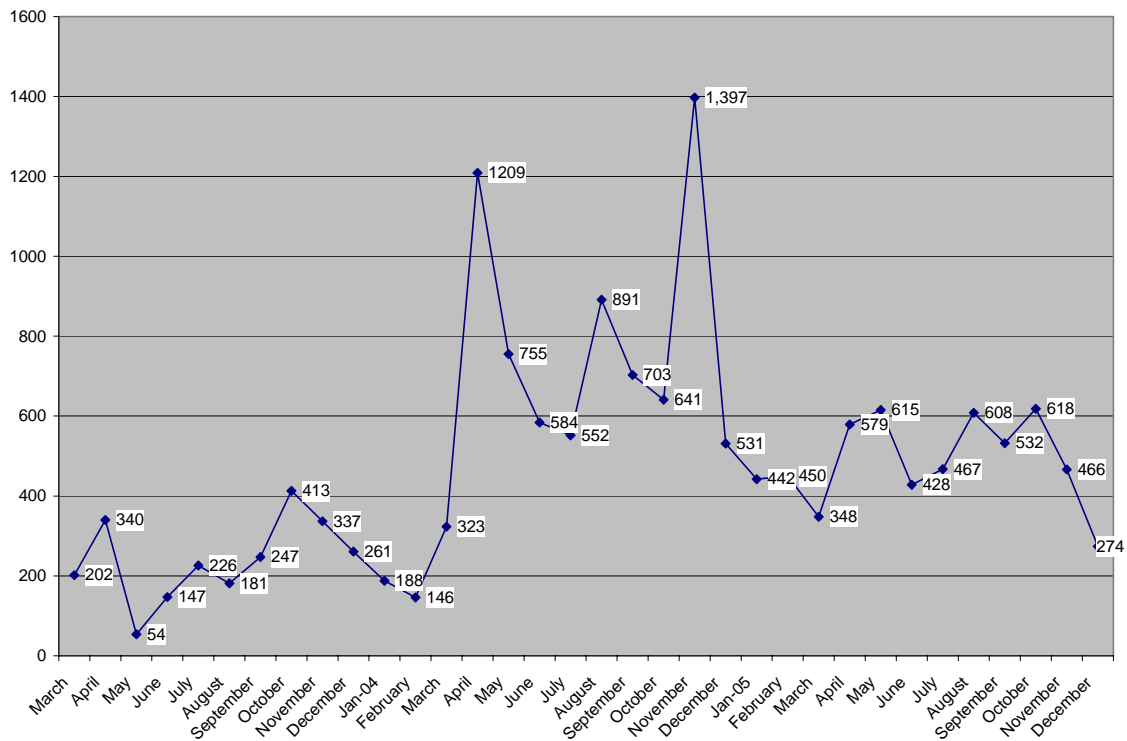
**AMERICAN MILITARY FATALITIES BY CATEGORY MARCH 19, 2003 – DECEMBER 3, 2005**

<b>Category</b>	<b>Total fatalities as of December 3, 2005: 2,122</b>
<b>Gender</b>	Male: 2,078 Female: 44
<b>Age</b>	Younger than 22: 624 22-24: 486 25-30: 529 31-35: 219 Older than 35: 264
<b>Component</b>	Active: 1,597 Reserve: 201 National Guard: 324
<b>Military service</b>	Army: 1,440 Marines: 620 Navy: 42 Air Force: 20
<b>Officers/Enlisted</b>	Officer: 219 E5-E9: 678 E1-E4: 1,225
<b>Race/Ethnicity</b>	American Indian or Alaska Native: 23 Asian: 35 Black or African American: 220 Hispanic or Latino: 232 Multiple races, pending or unknown: 24 Native Hawaiian or Pacific Islander: 22 White: 1,566

**GEOGRAPHIC DISTRIBUTION OF AMERICAN MILITARY FATALITIES MARCH 19, 2003-MARCH 20, 2005<sup>2</sup>**

<b>Geographic distribution of Americans military killed March 19, 2003- March 20, 2005</b>
26.2% were from cities and large towns in the U.S. 40.5% were from suburbs in the U.S. 33.3% were from rural areas in the U.S.

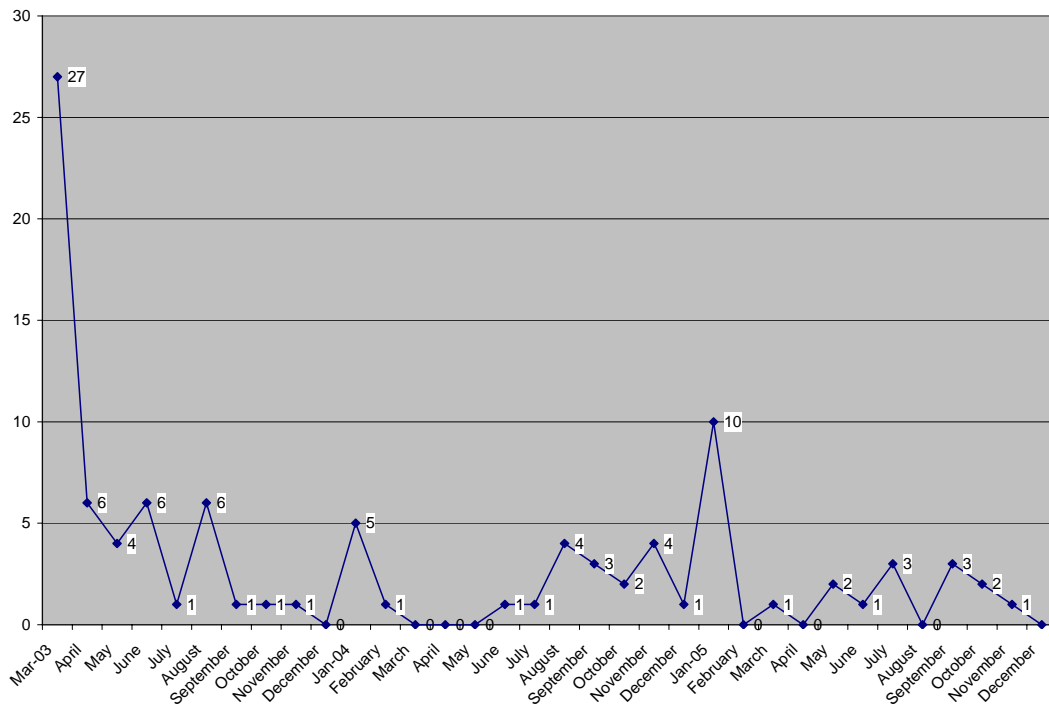
**U.S. TROOPS WOUNDED IN ACTION SINCE MARCH 2003<sup>3</sup>**



**Total from March 19, 2003 through December 26, 2005: 16,155**

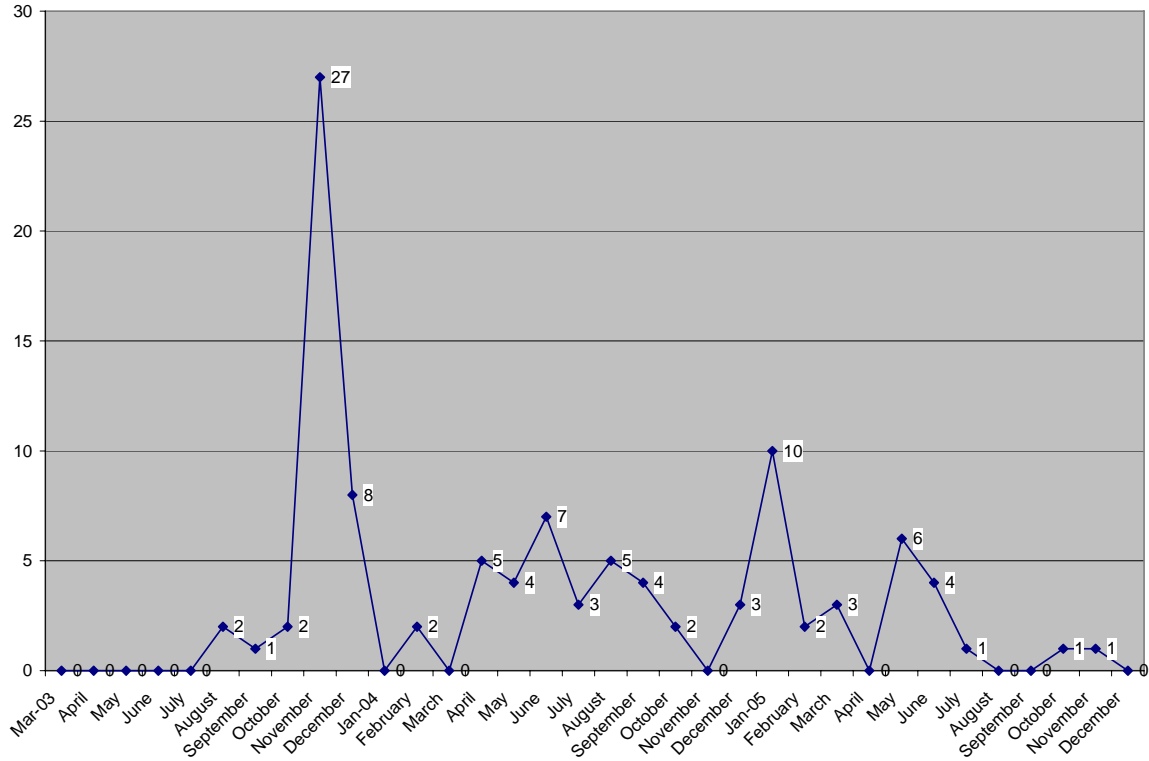
The daily Department of Defense casualty reports that we use for our monthly estimates on U.S troops wounded does not make it entirely clear when in a 24-hour period casualties were incurred. Since the reports are published at 10AM daily, there is possibility that our numbers for January 2005 and onwards are slightly off due to uncertainties about whether casualties occurred on the first or the last of each month.

**BRITISH MILITARY FATALITIES SINCE MARCH 19, 2003<sup>4</sup>**



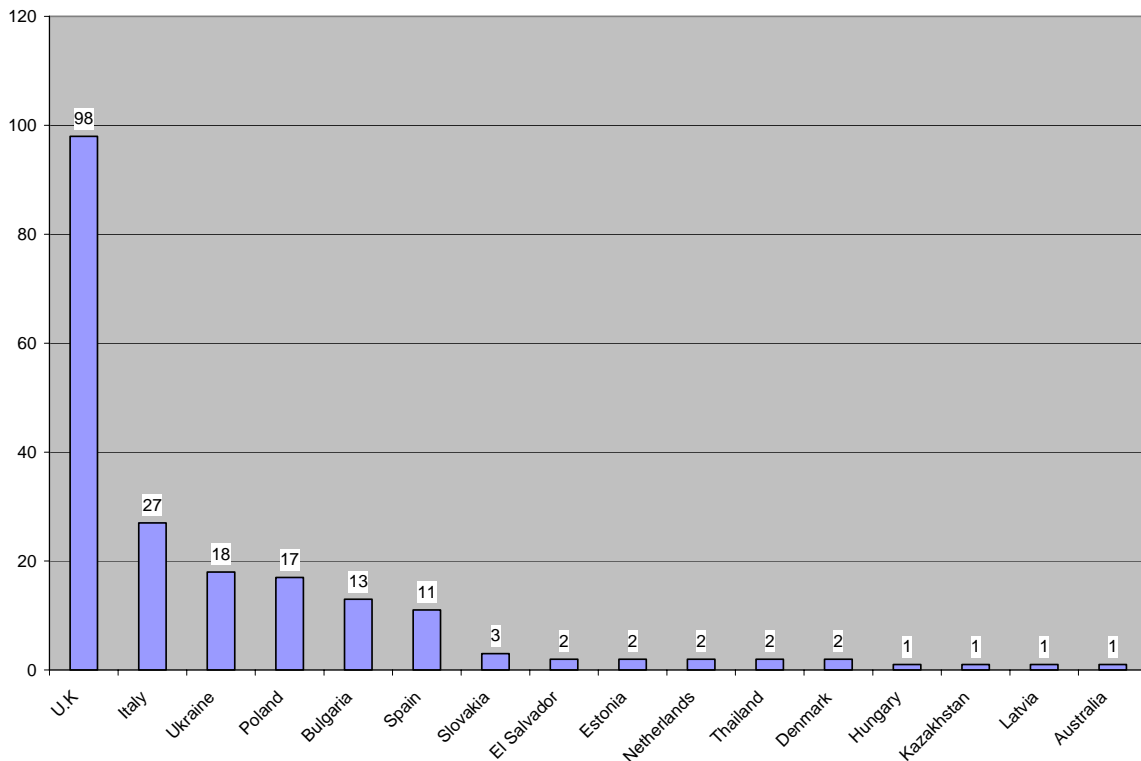
**Total through December 26, 2005: 98**

**NON-U.S. & U.K. COALITION MILITARY FATALITIES SINCE MARCH 19, 2003<sup>5</sup>**



**Total through December 26, 2005: 103**

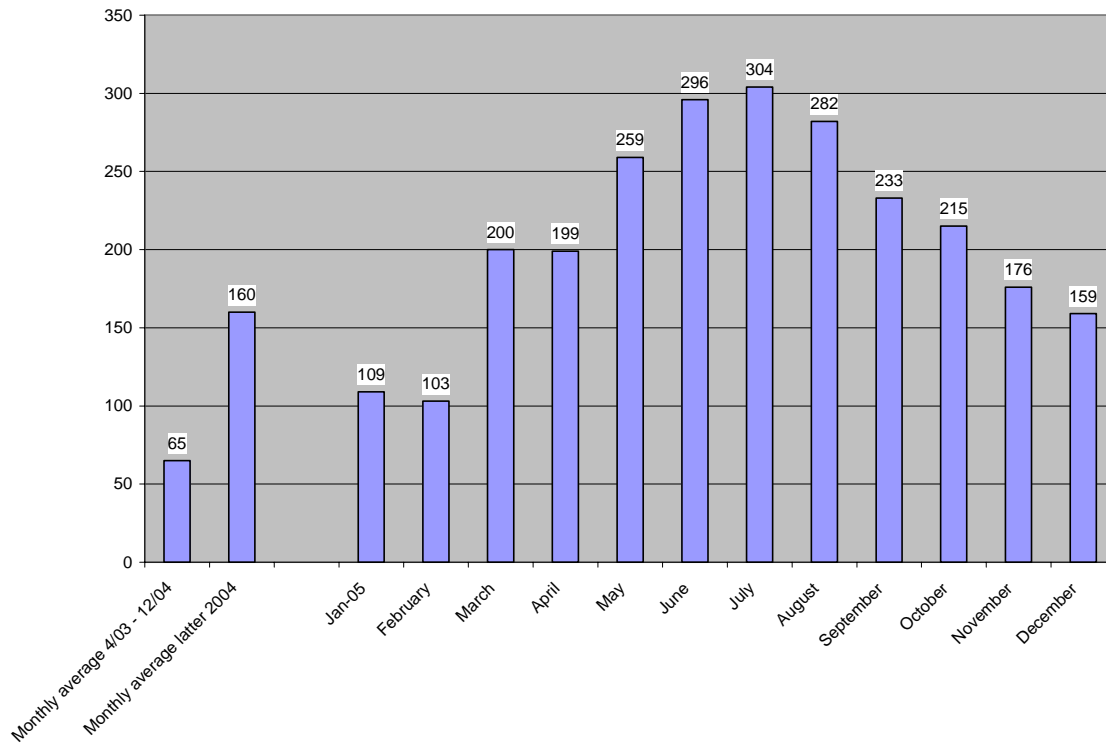
**NON-U.S. COALITION TROOP FATALITIES BY COUNTRY SINCE MARCH 19, 2003<sup>6</sup>**



**Total through December 26, 2005: 201**



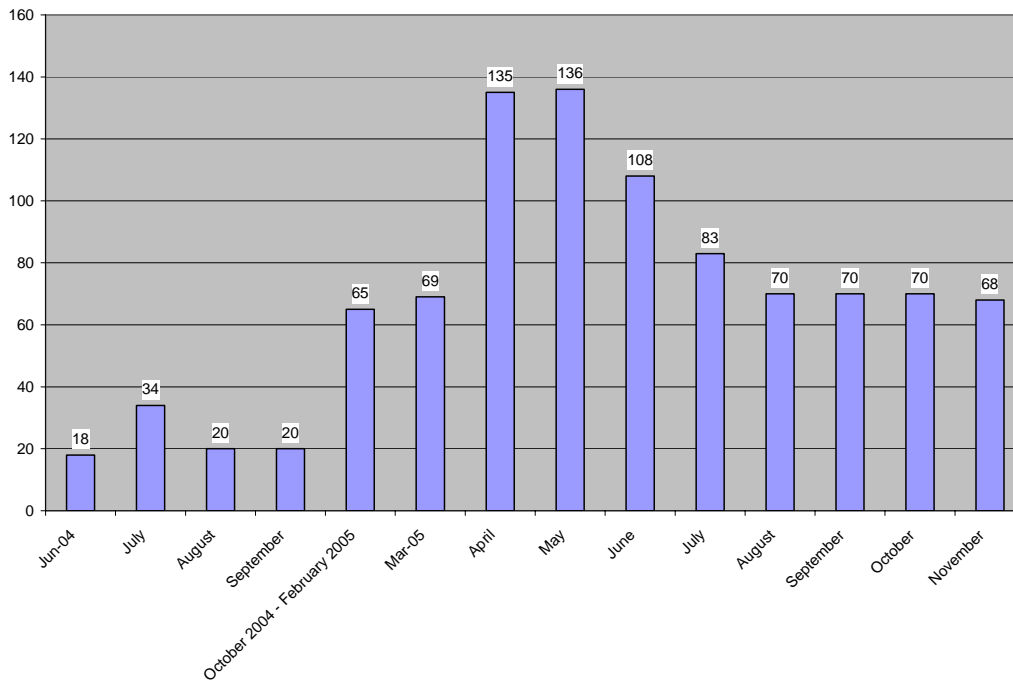
**IRAQI MILITARY & POLICE KILLED MONTHLY<sup>7</sup>**



**Total June 2003 through December 26, 2005: 3,835**

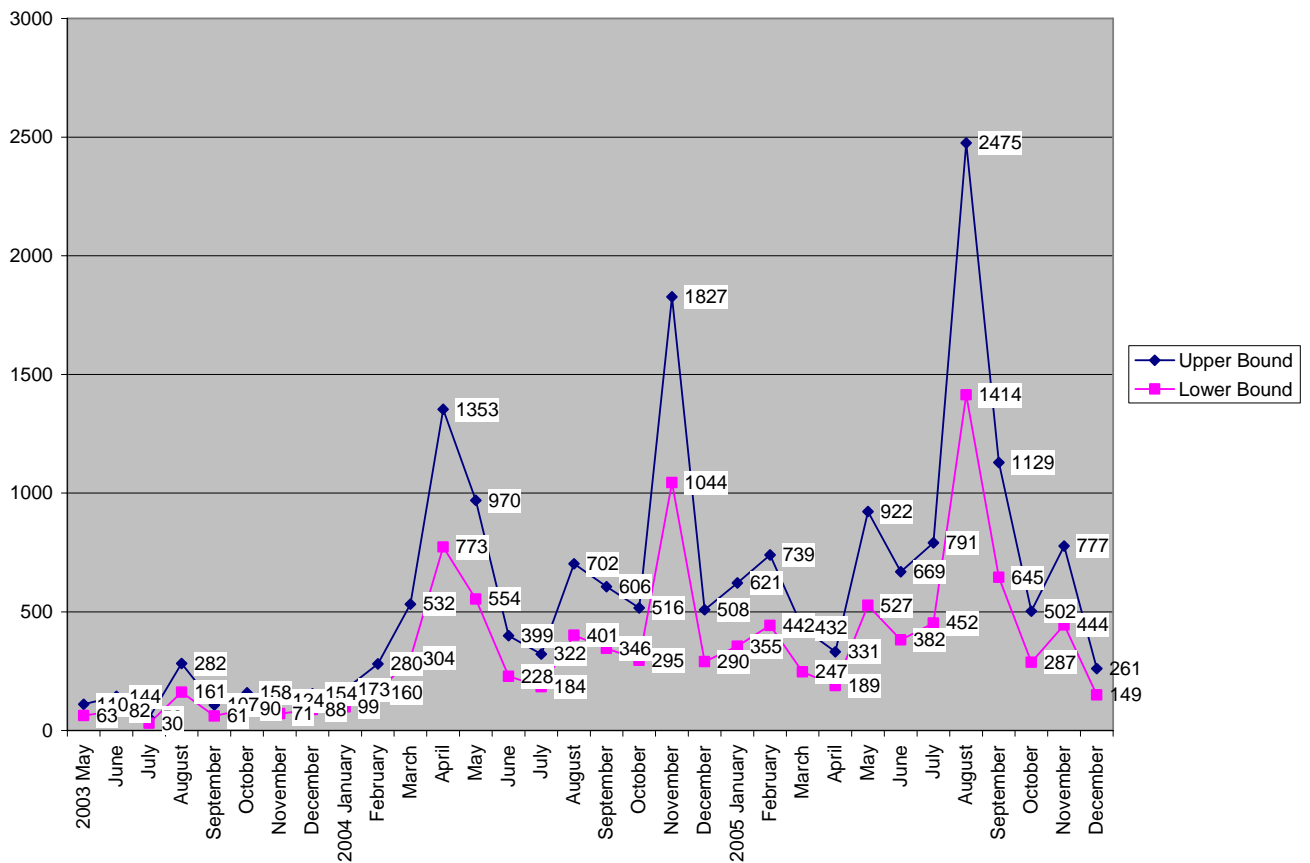
**1,300 Iraqi military and police were killed between June 2003 and January 4, 2005** according to Iraqi Minister of Interior Falah Hasan Al-Naqib. "Iraqi Officers, Police Members Killed so Far Total 1,300," Kuwait News Agency (KUNA) January 4, 2005.

**CAR BOMBS IN IRAQ (LETHAL AND NON-LETHAL)<sup>8</sup>**



**NOTE ON CAR BOMBS IN IRAQ CHART:** The August 2005 number is an estimate based on Bradley Graham, "Zarqawi 'Hijacked' Insurgency; US General Says Foreign Fighters Now Seen as Main Threat," *Washington Post*, September 28, 2005, which states that *suicide bombs* were reduced by 50% from May to August. September and October 2005 numbers are author's estimates. The November 2005 number is from "Military: Offensive Thwarting Suicide Attacks," *USA Today*, December 2, 2005, listed at 68. This article also lists *suicide bombings* at 50 for October and 23 for November 2005.

**IRAQI CIVILIANS KILLED AS A RESULT OF ACTS OF WAR SINCE MAY 1, 2003**



**Total May 2003 through December 25, 2005: 10,857 – 18,969**

These numbers do not include Iraqi civilians killed during major combat operations March 19, 2003-April 30, 2003. 203-350 Iraqi civilians were killed July 1-14, 2005.

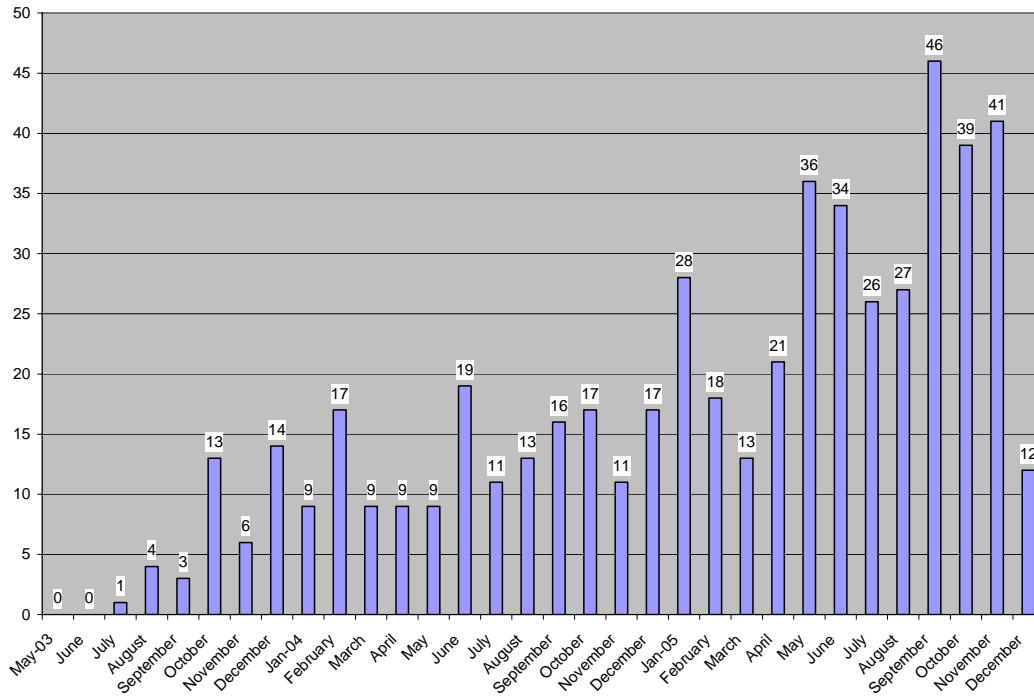
**NOTE ON IRAQI CIVILIANS KILLED TABLE:** This chart is based upon data from Iraq Body Count (<http://www.iraqbodycount.net/database/>), but does not include entries that span multiple months, were recorded at the morgue, or clearly involve the death of Iraqi police, police recruits, or Iraq Civil Defense Forces in an attempt to index only civilians killed by acts of war. IBC removes military personnel. This formulation forms the lower bound. We recognize that these estimates are most probably lower than the actual number since many separate incidents go unreported or unnoticed. The upper bound is therefore 1.75 times the lower bound, a rough estimate which reflects the fact that the estimates for civilian casualties from the Iraqi Ministry of the Interior were 75 percent higher than those of our Iraq Body Count-based estimate over the December 2003 – May 2005 period. Ellen Knickmeyer, “Iraq Puts Civilian Toll at 12,000.” Washington Post, June 3, 2005.

Numbers for the current month are typically incomplete through the next month as the database continues to be updated.

**ESTIMATES OF IRAQI CIVILIANS KILLED SINCE THE START OF THE WAR**

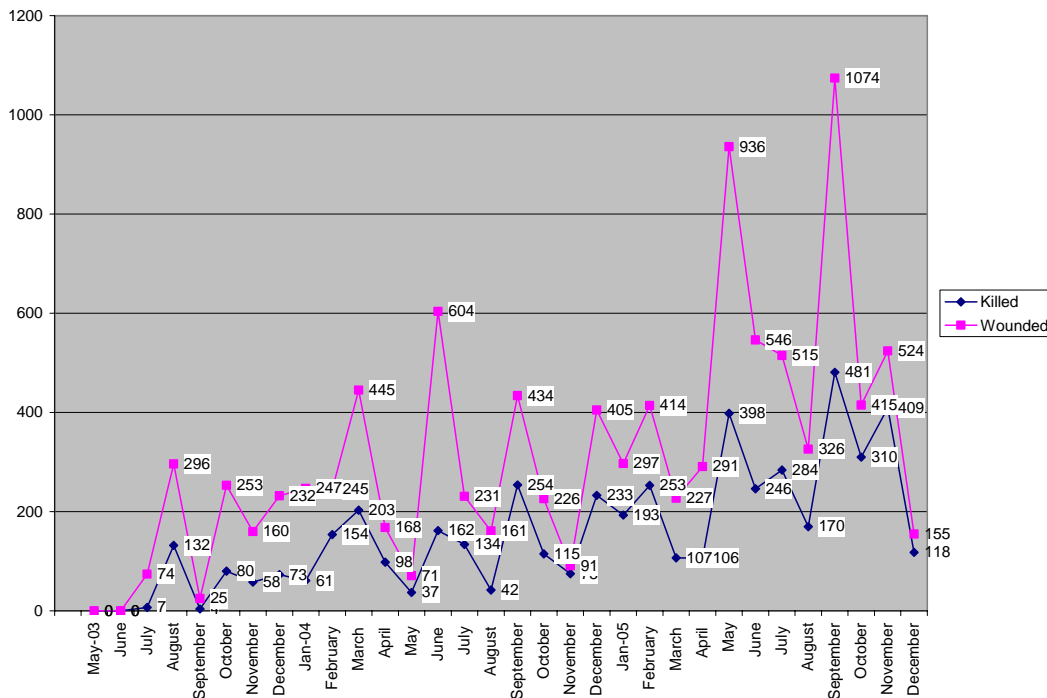
Source	Estimate
<b>Iraq Body Count</b>	<b>27,600 – 31,100 as of December 25, 2005<sup>9</sup></b>
<b>Statement by British Foreign Secretary Jack Straw</b>	<b>&gt;10,000 as of February, 2004</b>
<b>Shaik Omar Clinic, Baghdad</b>	<b>10,363 as of September 8, 2004 (in Baghdad and surrounding towns alone)</b>
<b>Amnesty International (London)</b>	<b>&gt;10,000 as of September 8, 2004</b>
<b>The Human Rights Organization, Iraq</b>	<b>&gt;30,000 as of September 8, 2004</b>
<b>Iraq Index (assume 5,630-10,000 Iraqi civilians killed from March 19, 2003 – April 30, 2003 as reported in detail by Iraq Body Count)</b>	<b>Not including deaths from crime as of December 5, 2005: 16,300 – 28,700 Including deaths from crime as of December 5, 2005: 38,200 – 77,300</b>

**MULTIPLE FATALITY BOMBINGS<sup>10</sup>**



**Total as of December 26, 2005: 539 (of which at least 260 were suicide bombings)**

**KILLED AND WOUNDED IN MULTIPLE FATALITY BOMBINGS<sup>11</sup>**



**Total as of December 26, 2005:**

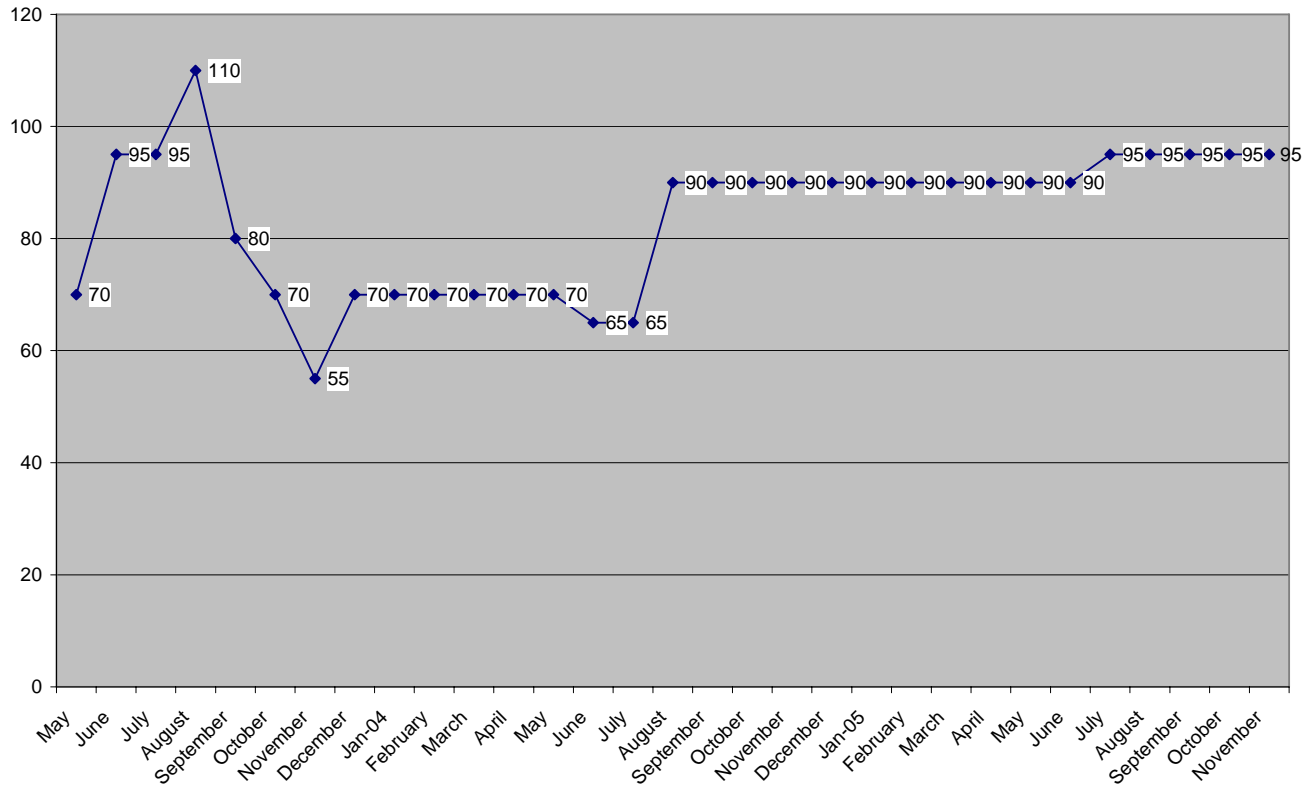
**Killed: 4,997**

**Wounded: 10,088**

**NOTE ON MULTIPLE FATALITY BOMBINGS AND KILLED AND WOUNDED IN MULTIPLE FATALITY BOMBINGS TABLES:** Included as data for these graphs are any bombings (including IEDs / roadside bombs) that caused at least three fatalities. The data on multiple fatality IED / roadside bombs are estimates and may have a margin of error of +/- one bomb and approximately five fatalities and five wounded.

**CRIME-RELATED DEATHS IN BAGHDAD SINCE MAY, 2003<sup>12</sup>**

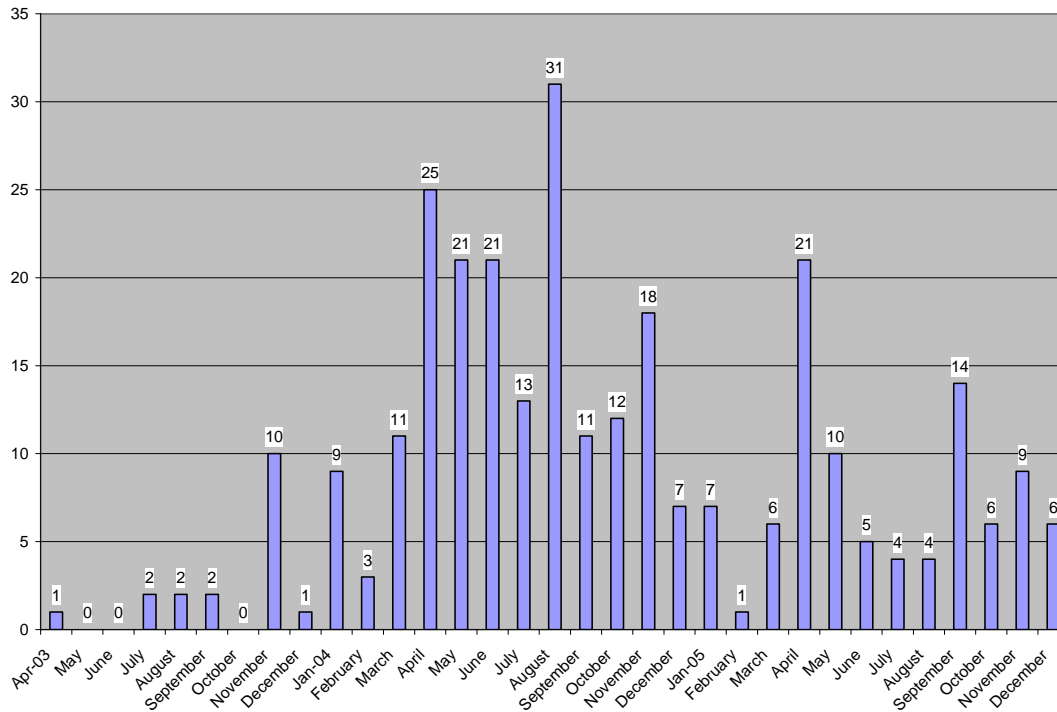
Estimated annualized murder rate per 100,000 citizens[i]



**NOTE ON CRIME RELATED DEATHS IN BAGHDAD:** Estimates for each month are typically based on the number of bodies brought to the Baghdad morgue with mortal gunshot wounds. We recognize that our estimates could be too high as a result of that some of the gunshot victims could be insurgents killed intentionally by U.S. military, but also that they could be too low since many murder victims are never taken to the morgue, but buried quickly and privately and therefore never recorded in official tallies. The homicide rate is calculated based on an estimated population of 5.6 million people in Baghdad.

**NOTE ON CRIME RELATED DEATHS IN BAGHDAD:** Interpol lists the following nationwide numbers per 100,000 citizens for countries in the region: Libya 2.08, Jordan 6.33, Lebanon 3.38, Saudi Arabia, 0.71. However, Interpol notes that these [nationwide] statistics cannot be used as a basis for comparison between different countries. This is partly because “police statistics reflect reported crimes, but this only represents a fraction of the real level. The volume of crimes not reported to the police may depend on the actions, policies and perceptions of the police. These can vary with time, as well as from country to country.” Because of the inherent difficulty in interpreting and comparing international murder rates, all such statistics – including those stated in the table above – should be interpreted guardedly.

**NON-IRAQI CIVILIAN CONTRACTORS KILLED IN IRAQ<sup>13</sup>**

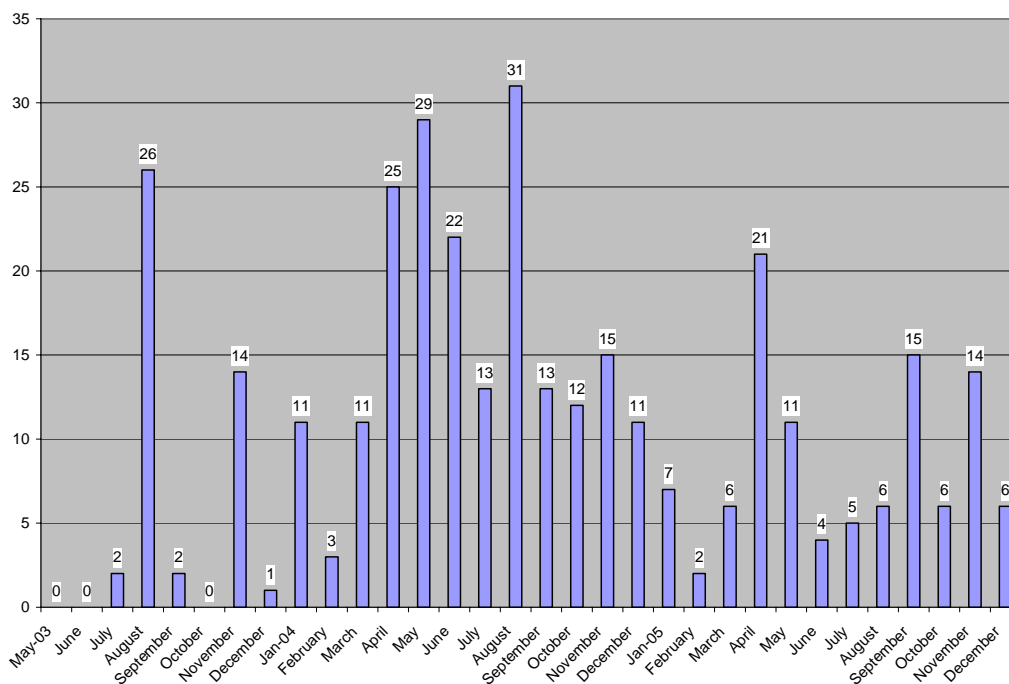


**Total as of December 26, 2005: 293**

**NOTE ON NON-IRAQI CIVILIAN CONTRACTORS KILLED IN IRAQ:** This list is incomplete and does not include an additional 44 contractors that were killed up until December 31, 2004. Since we do not know during which month these deaths occurred they are not represented in the graph above.

As of March, 2005, there were more than 20,000 foreign (non-Iraqi) private military contractors in Iraq. 6,000 of these are in armed tactical roles. Peter W. Singer, "Outsourcing War," *Foreign Affairs*, March 2005.

**NON-IRAQI CIVILIANS (INCLUDING CONTRACTORS) KILLED SINCE MAY, 2003<sup>14</sup>**



**Total through December 26, 2005: 344**

**LOGISTICS PERSONNEL IN IRAQ AND KUWAIT<sup>15</sup>**

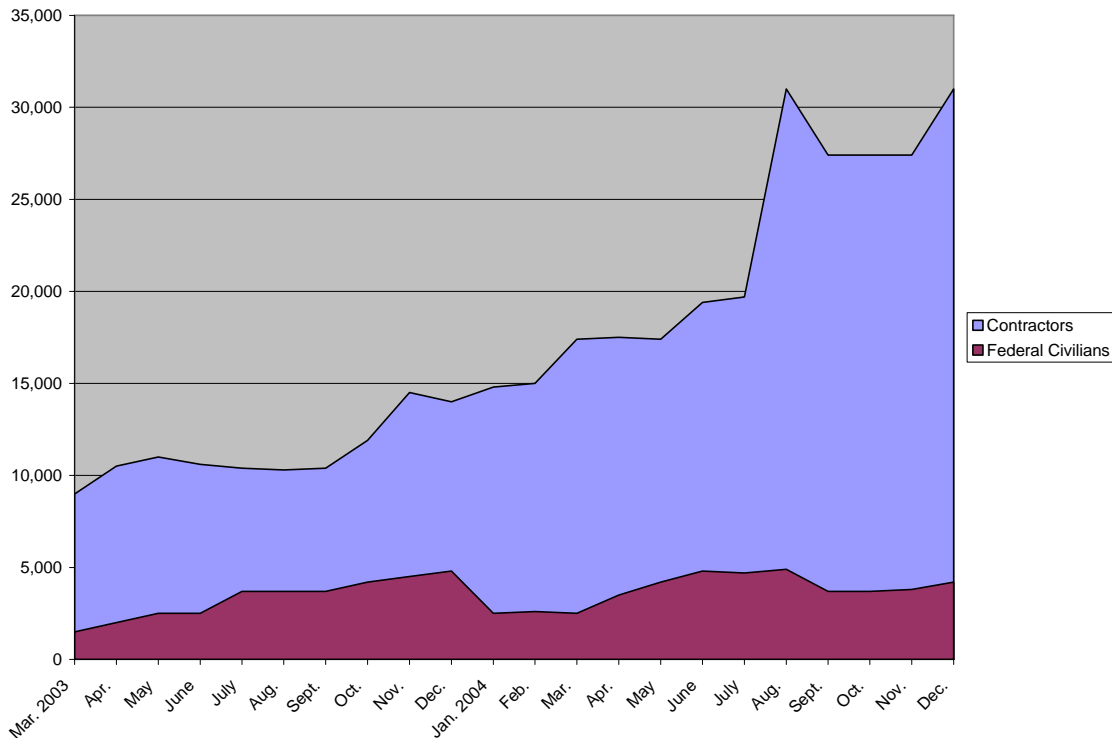
Civilian Personnel Total	38,305
US expatriates	11,860
Third-country nationals	900
Host-country nationals	35
Subcontractors and labor brokers	25,510
US Army Combat-Service-Support Personnel	45,800

**COMPARISON OF FATALITY RATES AMONG SELECTED WORKERS IN IRAQ<sup>16</sup>**

	Data Availability			Average Number of Workers	Number of Fatalities	Annual Fatality Rate per 100,000 Employees
	Starting Month	Ending Month	Duration (Months)			
Kellogg, Brown and Root Employees	Mar. 2003	Nov. 2004	21	38,305	27	40.3
US Army Personnel						
Combat Arms	Mar. 2003	May 2005	27	34,710	693	887.3
Combat Support	Mar. 2003	May 2005	27	23,450	124	235.1
Combat Service Support	Mar. 2003	May 2005	27	45,800	292	283.4
Department of Defense Civilians	Mar. 2003	Dec. 2004	22	2,930	3	55
MEMORANDUM:						
Fatality Rates for Employment in the United States						
Transportation Sector	Jan. 2003	Dec. 2003	12	4.6 million	805	17.5
Agricultural Sector	Jan. 2003	Dec. 2003	12	2.3 million	707	31.2

**NOTE ON COMPARISON OF FATALITY RATES TABLE:** The information in this table reflects all fatalities – namely, individuals killed in action as well as those who died from accidents, disease and other causes.

**NUMBER OF US CONTRACTORS AND FEDERAL CIVILIANS IN THE US CENTRAL COMMAND AREA OF RESPONSIBILITY<sup>17</sup>**



**KIDNAPPINGS PER DAY IN BAGHDAD<sup>18</sup>**

January 2004	2 per day
December 2004	10 per day

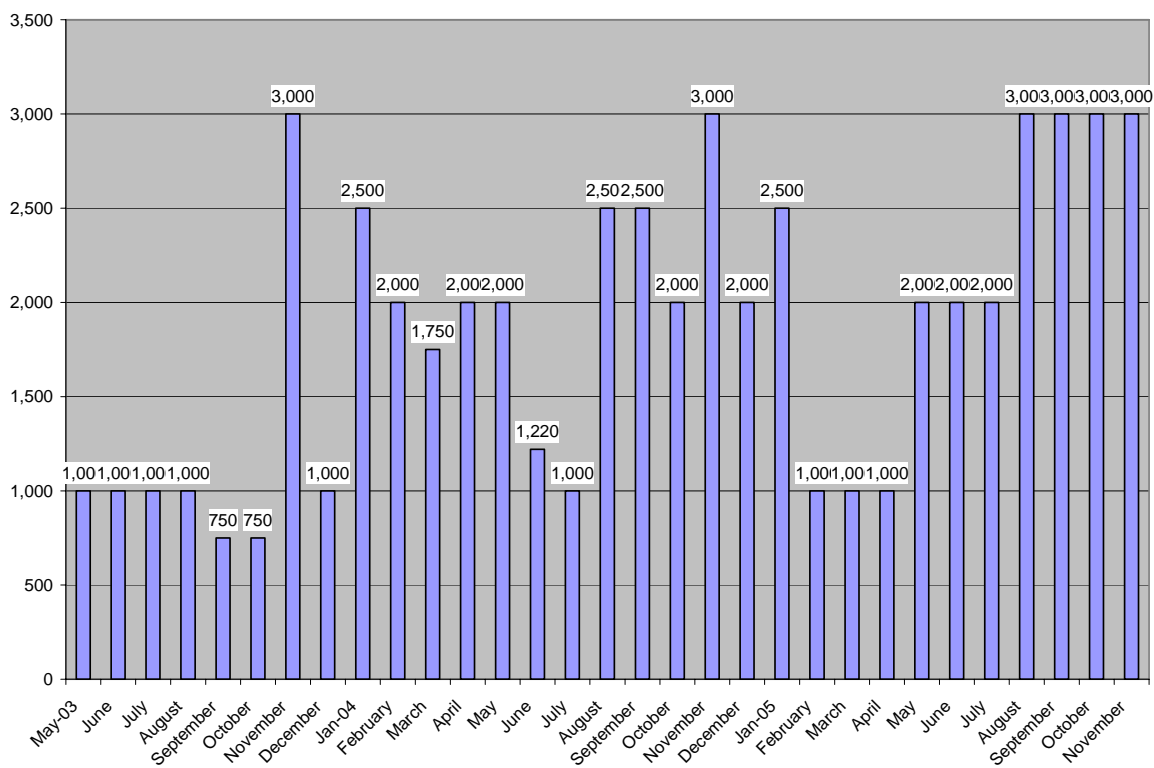
**FOREIGN NATIONALS KIDNAPPED IN IRAQ SINCE MAY 2003**

Month	Number of foreigners kidnapped	Developments*
Date of capture unknown	14	3 killed
May 2003 – October 2003	0	
November	1	1 released
December 2003 –March 2004	0	
April	43	3 killed, 30 released, 1 escaped
May	2	1 killed
June	3	2 killed, 1 escaped
July	26	3 killed, 13 released, 1 rescued, 1 escaped
August	30	15 killed, 15 released
September	31	4 killed, 4 released, 1 rescued
October	7	3 killed, 2 released
November	5	1 killed, 1 released
December	2	
January 2005	13	10 released
February	10	8 released
March	5	3 released
April	7	6 released
May	4	1 killed, 1 rescued
June	0	
July	6	3 killed
August	24 <sup>19</sup>	2 killed, 21 released
September	3 <sup>20</sup>	1 killed, 6 released <sup>21</sup>
October	3 <sup>22</sup>	1 released <sup>23</sup>
November	11 <sup>24</sup>	1 killed, 2 released <sup>25</sup>
December	11 <sup>26</sup>	1 killed, <sup>27</sup> 1 released <sup>28</sup>
<b>Total through December 26, 2005</b>	<b>261</b>	<b>44 killed, 123 released, 3 escaped, 3 rescued, 88 unknown</b>

**NOTE ON FOREIGN NATIONALS KIDNAPPED IN IRAQ TABLE:** The Iraqi Interior Ministry estimates that 5,000 Iraqis were kidnapped between December 2003 and late April 2005. Haifa Zangana. “Blair Made a Pledge to Iraqis Once,” *The Guardian*, April 22, 2005.

\*Developments: This category shows activity in the status of hostages, but does not necessarily apply to hostages kidnapped during the same month. Please see relevant footnote for more information.

**TOTAL NUMBER OF INSURGENTS DETAINED OR KILLED<sup>29</sup>**



**NOTE ON TOTAL NUMBER OF INSURGENTS DETAINED OR KILLED TABLE:** The estimate of suspected insurgents killed or detained since May 2003 is a very rough one. The substantial increase in number of people detained or killed in November 2003 and onwards may not imply a huge increase in people detained or killed but rather that the data improved starting that month. In Bradley Graham, “Zarqawi ‘Hijacked’ Insurgency; US General Says Foreign Fighters Now Seen as Main Threat,” *Washington Post*, September 28, 2005, Graham notes that 315 *foreign* fighters had been killed and 330 detained since March.

**IRAQI PRISON POPULATION**

<b>Peak prison population in 2003</b>	<b>10,000</b>
<b>June 2004</b>	<b>5,435</b>
<b>July 2004</b>	<b>5,700</b>
	<b>(of which 90 are foreign nationals)</b>
<b>September 2004</b>	<b>5,500</b>
	<b>(whereof 2 are women, 65-70 are juveniles and 130-140 are foreign nationals)</b>
<b>October 2004</b>	<b>4,300</b>
<b>November 2004</b>	<b>8,300</b>
<b>January 2005</b>	<b>7,837</b>
<b>June 2005</b>	<b>10,783</b>
<b>July 2005</b>	<b>15,000</b>
<b>August 2005</b>	<b>14,000<sup>30</sup></b>
<b>September 2005</b>	<b>14,000</b>
<b>October 2005</b>	<b>13,000<sup>31</sup></b>
<b>November 2005</b>	<b>13,000 held by American troops plus an additional 12,000 held by Iraq authorities<sup>32</sup></b>

**NOTE ON IRAQI PRISON POPULATION TABLE:**

David Cloud also writes that 2,800 detainees have been released since August, 2005. David Cloud, “Prisoner is Released Despite Evidence of Role in Bombing,” *New York Times*, November 25, 2005.



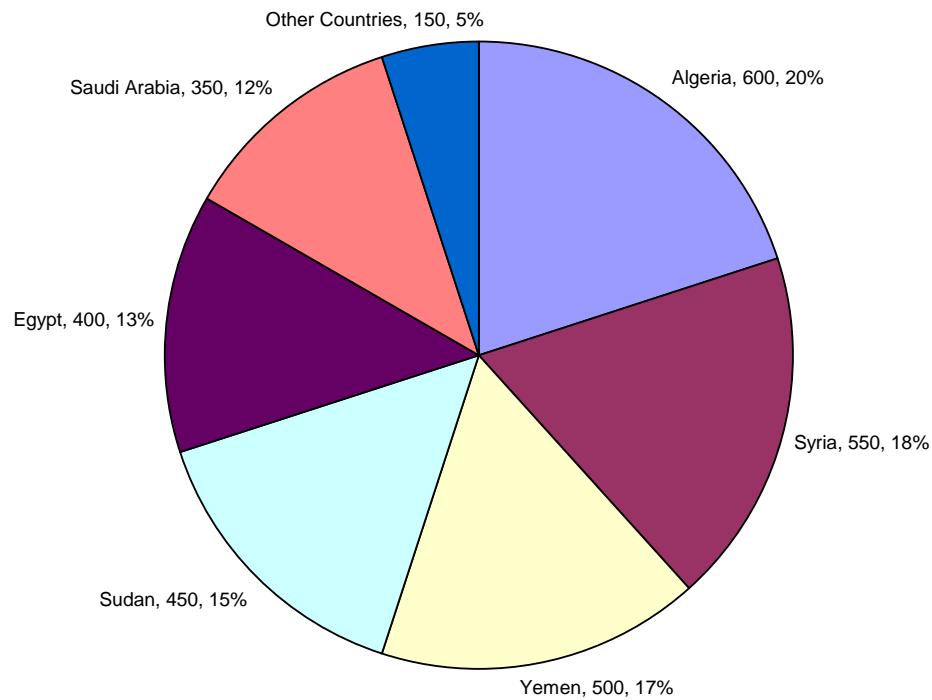
**ESTIMATED STRENGTH OF INSURGENCY NATIONWIDE**

Month	Estimated strength of insurgency nationwide
November	5,000
December	5,000
January 2004	3, 000-5,000
February	N/A
March	N/A
April	5,000
May	15,000
June	15,000
July	20,000
August	20,000
September	20,000
October	20,000
November	20,000
December	“more than 20,000”
January	18,000
February	18,000
March	16,000
April	16,000
May	16,000
June	15,000-20,000
July	“no more than 20,000” <sup>33</sup>
August	N/A
September	“neither gaining strength nor weakening appreciably” <sup>34</sup> (some estimates indicate higher numbers, please see footnote)
October	15,000 – 20,000 <sup>35</sup>
November	15,000 – 20,000 <sup>36</sup>

**ESTIMATED NUMBER OF FOREIGN FIGHTERS IN THE INSURGENCY**

January 2004	300-500
July 2004	“Low hundreds”
September 2004	“Fewer than 1,000”
November 2004	“Fewer than 1,000”
January 2005	“Fewer than 1,000”
February 2005	“Fewer than 1,000”
May 2005	1,000
June 2005	750-1,000
July 2005	750-1,000
August 2005	750-1,000
September 2005	700 – 2,000 <sup>37</sup>
October 2005	700 – 2,000 <sup>38</sup>
November 2005	700 – 2,000 <sup>39</sup>

**NATIONALITIES OF FOREIGN MILITANTS IN IRAQ, SEPTEMBER 2005**<sup>40</sup>



**NOTE ON NATIONALITIES OF FOREIGN MILITANTS GRAPH:** Two other sources have cited the nationalities of non-Iraqi Jihadists (one specifying those captured, the other those killed) in Iraq, and the three reports suggest somewhat different trends. Reuven Paz cites Saudi Arabia as contributing the highest number of jihadists killed (94) from November to March, 2005, followed by Syria (16) and Kuwait (11). Reuven Paz, "Arab Volunteers Killed in Iraq: An Analysis," Global Center for International Affairs Center (GLORIA), Occasional Papers, Volume 3 (2005), Number 1, March 2005.

According to Dexter Filkins, "Foreign Fighters Captured in Iraq Come From 27, Mostly Arab, Lands," *New York Times*, October 21, 2005 and Edward Wong, "Iraqi Constitution Vote Split On Ethnic and Sect Lines; Election Panel Reports No Major Fraud," *New York Times*, October 23, 2005, Egypt has contributed the highest number foreign nationals captured (78) from April to October 2005. This report also cites Syria (66), Sudan (41), Saudi Arabia (32), Jordan (17), Iran (13), Palestinians (12), and Tunisia (10) as nations with 10 or more nationals were found in Iraq. 18 countries have contributed less than 10 captured foreign nationals, for a total of 311 included jihadists.

**NOTE ON NATIONALITIES OF FOREIGN MILITANTS GRAPH:** Maj. Gen. Rick Lynch states that at least 96 percent of suicide bombers are not Iraqis. Chris Tomlinson, "US General: Suicide and Car Bomb Attacks Down in Iraq," *Associated Press*, December 1, 2005.

**COALITION TROOP STRENGTH IN IRAQ SINCE MAY 2003**

Month	U.S. troops in Iraq			Other coalition troops in Iraq (excluding U.S. & Iraqi forces) <sup>41</sup>	Total international troop strength in Iraq
	Active	Reserve (includes National Guard)	Total		
May 2003	~142,000	~8,000	150,000	23,000	173,000
June	~126,000	~24,000	150,000	21,000	171,000
July	~124,000	~25,000	149,000	21,000	170,000
August	~114,000	~25,000	139,000	22,000	161,000
September	~103,000	~29,000	132,000	24,000	156,000
October	~102,000	~29,000	131,000	25,000	156,000
November	N/A	N/A	123,000	23,900	146,900
December	~85,400	~36,600	122,000	24,500	146,500
January 2004	N/A	N/A	122,000	25,600	147,600
February	N/A	N/A	115,000	24,000	139,000
March	N/A	N/A	130,000	24,000	154,000
April	N/A	N/A	137,000	25,000	162,000
May	N/A	N/A	138,000	24,000	162,000
June	89,700	48,300	138,000	23,000	161,000
July	N/A	N/A	140,000	22,000	162,000
August	84,000	56,000	140,000	23,700	163,700
September	82,800	55,200	138,000	24,600	162,600
October	82,800	55,200	138,000	24,000	162,000
November	82,800	55,200	138,000	24,000	162,000
December	82,800	55,200	148,000	25,000	173,000
January 2005	90,000	60,000	150,000	25,300	175,300
February	N/A	N/A	155,000	25,000	180,000
March	N/A	N/A	150,000	22,000	172,000
April	N/A	N/A	142,000	22,000	164,000
May	N/A	N/A	138,000	23,000	161,000
June	N/A	N/A	135,000	23,000	158,000
July	N/A	N/A	138,000	23,000	161,000
August	N/A	N/A	138,000	23,000	161,000
September	N/A	N/A	138,000 <sup>42</sup>	22,000	160,000
October	N/A	N/A	152,000 <sup>43</sup>	22,000	174,000
November	N/A	N/A	160,000 <sup>44</sup>	23,000	183,000

**NOTE ON COALITION TROOP STRENGTH IN IRAQ SINCE MAY TABLE:** In late 2003 the Department of Defense announced that it planned to draw down the number of American troops in Iraq to 105,000 by May 2004. "GAO-04-902R Rebuilding Iraq," June 2004, General Accounting Office. All numbers are end of month estimates or latest data available for the current month. N/A= Not available.

**DISTRIBUTION OF THE ARMY'S AUTHORIZED END STRENGTH, BY COMPONENT AND FUNCTION, FISCAL YEAR 2005<sup>45</sup>**

(Thousands of Soldiers)	Deployable Personnel			Non-deployable Personnel	Total
	Combat	Combat Support	Combat Service Support		
Active	151 (31%)	79 (16%)	92 (19%)	160 (33%)	482
Guard	169 (48%)	67 (19%)	89 (26%)	24 (7%)	350
Reserve	14 (7%)	40 (20%)	84 (41%)	67 (32%)	205
Total	334 (32%)	187 (18%)	265 (26%)	251 (24%)	1,037

**NOTE ON DISTRIBUTION OF THE ARMY'S AUTHORIZED END STRENGTH TABLE:** Authorized end strength is the number of soldiers the Congress has authorized and funded for the end of the fiscal year.

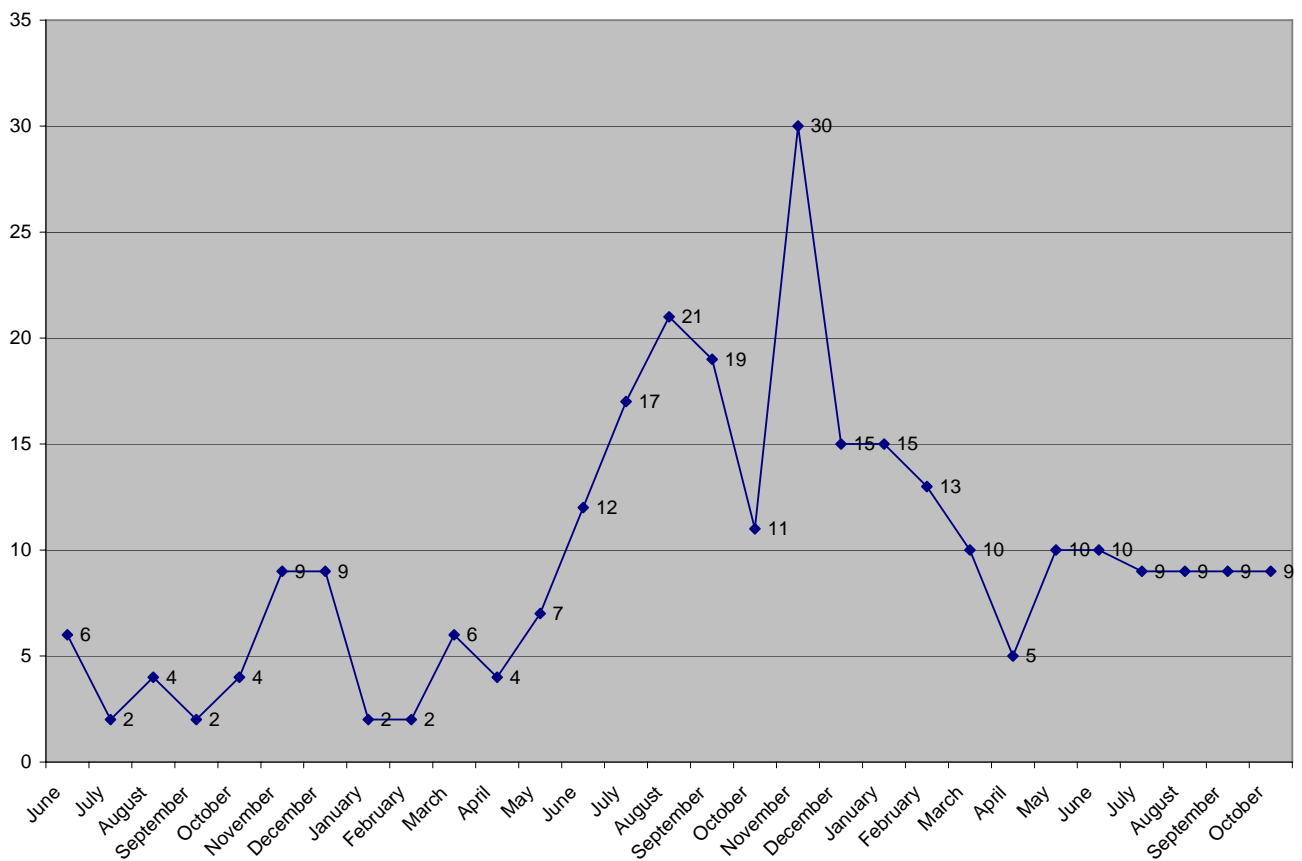
**TOP NON-U.S. COALITION CONTRIBUTORS OF MILITARY PERSONNEL IN IRAQ**

Coalition country	Military personnel in Iraq <sup>46</sup>
United Kingdom	8,000
South Korea	3,600
Italy	3,000
Poland	1,700
Ukraine	1,650
Australia	900 – 1,370 <sup>47</sup>
Georgia	850
Romania	800
Japan	550
Denmark	530
Bulgaria	400
Remaining 16 coalition countries	1,920

As of May 6 – July 4, 2005

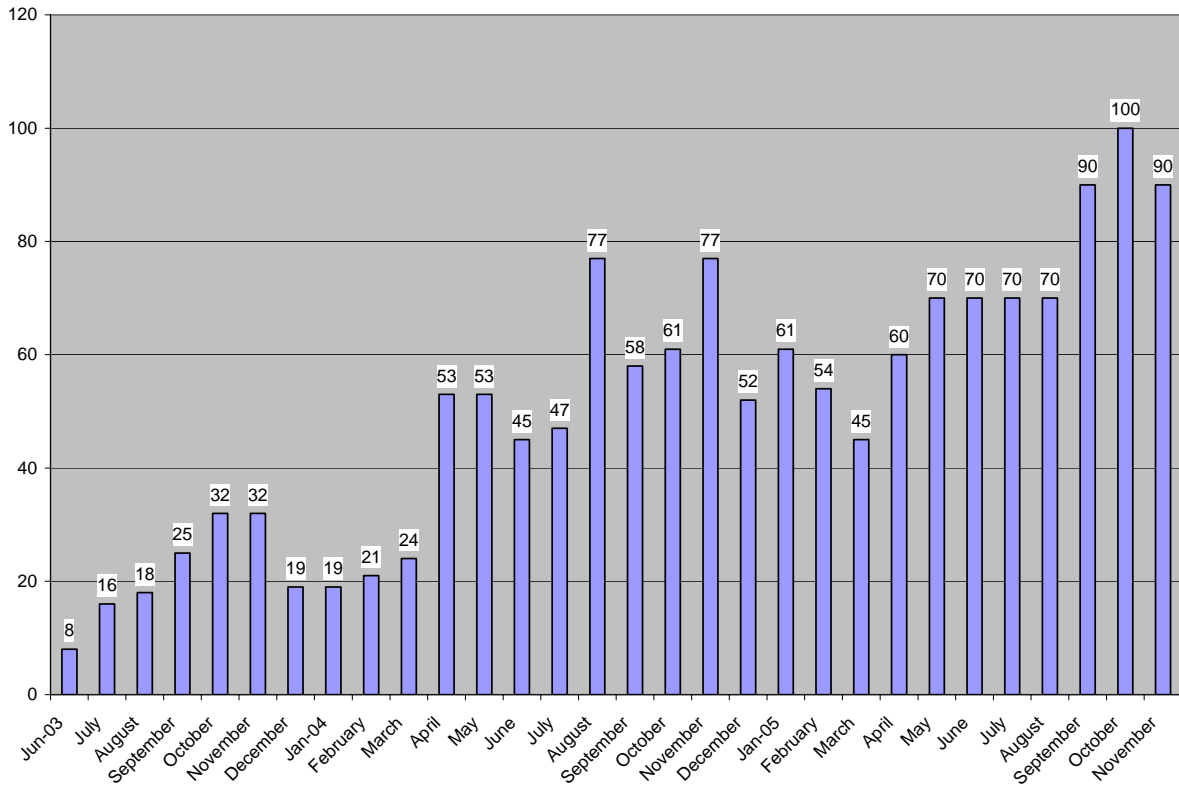
**NOTE ON TOP NON-U.S. COALITION CONTRIBUTORS OF MILITARY PERSONNEL IN IRAQ TABLE:** In addition to the United States, 27 countries have troops in Iraq as of July 13, 2005: Albania, Armenia, Australia, Azerbaijan, Bosnia/Herzegovina, Bulgaria, Czech Republic, Denmark, El Salvador, Estonia, Georgia, Italy, Japan, Kazakhstan, South Korea, Latvia, Lithuania, Macedonia, Moldova, Mongolia, Norway, Poland, Portugal, Romania, Slovakia, Ukraine, and the United Kingdom. "Iraq Weekly Status Report," Department of State, July 13, 2005.

**ATTACKS ON IRAQI OIL AND GAS PIPELINES, INSTALLATIONS & PERSONNEL<sup>48</sup>**



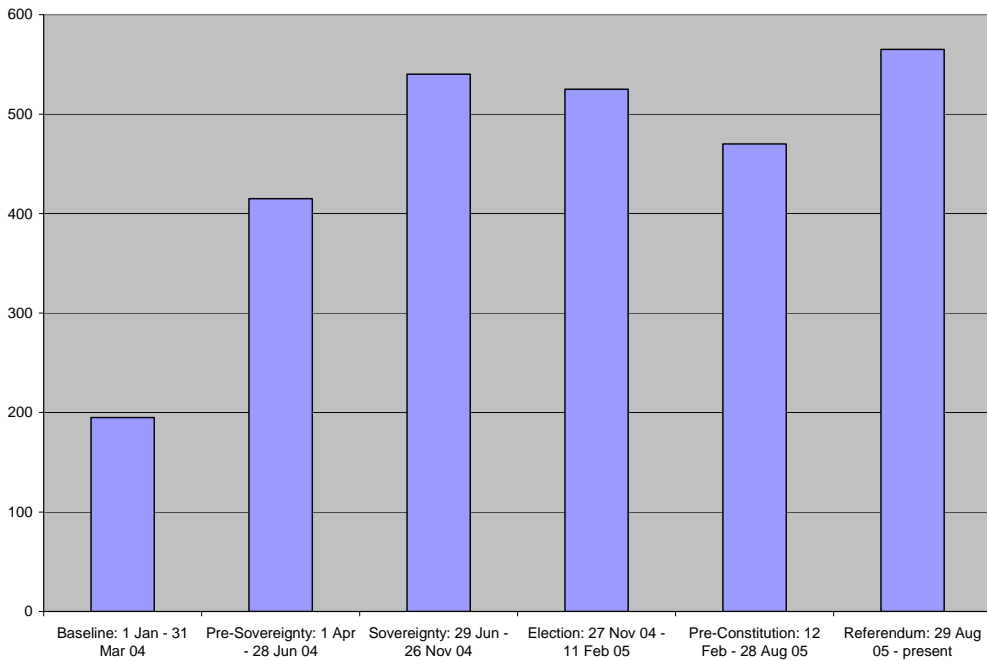
**Total through October 31, 2005: 281**

**NUMBER OF DAILY ATTACKS BY INSURGENTS<sup>49</sup>**



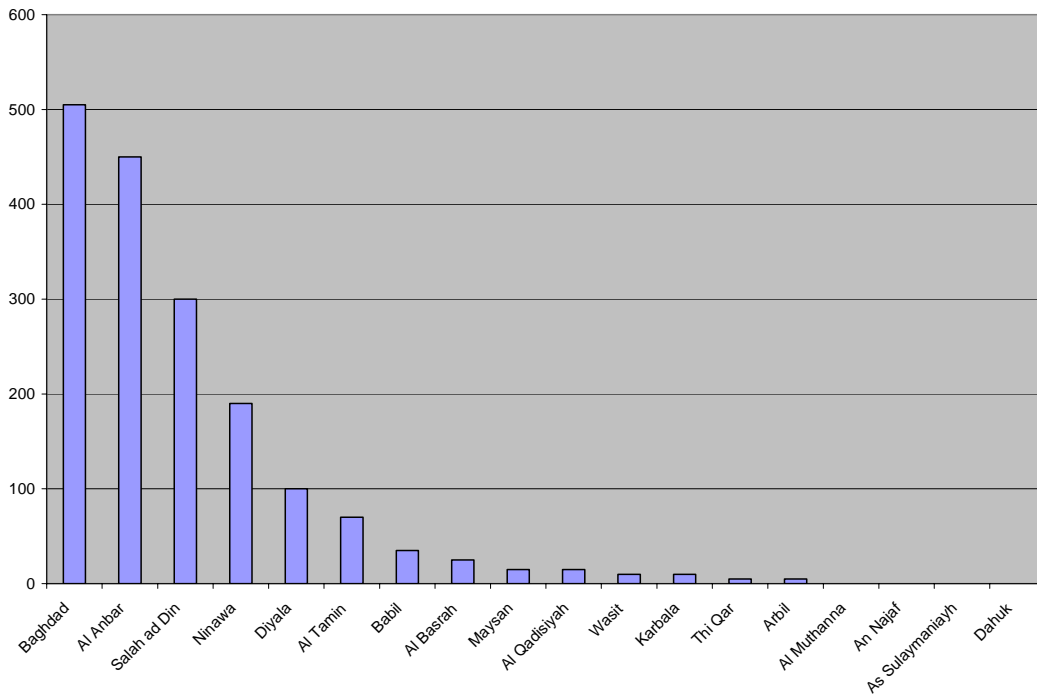
NOTE: Numbers for June 2003 are incomplete.

**AVERAGE WEEKLY ATTACKS BY TIME PERIOD: 1 JANUARY 2004 – 16 SEPTEMBER 2005<sup>50</sup>**



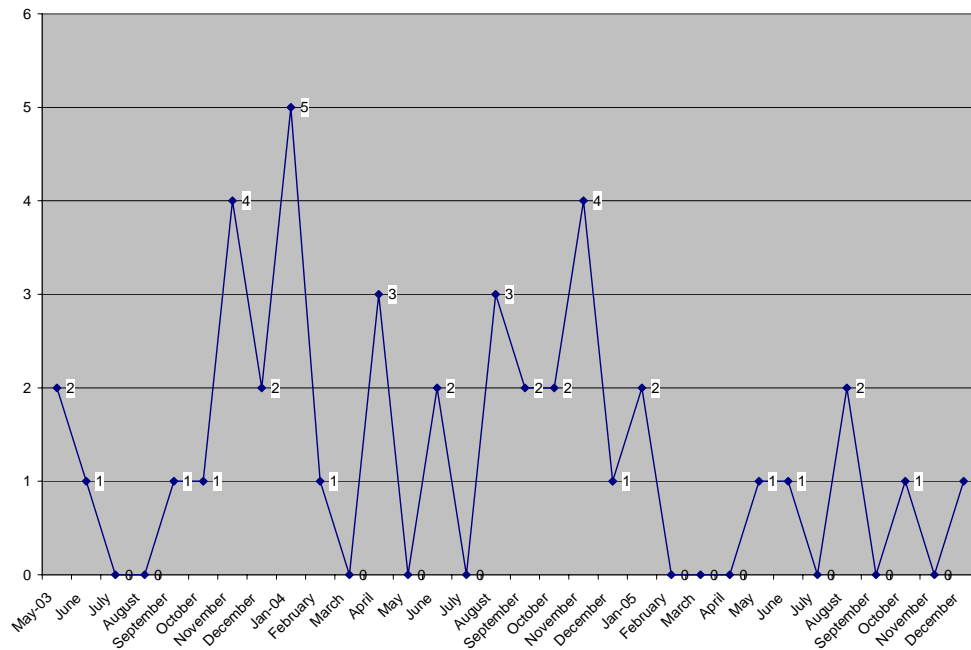
NOTE ON AVERAGE WEEKLY ATTACKS CHART: Referendum period only has three weeks of data; average may be skewed by spikes in attacks.

**TOTAL ATTACKS BY PROVINCE: 29 AUGUST 2005 – 16 SEPTEMBER 2005<sup>51</sup>**



**NOTE ON GRAPHS REGARDING INSURGENT ATTACKS:** Insurgent attacks tended to be concentrated (85%) in 4 of 18 provinces. These provinces contain less than 42% of the Iraqi population. Half of the Iraqi population (12 provinces) lives in areas that experience 6% of all attacks. 6 provinces listed a statistically insignificant number of attacks based on population size. 80% of all attacks are directed towards Coalition Forces. 80% of all casualties are suffered by the Iraqi population.<sup>52</sup>

**AMERICAN MILITARY HELICOPTERS DOWNED IN IRAQ<sup>53</sup>**



**Total through December 26, 2005: 42**

**NOTE ON AMERICAN MILITARY HELICOPTERS DOWNED IN IRAQ TABLE:** Of the 42 helicopters downed in Iraq since May 2003, at least 24 were downed by enemy fire.

**COALITION FORCES ABILITY TO FIND AND DISARM IMPROVISED EXPLOSIVE DEVICES (IEDs)**

Time	Percentage of IEDs found and disarmed
December 2003	40%
December 2004	50%
April 2005	40%

**MILITARY PERSONNEL DEPLOYED TO IRAQ AND AFGHANISTAN SEPTEMBER 2001-JANUARY 2005**

Service	Personnel deployed to Iraq and Afghanistan September 2001-January 2005	Percentage of total deployed more than once September 2001-January 2005
Army	Active Duty: 307,019 National Guard: 120,054 Reserve: 74,104	Active Duty: 37% National Guard: 30% Reserve: 34%
Air Force	Active Duty: 160,508 National Guard: 42,807 Reserve: 24,038	Active Duty: 33% National Guard: 47% Reserve: 49%
Marines	Active Duty: 104,244 Reserve: 15,938	Active Duty: 28% Reserve: 12%
Navy	Active Duty: 185,538 Reserve: 12,837	Active Duty: 26% Reserve: 21%
Coast Guard	Active Duty: 1,602 Reserve: 195	Active Duty: 12% Reserve: 1%

**NOTE ON MILITARY PERSONNEL DEPLOYED TO IRAQ AND AFGHANISTAN TABLE:** The average number of American troops deployed to Afghanistan was 6,000 in 2002, 9,800 in 2003, 18,500 in 2004, and 17,300 up until February 2005.

**BAATHIST & OTHER RESISTANCE LEADERS STILL AT LARGE**

Month	Iraqi 55 most wanted plus an additional 25 ex- Baath party leaders still at large
April	65
May	53
June	48
July	43
August	41
September	40
October	40
November	40
December	38
January 2004	37
February	35
March	34
April – December 2004	34
January 2005	32
February	31
March-May	31
June	30
July	29
August	28 <sup>54</sup>
September	27 <sup>55</sup>
October	27
November	27
December	27

**SIZE OF IRAQI SECURITY FORCES ON DUTY<sup>56</sup>**

Month	General Police Capabilities	National Guard	Iraqi Armed Forces	Border Patrol	Total Iraqi Security Forces
May 2003	7,000 – 9,000	N/A	0	N/A	7,000 – 9,000
June	N/A	N/A	0	N/A	N/A
July	30,000	N/A	0	N/A	30,000
August	34,000	670	0	2,500	37,170
September	37,000	2,500	0	4,700	44,200
October	55,000	4,700	700	6,400	66,800
November	68,800	12,700	900	12,400	94,800
December	71,600	15,200	400	12,900	99,600
January 2004	66,900	19,800	1,100	21,000	108,800
February	77,100	27,900	2,000	18,000	125,000
March	75,000	33,560	3,005	23,426	134,991
April	80,016	23,123	2,367	18,747	124,253
May	90,803	24,873	3,939	16,097	135,712
June	83,789	36,229	7,116	18,183	145,317
July	31,300	36,229	7,700	19,859	95,088
August	32,942	37,925	6,288	14,313	91,468
September	40,152	36,496	7,747	14,313	98,708
October	44,728	41,261	6,861	18,148	110,998
November	49,455	43,445	6,013	14,593	113,506
December	53,571	40,115	14,500	14,267	118,009
January 2005	58,964	36,827	14,796	14,786	125,373
February	82,072 “trained and equipped”	59,689 “operational”		N/A	141,761 Trained and Effective: General Myers: 40,000 Senator Biden: 4,000 – 18,000
March	84,327	67,584		N/A	151,618 Trained and Effective: Lt. Gen Petraeus: 50,000 “off-the-cuff”
April	86,982	72,511		N/A	159,493
May	91,256	76,971		N/A	168,227
June	92,883	75,791		N/A	168,674
July	94,800	79,100		N/A	173,900 26,000 in Army in level I and II readiness
August	101,000	81,900		N/A	182,900
September	104,300	87,800		N/A	192,100 ~ 30,000 in Army in level I and II readiness <sup>57</sup>
October <sup>58</sup>	111,000	100,000		N/A	211,000 ~ 32,000 in level I and II
November	112,000	102,000		N/A	214,000
December	113,100	102,700		N/A	215,800
Stated Goal	142,190 (revised up from 89,369 in June 04)	61,904 (revised up from 41,088 in June 04)	36,635 (revised up from 35,000 in June 2004)	29,360	272,566

**NOTE ON IRAQI SECURITY FORCES ON DUTY TABLE:** From February 2005 to the present, our source differentiates between the terminology “trained and equipped” for police, in which unauthorized absences personnel are included, and “operational” for the National Guard and Armed Forces, in which unauthorized absences personnel are not included.

October 2005 numbers are according to Lt. Gen. David Petraeus, speech at the St. Regis Hotel, Washington, DC, November 7, 2005. The statistic of 32,000 in level I and II readiness is based upon Petraeus citation of 40 so prepared battalions and author’s assumption that one battalion equals approximately 800 troops. Petraeus also stated that the number of 211,000 total Iraqi Security Forces is headed towards 325,000. Iraqi Security Forces have 20,000 vehicles in all, although the number of well-armored vehicles is much lower (author’s estimate: about 300).

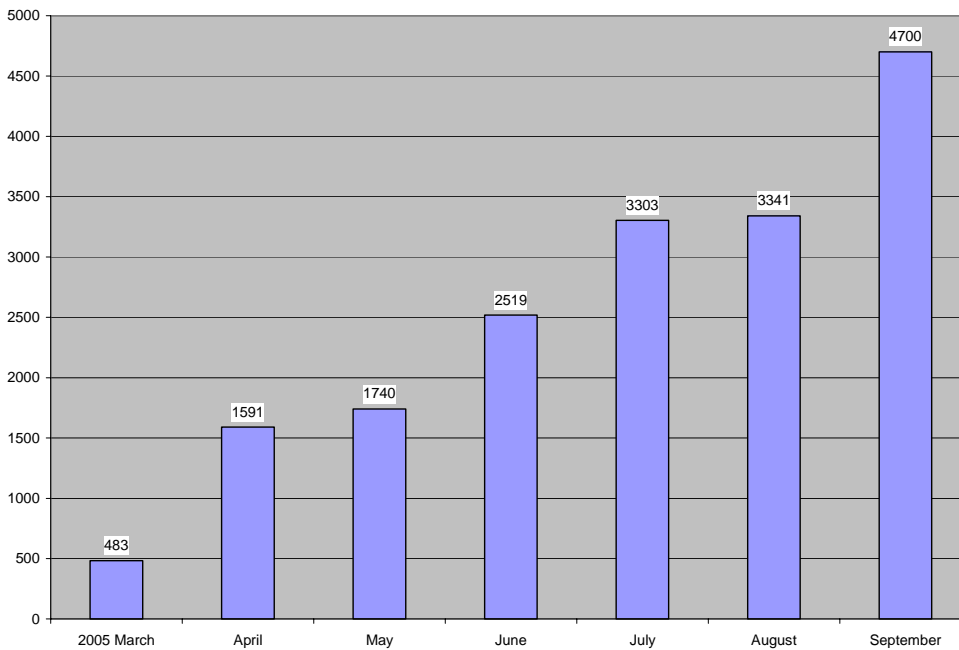
As many as 5,000 recruits from Sunni areas have joined the Iraqi Armed Forces in the past several months. *National Strategy for Victory in Iraq*, National Security Council, November 2005, page 21.



### IRREGULAR IRAQI SECURITY FORCES

February 2005	“As many as 15,000 soldiers”
June 2005	100,000 ( <i>peshmerga</i> only)

### TIPS RECEIVED FROM POPULATION<sup>59</sup>



### POLITICAL PARTIES IN IRAQ<sup>60</sup>

Registered for December 2005 elections	Over 300
--	----------

### INDEX OF POLITICAL FREEDOM<sup>61</sup>

Israel	8.20
Lebanon	6.55
Morocco	5.20
<b>Iraq</b>	<b>5.05</b>
Palestine	5.05
Kuwait	4.90
Tunisia	4.60
Jordan	4.45
Qatar	4.45
Egypt	4.30
Sudan	4.30
Yemen	4.30
Algeria	4.15
Oman	4.00
Bahrain	3.85
Iran	3.85
United Arab Emirates	3.70
Saudi Arabia	2.80
Syria	2.80
Libya	2.05

**NOTE ON INDEX OF POLITICAL FREEDOM TABLE:** Each country is scored on a 10-point scale, with 1 being the lowest score and 10 the highest. Indicators of freedom include election of head of government, election of parliament, fairness of electoral laws, right to organize political parties, power of elected representatives, presence of an opposition, transparency, minority participation, level of corruption, freedom of assembly, independence of the judiciary, press freedom, religious freedom, rule of law and property rights.

# ECONOMIC & QUALITY OF LIFE INDICATORS

## FUEL

Time	Fuel supplies available						Overall fuel supplies as percentage of goal during that month (the goals have shifted)
	Millions of barrels/day		Millions of liters/day			Tons/day	
	Crude oil production	Crude oil export	Diesel (Prod. & Imp.)	Kerosene (Prod. & Imp.)	Gasoline/Benzene (Prod. & Imp.)	Liquid Petroleum Gas (Prod. & Imp.)	
Estimated prewar level	2.5 (prewar peak)	1.7-2.5	N/A	N/A	N/A	N/A	
May 2003	0.3	0	N/A	N/A	N/A	N/A	10 %
June	0.675	0.2	N/A	N/A	N/A	N/A	23%
July	0.925	0.322 <sup>62</sup>	6.5	4.75	13.5	1,880	44%
August	1.445	0.646 <sup>63</sup>	10.25	6.2	14.0	2,530	57%
September	1.7225	0.983 <sup>64</sup>	14.25	6.9	17.3	3,030	70%
October	2.055	1.149 <sup>65</sup>	14.75	9.6	16.35	3,700	78%
November	2.1	1.524 <sup>66</sup>	13.14	13.3	11.792	3,610	76%
December	2.30	1.541 <sup>67</sup>	12.29	9.4	12.9	3,460	72%
January 2004	2.440	1.537	13.91	11.3	13.32	3,445	78%
February	2.276	1.382 <sup>68</sup>	15.21	13.05	16.65	4,670	88%
March	2.435	1.825 <sup>69</sup>	15.03	17.28	17.19	5,010	92%
April	2.384	1.804 <sup>70</sup>	22.75	4.46	19.3	3,607	79%
May	1.887	1.380 <sup>71</sup>	22.92	4.005	18.07	3,264	73%
June	2.295	1.148 <sup>72</sup>	16.47	4.9	22	3,086	75%
July	2.2	1.406 <sup>73</sup>	17.95	5.75	22.3	3,820	80%
August	2.112	1.114 <sup>74</sup>	16	4.2	15.1	3,417	84%
September	2.514	1.703	16.35	6.35	14.6	2,707	72%
October	2.46	1.542	16.15	7.95	18.6	3,044	80%
November	1.95	1.320	16.5	7.7	17.9	3,324	77%
December	2.16	1.520	18.3	10.5	17.6	4,222	88%
January 2005	2.10	1.367	12.7	6.7	20.65	5,017	75%
February	2.10	1.431	15.9	8.55	21.2	5,003	84%
March	2.09	1.394	19.7	8.05	20.3	4,894	93%
April	2.14	1.398	18.3	7.6	23.7	5,219	97%
May	2.1	1.308	22.2	4.4	22.5	5,030	93%
June	2.17	1.377	18.9	6.25	18.3	5,137	97%
July	2.17	1.550	19.9	5.9	23.9	4,474	97%
August	2.16	1.504	19.3	5.2	23.8	5,072	96%
September	2.11 <sup>75</sup>	1.609 <sup>76</sup>	17.3 <sup>77</sup>	4.4 <sup>78</sup>	20.9 <sup>79</sup>	4,888 <sup>80</sup>	87%
October	1.91 <sup>81</sup>	1.239 <sup>82</sup>	17.0 <sup>83</sup>	8.6 <sup>84</sup>	18.9 <sup>85</sup>	4,784 <sup>86</sup>	90%
November	1.98 <sup>87</sup>	1.168 <sup>88</sup>	17.3 <sup>89</sup>	8.2 <sup>90</sup>	19.9 <sup>91</sup>	5,526 <sup>92</sup>	88%
December	2.07 <sup>93</sup>	1.250 <sup>94</sup>	20.15 <sup>95</sup>	10.9 <sup>96</sup>	23.6 <sup>97</sup>	5,661 <sup>98</sup>	88%
Stated Goal:	2.5 revised down in February 2005 from 2.8-3.0	N/A	18 revised up in March 2005 from 17.5 in February	19.6 <sup>99</sup> revised up in November 2005 from 12.8 in November	18 revised down from 19.1 in September 2004	4,300 revised up from 4,000 in September 2004	We assume that the maximum supplies as percentage of goal for each category can only reach 100%

**NOTE ON FUEL TABLE:** The ratio of Iraq price to international price is 4.0 for LPG, 3.0 for regular and 6.9 for premium gasoline, 0.7 for kerosene and 1.5 for diesel.<sup>100</sup> Kerosene imports began 5 October, 2003. All previous months cover only production. N/A= Not available. LPG= Liquefied Petroleum Gas.

The statistics for September 2005 are based on incomplete data and represent averages for approximately half of the month.

Above data as of December 14, 2005.

**OIL REVENUE FROM EXPORTS**

<b>Time</b>	<b>Oil revenue (\$ billions)</b>
June 2003	0.2
July	0.36
August	0.44
September	0.73
October	0.89
November	1.21
December	1.26
January 2004	1.26
February	1.10
March	1.61
April	1.50
May	1.36
June	1.28
July	1.40
August	1.24
September	1.75
October	1.99
November	1.25
December	1.44
January 2005	1.49
February	1.34
March	1.99
April	1.83
May	1.57
June	2.03
July	2.47
August	2.63
September	2.74 <sup>101</sup>
October	1.89 <sup>102</sup>
November	1.34 <sup>103</sup>
December	.53 <sup>104</sup>
Total as of December 14, 2005	\$44.3

## ELECTRICITY

Time	Average amount of electricity generated (Megawatts)		Average hours of electricity/day nationwide	Average of mega watt hours (MWH)
	Nation-wide	Baghdad		
Estimated prewar level	3,958	2,500	N/A	95,000
May 2003	500	300	N/A	N/A
June	3,193	707	N/A	N/A
July	3,236	1,082	N/A	N/A
Aug.	3,263	1,283	N/A	72,435
Sept.	3,543	1,229	N/A	75,000
Oct.	3,948	N/A	N/A	79,000
November	3,582	N/A	N/A	70,000
December	3,427	N/A	N/A	72,000
January 2004	3,758	N/A	N/A	79,000
February	4,125	1,307	13	90,000
March	4,040	1,192	16	86,000
April	3,823	1,021	15	78,000
May	3,902	1,053	11	80,000
June	4,293	1,198	10	93,500
July	4,584	N/A	10	100,300
August	4,707	1,440	13	109,900
September	4,467	1,485	13	107,200
October	4,074	1,280	13	99,306
November	3,199	845	13	76,550
December	3,380	N/A	N/A	81,114
January 2005	3,289	985	9	78,925
February	3,611	1,180	8.5	86,675
March	3,627	994	11.8	87,051
April	3,390	854	9	81,350
May	3,712	N/A	8.4	89,088
June	4,153	N/A	9.4	102,525
July	4,446	N/A	12.6	106,713
August	4,049	N/A	12.0	97,165
September	4,159 <sup>105</sup>	N/A	13.5 <sup>106</sup>	101,916 <sup>107</sup>
October	3,685 <sup>108</sup>	N/A	14.3 <sup>109</sup>	88,442 <sup>110</sup>
November*	3,742 <sup>111</sup>	N/A	13.3 <sup>112</sup>	89,800 <sup>113</sup>
December**	3,800 <sup>114</sup>	N/A	12.0 <sup>115</sup>	90,300 <sup>116</sup>
Stated Goal:	6,000 to have been reached by July 1, 2004	2,500 to have been reached by October 2003	N/A	120,000

**NOTE ON ELECTRICITY TABLE:** The demand for electricity ranges from 8,500 to 9,000 MW nationwide.<sup>117</sup>

N/A = Not available

The statistics for September 2005 are based upon incomplete data and represent averages for approximately half of the month.

\*The data for November for the average hours of electricity per day is updated in our source, representing the entire month. The numbers for average amount of electricity generated and average MW hours represents data through the 21<sup>st</sup> of November only.

\*\* The data for December for the average amount of electricity generated and average MW hours is estimated based on the graph relating to electricity in the Iraq Weekly Status Report, *Department of State*, December 7, 14, 2005.

Above data as of December 14, 2005\*.

**GDP ESTIMATES AND PROJECTIONS, 2002-2005<sup>118</sup>**

	2002	2003	2004	2005 p
<b>Population</b>	25.5	26.3	27.1	27.9
<b>Nominal GDP (in USD billion)</b>	20.5	13.6	25.5	29.3
<b>Of which non-oil GDP (%)</b>	32	32	33	37
<b>Real GDP Growth Rate (%)</b>	-7.8	-41.4	46.5	3.7
<b>Per Capita GDP (USD)</b>	802	518	942	1,051
<b>Consumer Price Inflation (annual average)</b>	19	34	32	20

**GDP: LONGER TERM PROJECTIONS, 2006-2010<sup>119</sup>**

	2006	2007	2008	2009	2010
	<i>Revised Projections</i>				
<b>Real GDP (% change)</b>	16.8	13.6	12.5	7.8	7.2
<b>Domestic Consumer Price Inflation (year on year)</b>	12.0	10.0	8.0	7.0	5.0

**NATIONWIDE UNEMPLOYMENT RATE SINCE MAY, 2003**

Month	Unemployment rate nation-wide
May 2003	N/A
June	50 - 60%
July	N/A
August	50-60%
September	N/A
October	40 - 50%
November	N/A
December	45-55%
January 2004	30 - 45%
February	30 - 45%
March	30- 45%
April	30 - 45%
May	30-45%
June	30-40%
July	30-40%
August	30-40%
September	30-40%
October	30-40%
November	30-40%
December	28-40%
January 2005	27-40%
February	27-40%
March	27-40%
April	27-40%
May	27-40%
June	27-40%
July	27-40%
August	27-40%
September	27-40%
October	27-40%
November	25-40%

**NOTE ON NATIONWIDE UNEMPLOYMENT TABLE:** Estimates of Iraq's unemployment rate varies, but we estimate it to be between 28-40%. The CPA has referred to a 25% unemployment rate, the Iraqi Ministry of Planning mentioned a 30% unemployment rate, whereas the Iraqi Ministry of Social Affairs claims it to be 48%. "Reconstructing Iraq," *International Crisis Group*, Report, September 2, 2004, p. 16, footnote 157. There is an inherent difficulty in measuring the Iraqi rate of unemployment over time. Because recent estimates are likely to be more accurate than older ones, but also higher, this means that despite an improvement in the economic situation nationwide, the numbers give the impression that it is getting worse. Considering the increase in entrepreneurial activity after the end of the war, we have for the purposes of this database assumed that there has been an improvement in unemployment levels, and hence weighted information supporting such a conclusion heavier than contradictory data reports. N/A= Not available

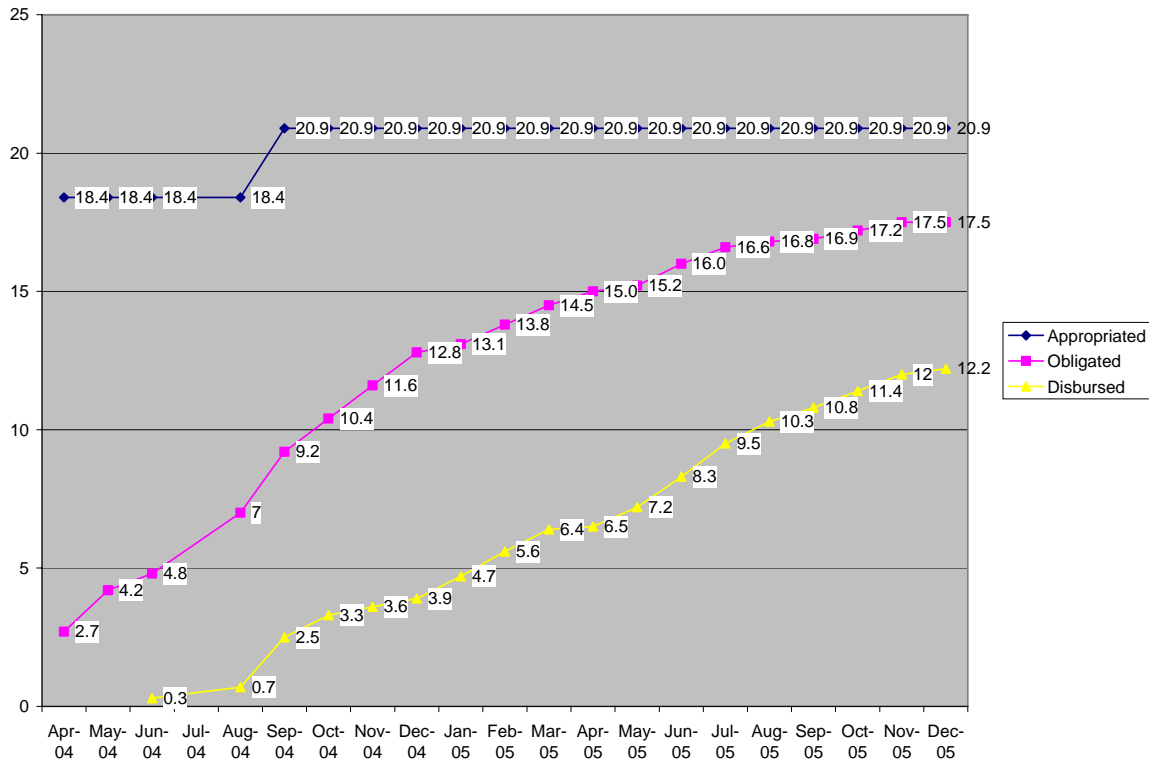
**WORLD BANK ESTIMATE OF IRAQ RECONSTRUCTION NEEDS**

Category	Millions of dollars		
	2004	2005-2007	Total
Government Institutions, Civil Society, Rule of Law & Media	99	288	387
Health, Education, Employment Creation	1,880	5,310	7,190
Infrastructure	5,836	18,368	24,204
Agriculture and Water Resources	1,230	1,797	3,027
Private Sector Development	176	601	777
Mine Action	80	154	234
<b>Total</b>	<b>9,301</b>	<b>26,518</b>	<b>35,819</b>

**C.P.A.-ESTIMATED NEEDS IN SECTORS NOT COVERED BY THE UN/WORLD BANK ASSESSMENT**

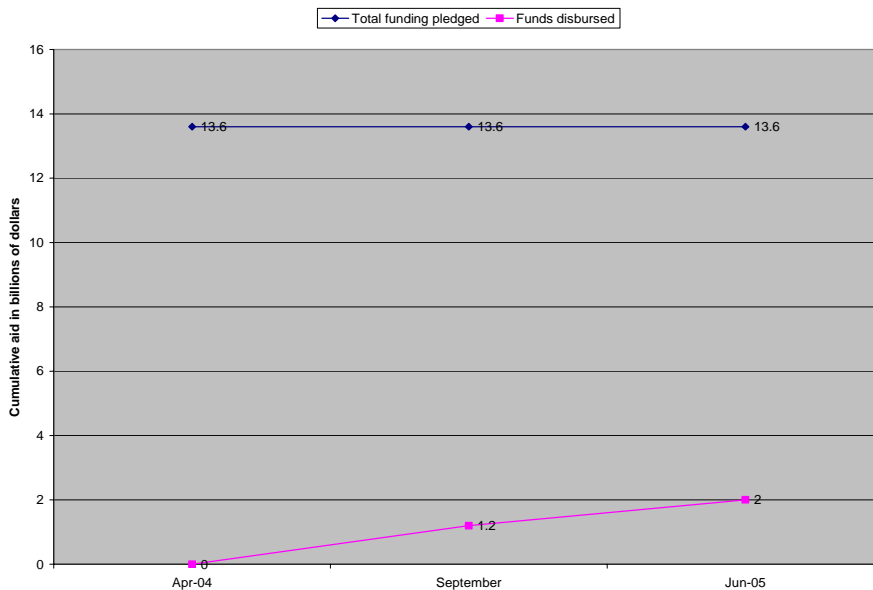
Category	Millions of dollars		
	2004	2005-2007	Total
Security and Police	5,000	-	5,000
Oil	2,000	6,000	8,000
Culture	140	800	940
Environment	500	3,000	3,500
Human rights	200	600	800
Foreign Affairs	100	100	200
Religious Affairs	100	200	300
Science and Technology	100	300	400
Youth and Sport	100	200	300
<b>Total of CPA estimates</b>	<b>8,240</b>	<b>11,200</b>	<b>19,440</b>

**AMERICAN AID APPROPRIATED, OBLIGATED AND DISBURSED TOWARDS THE IRAQ RELIEF AND RECONSTRUCTION FUND (IRRF I & II)<sup>120</sup>**



**NOTE:** An 'appropriation' is defined as a plan, approved by the Office of Management and Budget, to spend resources provided by law. *Quarterly Update to Congress: 2207 Report*, October 2004. An 'obligation' can be defined as "a definite commitment which creates a legal liability of the Government for the payment of appropriated funds for goods and services ordered or received." GAO/OGC-91-5: *Principles of Federal Appropriations Law*, Office of the General Council, July 1991. A 'disbursement' is an actual payment (check goes out the door) for goods/services received. *GAO-04-902 R: Rebuilding Iraq*, General Accounting Office, June 2004.

## NON-AMERICAN AID PLEDGED AND DISBURSED TOWARDS IRAQI RECONSTRUCTION<sup>121</sup>



## ESTIMATED EXTERNAL DEBT STOCK, 2004-10<sup>122</sup>

In billions of US dollars

		2004		2005	2006	2007	2008	2009	2010
		Before Debt Reduction <sup>A</sup>	After Debt Reduction <sup>B</sup>						
Without the 2nd and 3rd stage of debt reduction <sup>C</sup>	Paris Club creditors	36.6	23.8	25.0	26.3	27.6	28.8	29.9	30.6
	Non Paris Club creditors	76.4	53.5	56.2	59.0	61.9	64.7	67.1	68.6
	Multi-lateral Creditors <sup>D</sup>	0.6	0.9	0.9	1.0	1.3	1.7	2.4	3.4
	Total Debt	113.6	78.2	82.0	86.3	90.8	95.2	99.4	102.6
	Total Debt (% GDP)	444.9	306.2	279.8	221.2	200.9	185.3	179.6	170.1
	Total Debt Service <sup>E</sup>	...	0.0	0.0	0.0	0.0	0.7	1.6	2.7
With 2nd and 3rd stage of debt reduction <sup>F</sup>	Total Debt	113.6	78.2	51.1	53.5	56.3	31.0	32.9	34.1
	Total Debt (% GDP)	444.9	306.2	174.3	137.2	124.6	60.3	59.4	56.6
	Total Debt Service <sup>E</sup>	...	0.0	0.0	0.0	0.0	0.6	0.8	1.1

### NOTES ON IRAQ: ESTIMATED EXTERNAL DEBT STOCK TABLE:

- A) Some debt has been reconciled, and the amount of reconciled debt is less than the initial claim. As a result, the estimates of debt outstanding prior to debt reduction are lower than those in the 2004 EPCA staff report.
- B) Assumes comparable debt reduction to all external debt.
- C) The projection assumes the deferral of payments of principal and most interests until 2011.
- D) The projection includes new debt. Iraq cleared its arrears to the Fund and the Bank in 2004.
- E) Debt service is actual amount paid (not accrued), excluding repayment of arrears.
- F) Assumes no additional debt other than a larger disbursement of Fund credit.

**HOW REVENUES ARE SPENT<sup>123</sup>**

<i>Receiving Party</i>	<i>Approximate Amount</i>	<i>Percentage of Total</i>
Oil Ministry	\$ 3 billion +	14%
Kurdistan*	\$ 3.6 billion	17%
Food and Fuel Subsidies**	\$ 8 billion	38%
Defense, Health, Interior, Education, Electricity, Other	\$6.5 billion	31%

**NOTE ON HOW REVENUES ARE SPENT TABLE:**

\*Under the current system of government, Iraqi Kurdistan spends this money according to its priorities.

\*\* If electricity subsidies are added to food and fuel subsidies, the combined category may amount to more than half of Iraq's GDP.

**BALANCE OF PAYMENTS: EXPORTS 2004 – 2010<sup>124</sup>**

	2004	2005	2006	2007	2008	2009	2010
	<i>Estimated</i>	<i>Revenues Projected</i>	<i>Revised Projections</i>				
<b>Total Exports</b>	17,782	19,016	27,273	31,892	36,094	38,128	40,600
Crude Oil	17,329	18,410	26,609	31,194	35,359	37,498	39,939
Other Exports	452	606	665	698	735	627	662
Percent from oil	97%	97%	98%	98%	98%	98%	98%

**INFLATION<sup>125</sup>**

Time	Inflation
2003	36%
2004	32%
2005	20%

**OTHER ECONOMIC INDICATORS**

Foreign banks granted licenses that have started operations in Iraq <sup>126</sup>	0
Percent of Iraq's export earnings from oil <sup>127</sup>	98% (~ \$21 billion)
Oil Export Peak <sup>128</sup>	April 2004, 1.8 million barrels per day (2005 average is 1.4 million bpd)
Cost of Imported Gasoline <sup>129</sup>	30-35 cents per liter
Domestic Price of Gasoline	1.5 cents per liter

**TRAINED JUDGES**

Time	Number of trained judges
May 2003	0
June 2004	175
May 2005	351
October 2005	351 <sup>130</sup>

**NOTE ON TRAINED JUDGES CHART:** All provincial courts are now operational and there exist 99 trained judicial investigators. 135 of 869 judges were removed because of substantial evidence of corruption or Ba'ath Party affiliation.<sup>131</sup>

**FELONY CASES RESOLVED IN IRAQI COURTS<sup>132</sup>**

2003	4,000
2004	8,000
2005	On track for over 10,000

**RELATIVE AMOUNT OF CAR TRAFFIC**

Relative amount of car traffic (Prewar level 1.0)	
July 2003	1.0
January 2004	2.0
July 2004	3.0
January 2005	5.0



**TYPICAL LENGTH OF GASOLINE LINES**

Typical Length of Gasoline Line (hours)	
July 2003	0.1
January 2004	0.5
July 2004	1.0
January 2005	1.0
May 2005	1.0 <sup>133</sup>

**NUMBER OF REGISTERED CARS<sup>134</sup>**

Pre-War	1.5 million
October 2005	3.1 million

**TELEPHONE SUBSCRIBERS**

Time	Telephone subscribers
Estimated prewar level	833,000
September	600,000
December	600,000
January 2004	600,000
February	900,000
March	984,225
April	1,095,000
May	1,220,000
June	1,200,000
July	N/A
August	1,463,148
September	1,579,457
October	1,753,000
November	2,135,000
December	2,152,000
January 2005	2,449,139
February	2,569,110
March	2,982,115
April	3,172,771
May	~3,450,000
June	3,801,822
July	~4,100,000
August	4,590,398 <sup>135</sup>
Previous goal (Jan. 2004)	1,100,000

**NOTE ON TELEPHONE SUBSCRIBERS TABLE:** The estimated pre-war level represents only land telephone lines, as Iraq had no nationwide cellular network. Post-war data includes landlines and cellular subscribers.

**INTERNET SUBSCRIBERS**

Time	Internet subscribers (does not include unregulated users of Internet cafes)
Estimated prewar level	4,500
September 2003	4,900
January-April 2004	N/A
May	54,000
June	59,000
July	73,000
August	87,000
September	95,000
October	102,978
November	110,000
January 2005	124,293
March 2005	147,076

**MEDIA<sup>136</sup>**

Time	Commercial TV stations	Commercial radio stations	Independent newspapers and magazines
Prewar	0	0	0
May 2003	0	0	8
June 2004	13	74	150
January 2005	10	51	100
March 2005	N/A	N/A	200
April 2005	24	80	170
May 2005	23	80	170
July 2005	29 <sup>137</sup>	N/A	170 <sup>138</sup>
October 2005 <sup>139</sup>	44	72	Over 100

**HEALTH INDICATORS<sup>140</sup>**

Eligible children vaccinated against measles, mumps and rubella	5 million (70%)
Eligible children vaccinated against polio	3 million (42%)
Repaired health clinics	110
Trained health care "trainers"	700
Equipment kits for health care centers delivered	563

**SOCIAL INDICATORS 1998 - 2004<sup>141</sup>**

Life expectancy at birth	61 (Middle East and North Africa average is 69)
Infant Mortality (under 1 year)	102 per 1,000 live births (ME and NA average is 37, sub-Saharan Africa is 105)
Child Mortality (under 5 years)	115 per 1,000 live births (Jordan is 33, Yemen 107)
Child Malnutrition	12% of children under five (statistic for ME and NA unavailable)
Population	2.8% Average annual growth, 1998-2004
Labor Force	2.4% Average annual growth, 1998-2004

**PUBLIC SERVICES<sup>142</sup>**

Percentage of houses with access to electricity grid	98%
Percentage of homes with access to piped water	78%
Water treatment facilities rehabilitated	22
Capability of serving potable water	3.1 million additional people since fall of Saddam Hussein
Percentage of homes connected to sewer system	37% In Baghdad: 80% Outside Baghdad: "less than 10%", <sup>143</sup>

NOTE: Approximately 67% of Iraq's population of 27.1 billion lives in an urban environment. <sup>144</sup>

**EDUCATION INDICATORS 1998 - 2004<sup>145</sup>**

Literacy	Overall (Ages 15 +): 65%	In Youth (Ages 15-24): 74%
Primary School Enrollment	Net: 79% (93% in Jordan, 96% in Syria)	
	Gross: 99% (95% in ME and NA)	
Average Monthly Teacher Salaries <sup>146</sup>	Males: 109%	Females: 89%
	Before New Government: \$2	After New Government: \$100

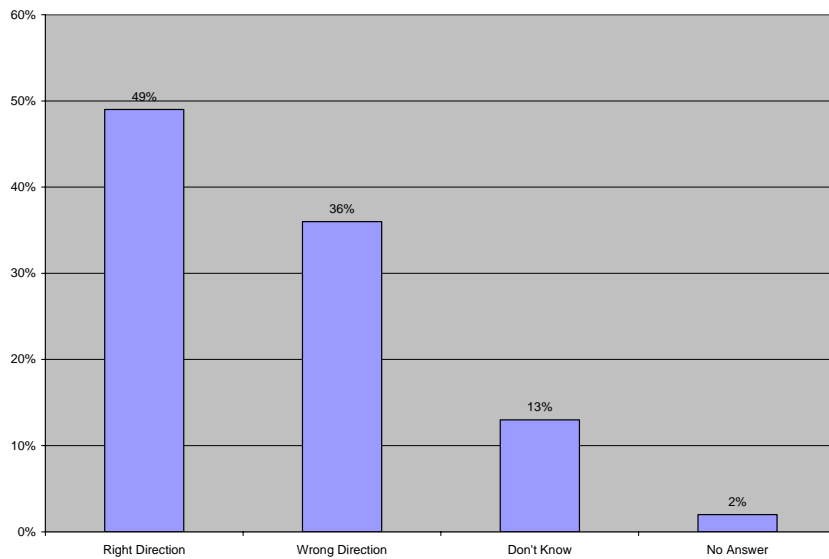
**PRIMARY SCHOOL ENROLLMENT**

Year	Children enrolled in primary school
2000	3.6 million
2003/2004	4.3 million

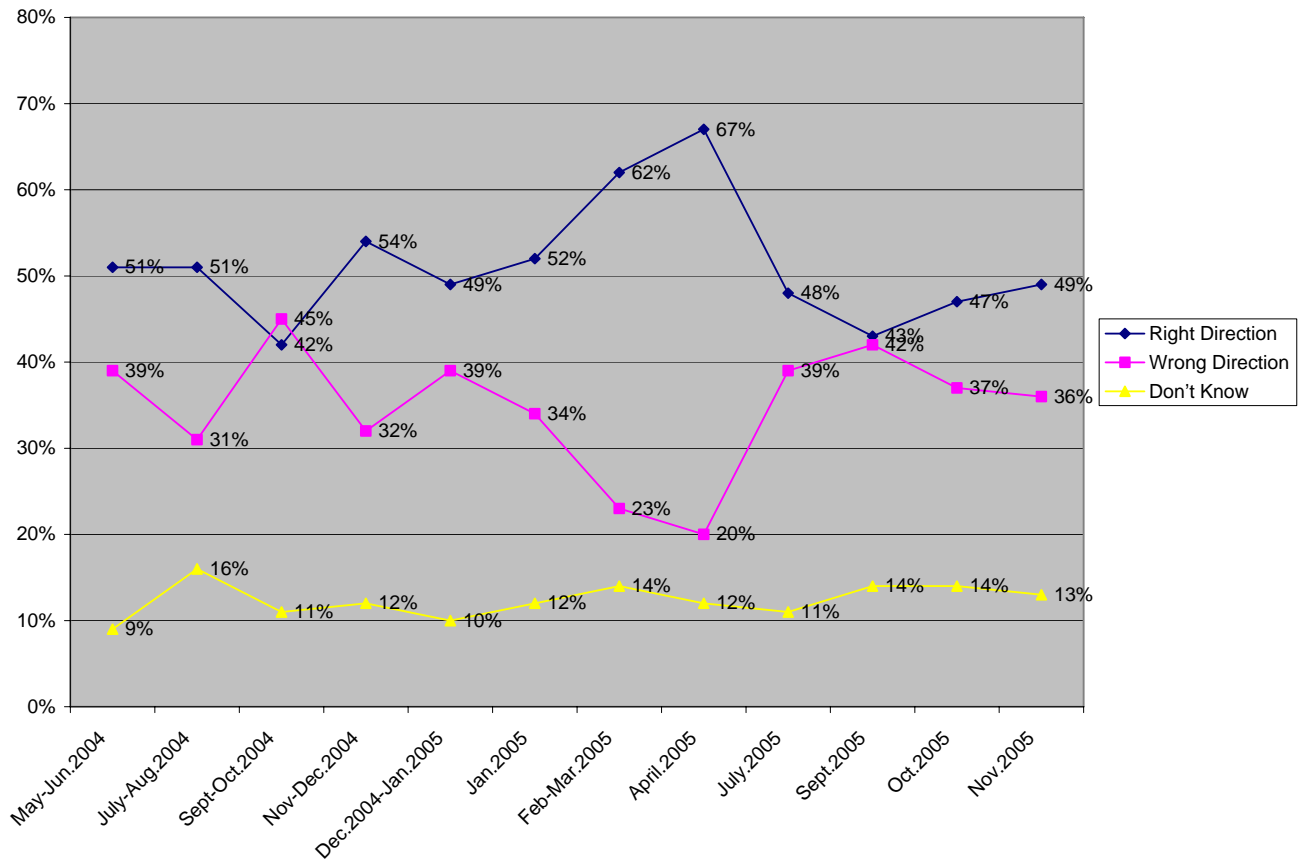
# POLLING/POLITICS

*NOVEMBER 1 – 11, 2005: INTERNATIONAL REPUBLICAN INSTITUTE*

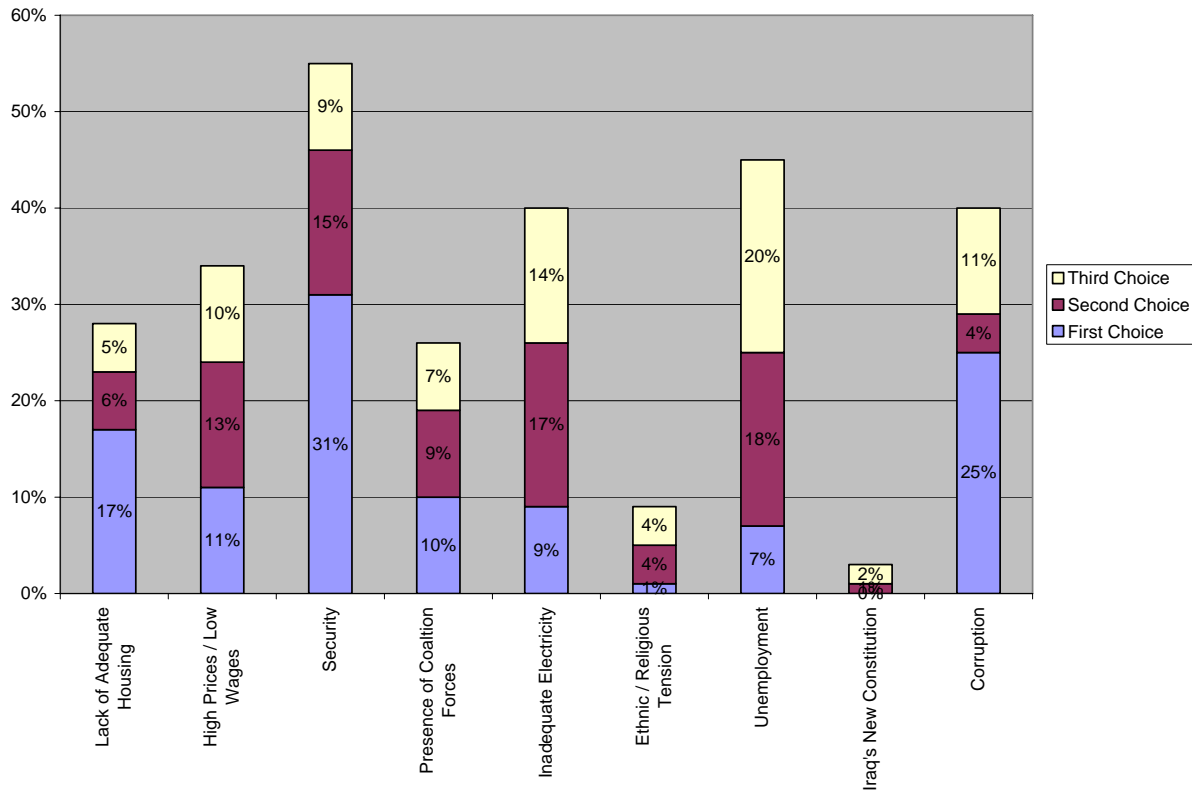
## QUESTION TO IRAQIS: DO YOU THINK THAT IRAQ TODAY IS GENERALLY HEADED IN THE RIGHT OR WRONG DIRECTION?



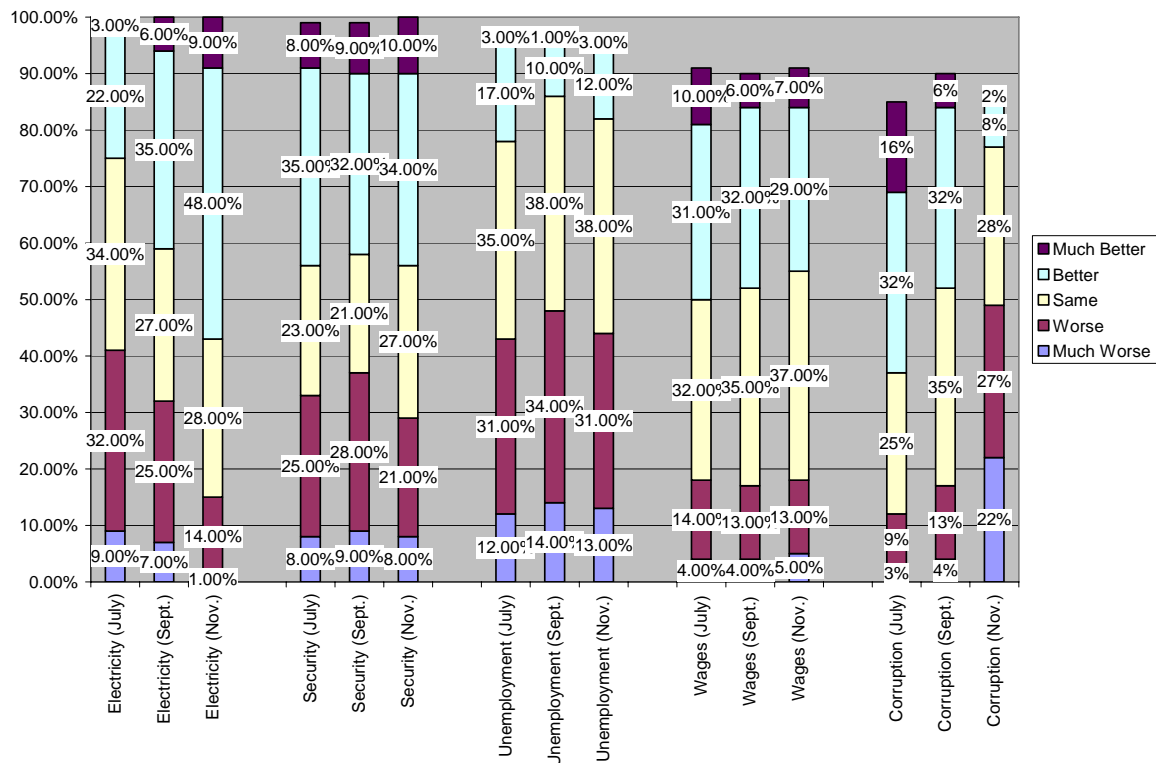
## TRENDS FOR QUESTION: DO YOU THINK IRAQ TODAY IS GENERALLY HEADED IN THE RIGHT OR WRONG DIRECTION? (MAY 27, 2004 – NOVEMBER 11, 2005)



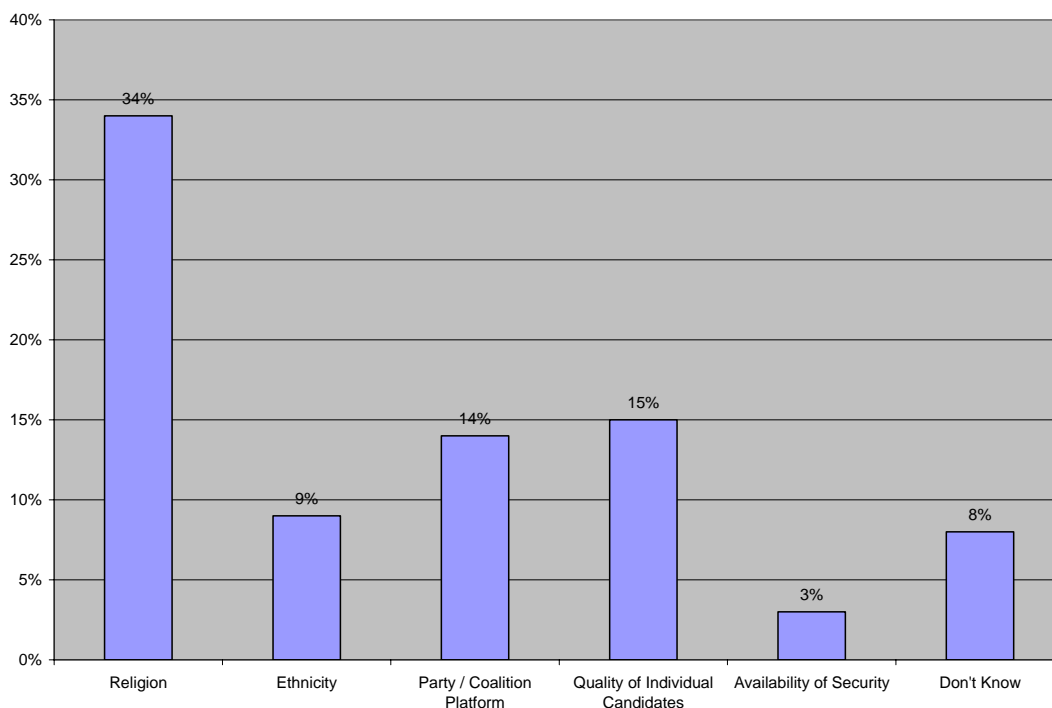
**QUESTION TO IRAQIS: WHAT THREE ISSUES OR CONCERNS DO YOU FEEL MOST IMPACT YOUR DAILY LIFE OR FAMILY?**



**QUESTION TO IRAQIS: FOR EACH OF THE FOLLOWING ISSUES, PLEASE TELL ME WHETHER YOU FEEL THAT THE SITUATION HAS GOTTEN BETTER, WORSE, OR STAYED THE SAME OVER THE LAST THREE MONTHS**



**QUESTION TO IRAQIS: WHAT FACTOR WILL HAVE THE GREATEST INFLUENCE ON YOUR VOTE IN THE DECEMBER ELECTIONS?**

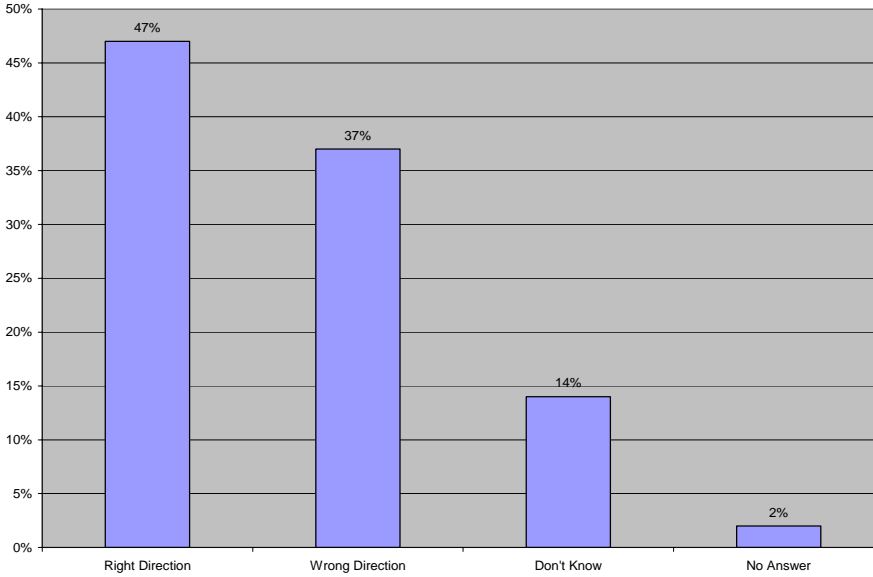


***OCTOBER – NOVEMBER, 2005: TIME-ABC NEWS POLL<sup>147</sup>***

Question	Iraq	Kurdish Area	Shi'ite Area	Baghdad Area	Sunni Area
Life is better since the war	51%	73%	59%	59%	25%
The US was right to invade Iraq	46%	80%	58%	47%	16%
I feel very safe in my neighborhood	63%	91%	82%	70%	21%
I approve of the new Constitution	70%	88%	85%	79%	36%
I oppose Coalition Forces	64%	22%	59%	72%	85%

Who is responsible for improvement in the security situation (for those who saw a better security situation)	Iraqi police: 28% Government: 22% Iraqi Army: 12% Security Forces: 10%
Do you support or oppose the presence of Coalition Forces in Iraq?	Strongly support: 13% Somewhat support: 19% Somewhat oppose: 21% Strongly oppose: 44%
When should Coalition Forces leave Iraq?	When security is restored: 31% Now: 26% After a new government is in place: 19% When Iraqi Security Forces are ready: 16%
Dealing with the members of the Saddam Hussein regime is "no priority at all"	63%

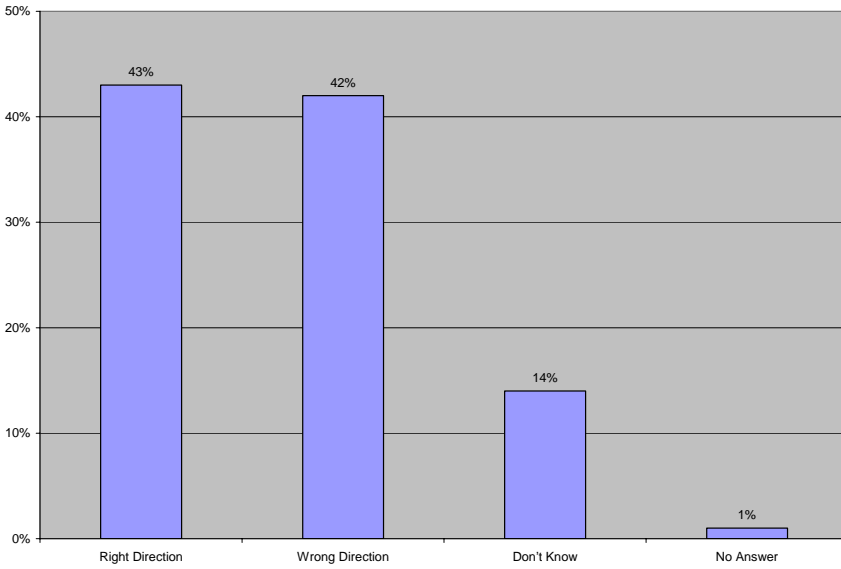
**QUESTION TO IRAQIS: DO YOU THINK THAT IRAQ TODAY IS GENERALLY HEADED IN THE RIGHT OR WRONG DIRECTION?**



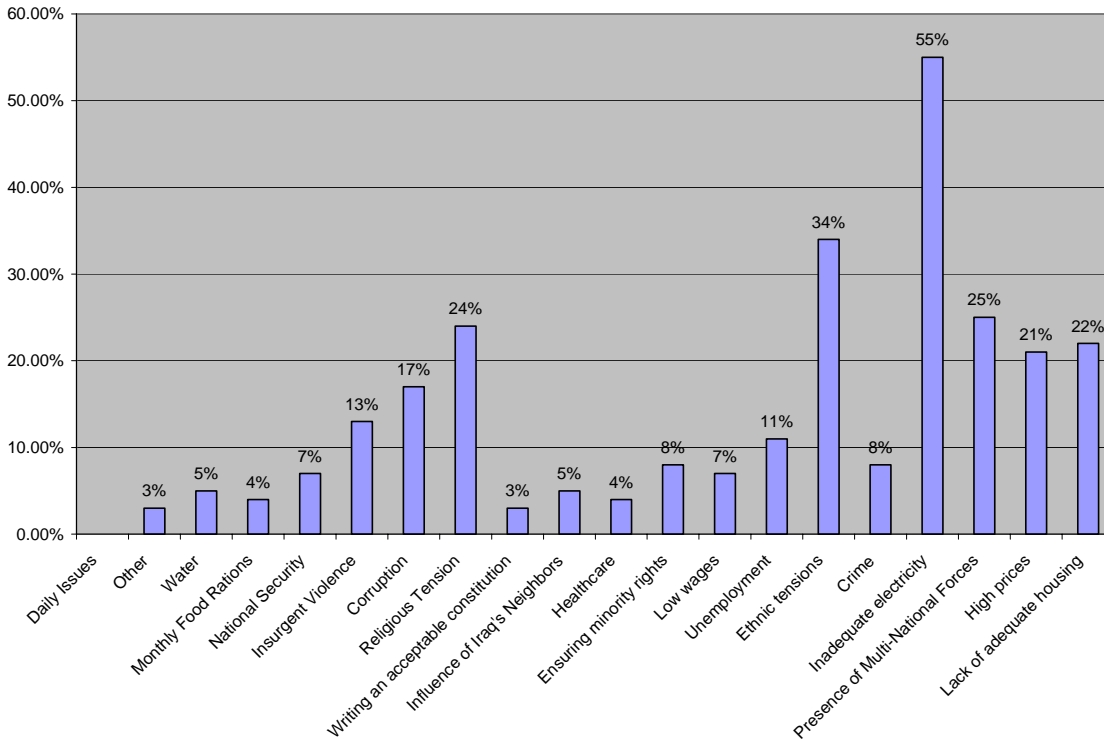
***BRITISH MINISTRY OF DEFENCE POLL: AUGUST 2005<sup>148</sup>***

Iraqis who believe attacks against British and American troops are justified	45% (65% in Maysan province)
Iraqis “strongly opposed” to presence of Coalition troops	82%
Iraqis who believe coalition forces are responsible for any improvement in security	<1%
Iraqis who feel less secure because of the occupation	67%
Iraqis who believe conditions for peace and stability have worsened	43%
Iraqis who do not have confidence in multi-national forces	72%
Iraqis who rarely have safe, clean, water	71%
Iraqis who never have enough electricity	47%
Iraqis whose sewage system rarely works	70%
Southern Iraqis unemployed	40%

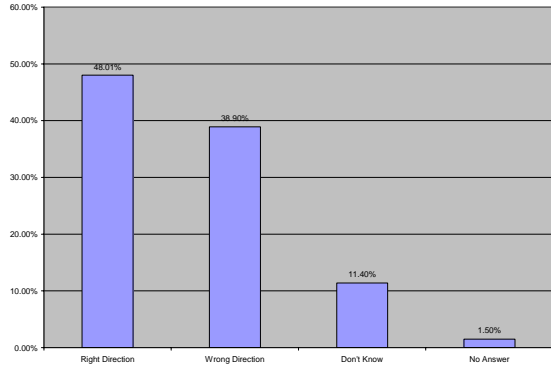
**QUESTION TO IRAQIS: DO YOU THINK THAT IRAQ TODAY IS GENERALLY HEADED IN THE RIGHT OR WRONG DIRECTION?**



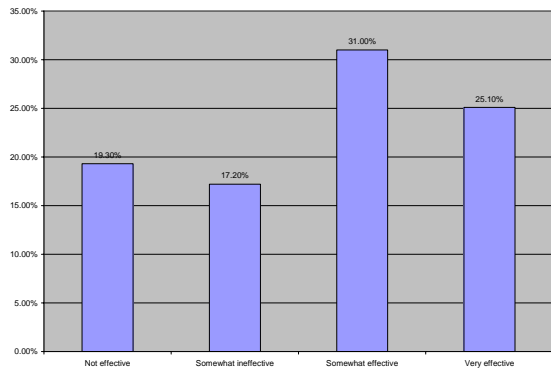
**QUESTION TO IRAQIS: THINKING ABOUT THE SITUATION IN IRAQ, WHAT THREE ISSUES OR CONCERNS DO YOU FEEL MOST IMPACT YOUR DAILY LIFE OR FAMILY?**



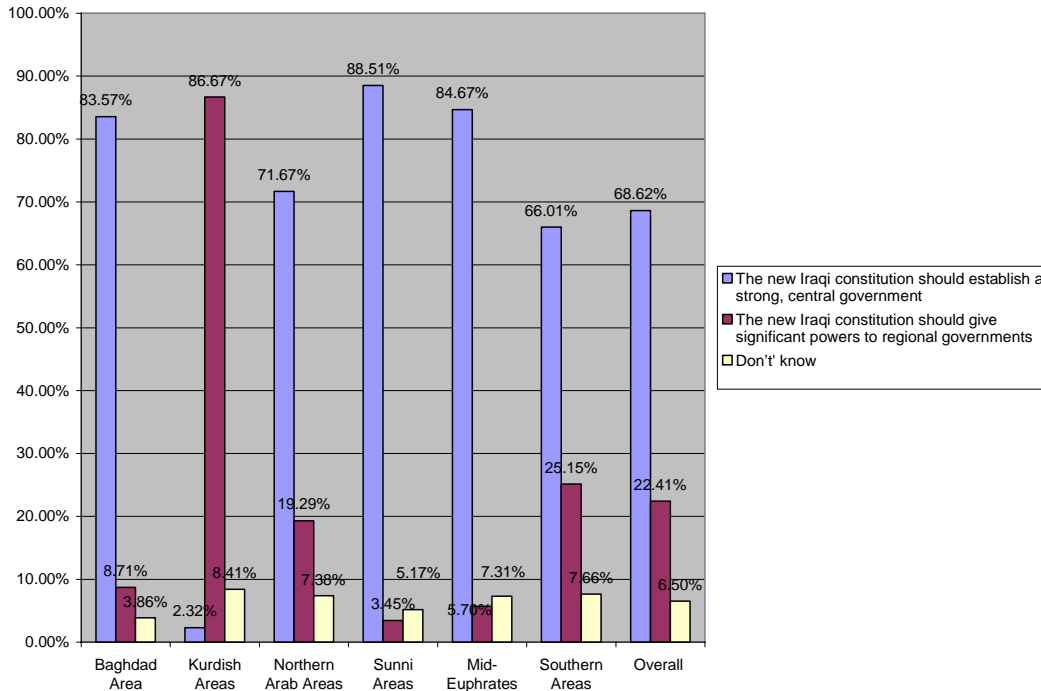
**QUESTION TO IRAQIS: DO YOU THINK THAT IRAQ TODAY IS GENERALLY HEADED IN THE RIGHT OR WRONG DIRECTION?**



**QUESTION TO IRAQIS: WHAT LEVEL OF EFFECTIVENESS DO YOU HAVE IN PRIME MINISTER IBRAHIM JAFFARI ?**

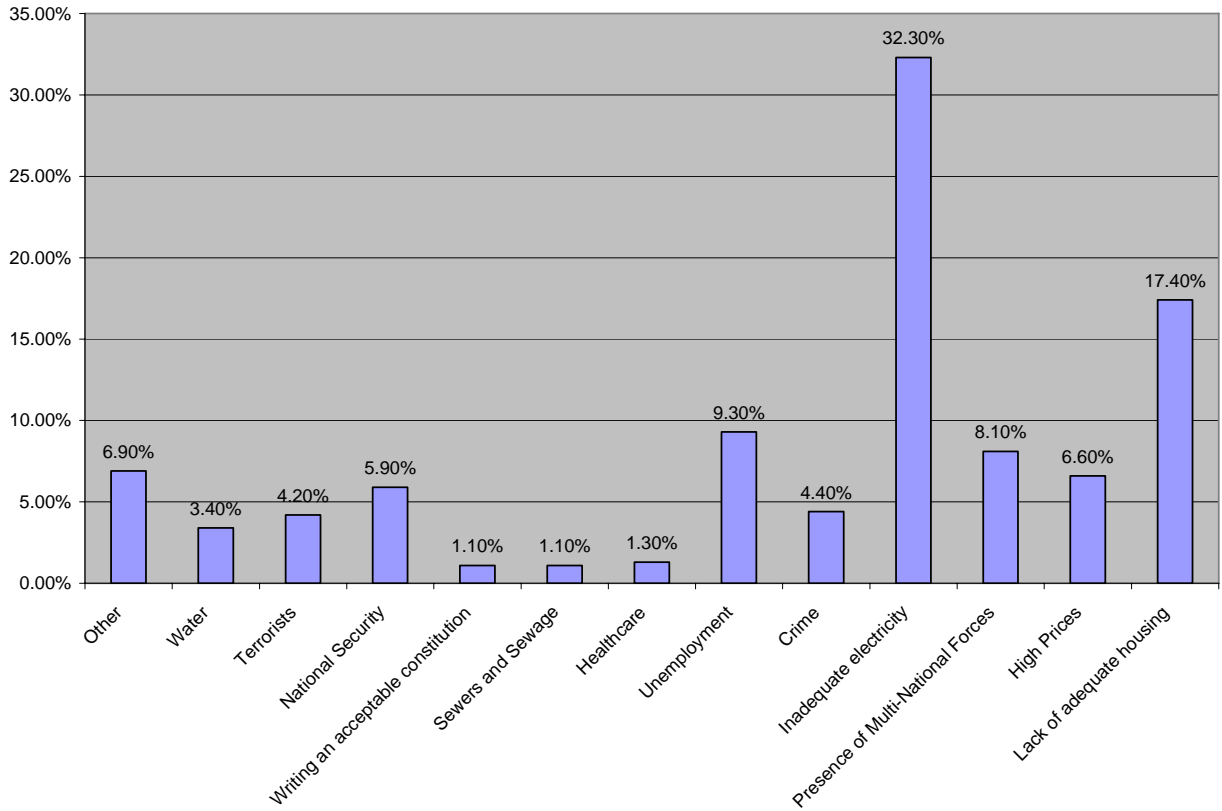


**QUESTION TO IRAQIS: PLEASE TELL ME IN YOUR OPINION WHICH YOU WOULD PREFER TO HAVE AS PART OF A NEW IRAQI CONSTITUTION:**

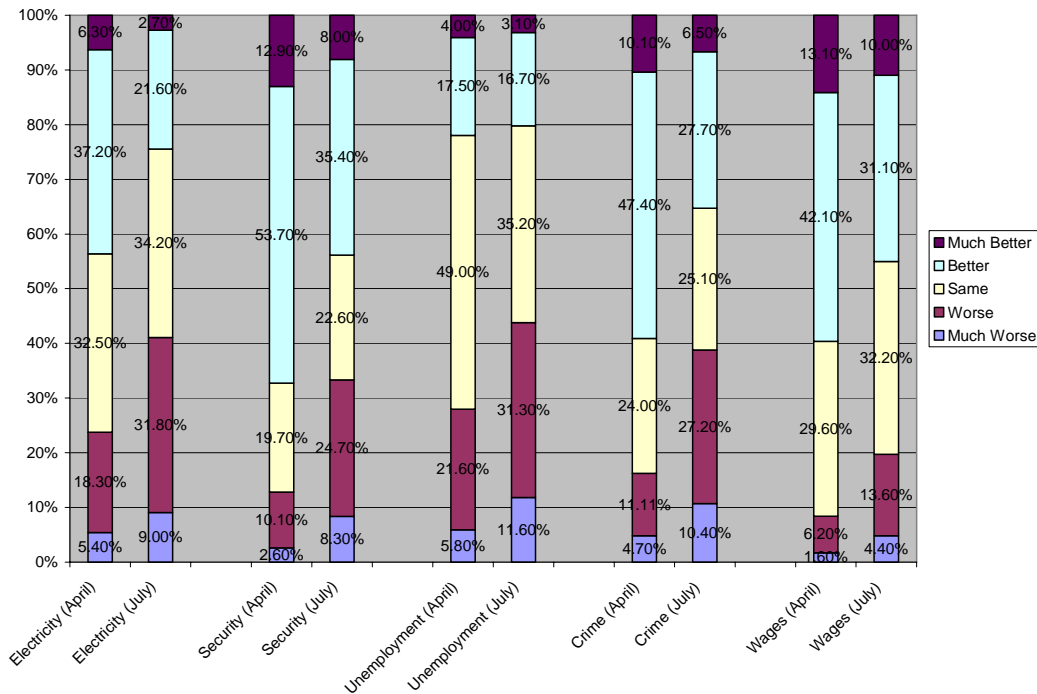




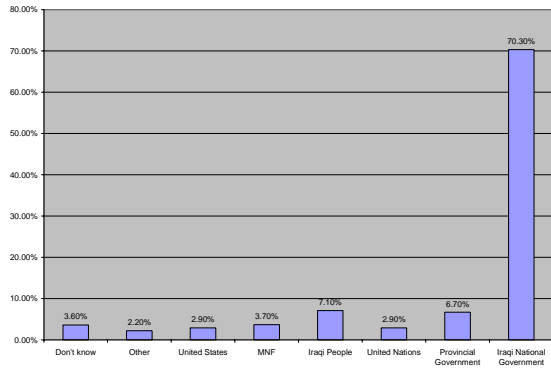
**QUESTION TO IRAQIS: THINKING ABOUT THE SITUATION IN IRAQ, WHAT THREE ISSUES OR CONCERNS DO YOU FEEL MOST IMPACT YOUR DAILY LIFE OR FAMILY?**



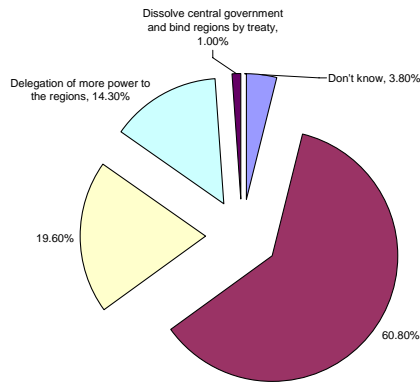
**QUESTION TO IRAQIS: FOR EACH OF THE FOLLOWING ISSUES, PLEASE TELL ME WHETHER YOU FEEL THAT THE SITUATION HAS GOTTEN BETTER, WORSE OR STAYED THE SAME OVER THE LAST THREE MONTHS:**



**QUESTION TO IRAQIS: OF THE ISSUES YOU NAMED, WHO DO YOU BELIEVE IS MOST RESPONSIBLE FOR ADDRESSING THE NEEDS OF THE IRAQI PEOPLE?**

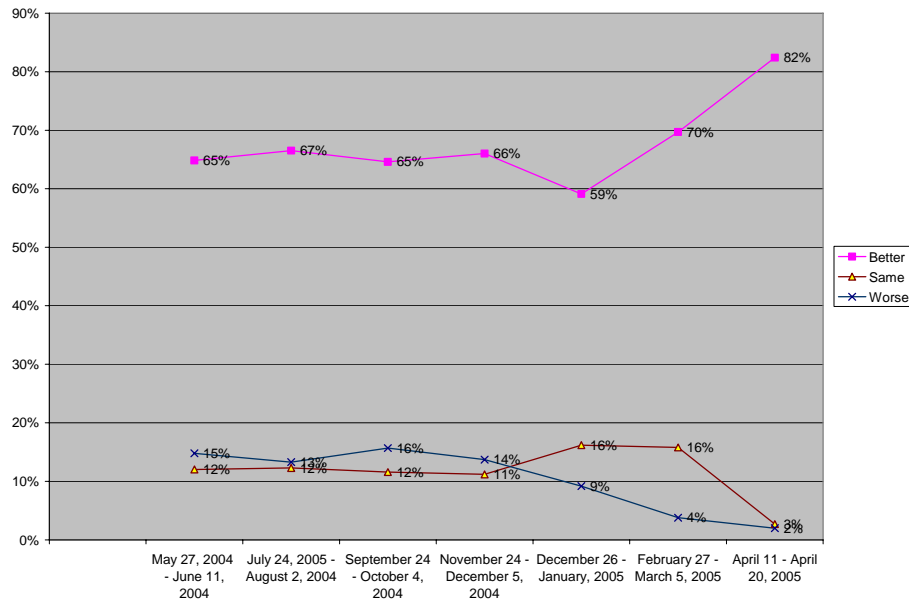


**QUESTION TO IRAQIS: THINKING ABOUT THOSE ISSUES THAT CONCERN YOU MOST, WHICH OF THE FOLLOWING TYPES OF GOVERNMENT DO YOU THINK WOULD BEST SERVE YOUR INTERESTS?**



***MAY 27, 2004 – APRIL 20, 2005: INTERNATIONAL REPUBLICAN INSTITUTE***

**QUESTION TO IRAQIS: HOW DO YOU THINK YOUR LIFE WILL BE A YEAR FROM NOW?**



**2-11 FEBRUARY 2005: AMERICAN MILITARY<sup>149</sup>**  
*(90% of sample from Baghdad, 10% from Mahmoudiya, Istiqlal, and Taji)*

**SUPPORT FOR VIOLENCE TOWARDS POLITICAL ENDS, AGAINST IRAQI SECURITY FORCES, AND IRAQI INFRASTRUCTURE**

Time	Do you support...		
	...the use of violence towards political ends?	...attacks against Iraqi security forces?	...attacks against Iraqi infrastructure?
August 2004 (Urban only)	Yes: 9% No: 89% Don't know: 1%	Yes: 6% No: 91% Don't know: 3%	Yes: 6% No: 91% Don't know: 3%
February 2005 (Urban only)	Yes: 4% No: 93% Don't know: 3%	Yes: 2% No: 96% Don't know: 2%	Yes: 4% No: 93% Don't know: 3%

**WHO CAN IMPROVE THE SITUATION IN IRAQ:  
IRAQI SECURITY FORCES, U.S. MILITARY FORCES OR THE ARMED NATIONAL OPPOSITION?**

Time	How would you rate your confidence in...		
	... the <i>Iraqi National Guard</i> improving the situation in Iraq?	... <i>U.S. military forces</i> improving the situation in Iraq?	... the <i>armed national opposition</i> improving the situation in Iraq?
August 2004 (Urban only)	A great deal/Quite a lot: 74% Not very much/None at all: 15% Don't know: 11%	A great deal/Quite a lot: 8% Not very much/None at all: 86% Don't know: 6%	A great deal/Quite a lot: 32% Not very much/None at all: 55% Don't know: 13%
February 2005 (Urban only)	A great deal/Quite a lot: 76% Not very much/None at all: 17% Don't know: 7%	A great deal/Quite a lot: 15% Not very much/None at all: 76% Don't know: 9%	A great deal/Quite a lot: 20% Not very much/None at all: 51% Don't know: 29%

**SUPPORT FOR/OPPOSITION TO THE COALITION**

Time	How much do you support or oppose the presence of Coalition Forces in Iraq?
August 2004	Support: 17% Oppose: 77% Don't know: 6%
February 2005 (Urban only)	Support: 23% Oppose: 71% Don't know: 6%

**SATISFACTION WITH LOCAL GOVERNMENT AND ACCESS TO UTILITIES**

Time	How satisfied are you with the local government?	How satisfied are you with the availability of electricity in your neighborhood?	Do you have water service in your home?
August 2004 (Urban only)	Satisfied: 34% Dissatisfied: 63%	Satisfied: 7% Dissatisfied: 92%	Yes: 70% No: 29%
February 2005 (Urban only)	Satisfied: 28% Dissatisfied: 70%	Satisfied: 4% Dissatisfied: 96%	Yes: 79% No: 20%

**APRIL 11-APRIL 20, 2005: INTERNATIONAL REPUBLICAN INSTITUTE**

**IRAQI TRANSITIONAL GOVERNMENT REPRESENTATIVE OF IRAQI PEOPLE**

Do you feel that the new Iraqi Transitional Government is representative of the Iraqi people as a whole?	Very representative: 35.5% Generally representative: 37.3% Not all are represented: 14.7% Not at all representative: 4% Don't know: 7.5%
--	--

**ETHNO-RELIGIOUS COMPOSITION OF THE IRAQI GOVERNMENT (MID-2005)**

**COMPOSITION OF IRAQI GOVERNMENT**

		<b>Ethno-religious group (gender)</b>	<b>Ethno-religious group (gender)</b>
		<b>Interim government (Allawi)</b>	<b>Transitional government (Jafari)</b>
<b>Presidency</b>	President	<i>Sunni</i> (M)	<i>Kurd</i> (M)
	Deputy President	Shiite (M)	Shiite (M)
	Deputy President	<i>Kurd</i> (M)	<i>Sunni</i> (M)
<b>Prime Minister</b>	Prime Minister	Shiite (M)	Shiite (M)
	Deputy Prime Minister	<i>Kurd</i> (M)	<i>Kurd</i> (M)
	Deputy Prime Minister	Position did not exist	Shiite (M)
	Deputy Prime Minister	Position did not exist	<i>Sunni</i> (M/F)
	Deputy Prime Minister	Position did not exist	<i>Turkman</i> (M/F)
<b>Key Ministers</b>	Defense	Shiite (M)	<i>Sunni</i> (M)
	Electricity	<i>Sunni</i> (M)	Shiite (M)
	Finance	Shiite (M)	Shiite (M)
	Foreign Affairs	<i>Kurd</i> (M)	<i>Kurd</i> (M)
	Interior	<i>Sunni</i> (M)	Shiite (M)
	Justice	Shiite (M)	Shiite (M)
	Oil	Shiite (M)	Shiite (M)
<b>Ministers of State</b>	National Assembly	Position did not exist	Shiite (M)
	National Security	Position did not exist	Shiite (M)
	Provinces	Shiite (M)	Shiite (M)
	Women	<i>Kurd</i> (F)	<i>Sunni</i> (F)
<b>Other Ministers</b>	Agriculture	Shiite (F)	Shiite (M)
	Civil Society	Position did not exist	Shiite (M)
	Communications	Shiite (M)	<i>Kurd</i> (F)
	Culture	Shiite (M)	<i>Sunni</i> (M)
	Displacement and Migration	<i>Christian</i> (F)	Shiite (F)
	Education	Shiite (M)	Shiite (M)
	Environment	Shiite (F)	<i>Kurd</i> (F)
	Health	Shiite (M)	Shiite (M)
	Higher Education	Shiite (M)	Shiite (M)
	Housing and Reconstruction	<i>Sunni</i> (M)	Shiite (M)
	Human Rights	<i>Kurd</i> (M)	<i>Sunni</i> (M)
	Industry and Minerals	<i>Sunni</i> (M)	<i>Sunni</i> (M)
	Labor and Social Affairs	Shiite (F)	<i>Kurd</i> (M)
	Planning	Shiite (F)	<i>Kurd</i> (M)
	Public Works	<i>Kurd</i> (F)	<i>Kurd</i> (F)
	Science and Technology	<i>Turkmen</i> (M)	<i>Christian</i> (F)
	Tourism and Antiquities	Position did not exist	<i>Sunni</i> (M)
	Trade	<i>Sunni</i> (M)	<i>Kurd</i> (M)
	Transportation	Shiite (M)	Shiite (M)
	Water Resources	<i>Kurd</i> (M)	<i>Kurd</i> (M)
	Youth and Sport	Shiite (M)	Shiite (M)

**IRAQI JANUARY 2005 VOTER TURNOUT & ELECTION RESULTS**

Voter turnout	Election results
8.46 million (58% of the eligible population)	United Iraqi Alliance (Shiite): 48% Kurdish Alliance: 26% Allawi's Iraqi List : 14%

**JANUARY 19 – JANUARY 23, 2005: ABU DHABI TV/ZOGBY INTERNATIONAL POLL**

Do you favor U.S. forces withdrawing either immediately or after an elected government is in place?	Yes: Sunni Arabs: 82% Yes: Shiite Arabs: 69%
Do you believe that the U.S. will “hurt” Iraq over the next five years?	Yes: Sunni Arabs: 64% Yes: Shiite Arabs: 49%
Do you believe that the ongoing insurgent attacks are a legitimate form of resistance?	Yes: Sunni Arab: 53%
Do you prefer an Islamic government or a political system where citizens are allowed to practice their own religion?	Own religion: 59% Islamic government: 34%

**SEPTEMBER 24-OCTOBER 4, 2004: INTERNATIONAL REPUBLICAN INSTITUTE**

**PROSPECT OF CIVIL WAR: SEPTEMBER 24-OCTOBER 4, 2004**

Question	Findings
Do you believe that the prospect of civil war, widespread ethnic, sectarian or other armed struggle - is now:	Unlikely to happen in Iraq: 68.8% Always possible, but unlikely: 14.8% Likely to occur in the near-term: 7.8% Don't know: 8.3%

**MAY 14-23, 2004: COALITION PROVISIONAL AUTHORITY (CPA) POLL**

**PRISONERS ABUSE AT ABU GHRAIB: 14-23 MAY, 2004**

Question	Findings
Were you surprised when you saw the abuse of prisoner's at Abu Ghraib?	Yes: 71% No: 22% Don't know/No answer: 7%
Do you believe that the abuse of prisoners at Abu Ghraib represents fewer than 100 people or that all Americans behave this way?	All Americans are like this: 54% Fewer than 100 people: 38% Don't know/No answer: 8%
Do you believe anyone will be punished for what happened at Abu Ghraib?	No: 61% Yes: 29% Don't know/No answer: 10%

In order to streamline our endnotes, we have removed most references to information from before September 1, 2005. These footnotes may be found in archived editions of the Iraq Index. <http://www.brookings.edu/fp/saban/iraq/indexarchive.htm>.

<sup>1</sup> Fatality numbers from January 1, 2005 and onwards are reported as documented daily from “Operation Iraqi Freedom U.S. Casualty Status,” *Department of Defense*. ([www.defenselink.mil/news/casualty.pdf](http://www.defenselink.mil/news/casualty.pdf)).

<sup>2</sup> Lawrence J. Korb and Nigel Holmes, “Two Years and Counting,” *New York Times*, March 20, 2005.

<sup>3</sup> Casualties update daily from “Operation Iraqi Freedom U.S. Casualty Status,” *Department of Defense*, ([www.defenselink.mil/news/](http://www.defenselink.mil/news/)).

<sup>4</sup> “Details of British Casualties,” *British Ministry of Defense*, ([www.operations.mod.uk/telic/casualties.htm](http://www.operations.mod.uk/telic/casualties.htm)).

<sup>5</sup> Iraq Coalition Casualty Count, ([icasualties.org/oif/](http://icasualties.org/oif/)).

<sup>6</sup> Iraq Coalition Casualty Count, ([icasualties.org/oif/](http://icasualties.org/oif/)).

<sup>7</sup> Monthly figures from January 2005 and onwards from Iraq Coalition Casualty Count, ([www.icasualties.org/oif/IraqiDeaths.aspx](http://www.icasualties.org/oif/IraqiDeaths.aspx)).

<sup>8</sup> Rick Jervis, “Pace of Troop Deaths Up in Iraq,” *USA Today*, July 1, 2005. 135 car bombs in April, 140 in May, 70 in June. Craig Smith, “US Contends Campaign Has Cut Suicide Attacks,” *New York Times*, August 5, 2005. 13 car bombs in week prior to August 5. Liz Sly, “Bombs Bad Enough But Guns Worse in Baghdad,” *Chicago Tribune*, August 11, 2005. 132 car bombs in May, 108 in June, 83 in July. “Military: Offensive Thwarting Suicide Attacks; American Deaths Haven't Matched Downward Trend,” *USA Today*, December 2, 2005. 68 car bombs in November.

<sup>9</sup> Iraq Body Count, ([Iraqbodycount.net](http://Iraqbodycount.net) [September 17, 2004]).

<sup>10</sup> “Five Killed and 9 Injured in Baghdad,” *Bahrain News Agency*, September 2, 2005. Five Iraqis killed and 9 wounded in roadside bomb. Sameer Yacoub, “US Jets Attack Bridges Near Syria to Halt Insurgents,” *Associated Press*, 6 September 2005. 3 car bombs (2 suicide) kill 12. Counted as 1 multi-fatality bombing and 5 deaths. “Four US Security Guards Killed in Basra, 9 Iraqis Killed in Other Rebel Attacks,” *AFX International Focus*, September 7, 2005. 3 killed, 3 wounded in car bomb. Steven Hurst, “US Hostage Freed After 10 Months in Iraq,” *Associated Press Online*, September 7, 2005. 4

American private security guards killed in bomb. 16 killed, 21 wounded in car bombing in Basra. Jonathon Finer, "With Death at Their Door, Few Leave Iraqi City; Civilians Urged to Flee Before US Assault," *Washington Post*, September 7, 2005. 5 civilians killed in suicide bomb. "Twelve Iraqis killed in Rebel Attacks," *Agence France Presse*, September 9, 2005. 4 killed, 9 wounded in roadside bomb. Richard Oppel, Jr., "Security Company Closes Baghdad Airport Over Pay," *New York Times*, September 10, 2005. 2 car bombs kill 5; counted as 1 multi-fatality bombing that killed 3. "Four Iraqi Guards Killed in New Bombing in Deep South," *Agence France Presse*, September 13, 2005. 4 killed, 2 wounded in roadside bomb. Slobodan Lekic, "Policemen Slain in Latest Iraq Violence," *Associated Press Online*, September 15, 2005. 2 suicide bombs killed 7. Suicide bomb killed 21. Roadside bomb killed 3, wounded 13. Steven Hurst, "Baghdad's Deadliest Day: al-Qaida Bombings Kill at Least 160," *Associated Press*, September 15, 2005. 160 killed, 570 wounded by over a dozen bombings, of which at least one was suicide. Counted as 12 multi-fatality bombs. "Ten Killed in Suicide Bombing Outside Shiite Mosque in Iraq," *Agence France Presse*, September 16, 2005. 10 killed, 25 wounded by suicide car bomb. "Car Bomb Kills 30 in Latest Apparent Anti-Shiite Attack," *Agence France Presse*, September 17, 2005. 30 killed, 38 wounded by car bomb. "25 Are Killed As Insurgents Press Attacks on Shiites," *New York Times*, September 17, 2005. 3 killed, 3 wounded by car bomb. "Suicide Bombers Strike as Shiite Pilgrimage Underway," *Agence France Presse*, September 19, 2005. 10 killed, 12 wounded by 2 suicide car bombs. "Suicide Car Bomber Kills US Diplomatic Security Agent and Three Guards Near Mosul," *Associated Press*, September 20, 2005. 4 killed, 2 wounded by suicide car bomb. Steven Hurst, "Fighting Surges in Iraq; 2 US Troops Die," *Associated Press Online*, September 23, 2005. Suicide bomb in minibus kills 5, wounds 8. "Four Iraqis Killed by Suicide Bomber in Baghdad," *Associated Press*, September 24, 2005. Suicide bomber kills 4. "24 Killed in Iraq Bombings, US Troops Clash With Militia," *Agence France Presse*, September 25, 2005. 9 killed, 12 wounded by suicide bomber. 6 killed, 19 wounded by car bomb. "Bicycle Bomb South of Baghdad Kills 6, Injures 17," *Associated Press Worldstream*, September 25, 2005. 6 killed, 17 wounded by bicycle bomb. Thomas Wagner, "Roadside Bombs Kill Three US Soldiers," *Associated Press Online*, September 26, 2005. Suicide car bomber kills 10, wounds 36. Suicide car bomb kills 9. "Bomber Targets Iraqi Police Recruits, 10 Killed," *Agence France Presse*, September 27, 2005. Suicide bomber kills 10, wounds 26. "Woman Suicide Bomber Strikes Iraqi Police," *Agence France Presse*, September 28, 2005. Suicide bomber kills 5, wounds 35. Robert Worth, "Bomb Kills 7 Police Recruits in Hub of Iraq's Insurgency," *New York Times*, September 28, 2005. Sameer Yacoub, "Five US Soldiers Killed in Ramadi," *Associated Press*, September 29, 2005. Roadside bomb kills 5 US soldiers. Thomas Wagner, "Car Bomb, Ambush Kill 13 in Iraq Amid Wave of Attacks on Shiites," *Associated Press*, September 30, 2005. 3 car bombs kill 99, wound 150. Car bomb kills 9, wounds 41. "Thirteen Killed By Rebels in Iraqi Attacks Including Imam, US Soldiers," *Agence France Presse*, October 1, 2005. 4 killed, 9 wounded by bomb. Jackie Spinner, "Bombing Kills 14 Iraqis in Hilla; Toll in Balad Attacks Rises to 85; Strikes in Mainly Shiite Cities Reflect Directive by Zarqawi," *Washington Post*, October 1, 2005. Car bomb kills 4, wounds 10. Suicide car bomb kills 7, wounds 12. Robert Worth, "Election Change Seems to Ensure Iraqis' Charter," *New York Times*, October 4, 2005. 3 killed, 2 wounded by roadside bomb. "Iraq Braces for Ramadan Attacks as US Troops Expand Western Offensive," *Agence France Presse*, October 4, 2005. 3 killed, 7 wounded by suicide attack near Green Zone. "Five US Troops Killed in Iraq," *Agence France Presse*, October 4, 2005. 3 killed by bomb. "At Least 25 killed in Anti-Shiite Bombing in Iraq," *Agence France Presse*, October 5, 2005. 25 killed, 87 wounded by suicide attack near mosque. "Suicide Bomber Kills 10 in Baghdad," *Agence France Presse*, October 6, 2005. 10 killed, 11 wounded by suicide bomber. Thomas Wagner, "Attacks Kill at Least 21 as Vote Nears on Iraq's Draft Constitution," *Associated Press*, October 6, 2005. Suicide bomb near convoy of contractors kills 3, wounds 6. Roadside bomb kills 5, wounds 2. "Six US Marines Killed in Western Iraq," *Agence France Presse*, October 7, 2005. 4 killed in bomb explosion. Bassam Sebt and Jackie Spinner, "Baghdad Attacks Leave 18 Dead; 5 Special Police Officers Killed in Iraq's North," *Washington Post*, October 7, 2005. 5 killed, 4 wounded by roadside bomb. "Seven Killed in Baghdad Suicide Car Bombing," *Agence France Presse*, October 8, 2005. 7 killed, 16 wounded by suicide car bomb. Kirk Semple, "Roadside Bombs Kill 6 US Marines During Offensive in Western Iraq," *New York Times*, October 8, 2005. 3 killed, 11 wounded by car bomb. Thomas Wagner, "Insurgents Kill More Iraqis in Effort to Wreck Constitutional Referendum," *Associated Press*, October 10, 2005. Suicide car bomb near Green Zone kills 7. "Car Bomb Kills 30 in Marketplace in Northwest Iraq; 9 Killed in Baghdad," *Associated Press*, October 11, 2005. 30 killed, 45 wounded in suicide bombing. 9 killed, 12 wounded in second suicide bombing. "Two Iraq Car Bombs Kill 50," *UPI*, October 11, 2005. 20 killed by suicide bomber. "Iraq Bomber Kills 30 at Army Recruitment Centre," *Agence France Presse*, October 12, 2005. 30 killed, 35 injured by suicide bomber. "Iraq Locked Down Ahead of Historic Referendum," *Agence France Presse*, October 14, 2005. 4 killed, 3 injured by car bomb. Thomas Wagner, "Insurgent Attacks on Voting Day Kill Three Iraqi Soldiers," *Associated Press*, October 15, 2005. 3 killed, 3 wounded by bomb. "US Hails Broad Iraqi Participation in Referendum as Recipe for Success," *Agence France Presse*, October 16, 2005. 5 US soldiers killed by roadside bomb. Richard Boudreaux and Borzou Daragahi, "Sunnis Join Millions for Iraq Charter Vote; Polling is calm with high turnout in three provinces dominated by the minority, which has opposed the draft as divisive. Kurd and Shiite number are low," *Los Angeles Times*, October 16, 2005. 3 killed by roadside bomb. "Six US Soldiers Die in Iraq," *Agence France Presse*, October 20, 2005. 3 US soldiers killed, 1 wounded by roadside bomb. "Eight Killed in Iraq Attacks," *Agence France Presse*, October 20, 2005. 4 killed, 14 injured in suicide bomb. "Four US Service Members, Two Insurgents, Killed in Iraq," *Associated Press Worldstream*, October 21, 2005. 3 Marines killed by roadside bomb. Dexter Filkins, "Iraq's Sunnis Voted in Larger Numbers This Time, Officials Say," *New York Times*, October 21, 2005. Suicide car bomb kills 3, wounds 10. Thomas Wagner, "Bombs and Other Attacks Kill at Least 12 Iraqis and Wound More Than 30 People in Iraq," *Associated Press*, October 23, 2005. Roadside bomb kills 5. Suicide car bomb kills 4, wounds 11. Robert Reid, "Huge Bombs Near Palestine Hotel in Central Baghdad Kill at Least 17," *Associated Press*, October 24, 2005. 17 killed, 6 wounded by 3 bombs. "Iraqi Oil Complex Blasted, Five Dead," *Agence France Presse*, October 24, 2005. 5 killed, 9 injured by bomb. Yahya Barzanji, "Two Suicide Car Bomb Attacks Occur in Generally Peaceful Province of Iraq," *Associated Press*, October 25, 2005. 9 killed, 4 wounded by suicide bomb. Edward Wong, "Iraqi Officials Declare Charter Has Been Passed," *New York Times*, October 26, 2005. Car bomb kills 3, wounds 3. Roadside bomb kills 3. Robert Reid, "Gunmen Assassinate Brother of an Iraqi Vice President; Another US service member dies," *Associated Press Worldstream*, October 30, 2005. Truck bomb kills 30, wounds 41. "At least 20 dead in Iraq Port Car Bombing," *Agence France Presse*, October 31, 2005. 20 killed, 45 wounded by car bomb. "Seven US Soldiers Killed in Iraq," *Agence France Presse*, October 31, 2005. Makeshift bomb kills 4 US Soldiers. "20 Killed in Iraq Bombing as US Suffers Deadly October," *Agence France Presse*, November 1, 2005. Roadside bomb kills 3. "At least 21 Iraqis Killed in Car Bombing Ahead of Eid," *Agence France Presse*, November 2, 2005. 21 killed, 61 wounded by car bomb. "Five Killed in Iraq as US Picks Up Foreign Fighters," *Agence France Presse*, November 2, 2005. Roadside bomb kills 5, wounds 3. Edward Wong, "Iraq Asks Return of Some Officers of Hussein Army," *New York Times*, November 3, 2005. 2 roadside bombs kill 5 civilians each (one previously reported). "Fifteen Killed in Iraq Violence, Accident," *Agence France Presse*, November 4, 2005. 5 commandos killed and 3 wounded by roadside bomb. "US-led Force Launches Major Attack on al-Qaida in Iraq stronghold, Major Test for Iraqi Soldiers," *Associated Press*, November 5, 2005. 5 police killed, 3 wounded by roadside bomb. Edward Wong, "Rebels Dressed as Women Attack Iraqi Police Station," *New York Times*, November 5, 2005. Roadside bomb kills 5 commandos, wounds 5 (Kirkuk). Roadside bomb kills 3 civilians, wounds 6 in Dawra district. "Three Dead in Baghdad Car Bombing," *Agence France Presse*, November 6, 2005. 3 civilians killed, 7 wounded by car bomb in Yarmuk district. "US Marine, 36 Insurgents Killed in Fighting Near Syrian Border," *Agence France Presse*, November 7, 2005. Car bomb kills 9, wounds 10. "Four American Soldiers Killed in Suicide Attack South of Baghdad," *Associated Press*, November 7, 2005. Suicide car bomb kills 4 US soldiers. Bassem Mroue, "Defense Attorney in Saddam Hussein's Trial Killed and Another Lawyer Wounded in Drive-By Shooting," *Associated Press*, November 8, 2005. Civilian translator also killed in previously mentioned attack that killed 4 US soldiers. Borzou Daragahi and David Zucchini, "5 US Soldiers and 12 Iraqis Killed; A Suicide Bomber and a Roadside Explosive Claim GIs. An American-led Counterinsurgency Operation Continues Near the Syrian Border," *Los Angeles Times*, November 8, 2005. Car bomb kills 4 police officers. "Attack Kills Five Policemen in Baquba; US Jets Destroy Building Near Syria Border," *Associated Press*, November 9, 2005. Suicide bomber kills 5, wounds 5. Edward Wong and Kirk Semple, "2 Rival Shiite Leaders Meet in a Gesture of Reconciliation," *New York Times*, November 9, 2005. Roadside bomb kills 4. Chris Tomlinson, "Two Bombings Kill at Least 40 People in Attacks on Security Forces in Iraq," *Associated Press*, November 10, 2005. 2 suicide bombers kill 33, wound 24. Car bomb kills 7, wounds 13. Kirk Semple and Sabrina Tavernise, "US Reports Iraqi Civilian Casualties in Anti-Insurgent Sweep," *New York Times*, November 10, 2005. 2 car bombs kill 7, wound 30. "At Least Four Killed By Baghdad Car Bomb," *Agence France Presse*, November 12, 2005. 4 killed, 24 wounded by car bomb. "Nine Iraqi Policemen Killed in Rebel Attacks," *Agence France Presse*, November 15, 2005. 3 killed, 3 wounded in roadside bomb. Robert Reid, "US-led Operation Kills 50 Insurgents; Six Iraq Police Killed," *Associated Press*, November 15, 2005. 4 killed, 7 wounded by car bomb. John

Daniszewski, "US Plans More Raids on Iraq Jails; Having found signs of prisoner abuse at an Interior Ministry site, troops will search every such facility in Baghdad, an Army general says," *Los Angeles Times*, November 15, 2005. 5 killed, 20 wounded by roadside bomb. Kirk Semple and Edward Wong, "US-Iraqi Assault Meets Resistance Near Syrian Border," *New York Times*, November 15, 2005. 3 killed, 4 wounded by roadside bomb. "Three US Soldiers Die in Baghdad Bomb Explosion," *Agence France Presse*, November 16, 2005. Bomb kills 3. "US Forces Lose 12 Servicemen in Three Days in Iraq," *Agence France Presse*, November 17, 2005. One additional US soldier killed in previously noted roadside bomb. "At Least 75 Killed in Iraq Anti-Shiite Attacks," *Agence France Presse*, November 18, 2005. 75 killed, 90 wounded in 2 suicide bombs (Mosques). 6 killed, 40 wounded in 2 suicide bombs (Hotel). "Suicide Bomber Kills at Least 30 Iraqi Mourners," *Agence France Presse*, November 19, 2005. 30 killed, 40 wounded in suicide bomb (Mourners). 13 killed, 40 wounded in car bomb (Market). "Five US Soldiers Killed North of Baghdad," *Agence France Presse*, November 19, 2005. 5 killed, 5 wounded in 2 roadside bombs (counted as 1 bomb, 3 killed, 3 wounded). Chris Tomlinson, "Suicide Bomber Targets Funeral Procession in Latest Deadly Attack Against Shiites," *Associated Press*, November 20, 2005. 24 killed in roadside bomb. "Four Killed in Car Bomb North of Baghdad," *Agence France Presse*, November 21, 2005. 4 killed, 10 wounded in car bomb. Edward Wong, "Road Bomb Aimed at Convoy Kills 15 Civilians and a Marine in Restive Iraqi Province," *New York Times*, November 21, 2005. 11 killed by car bomb. 5 killed by car bomb. Robert Reid, "Suicide Bomber Kills 21 in Iraq; 3 GIs Also Killed in Separate Incidents," *Chicago Tribune*, November 23, 2005. 21 killed, 24 injured by suicide car bomb. "More than 50 Killed in Iraq Amid Warnings of More Unrest," *Agence France Presse*, November 24, 2005. 30 killed and 27 wounded by suicide car bomb. "Car Bomb Explodes Near Soft Drink Stand in Shiite City South of Baghdad," *Associated Press Worldstream*, November 24, 2005. Hamid Ahmed, "Two Car Bombs Kill 16 in Iraq," *Associated Press*, November 26, 2005. Suicide bomber kills 12. Car bomb kills 4. Chris Tomlinson, "Virginia Man Among Four Kidnapped in Iraq," *Associated Press*, November 29, 2005. Suicide car bomb kills 8, wounds 5. "Iraq Kidnappers Threaten to Kill Western Hostages," *Agence France Presse*, December 2, 2005. Roadside bomb kills 10, wounds 11. "Nineteen Iraqi Soldiers Killed in Ambush," *Agence France Presse*, December 3, 2005. Bomb attack and ambush kills 19, wounds 10. Counted as one bomb, 7 killed, 7 wounded. Robert Reid, "Suicide Bombers Hit Baghdad Police Academy, Dozens Killed; American Reported Kidnapped," *Associated Press Worldstream*, December 6, 2005. 3 killed, 20 wounded by suicide bomber. "Death Toll Rises to 40 in Iraq Police Academy Bombings," *Agence France Presse*, December 7, 2005. 40 killed and 70 wounded by 2 suicide bombers. "Baghdad Bus Bombing Kills 30," *Agence France Presse*, December 8, 2005. 30 killed, 25 wounded by suicide bomber. Patrick Quinn, "Insurgents Call Iraq Election 'Satanic,' Bush Offers Encouragement as Early Voting Begins," *Associated Press*, December 12, 2005. Bus bomb kills 3, wounds 13. "Sunnii Candidate, Four US Troops Killed Before Iraq Vote," *Agence France Presse*, December 13, 2005. Bomb kills 4. Sameer Yacoub, "String of Bomb Attacks, Shootings in Iraq Leave at Least 19 People Dead," *Associated Press*, December 18, 2005. Roadside bomb kills 3, wounds 2. "Rumsfeld Announces Troop Reductions in Iraq," *Agence France Presse*, December 23, 2005. Suicide bomber kills 10. Jason Straziuso, "US Says No Handover of Prisons to Iraqis Until Higher Standards of Care Seen," *Associated Press Worldstream*, December 25, 2005. Suicide bomber kills 5, wounds 7. Jason Straziuso, "Nineteen Killed in Iraqi Attacks; Six Vehicle Bombs Explode in Baghdad," *Associated Press*, December 26, 2005. Suicide bomber kills 3.

<sup>11</sup> *Ibid.*

<sup>12</sup> July entry is author's estimate based on entries for previous months and recent developments. Liz Sly, "Bombs Bad Enough, But Guns Worse in Baghdad," *Chicago Tribune*, August 11, 2005.

<sup>13</sup> Numbers for all months based on a partial list of contractors killed in Iraq according to ICasualties.org ([www.icasualties.org](http://www.icasualties.org)). Andy Mosher, "Egyptian Envoy Killed in Iraq, Al Qaeda Claims," *Washington Post*, July 7, 2005.

<sup>14</sup> Numbers for all months based on a partial list of contractors killed in Iraq according to ICasualties.org ([www.icasualties.org](http://www.icasualties.org)). Andy Mosher, "Egyptian Envoy Killed in Iraq, Al Qaeda Claims," *Washington Post*, July 7, 2005. James Glanz, "In Web Posting, Terrorist Group Says Algerian Diplomats Were Slain," *New York Times*, July 28, 2005. "Government Says Wealthy Canadian Businessman Was Kidnapped, Killed in Iraq," *Canadian Press*, August 16, 2005. "Seven Killed by Suicide Bomber in Iraq," *Associated Press Online*, August 23, 2005. "Official: Filipino Worker in Iraq Reported Killed in Ambush," *Associated Press Worldstream*, August 25, 2005. Jonathon Finer and Omar Fekeiki, "Embassy Aide Among 9 Americans Killed in Insurgent Attacks in Iraq," *Washington Post*, September 21, 2005. "Sudanese Embassy Employee Shot Dead in Baghdad," *Agence France Presse*, November 9, 2005. "Former Saddam Deputy Reportedly Dies as Rice Visits Iraq," *Agence France Presse*, November 11, 2005. "Third British Muslim Pilgrim Found Dead From Iraq Bus Attack," *Agence France Presse*, November 29, 2005.

<sup>15</sup> Data from Kellogg, Brown and Root (LOGCAP data as of December 2004), the Defense Manpower Data Center (Army data based on counts of soldiers by occupation) and the Congressional Research Service (Army personnel deployed to Operation Iraqi Freedom), as found in *Logistics Support for Deployed Military Forces*, The Congress of the United States, Congressional Budget Office, October 2005, page 5.

<sup>16</sup> Data from Kellogg, Brown and Root, the Bureau of Labor Statistics, the Congressional Research Service, and the Department of Defense, as found in *Logistics Support for Deployed Military Forces*, The Congress of the United States, Congressional Budget Office, October 2005, page 13.

<sup>17</sup> Data from the Department of Defense as found in *Logistics Support for Deployed Military Forces*, The Congress of the United States, Congressional Budget Office, October 2005, page 46.

<sup>18</sup> Robert E. Looney, "The Business of Insurgency: The Expansion of Iraq's Shadow Economy," *The National Interest*, Fall 2005, p. 70.

<sup>19</sup> "Family Appeals for Release of Cypriot Man Kidnapped in Baghdad," *Associated Press Worldstream*, December 14, 2005.

<sup>20</sup> "Gunmen Execute Shiite Teachers as US Sets Free Iraqi Detainees," *Agence France Presse*, September 26, 2005. "Iraqi Gunmen Release Lebanese Hostage After Holding Him for Four Days," *Associated Press Worldstream*, October 1, 2005.

<sup>21</sup> "Kidnapped Turk in Iraq Freed," *Xinhua General News Service*, September 12, 2005. "Three Kidnapped Turkish Engineers Freed in Iraq," *Xinhua General News Service*, September 13, 2005. "Nine Americans Killed in Iraq, Britain Frees Soldiers," *Agence France Presse*, September 20, 2005.

"Gunmen Execute Shiite Teachers as US Sets Free Iraqi Detainees," *Agence France Presse*, September 26, 2005. "Iraqi Gunmen Release Lebanese Hostage After Holding Him for Four Days," *Associated Press Worldstream*, October 1, 2005.

<sup>22</sup> "Irish Journalist Kidnapped After Interview in Baghdad; Rory Carroll had been talking to a family about Hussein's trial. The ex-president's nephew, described as the rebels' top financier, is arrested," *Los Angeles Times*, October 20, 2005. Mariam Fam, "Iraqi Militants Threaten to Kill Moroccans," *Associated Press Online*, November 3, 2005.

<sup>23</sup> Christine Newman, "Strong Media Presence in Iraq vital, says Carroll," *Irish Times*, October 24, 2005.

<sup>24</sup> "Foreign Aid Workers Seized in Iraq," *Agence France Presse*, November 28, 2005. "German Woman Latest Hostage in Iraq," *Agence France Presse*, November 29, 2005. (6 Iranians also kidnapped)

<sup>25</sup> "Lebanese Hostage Found Dead in Iraq," *Agence France Presse*, November 21, 2005. "German Woman Latest Hostage in Iraq," *Agence France Presse*, November 29, 2005. (2 Iranians of 6 freed)

<sup>26</sup> "Frenchman Kidnapped in Mounting Iraq Hostage Crisis," *Agence France Presse*, December 5, 2005. Robert Reid, "Suicide Bombers Hit Baghdad Police Academy, Dozens Killed; American Reported Kidnapped," *Associated Press Worldstream*, December 6, 2005. <sup>26</sup> "Egyptian Murdered Amid Fears For Other Hostages," *Agence France Presse*, December 10, 2005. Patrick Quinn, "Suicide Bomber Strikes Bus Headed for Shiite City; Insurgents Claim to Kill American," *Associated Press*, December 9, 2005. Ron Schulz added as kidnapped but with status unknown, as it has not been confirmed. "Driver of Jordanian Ambassador Kidnapped in Baghdad," *Agence France Presse*, December 20, 2005. "Rumsfeld Announces Troop Reductions in Iraq," *Agence France Presse*, December 23, 2005. 6 Sudanese kidnapped.

<sup>27</sup> "Egyptian Murdered Amid Fears For Other Hostages," *Agence France Presse*, December 10, 2005.

<sup>28</sup> "Cheney Visits Iraq as Post Poll Violence Kills 17," *Agence France Presse*, December 18, 2004. German Susuane Osthoff released.

<sup>29</sup> May numbers is author's estimate based on Sabrina Tavernise, "2 Police Officers Assassinated in Separate Attacks," *New York Times*, June 7, 2005.

August figure is author's estimate based on "Security Incidents in Iraq, September 12," *Reuters*, September 12, 2005.

<sup>30</sup> "Nearly 1,000 Abu Ghraib Detainees Released," *CNN.com*, August 27, 2005.

<sup>31</sup> Author's estimate based on "500 Are Released From Abu Ghraib; The Prisoners Are Freed To Mark An Islamic Holiday. GI's Death Raises the October Toll to 93," *Los Angeles Times*, November 2, 2005. 1,500 total released during Ramadan.

- <sup>32</sup> David Cloud, "Prisoner is Released Despite Evidence of Role in Bombing," *New York Times*, November 25, 2005.
- <sup>33</sup> Kirk Semple and John F. Burns, "All-Day Suicide Bomb Blitz Claims 22 Lives in Baghdad," *New York Times*, July 16, 2005.
- <sup>34</sup> John Diamond, "Intel Chief: Iraqis in Insurgency More Elusive," *USA Today*, September 13, 2005. Anthony Cordesman indicates the number could be as high as 30,000 in Dan Murphy, "Iraq's Foreign Fighters: Few But Deadly," *Christian Science Monitor*, September 27, 2005.
- <sup>35</sup> Author's estimate.
- <sup>36</sup> Author's estimate.
- <sup>37</sup> Author's estimate based on Richard Opiel Jr., Eric Schmitt and Thom Shanker, "Baghdad Bombings Raise New Questions Over US Strategy in Iraq," *New York Times*, September 17, 2005 and Dan Murphy, "Iraq's Foreign Fighters: Few But Deadly," *Christian Science Monitor*, September 27, 2005.
- <sup>38</sup> Author's estimate.
- <sup>39</sup> Author's estimate.
- <sup>40</sup> Nawaf Obaid and Anthony Cordesman, "Saudi Militants in Iraq: Assessment and Kingdom's Response," Center for Strategic and International Studies, September 19, 2005.
- <sup>41</sup> Iraq Weekly Status Report, *Department of State*.
- <sup>42</sup> John Diamond, "Intel Chief: Iraqis in Insurgency More Elusive," *USA Today*, September 13, 2005.
- <sup>43</sup> Department of Defense, *Defense Department Operational Update Briefing*, October 6, 2005.
- <sup>44</sup> Edward Wong, "US Goals for Iraqi Forces Meet Success and Challenges in Najaf," *New York Times*, December 3, 2005.
- <sup>45</sup> Data from the Department of Defense's Forces, Readiness, and Manpower Information System (FORMIS) as found in *Logistics Support for Deployed Military Forces*, The Congress of the United States, Congressional Budget Office, October 2005, page 17.
- <sup>46</sup> Beth Gardiner, "Voters' slap likely to limit Blair's ability to back Washington's activist foreign policy," *Associated Press*, May 6, 2005. "South Korea considering extending troops' stay in Iraq, defense chief says," *Associated Press*, June 13, 2005. "Italian helicopter crashes in Iraq, killing four," *Associated Press*, May 31, 2005. "Poland to cut troop levels in Iraq by up to 300 this summer," *Associated Press*, June 15, 2005. "Authorities arrest former head of Ukrainian peacekeepers in Iraq on smuggling charges," *Associated Press*, June 13, 2005. Maria Danilova, "Russia, Georgia agree on withdrawal of Russian troops in 2008," *Associated Press*, May 30, 2005. Alexandru Alexe, "Romanian president says hostage journalists were victims of botched kidnapping plan," *Associated Press*, June 6, 2005. Eric Talmadge, "Japan, Considering Exit Strategy from Iraq, Wrestles with Legacy of Unprecedented Mission," *Associated Press*, May 11, 2005. Jan M. Olsen, "Witnesses testify Danish soldiers ordered Iraqi detainees to kneel for hours," *Associated Press*, May 26, 2005. Patrick Quinn, "Australian hostage freed in military operation," *Associated Press*, June 19, 2005.
- <sup>47</sup> "Rehabilitation of Iraq: Operation Catalyst," Australian Government, Department of Defence (<http://www.defence.gov.au/opcatalyst/default.htm>).
- <sup>48</sup> "Iraq Pipeline Watch," Institute for the Analysis of Global Security," (<http://www.iags.org/iraqpipelinewatch.htm>).
- <sup>49</sup> Alexandra Zavis, "Iraqi Insurgents Unleash Deadly Bombings, Attacks Despite U.S. Offensive," *Associated Press*, May 11, 2005. Paul Garwood, "Surge in U.S. Troop Deaths Raises Concerns That Insurgents Retargeting," *Associated Press*, May 24, 2005. Carol Williams, "Soldiers Get Extra Layer of Defense; Humvee crews are still not out of danger, but new protective plating provides a little more security on the hostile roadways of Iraq," *Los Angeles Times*, July 29, 2005. Richard Opiel Jr., Eric Schmitt, and Thom Shanker, "Baghdad Bombings Raise New Questions About US Strategy in Iraq," *New York Times*, September 17, 2005. 65 to 75 attacks per day. Bradley Graham, "Zarqawi 'Hijacked' Insurgency; US General Says Foreign Fighters Now Seen as Main Threat," *Washington Post*, September 28, 2005. 90 attacks per day. Edward Wong and Dexter Filkins, "Baghdad Quite As Vote Begins on Constitution," *New York Times*, October 15, 2005. 723 attacks in first week of October. November number is author's estimate based on Wolf Blitzer interview of US Ambassador in Baghdad, Zalmay Khalilzad, "Insurgents Waging Propaganda War in Iraq; Four Christian Activists Being Held Hostage in Iraq; Fraud Scheme; Schwarzenegger Mulls Clemency for Williams; Australian to be Hanged in Singapore; The US is Attempting to Free Hostages in Iraq; Scaffolding Slams into Building," *CNN, The Situation Room* December 1, 2005.
- <sup>50</sup> Measuring Stability and Security in Iraq October 2005, Report to Congress In Accordance with Conference Report 109-72, Emergency Supplemental Appropriations Act, 2005, page 22. Information from MNC-1.
- <sup>51</sup> Measuring Stability and Security in Iraq October 2005, Report to Congress In Accordance with Conference Report 109-72, Emergency Supplemental Appropriations Act, 2005, page 21. Information from MNC-1.
- <sup>52</sup> Measuring Stability and Security in Iraq October 2005, Report to Congress In Accordance with Conference Report 109-72, Emergency Supplemental Appropriations Act, 2005, page 3, 21.
- <sup>53</sup> Bushra Juhi, "2 U.S. Fliers Die in Iraq Helicopter Crash," *Associated Press*, June 27, 2005. The Associated Press, "Fatal Helicopter Crashes in Iraq War," *Associated Press Online*, June 27, 2005. Information from Iraq Coalition Casualty Count ([icasualties.org/oif](http://icasualties.org/oif)) is also used. Antonia Castaneda, "Sunni Arabs Reject Shiite Proposal for Federal Iraq; Two Wounded in Crash of US Apache Helicopter," *Associated Press*, August 12, 2005. "Four US Servicemen Killed in Western Iraq," *Agence France Presse*, November 2, 2005. "Two US Pilots Killed in Helicopter Crash in Iraq," *Agence France Presse*, December 27, 2005.
- <sup>54</sup> "Al-Qaeda in Iraq Number Two Shot Dead," *Agence France Presse*, September 27, 2005.
- <sup>55</sup> Sameer Yacoub, "Arrest of Saddam Nephew Who Financed Insurgents Could Help Track Money's Source, Officials Say," *Associated Press*, October 20, 2005.
- <sup>56</sup> Iraq Weekly Status Report, *Department of State*.
- <sup>57</sup> Author's estimate based on Bradley Graham, "Rumsfeld Defends Iraqi Forces," *Washington Post*, October 1, 2005, in which Graham lists 36 out of 116 army and special police battalions at Level 2 readiness. This percentage was used to estimate the number of number of troops.
- <sup>58</sup> Lt. Gen. David Petraeus, speech at the St. Regis Hotel, Washington, DC, November 7, 2005.
- <sup>59</sup> Measuring Stability and Security in Iraq October 2005, Report to Congress In Accordance with Conference Report 109-72, Emergency Supplemental Appropriations Act, 2005, page 19. Information from MNC-1, but tips reported to multiple sources. *National Strategy for Victory in Iraq*, National Security Council, November 2005, page 20.
- <sup>60</sup> *National Strategy for Victory in Iraq*, National Security Council, November 2005, page 16.
- <sup>61</sup> The Economist Intelligence Unit, cited by "Index Ranks Middle East Freedom," *BBC News Online*, 18 November 2005, [http://news.bbc.co.uk/2/hi/middle\\_east/4450582.stm](http://news.bbc.co.uk/2/hi/middle_east/4450582.stm), accessed 18 November 2005.
- <sup>62</sup> "Iraq Fact Sheet: Oil," *Joint Staff & CPA*, Unclassified. Provided to the author by CPA/DoD. As of December 11, 2003.
- <sup>63</sup> "Iraq Fact Sheet: Oil," *Joint Staff & CPA*, Unclassified. Provided to the author by CPA/DoD. As of December 11, 2003.
- <sup>64</sup> "Iraq Fact Sheet: Oil," *Joint Staff & CPA*, Unclassified. Provided to the author by CPA/DoD. As of December 11, 2003.
- <sup>65</sup> "Iraq Fact Sheet: Oil," *Joint Staff & CPA*, Unclassified. Provided to the author by CPA/DoD. As of December 11, 2003.
- <sup>66</sup> "Iraq Fact Sheet: Oil," *Joint Chiefs and CPA*, January 13, 2004. "Draft Working Papers: Iraq Status," *Department of Defense*, 20 January, 2004. Unclassified. Provided to the author by the CPA/DoD. Based on two week estimate.
- <sup>67</sup> "Iraq Fact Sheet: Oil," *Joint Chiefs and CPA*, January 13, 2004.
- <sup>68</sup> "Iraq Fact Sheet: Power," *Joint Staff and CPA*, March 15, 2004.
- <sup>69</sup> "Iraq Fact Sheet: Oil," *Joint Staff and CPA*, April 20, 2004. "Iraq Fact Sheet: Oil," *Joint Staff and CPA*, April 20, 2004.
- <sup>70</sup> "Iraq Fact Sheet: Oil," *Joint Staff and CPA*, May 25, 2004.
- <sup>71</sup> "Iraq Fact Sheet: Oil," *Joint Staff and CPA*, May 25, 2004.
- <sup>72</sup> Draft Working Papers: Iraq Status," *Department of State*, October 6, 2004.
- <sup>73</sup> Draft Working Papers: Iraq Status," *Department of State*, August 4, 2004.
- <sup>74</sup> Draft Working Papers: Iraq Status," *Department of State*, October 6, 2004.
- <sup>75</sup> Iraq Weekly Status Report, *Department of State*, September 7, 21, 2005, and October 5, 2005.



- <sup>76</sup> Iraq Weekly Status Report, *Department of State*, October 5, 2005.
- <sup>77</sup> Iraq Weekly Status Report, *Department of State*, September 7, 21, 2005 and October 5, 2005.
- <sup>78</sup> Iraq Weekly Status Report, *Department of State*, September 7, 21, 2005 and October 5, 2005.
- <sup>79</sup> Iraq Weekly Status Report, *Department of State*, September 7, 21, 2005 and October 5, 2005.
- <sup>80</sup> Iraq Weekly Status Report, *Department of State*, September 7, 21, 2005 and October 5, 2005.
- <sup>81</sup> Iraq Weekly Status Report, *Department of State*, October 5, 12, 19, 26, 2005 and November 2, 9, 2005.
- <sup>82</sup> Iraq Weekly Status Report, *Department of State*, November 2, 2005.
- <sup>83</sup> Iraq Weekly Status Report, *Department of State*, October 5, 12, 19, 26, 2005 and November 2, 9, 2005.
- <sup>84</sup> Iraq Weekly Status Report, *Department of State*, October 5, 12, 19, 26, 2005 and November 2, 9, 2005.
- <sup>85</sup> Iraq Weekly Status Report, *Department of State*, October 5, 12, 19, 26, 2005 and November 2, 9, 2005.
- <sup>86</sup> Iraq Weekly Status Report, *Department of State*, October 5, 12, 19, 26, 2005 and November 2, 9, 2005.
- <sup>87</sup> Iraq Weekly Status Report, *Department of State*, November 9, 16, 23, 30, 2005 and December 7, 2005.
- <sup>88</sup> Iraq Weekly Status Report, *Department of State*, December 7, 2005.
- <sup>89</sup> Iraq Weekly Status Report, *Department of State*, November 9, 16, 23, 30, 2005 and December 7, 2005.
- <sup>90</sup> Iraq Weekly Status Report, *Department of State*, November 9, 16, 23, 30, 2005 and December 7, 2005.
- <sup>91</sup> Iraq Weekly Status Report, *Department of State*, November 9, 16, 23, 30, 2005 and December 7, 2005.
- <sup>92</sup> Iraq Weekly Status Report, *Department of State*, November 9, 16, 23, 30, 2005 and December 7, 2005.
- <sup>93</sup> Iraq Weekly Status Report, *Department of State*, December 7, 14, 2005.
- <sup>94</sup> Iraq Weekly Status Report, *Department of State*, December 14, 2005.
- <sup>95</sup> Iraq Weekly Status Report, *Department of State*, December 7, 14, 2005.
- <sup>96</sup> Iraq Weekly Status Report, *Department of State*, December 7, 14, 2005.
- <sup>97</sup> Iraq Weekly Status Report, *Department of State*, December 7, 14, 2005.
- <sup>98</sup> Iraq Weekly Status Report, *Department of State*, December 7, 14, 2005.
- <sup>99</sup> Iraq Weekly Status Report, *Department of State*, November 9, 2005.
- <sup>100</sup> Country Report No. 05/294: Iraq: 2005 Article IV Consultation – Staff Report; Staff Supplement; Public Information Notice on the Executive Board Discussion; and Statement by the Executive Director for Iraq, International Monetary Fund, August 2005, p. 11.
- <sup>101</sup> Iraq Weekly Status Report, *Department of State*, October 5, 2005.
- <sup>102</sup> Iraq Weekly Status Report, *Department of State*, November 2, 2005.
- <sup>103</sup> Iraq Weekly Status Report, *Department of State*, November 30, 2005.
- <sup>104</sup> Iraq Weekly Status Report, *Department of State*, December 7, 14, 2005.
- <sup>105</sup> Iraq Weekly Status Report, *Department of State*, September 7, 21, 2005 and October 5, 2005.
- <sup>106</sup> Iraq Weekly Status Report, *Department of State*, September 7, 21, 2005 and October 5, 2005.
- <sup>107</sup> Iraq Weekly Status Report, *Department of State*, September 7, 21, 2005 and October 5, 2005.
- <sup>108</sup> Iraq Weekly Status Report, *Department of State*, October 5, 12, 19, 26, 2005 and November 2, 2005.
- <sup>109</sup> Iraq Weekly Status Report, *Department of State*, October 5, 12, 19, 26, 2005 and November 2, 2005.
- <sup>110</sup> Iraq Weekly Status Report, *Department of State*, October 5, 12, 19, 26, 2005 and November 2, 2005.
- <sup>111</sup> Iraq Weekly Status Report, *Department of State*, November 9, 16, 23, 2005.
- <sup>112</sup> Iraq Weekly Status Report, *Department of State*, November 9, 16, 23, 30, 2005 and December 7, 2005.
- <sup>113</sup> Iraq Weekly Status Report, *Department of State*, November 9, 16, 23, 2005.
- <sup>114</sup> Iraq Weekly Status Report, *Department of State*, December 7, 14, 2005.
- <sup>115</sup> Iraq Weekly Status Report, *Department of State*, December 7, 14, 2005.
- <sup>116</sup> Iraq Weekly Status Report, *Department of State*, December 7, 14, 2005.
- <sup>117</sup> GAO-05876: Rebuilding Iraq: Status of Funding and Reconstruction Efforts, General Accounting Office, July 2005, p. 26.
- <sup>118</sup> Measuring Stability and Security in Iraq October 2005, Report to Congress In Accordance with Conference Report 109-72, Emergency Supplemental Appropriations Act, 2005, page 11. Information from World Bank and IMF.
- <sup>119</sup> Country Report No. 05/294: Iraq: 2005 Article IV Consultation – Staff Report; Staff Supplement; Public Information Notice on the Executive Board Discussion; and Statement by the Executive Director for Iraq, International Monetary Fund, August 2005, p. 30.
- <sup>120</sup> “Iraq Weekly Status Report”, *Department of Defense*, June 22, 2004, May 25, 2004, April 27, 2004. <sup>120a</sup> Iraq Weekly Status Report”, *Department of State*, August 25, 2004, September 29, 2004, October 27, 2004, November 24, 2004, December 22, 2004, January 26, 2005, February 16, 2005, March 30, 2005, April 13, 2005, May 11, 2005, June 22, 2005, August 3, 10, 17, 24, 31, 2005, September 7, 21, 2005, October 5, 12, 2005.
- <sup>121</sup> GAO-040902R: Rebuilding Iraq: Resources, Security, Governance, Essential Services, and Oversight Issues, General Accounting Office, June 2004, p.10. Barbara Slevin, “Senators Slam Administration on Iraq” *USA Today*, September 16, 2004. Steven R. Weisman, “Rice Urges Arab States to Send Envoys to Baghdad,” *New York Times*, June 22, 2005.
- <sup>122</sup> Country Report No. 05/294: Iraq: 2005 Article IV Consultation – Staff Report; Staff Supplement; Public Information Notice on the Executive Board Discussion; and Statement by the Executive Director for Iraq, International Monetary Fund, August 2005, p. 51.
- <sup>123</sup> James Glanz, “Despite Crushing Costs, Iraqi Cabinet Lets Big Subsidies Stand,” *New York Times*, August 11, 2005.
- <sup>124</sup> Country Report No. 05/294: Iraq: 2005 Article IV Consultation – Staff Report; Staff Supplement; Public Information Notice on the Executive Board Discussion; and Statement by the Executive Director for Iraq, International Monetary Fund, August 2005, p. 34.
- <sup>125</sup> Country Report No. 05/294: Iraq: 2005 Article IV Consultation – Staff Report; Staff Supplement; Public Information Notice on the Executive Board Discussion; and Statement by the Executive Director for Iraq, International Monetary Fund, August 2005, p. 9, 18.
- <sup>126</sup> Country Report No. 05/294: Iraq: 2005 Article IV Consultation – Staff Report; Staff Supplement; Public Information Notice on the Executive Board Discussion; and Statement by the Executive Director for Iraq, International Monetary Fund, August 2005, p. 7.
- <sup>127</sup> James Glanz, “Despite Crushing Costs, Iraqi Cabinet Lets Big Subsidies Stand,” *New York Times*, August 11, 2005.
- <sup>128</sup> James Glanz, “Despite Crushing Costs, Iraqi Cabinet Lets Big Subsidies Stand,” *New York Times*, August 11, 2005.
- <sup>129</sup> James Glanz, “Despite Crushing Costs, Iraqi Cabinet Lets Big Subsidies Stand,” *New York Times*, August 11, 2005.
- <sup>130</sup> Measuring Stability and Security in Iraq October 2005, Report to Congress In Accordance with Conference Report 109-72, Emergency Supplemental Appropriations Act, 2005, page 25.
- <sup>131</sup> Measuring Stability and Security in Iraq October 2005, Report to Congress In Accordance with Conference Report 109-72, Emergency Supplemental Appropriations Act, 2005, page 25.
- <sup>132</sup> *National Strategy for Victory in Iraq*, National Security Council, November 2005, page 17.
- <sup>133</sup> “Traveling to Iraq: Frequently Asked Questions,” Iraq Investment and Reconstruction Task Force, US Department of Commerce, May 18, 2005.
- <sup>134</sup> Sabrina Tavernise, “Iraq’s Lethal Traffic: Warning! Anarchy Ahead,” *New York Times*, November 5, 2005.
- <sup>135</sup> Iraq Weekly Status Report, *Department of State*, September 7, 21, 2005.
- <sup>136</sup> Jeremy Crimmons, “Chicago Lawyer Helped Rebuild Communications Network in Iraq,” *Chicago Daily Law Bulletin*, April 23, 2005. Anderson Cooper 360 Degrees, CNN, June 30, 2004. “Media in Iraq,” *BBC Monitoring World Media*, January 24, 2005. Survey Outlines Iraqi Newspapers’ Popularity, Standards,” *BBC Monitoring International Reports*, June 14, 2004. “Iraqi Newspaper Delegation Visits Jordan Discusses Ties, Iraqi Media Environment,” *BBC Monitoring International Reports*, April 22, 2005

- 
- <sup>137</sup> Tod Robberson, "Media Too Free for Some Iraqis," *Dallas Morning News*, July 18, 2005.
- <sup>138</sup> Tod Robberson, "Media Too Free for Some Iraqis," *Dallas Morning News*, July 18, 2005.
- <sup>139</sup> Measuring Stability and Security in Iraq October 2005, Report to Congress In Accordance with Conference Report 109-72, Emergency Supplemental Appropriations Act, 2005, page 8.
- <sup>140</sup> GAO-05876: Rebuilding Iraq: Status of Funding and Reconstruction Efforts, General Accounting Office, July 2005, p. 33.
- <sup>141</sup> Country Report No. 05/294: Iraq: 2005 Article IV Consultation – Staff Report; Staff Supplement; Public Information Notice on the Executive Board Discussion; and Statement by the Executive Director for Iraq, International Monetary Fund, August 2005, p. 29.
- <sup>142</sup> Country Report No. 05/294: Iraq: 2005 Article IV Consultation – Staff Report; Staff Supplement; Public Information Notice on the Executive Board Discussion; and Statement by the Executive Director for Iraq, International Monetary Fund, August 2005, p. 7. Measuring Stability and Security in Iraq October 2005, Report to Congress In Accordance with Conference Report 109-72, Emergency Supplemental Appropriations Act, 2005, page 17.
- <sup>143</sup> GAO-05876: Rebuilding Iraq: Status of Funding and Reconstruction Efforts, General Accounting Office, July 2005, p. 26-27.
- <sup>144</sup> Country Report No. 05/294: Iraq: 2005 Article IV Consultation – Staff Report; Staff Supplement; Public Information Notice on the Executive Board Discussion; and Statement by the Executive Director for Iraq, International Monetary Fund, August 2005, p. 29.
- <sup>145</sup> *Ibid.*, p. 6, 29.
- <sup>146</sup> James Palmer, "Crumbling Iraqi Schools Await Critical Repairs," *Washington Times*, September 7, 2005.
- <sup>147</sup> "What do Iraqis Really Want?" *Time*, December 19, 2005.
- <sup>148</sup> Sean Rayment, "Secret MoD Poll: Iraqis Support Attacks on British Troops," *London Sunday Telegraph*, October 23, 2005.
- <sup>149</sup> Provided to the author by American military sources. Face to face interviews with 4,340 Iraqis. Margin of error is +/-3%.