

THE BROOKINGS INSTITUTION

1775 Massachusetts Avenue, NW Washington, DC 20036-2188

Tel: 202-797-6000 Fax: 202-797-6004

www.brookings.edu

Iraq Index *Tracking Variables of* *Reconstruction & Security in Post-Saddam Iraq*

www.brookings.edu/iraqindex

Updated August 13, 2004

Michael E. O'Hanlon

Adriana Lins de Albuquerque

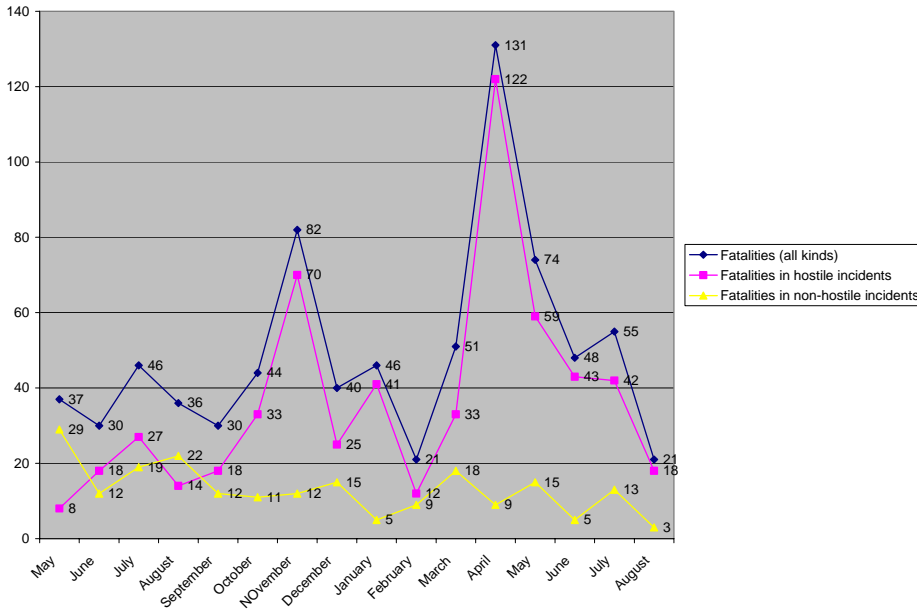
For more information please contact Adriana Lins de Albuquerque at aalbuquerque@brookings.edu

TABLE OF CONTENTS

<u>Security Indicators</u>	<i>Page</i>
U.S. Troop Fatalities since May 2003.....	3
U.S. Troops Wounded in Action since May 2003.....	3
British Troop Fatalities since May 2003.....	4
Non-U.S. & U.K. Coalition Fatalities since May 2003.....	4
Iraqi Police Killed.....	5
Iraqi Civilian Killed as a Result of Acts of War since May 2003.....	5
Mass Casualty Bombings in Iraq.....	6
Crime-Related Deaths in Baghdad	7
Total Iraqi Civilians Killed as a Result of Political and Criminal Violence.....	8
Non-Iraqi Civilian Casualties since May 2003.....	8
Foreign Nationals Kidnapped in Iraq Since May 2003.....	9
Suspected Insurgents Detained or Killed	9
Estimated Strength of Iraqi Resistance Nationwide.....	10
Coalition Troop Strength in Iraq	11
U.S. Troops Engaged in Operation Iraqi Freedom Stationed in the Vicinities of Iraq and at Sea.....	11
Top Ten Non-U.S. Coalition Contributors of Military Personnel in Iraq.....	12
Coalition Forces Activity.....	12
Insurgent Attacks on Coalition Forces.....	13
Reward Offered by Insurgents for Attacking U.S. Troops	13
Insurgent Attacks on Iraqi Security Forces and Iraqi Civilians.....	13
American Military Helicopters Downed by Enemy Fire	14
Attacks on Iraqi Pipelines, Oil Installations, & Oil Personnel	15
Baathist Leaders Still at Large	15
Size of Iraqi Security Forces on Duty	16
Major Property Crimes Reported to Baghdad Police Department	17
 <u>Economic & Quality of Life Indicators</u>	
Iraqi National Debt: Creditors.....	18
Pledges Made at the International Donor’s Conference for Iraq in Madrid	19
World Bank estimate of Iraq Reconstruction Needs.....	20
CPA-Estimated Needs for Iraq Reconstruction in Sectors not Covered by the UN/World Bank Assessment..	20
Total Funds Available, Obligated, and Disbursed for Iraq Reconstruction, as of April, 2004... ..	20
Project Allocations and Disbursement by Category, as of May, 2004.....	21
USAID Contracts.....	21
Fuel.....	22
Electricity.....	23
Electrical Power Distribution per Governorate.....	23
Value of the New Iraqi Dinar.....	24
Port Cargo Capacity and Commercial Aircraft Departments.....	24
Irrigation.....	24
Telecommunications.....	25
Local Governance Councils.....	25
Hospitals Restored to Pre-War Level of Operations.....	25
Nationwide Unemployment Rate.....	26
 <u>Polling</u>	
End of June: Iraq Center for Research and Strategic Studies Poll.....	27
9-19 June: Coalition Provisional Authority Poll.....	27
14-23 May: Coalition Provisional Authority Poll.....	28
22 March-9 April: CNN/USA Today/Gallup Poll, Nationwide Poll of Iraq.....	36
24 March – 2 April: Coalition Provisional Authority Poll.....	37
9-28 February: Oxford Research International Study of Iraqi Public Opinion.....	38
31 December –7 January: State Department Study of Iraqi Public Opinion.....	37
Later Polling: State Department Study &Gallup Poll.....	40

SECURITY INDICATORS

U.S. TROOPS FATALITIES SINCE MAY, 2003¹



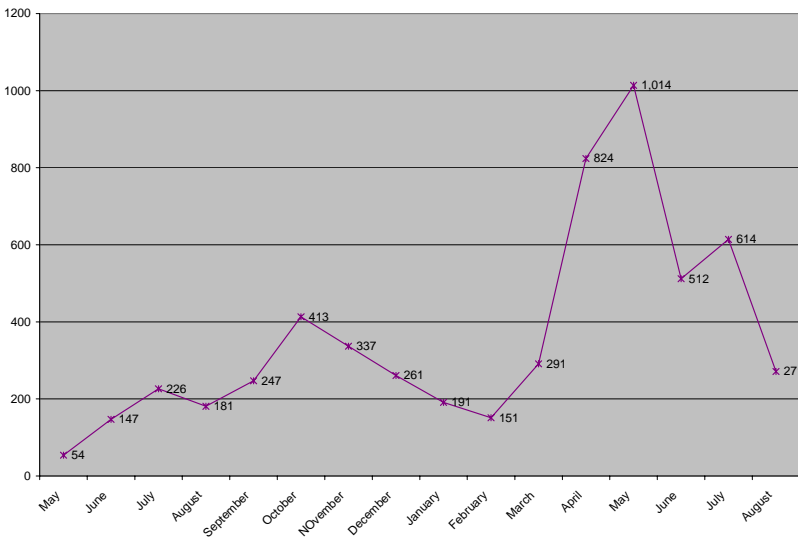
Totals as of August 13:

Fatalities (all kinds): **792**

Fatalities in hostile incidents: **583**

Fatalities in non-hostile incidents: **209**

U.S. TROOPS WOUNDED IN ACTION SINCE MAY, 2003²

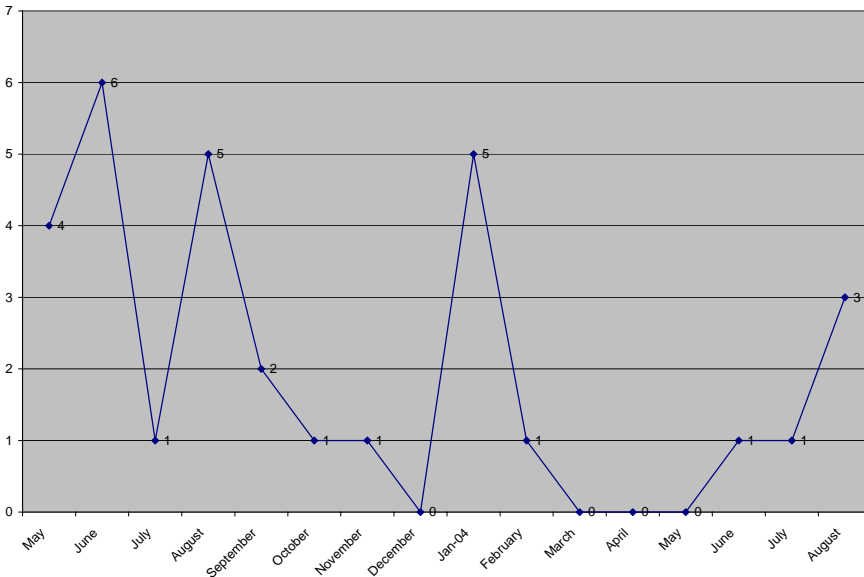


Totals as of August 11: 5,734

NOTE ON U.S. TROOP FATALITIES SINCE MAY TABLE: From the start of the war on March 19 until the end of major combat operations on April 30, 2003, Operation Iraqi Freedom caused 138 American troop fatalities. Of those, 109 were the result of hostile action, and 29 the result of non-hostile action. 65 U.S. troops were killed in March 2003. There were a total of 73 American fatalities in April 2003, 22 of which were killed after April 9. Of those 22, 10 were the result of hostile action and 12 the result of non-hostile action.

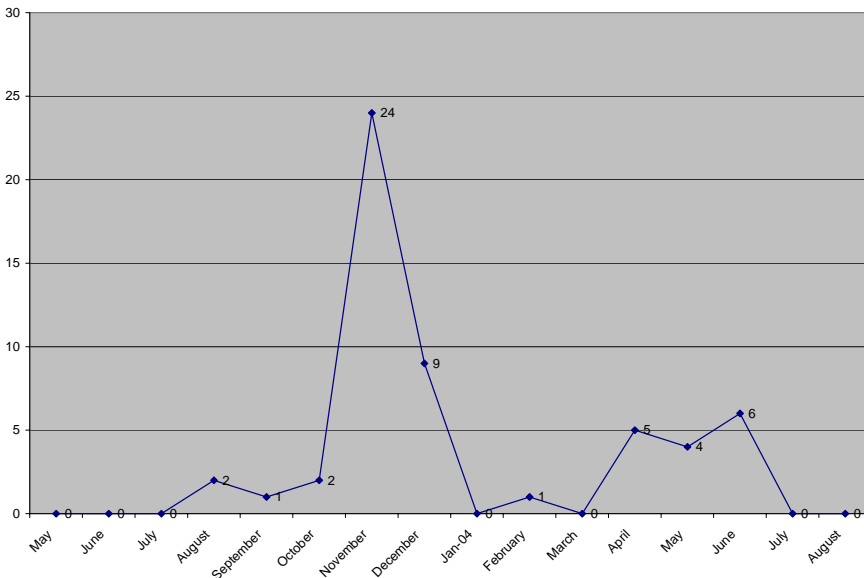
NOTE ON U.S. TROOPS WOUNDED IN ACTION SINCE MAY 1 TABLE: The number of troops wounded in action is updated in the Iraqi Index every Wednesday. 541 American troops were wounded in action between March 19 and April 30, 2003.

BRITISH TROOP FATALITIES SINCE MAY, 2003³



Total as of August 13: 31

NON-U.S. & U.K. COALITION FATALITIES SINCE MAY, 2003



Total as of August 13: 54

NOTE ON BRITISH TROOP FATALITIES SINCE MAY 1 TABLE: Up until May 1, 2003, Operation Iraqi Freedom caused 33 British troop fatalities. Of those 33 fatalities, 6 occurred during the month of April. Of the 6 fatalities that occurred in April, 2 occurred after April 9.

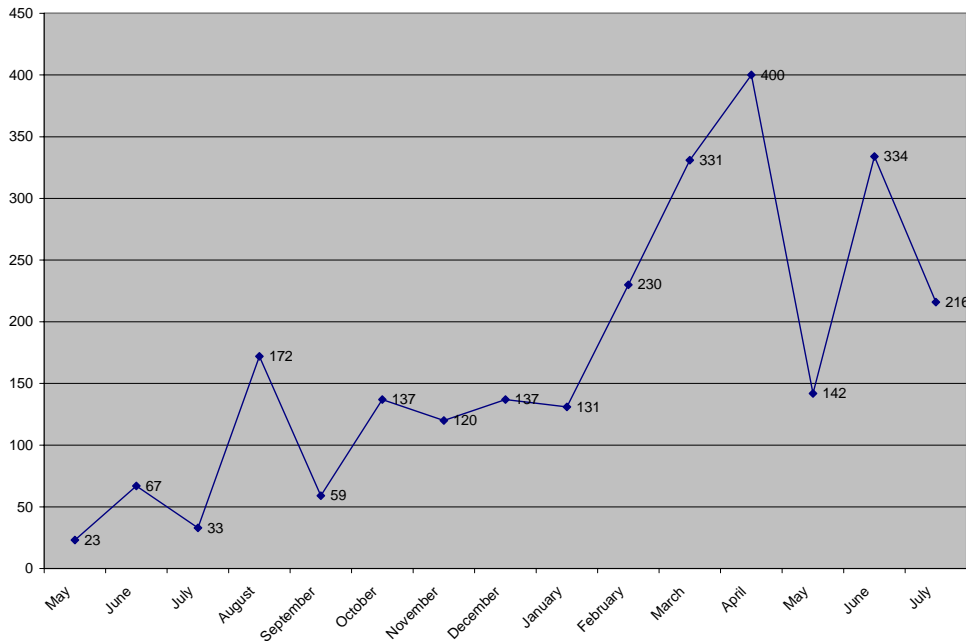
NOTE ON NON-U.S. & U.K. COALITION FATALITIES SINCE MAY 1 TABLE: Excluding American and British troop fatalities, there were no coalition fatalities from the start of the war up until May 1. All such fatalities occurred after that date.

NOTE ON NON-U.S. & U.K. COALITION FATALITIES SINCE MAY 1 TABLE: The following is a detailed account of the non-U.S. & non-U.K. fatalities;

One Danish military fatality, August 19; one Spanish military fatality, August 20; Ukrainian military fatality, September 30.;Two Spanish military fatalities, October 9, and October 26 (The former fatality was a Spanish military attaché.); One Polish military fatality, November 6; 16 Italian military fatalities, November 12; 7 Spanish military fatalities, November 29 (Since the Spanish fatalities were intelligence officers, they are being counted as military rather than civilian fatalities); One Polish military fatality, December 22; 6 Bulgarian military fatalities, December 27; 2 Thai military fatalities, December 27; One Estonian military fatality, February 29; One Salvadorian soldier April 4; One Ukrainian soldier April 6; One Bulgarian military fatality April 23; Two Ukrainian military fatalities April 28; Two Polish military fatalities May 7; One Dutch military fatality May 9, One Italian military fatality May 18, Two Polish, three Slovak, and one Latvian military fatalities on June 8, 2004.

<p>Total number of Iraqi police killed since May, 2003 as of August 4, 2004</p> <p>710⁴</p>
--

IRAQI CIVILIANS KILLED AS A RESULT OF ACTS OF WAR SINCE MAY 2003⁵



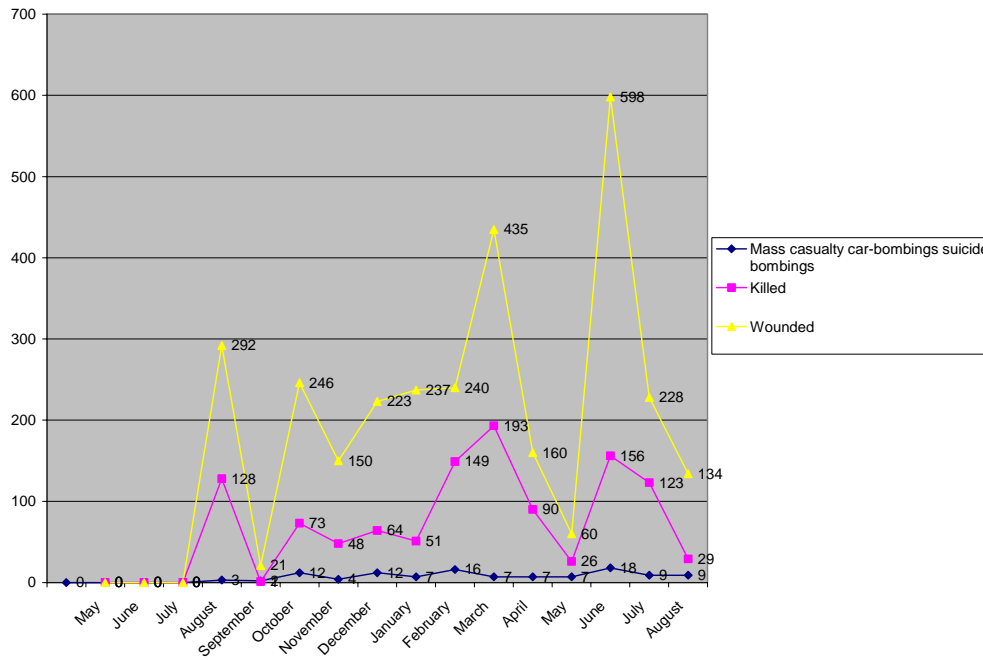
Total as of July 30: 2,532

NOTE ON IRAQI POLICE KILLED: According to Lieutenant Qassem of the Iraqi Facilities Protection Services, the rate of Iraqi police killed by insurgents dropped by almost 50% in April, 2004 to roughly a dozen fatalities. Scott Peterson, "More Iraqis Accept Their U.S.-Trained Forces," *Christian Science Monitor*, May 12, 2004.

NOTE ON IRAQI CIVILIANS KILLED AS A RESULT OF ACTS OF WAR TABLE: Because reports of Iraqi civilian fatalities are not necessarily reported in the order they occur, the estimated number of civilians killed up until a certain date may change as more cases are reported.

NOTE ON IRAQI CIVILIANS KILLED AS A RESULT OF ACTS OF WAR TABLE: This is our best estimate of a monthly breakdown of how many Iraqi civilians have been killed as a result of acts of war, both by insurgents and U.S. military. We recognize that our estimate is most definitely lower than the actual number as a result of the fact that many separate incidents go unreported or unnoticed. The table includes Iraqis killed as a result of mass casualty bombings but also suspected Iraqi insurgents killed deliberately by U.S. forces. The latter category is included due to the inherent difficulty in differentiating between which Iraqis killed were insurgents, and hence targeted intentionally by U.S. military forces, and which were Iraqi civilians killed unintentionally. There may be some double counting of the people that are reported as dead by the Iraqi morgue due to crime, although measures to minimize any such double counting have been taken by focusing on reports of separate incidents only. The Associated Press reported that there had been 5,558 violent deaths in Iraq since May 1, 2003 and up until April 30. They point out that "there is no precise count for Iraq as a whole on how many people have been killed, nor is there a breakdown of deaths caused by the different sorts of attacks. The U.S. military, the occupation authority and Iraqi government agencies say that they don't have the ability to track civilian deaths." The Associated Press estimate that 3,240 Iraqi civilians died between March 20 to April 20, 2003, but conclude that "the real number of civilian deaths was sure to be much higher." Daniel Cooney, Omar Sinan, "AP Enterprise: More Than 5,000 Iraqi Civilians killed Since Occupation Began According to Morgue Records," *Associated Press*, May 18, 2004.

MASS CASUALTY BOMBINGS IN IRAQ SINCE MAY, 2003⁶



Totals as of August 13:

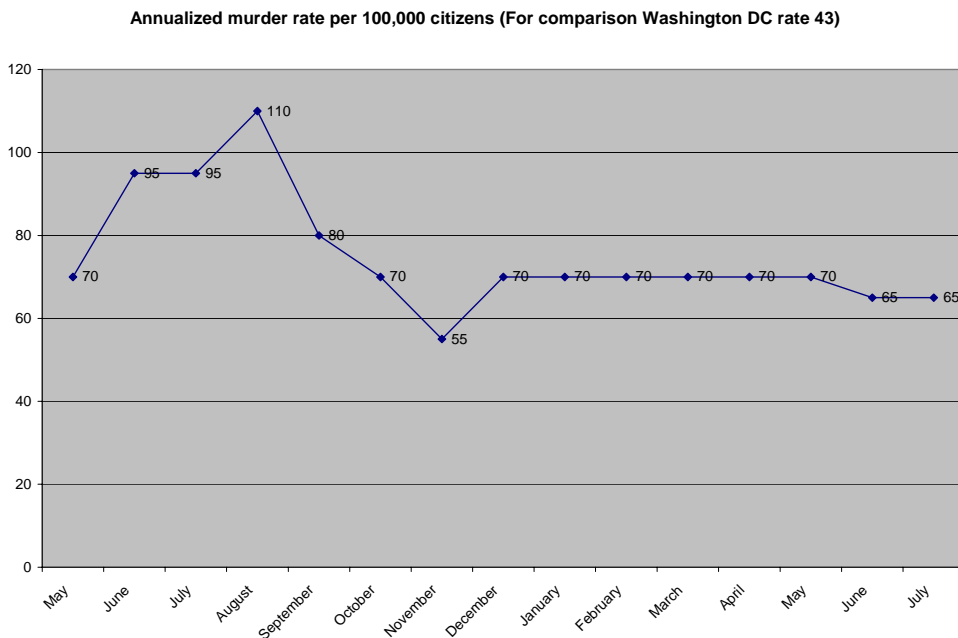
Mass casualty bombings: 113

Killed: 1,131

Wounded: 3,024

NOTE: At least 75 of the 113 mass casualty bombings reported so far were suicide bombings. The casualties listed above do not include the suicide bombers. The tallies for the number of killed and wounded are approximate. Attacks that kill or injure more than 2 people are considered mass-casualty bombings. Roadside bombs are not included in the tally of mass casualty bombing.

CRIME-RELATED DEATHS IN BAGHDAD SINCE MAY, 2003⁷



NOTE: We used to have an upper and lower bound of the estimated murder rate, but have dropped this methodology since we want to ensure that this table reflect the level of crime-related killings as accurately as possible. Estimates for each month are typically based on the number of bodies brought to the Baghdad morgue with mortal gunshot wounds. We recognize that our estimates could be too high as a result of some of the gunshot victims could be insurgents killed intentionally by U.S. military, but also that they could be too low since many murder victims are never taken to the morgue, but buried quickly and privately and never recorded in official tallies. The homicide rate is calculated based on an estimated population of 5.6 million people in Baghdad.

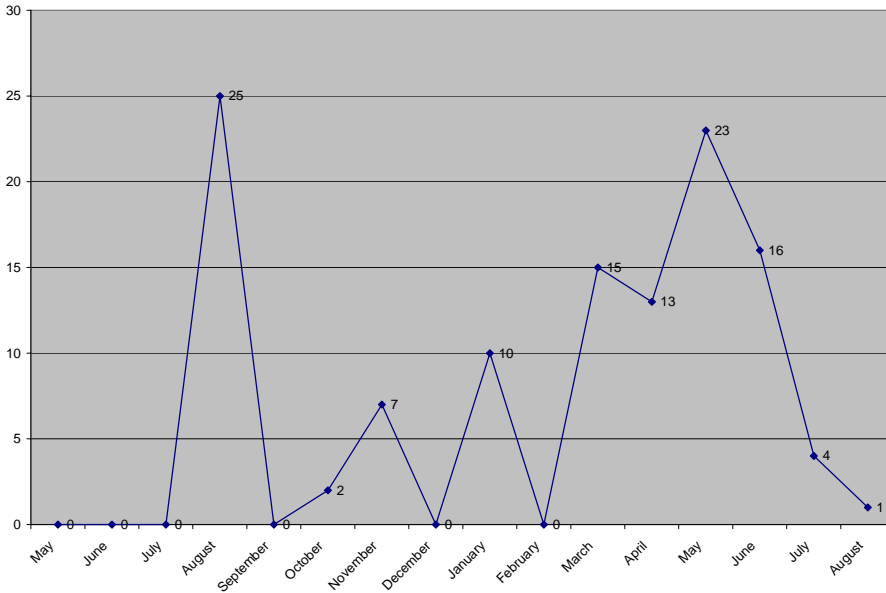
NOTE: Despite a generally poor security situation in Baghdad, there are indicators suggesting that the situation is improving somewhat. According to a report made by Brig. Gen. Mark Hurling, assistant commander, 1st Armored Division, Baghdad, “we continue to see a decrease in crime (especially as we put more Iraqi Police and ICDC [Iraqi Civil Defense Corps] on the streets.)⁸” Nevertheless, according to one senior Iraqi police chief on January 22, although “murders [in Baghdad] are decreasing,” the level of other crimes such as robberies and carjackings has not. “The police are weak”, he continues. “We don’t have enough supplies. The public is still afraid to cooperate with us. They fear tribalism and retribution.”⁹ The Pentagon has yet to make any statistics on Iraqi crime or murder rates available as of March 12. This table will be updated as soon as more information becomes available.

NOTE: ...Interpol lists the following nationwide numbers per 100,000 citizens for countries in the region; Libya 2.08, Jordan 6.33, Lebanon 3.38, Saudi Arabia, 0.71. However, Interpol notes that these [nationwide] statistics cannot be used as a basis for comparison between different countries. This is partly because “police statistics reflect reported crimes, but this only represents a fraction of the real level. The volume of crimes not reported to the police may depend on the actions, policies and perceptions of the police. These can vary with time, as well as from country to country.” Because of the inherent difficulty in interpreting and comparing international murder rates, all such statistics - including those stated in the table above - should be interpreted guardedly.

TOTAL IRAQI CIVILIANS KILLED AS A RESULT OF VIOLENCE FROM WAR AND VIOLENCE FROM CRIME¹⁰

Number of Iraqi civilians killed as a result of violence from war and violence from crime between May, 2003 and July 30, 2004	12,000-24,000
---	---------------

NON-IRAQI CIVILIAN CASUALTIES SINCE MAY, 2003¹¹



Total as of August 13: 116

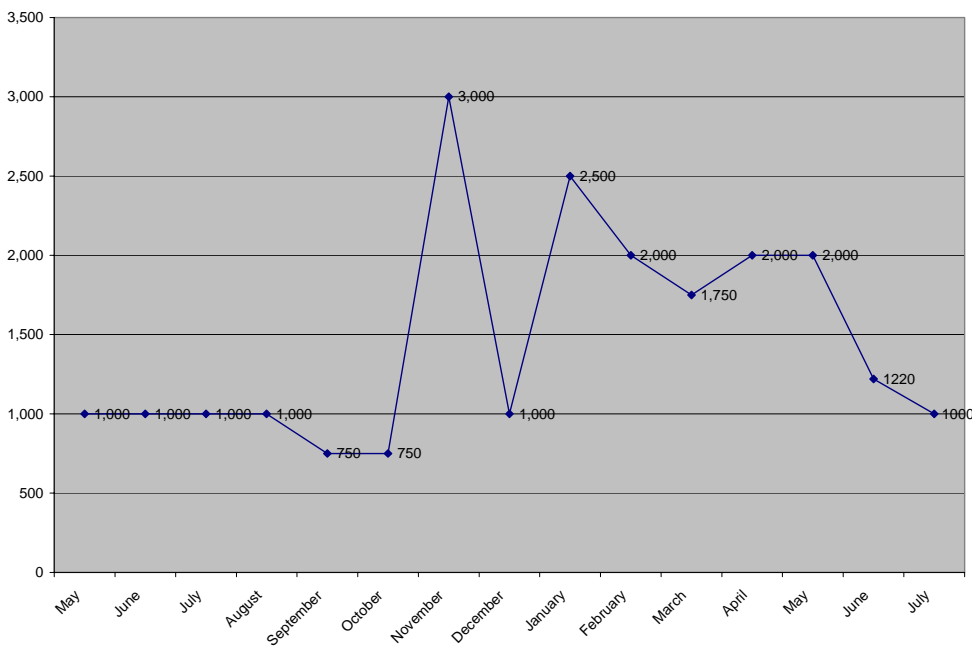
NOTE ON TOTAL IRAQI CIVILIANS CASUALTIES AS A RESULT OF POLITICAL AND CRIMINAL VIOLENCE BETWEEN MAY, 2003 AND JUNE, 2004 TABLE: Recognizing that the statistics for civilian casualties are not good, and that it is very hard to differentiate whether Iraqi civilian fatalities are due to violence from war or violence from crime, we have estimated how many people have died of both causes since May, 2003 and up until June 25, 2004. The total represented by this table is a rough but we believe reasonable estimate of how many Iraqi civilian casualties have been killed during this period.

NOTE ON NON-IRAQI CIVILIAN CASUALTIES TABLE: At least 34 Halliburton employees have been killed in Iraq since the start of the war and up until April 28. Joshua Chaffin, "Fighting Blurs Role of Civilian Contractors," *Financial Times*, April 28, 2004. There are approximately 15,000 security contractors working in Iraq as of April 15, 2004, according to Peter Singer, National Security Fellow at the Brookings Institution.

FOREIGN NATIONALS KIDNAPPED IN IRAQ SINCE MAY 2003

Month	Number of foreigners kidnapped	Status
May 2003 - October 2003	0	
November	1 ¹²	1 released
December	0	
January 2004	0	
February	0	
March	0	
April	43 ¹³	3 killed, 30 released, 2 still held, 1 escaped, 7 status unknown
May	2 ¹⁴	1 killed, 1 still held
June	3 ¹⁵	1 escaped, 2 killed
July	26 ¹⁶	3 killed, 6 released, 1 rescued, 1 escaped, 13 still held, 2 unknown
August	7 ¹⁷	3 still held, 4 released
Date of capture unknown	13 ¹⁸	11 unknown, 2 killed
Total as of August 13, 2004	95	11 killed, 41 released, 3 escaped, 1 rescued, 19 still held, 20 status unknown

SUSPECTED INSURGENTS DETAINED OR KILLED¹⁹



NOTE ON SUSPECTED INSURGENTS DETAINED OR KILLED TABLE: The estimate of suspected insurgents killed or detained since May is a very rough one. The substantial increase in number of people detained or killed in November and onwards may not imply a huge increase in people detained or killed but rather that the data improved starting that month. The numbers for suspected insurgents killed or detained from November to March is not a monthly total, but the projected total given the daily pace of *detained* anti-coalition suspects.

NOTE ON SUSPECTED INSURGENTS DETAINED OR KILLED TABLE: There are 5,700 suspected insurgents detained in Iraq as of July 6, 2004. Of those, 90 detainees are foreign nationals, of which Syrians constitute 50%. Peter Eisler and Tom Squitieri, USA Today, "Foreign Detainees are Few in Iraq," July 6, 2004. According to Secretary of Defense Donald Rumsfeld, 31,850 suspected insurgents have been released as of May 8, 2004. Thom Shanker and Eric Schmitt, "Rumsfeld Accepts Blame and Offers Apology in Abuse," New York Times, May 8, 2004.

ESTIMATED STRENGTH OF IRAQI RESISTANCE NATIONWIDE

Month	Estimated strength of Iraqi resistance nationwide
November	5,000 ²⁰
December	5,000 ²¹
January 2004	3, 000-5,000 ²²
February	N/A
March	N/A
April	5,000 ²³
May	N/A
June	N/A
July	20,000 ²⁴

NOTE ON ESTIMATED STRENGTH OF IRAQI RESISTANCE NATIONWIDE TABLE: 200 insurgents are estimated to be loyal to Abu Musab Zarqawi as of July 7, 2004.. U.S. officials estimate that foreign fighters in Iraq are in the low hundreds as of July 7, 2004. Robin Wright, "In Iraq, Daunting Tasks Await, *Washington Post*, July 7, 2004.

NOTE ON ESTIMATED STRENGTH OF IRAQI RESISTANCE NATIONWIDE TABLE: "Over 90 percent" of the enemy combatants are Bath Party loyalists, according to John E. McLaughlin, Deputy Director of Central Intelligence. Dana Priest, "The CIA's 'Anonymous' No. 2; Low-Profile Deputy Director Leads Agency's Analytical Side," *Washington Post*, January 9, 2004.

COALITION TROOP STRENGTH IN IRAQ SINCE MAY

6/23/2004

Month	U.S. troops in Iraq			Other coalition troops in Iraq (excluding U.S. & Iraqi forces)	Total international troop strength in Iraq
	Active	Reserve	Total		
May	~142,000 ²⁵	~8,000 ²⁶	150,000 ²⁷	23,000 ²⁸	173,000
June	~126,000 ²⁹	~24,000 ³⁰	150,000 ³¹	21,000 ³²	171,000
July	~124,000 ³³	~25,000 ³⁴	149,000 ³⁵	21,000 ³⁶	170,000
August	~114,000 ³⁷	~25,000 ³⁸	139,000 ³⁹	22,000 ⁴⁰	161,000
September	~103,000 ⁴¹	~29,000 ⁴²	132,000 ⁴³	24,000 ⁴⁴	156,000
October	~102,000 ⁴⁵	~29,000 ⁴⁶	131,000 ⁴⁷	25,000 ⁴⁸	156,000
November	N/A	N/A	123,000 ⁴⁹	23,900 ⁵⁰	146,900
December	~85,400 ⁵¹	~36,600 ⁵²	122,000 ⁵³	24,500 ⁵⁴	146,500
January	N/A	N/A	122,000 ⁵⁵	25,600 ⁵⁶	147,600
February	N/A	N/A	115,000 ⁵⁷	24,000 ⁵⁸	139,000
March	N/A	N/A	130,000 ⁵⁹	24,000 ⁶⁰	154,000
April	N/A	N/A	137,000 ⁶¹	25,000 ⁶²	162,000
May	N/A	N/A	138,000 ⁶³	24,000 ⁶⁴	162,000
June	89,700	48,300 ⁶⁵	138,000 ⁶⁶	23,000 ⁶⁷	161,000
July	N/A	N/A	140,000 ⁶⁸	22,000 ⁶⁹	160,000
August	84,000	56,000 ⁷⁰	140,000 ⁷¹	22,000	160,000

N/A= Not available

**U.S. TROOPS ENGAGED IN OPERATION IRAQI FREEDOM
STATIONED IN THE VICINITIES OF IRAQ AND AT SEA**

6/18/2004

Month	Number of U.S. troops
September	51,000 ⁷²
December	45,000 ⁷³

NOTE ON COALITION TROOP STRENGTH IN IRAQ SINCE MAY TABLE: In late 2003 the Department of Defense announced that it planned to draw down the number of American troops in Iraq to 105,000 by May 2004. The current planning as of June 2004 entails maintaining a force of approximately 138,000 troops until the end of 2005. "GAO-04-902R Rebuilding Iraq," June 2004, General Accounting Office.

NOTE ON COALITION TROOP STRENGTH IN IRAQ SINCE MAY TABLE: All numbers are end of month estimates or latest data available for the current month.

NOTE ON U.S. TROOPS ENGAGED IN OPERATION IRAQI FREEDOM STATIONED IN THE VICINITIES OF IRAQ AND AT SEA TABLE: 26,000 U.S. and Coalition personnel providing logistical support to Operation Iraqi Freedom were deployed in Kuwait, as of March 4, 2004. Commander USCENTCOM, John Abizaid, "Prepared Testimony before the Senate Committee on Armed Services Personnel Subcommittee", March 4, 2004, p. 8.

NOTE ON U.S. TROOPS ENGAGED IN OPERATION IRAQI FREEDOM STATIONED IN THE VICINITIES OF IRAQ AND AT SEA TABLE: Of the 51,000 troops involved in Operation Iraqi Freedom stationed outside of Iraq in September 2003, approximately 10,070 were Navy personnel (most at sea in the Persian Gulf). The majority of the remaining 40,090 troops are assumed to have been stationed in Kuwait. Since approximately 2,500 Marines were stationed in Kuwait, we assume that roughly 37,590 Army troops were stationed in Kuwait or in the vicinities.

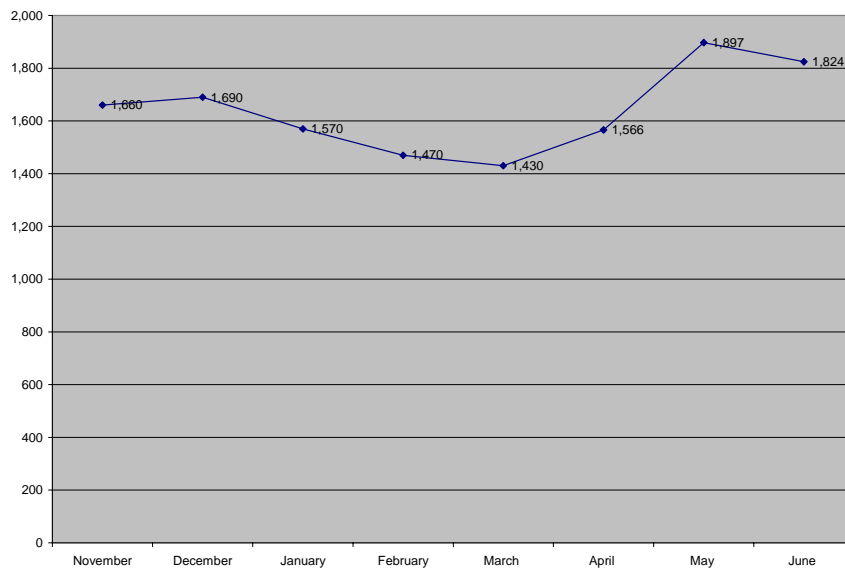
TOP TEN NON-U.S. COALITION CONTRIBUTORS OF MILITARY PERSONNEL IN IRAQ

7/16/2004

Coalition country	Military personnel in Iraq ⁷⁴
United Kingdom	8,300
Italy	2,800
Poland	2,350
Ukraine	1,650
Netherlands	1,300
Australia	850
Romania	700
South Korea	660 ⁷⁵
Japan	500
Bulgaria	450
Remaining 22 coalition countries	2,440
Total	22,000 ⁷⁶

COALITION FORCES ACTIVITY⁷⁷

AVERAGE NUMBER OF PATROLS/24 HOURS

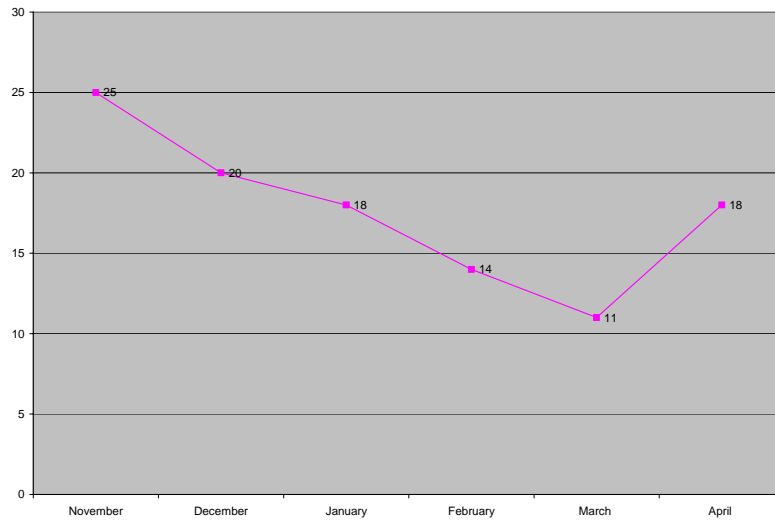


NOTE ON TOP TEN NON-U.S. COALITION CONTRIBUTORS OF MILITARY PERSONNEL IN IRAQ TABLE:

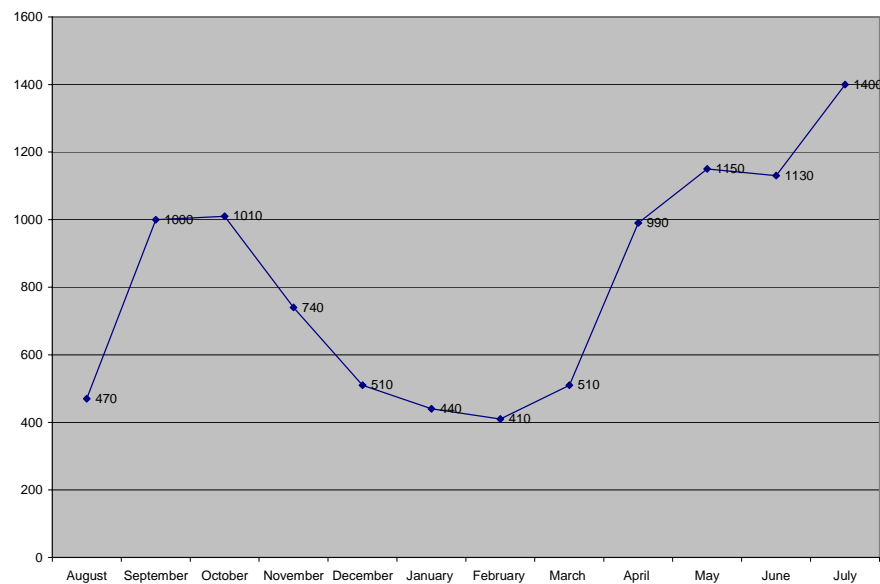
Spain withdrew the last of its 1,300 troops from Iraq on May 21.

NOTE ON TOP TEN NON-U.S. COALITION CONTRIBUTORS OF MILITARY PERSONNEL IN IRAQ TABLE: The following countries have forces in Iraq; Albania, Australia, Azerbaijan, Bulgaria, Czech Republic, Denmark, El Salvador, Estonia, Georgia, Honduras, Hungary, Italy, Japan, Kazakhstan, Korea, Latvia, Lithuania, Macedonia, Moldova, Mongolia, Netherlands, New Zealand, Nicaragua, Norway, Poland, Portugal, Romania, Singapore, Slovakia, Thailand, , Ukraine and the United Kingdom.

AVERAGE NUMBER OF RAIDS/24 HOURS



INSURGENT ATTACKS ON COALITION FORCES⁷⁸



REWARD OFFERED BY INSURGENTS FOR ATTACKING U.S. TROOPS

6/14/2004

Month	Reward for carrying out attacks on U.S. troops (\$) (attack/successful attack)
May	100/500 ⁷⁹
June	N/A
July	N/A
August	N/A
September	N/A
October	1,000-2,000/ 3,000-5,000 ⁸⁰
November	N/A
December	500/3,000 ⁸¹

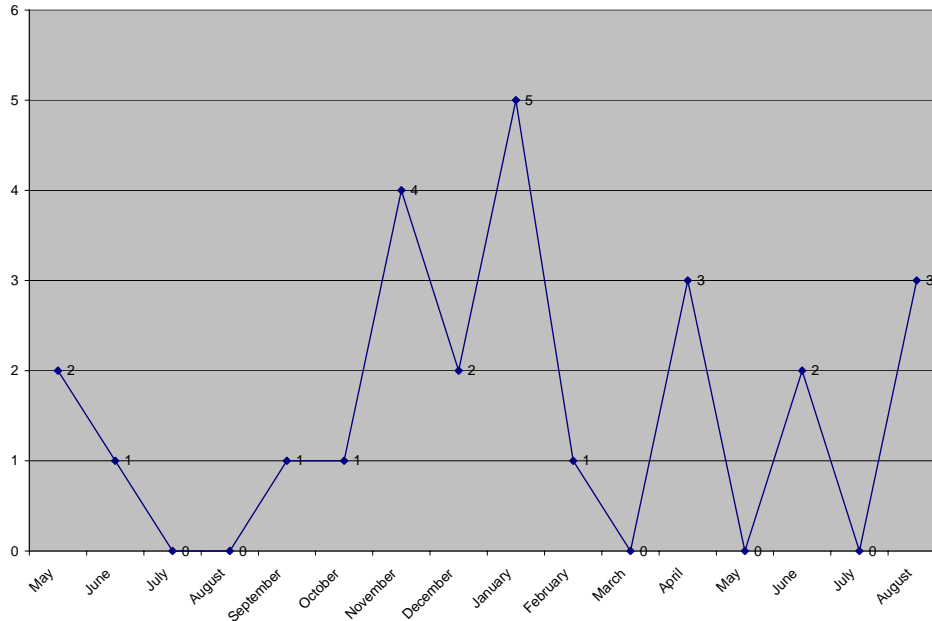
N/A= Not available

NOTE ON REWARD OFFERED BY INSURGENTS FOR ATTACKING U.S. TROOPS SINCE MAY TABLE: Osama bin Laden offered a \$12,500 reward for killing a U.S. or British soldier in Iraq, and \$6,250 for killing other coalition military or civilian personnel in Iraq. Walter Pincus, "Bin Laden Offers Reward for Killings," *Washington Post*, May 8, 2004. A Moqtada Sadr aid in Basra offered a \$350 reward for capturing a British soldier and a \$150 reward for anyone who kills a British soldier. Saad Sarhan and Daniel William, "Anger Echoes Through Mosques," *Washington Post*, May 8, 2004.

Month	Typical number of daily attacks on Iraqi security forces	Typical number of daily attacks on Iraqi civilians
December	2 ⁸²	2 ⁸³
January	4 ⁸⁴	1 ⁸⁵
February	4 ⁸⁶	3 ⁸⁷
March	4 ⁸⁸	4 ⁸⁹
April	N/A	N/A
May	N/A	N/A

N/A= Not available

AMERICAN MILITARY HELICOPTERS DOWNED IN IRAQ⁹⁰

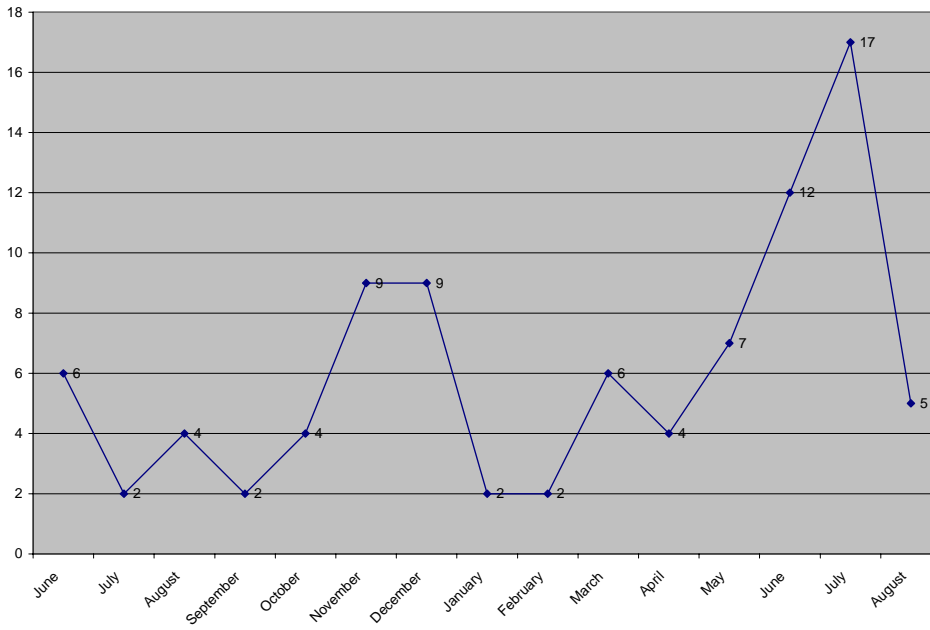


Total as of August 11: 25

NOTE ON INSURGENT ATTACKS AGAINST COALITION FORCES TABLE: The monthly averages of insurgent attacks against coalition forces are approximate. Attacks included are predominantly those using improvised explosive devices, mortars, rocket-propelled grenades, and improvised rockets. Small-arms fire, hand grenade attacks, assassinations, kidnappings and hijackings are excluded from this tally to the best of our knowledge.

NOTE ON AMERICAN MILITARY HELICOPTERS DOWNED IN IRAQ TABLE: Of the 24 helicopters downed in Iraq since May 2003, at least 15 were downed by enemy fire.

ATTACKS ON IRAQI PIPELINES, OIL INSTALLATIONS & OIL PERSONNEL⁹¹



Total as of August 13: 91

BAATHIST LEADERS STILL AT LARGE SINCE APRIL

6/30/2004

Month	Iraqi 55 most wanted: Individuals still at large ⁹²
April	40
May	28
June	23
July	18
August	16
September	15
October	15
November	15
December	13 ⁹³
January	12 ⁹⁴
February	10 ⁹⁵
March	9 ⁹⁶
April	9
May	9
June	9
July	9
August	9

SIZE OF IRAQI SECURITY FORCES ON DUTY

6/23/2004

Month	Iraqi security forces					
	Police	Civil Defense Corps	Army	Border patrol	Facilities protection services	Total Iraqi security forces
May	7,000-9,000 ⁹⁷	N/A	0	N/A	N/A	N/A
June	N/A	N/A	0	N/A	N/A	N/A
July	30,000 ⁹⁸	N/A	0	N/A	11,000 ⁹⁹	N/A
August	34,000 ¹⁰⁰	670 ¹⁰¹	0	2,500 ¹⁰²	N/A	N/A
September	37,000 ¹⁰³	2,500 ¹⁰⁴	0	4,700 ¹⁰⁵	>12,000 ¹⁰⁶	56,200
October	55,000 ¹⁰⁷	4,700 ¹⁰⁸	700 ¹⁰⁹	6,400 ¹¹⁰	18,700 ¹¹¹	85,500
November	68,800 ¹¹²	12,700 ¹¹³	900 ¹¹⁴	12,400 ¹¹⁵	52,700 ¹¹⁶	147,500
December	71,600 ¹¹⁷	15,200 ¹¹⁸	400 ¹¹⁹	12,900 ¹²⁰	65,200 ¹²¹	165,300
January	66,900 ¹²²	19,800 ¹²³	1,100 ¹²⁴	21,000 ¹²⁵	97,800 ¹²⁶	206,600
February	77,100 ¹²⁷	27,900 ¹²⁸	2,000 ¹²⁹	18,000 ¹³⁰	73,900 ¹³¹	198,900
March	75,000 ¹³²	33,560 ¹³³	3,005 ¹³⁴	23,426 ¹³⁵	73,992 ¹³⁶	213,085
	22% partially or fully trained	100% partially or fully trained	100% partially or fully trained	39% partially or fully trained	100% partially or fully trained	64% partially or fully trained
April	80,016 ¹³⁷	23,123 ¹³⁸	2,367 ¹³⁹	18,747 ¹⁴⁰	73,992 ¹⁴¹	198,245
	22% partially or fully trained	100% partially or fully trained	100% partially or fully trained	49% partially or fully trained	100% partially or fully trained	64% partially or fully trained
May	90,803 ¹⁴²	24,873 ¹⁴³	3,939 ¹⁴⁴	16,097 ¹⁴⁵	73,992 ¹⁴⁶	209,704 ¹⁴⁷
	28% partially or fully trained	100% partially or fully trained	100% partially or fully trained	57% partially or fully trained	100% partially or fully trained	66% partially or fully trained
June	83,789 ¹⁴⁸	36,229 ¹⁴⁹	7,116 ¹⁵⁰	18,183 ¹⁵¹	73,992 ¹⁵²	219,309
	32% partially or fully trained	100% partially or fully trained	100% partially or fully trained	100% partially or fully trained	100% partially or fully trained	74% partially or fully trained
Stated goal	89,369 ¹⁵³	41,088 ¹⁵⁴	35,000 ¹⁵⁵	20,420 ¹⁵⁶	73,992 ¹⁵⁷	259,869

N/A= Not available

NOTE: According to Donald Rumsfeld, Iraqi Security forces number around 206,000 in August, 2004. 96,000 of those forces have not been fully trained and equipped. Thom Shanker, "Terrorists Will Fall In Attempt to Disturb Voting For President In Afghanistan, Rumsfeld Says," *New York Times*, August 11, 2004.

NOTE: As of June 22, the Iraqi police had 70% of the weapons needed to fully equip the force. "Draft Working Papers: Iraq Status," *Department of Defense*, June, 22, 2004. Unclassified. Provided to the author by contacts at DoD.

NOTE: The decline in the Iraqi Army and Police on duty since early April is due to the fact that "some were sent to retraining, some were killed in the line of duty and others were removed for actions supporting the insurgency." Draft Working Papers: Iraq Status", *Department of Defense*, May 3, 2004. Unclassified. Provided to the author by contacts at the DoD.

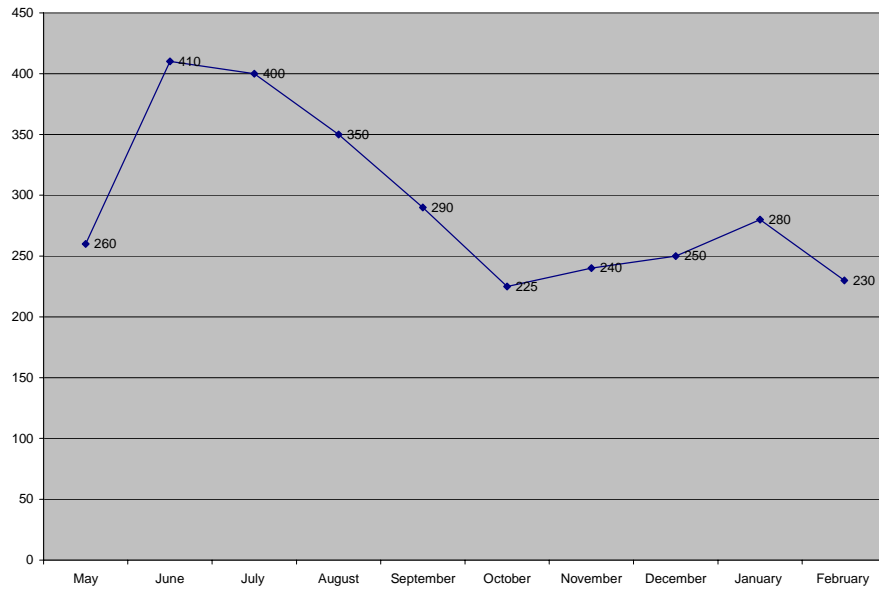
NOTE: 10% of Iraqi security forces fought against coalition forces during the upsurge in insurgent violence in April, according to the commander of the 1st Armored Division, Major General Martin Dempsey. Another 40% "walked off the job because they were intimidated," Major Dempsey said. Connie Cass, "10 Percent of Iraqi Forces Turned on U.S. During Attacks," *USA Today*, April 22, 2004.

NOTE: All numbers are end of month estimates, or latest data available for the current month.

NOTE: There are 10,000 police on duty in Baghdad as of March 18. The goal set by the CPA is to have 19,000 police on duty. Major General Martin Dempsey, Commander, 1st Armored Division, *Coalition Provisional Authority Briefing*, (www.defenseink.mil/transcripts/2004/tr20040318-0549.html) [March 19, 2004].

NOTE: The army under Saddam was 400,000 troops strong. Dexter Filkins, "Bremer Pushes Iraq on Difficult Path to Self-Rule," *New York Times*, March 21, 2004.

MAJOR PROPERTY CRIMES REPORTED TO BAGHDAD POLICE DEPARTMENT¹⁵⁸



NOTE: The contents of this table should be treated cautiously since many major property crimes are not reported to Baghdad police.

ECONOMIC & QUALITY OF LIFE INDICATORS

IRAQI NATIONAL DEBT: CREDITORS

11/6/2003

Creditor country/ creditor by country of origin and interest	Outstanding amounts due by Iraq (millions of dollars)
<i>Australia</i>	499.3 ¹⁵⁹
<i>Austria</i>	813.1 ¹⁶⁰
<i>Belgium</i>	184.5 ¹⁶¹
<i>Brazil</i>	192.9 ¹⁶²
<i>Canada</i>	564.2 ¹⁶³
<i>Denmark</i>	30.8 ¹⁶⁴
<i>Finland</i>	152.2 ¹⁶⁵
<i>France</i>	2,993.7 ¹⁶⁶
<i>Germany</i>	2,403.9 ¹⁶⁷
<i>Italy</i>	1,726 ¹⁶⁸
<i>Japan</i>	4,108.6 ¹⁶⁹
<i>Netherlands</i>	96.7 ¹⁷⁰
<i>Republic of Korea</i>	54.7 ¹⁷¹
<i>Russian Federation</i>	3,450 ¹⁷²
<i>Spain</i>	321.2 ¹⁷³
<i>Sweden</i>	185.8 ¹⁷⁴
<i>Switzerland</i>	117.5 ¹⁷⁵
<i>United Kingdom</i>	930.8 ¹⁷⁶
<i>United States</i>	2,192 ¹⁷⁷
Egypt and others	N/A
<i>Poland</i>	500 ¹⁷⁸
<i>Kuwait</i>	17,000 ¹⁷⁹
<i>Bulgaria</i>	1,000 ¹⁸⁰
<i>Hungary</i>	16.5 ¹⁸¹
<i>Gulf States</i>	30,000 ¹⁸²
<i>Morocco</i>	31.8 ¹⁸³
<i>Jordan</i>	295 ¹⁸⁴
<i>Turkey</i>	800 ¹⁸⁵
Interest (as of 2002)	47,000 ¹⁸⁶
Total	~117,660

N/A= Not available.

NOTE: Debt towards Paris Club countries, Russia and the Republic of Korea (cursive) excludes interest rates and is defined as; “from the debtor side, the amounts due by the public sector. From the creditors’ point of view, the figures include credits and loans granted, or guaranteed by, the Governments or their appropriate institutions. Basically, private claims (debt owed to private creditors) as well as private debt (owed by private Iraqi Institutions without public guarantee) is excluded from this recollection....Russian claims: this figure represents the amounts due to Russia after a simulation of the adjustment on Soviet era claims consistent with Paris Club methodology.”

NOTE: “Estimates of Iraq’s foreign debt vary widely, from \$62-130 billion. The disparities in estimates are due in part to a disagreement between Iraq and its neighboring states over the nature of approximately \$30 billion in assistance given to Iraq by several Gulf States during the Iran-Iraq War. Iraq considers these payments to have been grants; the creditor states consider them to have been loans. Figures also vary depending on whether they include interests which some estimates put at \$47 billion and rising. The World Bank/Bank for International Settlements’ 2001 estimate for Iraqi debt totaled \$127.7 billion, including \$47 billion in accrued interest. The U.S Department of Energy’s 2001 estimate was 62.2 billion.”

NOTE: “There are known to be creditors in Egypt, although the exact amount of this debt is not known. There are also assumed to be other unknown or undisclosed creditors in these and other countries. “

**PLEDGES MADE AT THE INTERNATIONAL DONOR'S CONFERENCE FOR IRAQ IN MADRID,
OCTOBER 23-24, 2003¹⁸⁷.**

Donor	2004 (millions)	2005-2007 (millions)	Unspecified by year (millions)	Total (millions)
Australia	\$45.59	\$0	\$0	\$45.59
Austria	\$1.94	\$3.53	\$0	\$5.48
Belgium	\$5.89	\$0	\$0	\$5.89
Bulgaria	\$0.64	\$0	\$0	\$0.64
Canada	\$0	\$0	\$187.47	\$187.47
China	\$0	\$0	\$25	\$25
Cyprus	\$0	\$0	\$0.12	\$0.12
Czech Republic	\$7.33	\$7.33	\$0.00	\$14.66
Denmark	\$26.95	\$0	\$0	\$26.95
Estonia	\$0.08	\$0	\$0	\$0.08
Finland	\$5.89	\$0	\$0	\$5.89
Greece	\$0	\$0	\$3.53	\$3.53
Hungary	\$1.24	\$0	\$0	\$1.24
India	\$10	\$0	\$0	\$10
Iran	\$5	\$0	\$0	\$5
Ireland	\$3.53	\$0	\$0	\$3.53
Iceland	\$1.50	\$1	\$0	\$2.50
Italy	\$0	\$0	\$235.62	\$235.62
Japan	\$0	\$0	\$4,914.00	\$4,914.00
Korea	\$0	\$0	\$200	\$200
Kuwait	\$0	\$0	\$500	\$500
Luxembourg	\$1.18	\$1.18	\$0	\$2.36
Malta	\$0.00	\$0	\$0.27	\$0.27
Netherlands	\$9.42	\$0	\$0	\$9.42
New Zealand	\$3.35	\$0	\$0	\$3.35
Norway	\$4.29	\$8.58	\$0	\$12.87
Oman	\$0	\$0	\$3	\$3
Pakistan	\$0	\$0	\$2.50	\$2.50
Qatar	\$0	\$0	\$100	\$100
Saudi Arabia	\$120	\$380	\$0	\$500
Slovenia	\$0.27	\$0.15	\$0	\$0.42
Spain	\$80	\$140	\$0	\$220
Sweden	\$0	\$0	\$33	\$33
Turkey	\$0	\$0	\$50	\$50
United Arab Emirates	\$0	\$0	\$215	\$215
United Kingdom	\$235.48	\$216.85	\$0	\$452.33
United States	\$0	\$0	\$18,649	\$18,649
International Monetary Fund	\$850	\$1,700-3,400	\$0	\$2,550-4,250
World Bank	\$500	\$2,500-4,500	\$0	\$3,000-5,000
European Commission , European Union member states and acceding countries	\$614.83	\$394.04	\$272.54	\$1,256.41
European Community	\$235.62	\$0	\$0	\$235.62
Total	\$2,155.21	\$4,958.62 - 8,658.62	\$25,118.50	\$32,232.33- 35,932.33 (whereof \$22,271.71 in grants & \$9,625-13,325 in loans¹⁸⁸)

NOTE: The World Bank defines a pledge as “an indication of intent to mobilize funds for which an approximate sum of contribution is specified. “ The amounts in this table excludes identified humanitarian assistance (\$115.17 million) and export credits and guarantees. Most donors were not able to specify the type of grant assistance at the time of the conference.

NOTE: It has been estimated that close to 25% of the \$18 billion of U.S. aid to Iraq will be needed to cover security costs. David Barstow et. al. “Security Companies: Shadow Soldiers in Iraq,” *New York Times*, April 19, 2004.

WORLD BANK ESTIMATE OF IRAQ RECONSTRUCTION NEEDS¹⁸⁹

Category	Millions of dollars		
	2004	2005-2007	Total
Government Institutions, Civil Society, Rule of Law & Media	99	288	387
Health, Education, Employment Creation	1,880	5,310	7,190
Infrastructure	5,836	18,368	24,204
Agriculture and Water Resources	1,230	1,797	3,027
Private Sector Development	176	601	777
Mine Action	80	154	234
Total	9,301	26,518	35,819

CPA-ESTIMATED NEEDS IN SECTORS NOT COVERED BY THE UN/WORLD BANK ASSESSMENT¹⁹⁰

Category	Millions of dollars		
	2004	2005-2007	Total
Security and Police	5,000	-	5,000
Oil	2,000	6,000	8,000
Culture	140	800	940
Environment	500	3,000	3,500
Human rights	200	600	800
Foreign Affairs	100	100	200
Religious Affairs	100	200	300
Science and Technology	100	300	400
Youth and Sport	100	200	300
Total of CPA estimates	8,240	11,200	19,440

TOTAL FUNDS AVAILABLE, OBLIGATED, AND DISBURSED FOR IRAQ RECONSTRUCTION, AS OF APRIL, 2004¹⁹¹

	U.S. appropriations in 2003 and 2004 (billions)	Development fund for Iraq (billions)	Vested and seized assets (billions)	International (non-U.S.) pledges (billions)
Total Funding	\$24	\$18	\$2.65	\$13.6
Obligations	\$8.2	\$13	\$2.5	N/A
Disbursement	\$3	\$8.3	\$2.4	N/A

N/A: Not available

NOTE ON TOTAL FUNDS AVAILABLE, OBLIGATED, AND DISBURSED FOR IRAQ RECONSTRUCTION, AS OF APRIL 2004
TABLE: U.S. appropriations include appropriations granted in both 2003 and 2004. In 2003, \$4.5 billion dollars was appropriated towards Iraqi reconstruction, and in 2004 \$18.4 billion was appropriated towards Iraqi reconstruction. An additional amount of roughly \$1 billion was appropriated towards CPA operating costs. \$3 billion of that total sum, \$24 billion, had been spent as of April 2004, most from 2003 funds. As of 22 June, 2003, only \$366 million of the funds appropriated in 2004 had been disbursed. 11 billion of the 2004 appropriations had been apportioned as of June 30, 2004. "An apportion is defined as a plan, approved by the Office of Management and Budget, to spend resources provided by law. A disbursement is defined as an actual payment (check goes out the door) for goods /services received." *GAO-04-902 R: Rebuilding Iraq*, General Accounting Office, June 2004; *Quarterly Update to Congress: 2207 Report*, July 2004.

PROJECT ALLOCATIONS AND DISBURSEMENT BY CATEGORY, AS OF MAY, 2004¹⁹²

Purpose	Allocations (millions)	Disbursements (millions)
Ministry operations and expenses	\$7,541	\$6,106
Program Review Board relief and reconstruction projects:		
Humanitarian and human services	\$2,202	\$1,292
Essential services	\$1,439	\$316
Security	\$895	\$21
Economic reconstruction	\$224	\$182
Governance	\$34	\$21
Public buildings and other reconstruction	\$27	\$8
Regional programs	\$618	\$333
Total	\$12,980	\$8,279

USAID CONTRACTS¹⁹³

Date	Contract	Awardee	Funding disbursed as of January 2004
1/6/2004	Iraq infrastructure reconstruction -phase 11	Bechtel	\$1.8 billion (awarded contract)
10/21/2003	Agriculture reconstruction and Development for Iraq	Development Alternatives, Inc.	\$9 million
7/25/2003	Economic recovery, Reform, and Sustained growth	BearingPoint, Inc.	\$39 million
6/25/2003	Monitoring and Evaluation	Management System International	\$5.5 million
5/5/2003	Airport Administration	SkyLink Air and Logistics Support, Inc.	17.5million
4/30/2003	Public Health	Abt Associates, Inc.	\$21 million
4/17/2003	Capital Construction	Bechtel	\$1 billion
4/11/2003	Primary and Secondary education	Creative Associates International, Inc.	\$37.9 million
4/11/2003	Local Government	Research Triangle Institute	\$104.6 million
3/24/2003	Seaport Administration	Stevedoring Services of America	\$41.3million
2/17/2003	Theater Logistical Support	Air Force Contract Augmentation Program	\$91.5 million
2/7/2003	Personnel Support	International Resources Group	\$18.3 million
Total			\$1.387 billion disbursed \$1.8 billion pending

PROJECT ALLOCATIONS AND DISBURSEMENT BY CATEGORY, AS OF MAY 2004 TABLE:

In addition to U.S. appropriations, the amount dispersed includes funds from the Development Fund for Iraq and for vested and seized assets.

Time	Fuel supplies available					
	(Millions of barrels/day)		(Millions of liters/day)			(Tons/day)
	Crude oil production	Crude export	Diesel (Prod. & Imp.)	Kerosene (Prod. & Imp.)	Gasoline/Benzene (Prod. & Imp)	Total LPG (Prod. & Imp.)
Estimated pre-war level	2.8-3.0 ¹⁹⁴	1.7-2.5 ¹⁹⁵	N/A	N/A	N/A	N/A
May	0.3 ¹⁹⁶	N/A	N/A	N/A	N/A	N/A
June	0.675 ¹⁹⁷	0.2 ¹⁹⁸	N/A	N/A	N/A	N/A
July	0.925 ¹⁹⁹	0.322 ²⁰⁰	6.5 ²⁰¹	4.75 ²⁰²	13.5 ²⁰³	1,880 ²⁰⁴
Aug.	1.445 ²⁰⁵	0.646 ²⁰⁶	10.25 ²⁰⁷	6.2 ²⁰⁸	14.0 ²⁰⁹	2,530 ²¹⁰
Sept.	1.7225 ²¹¹	0.983 ²¹²	14.25 ²¹³	6.9 ²¹⁴	17.3 ²¹⁵	3,030 ²¹⁶
Oct.	2.055 ²¹⁷	1.149 ²¹⁸	14.75 ²¹⁹	9.6 ²²⁰	16.35 ²²¹	3,700 ²²²
November	2.1 ²²³	1.524 ²²⁴	13.14 ²²⁵	13.3 ²²⁶	11.792 ²²⁷	3,610 ²²⁸
December	2.30 ²²⁹	1.541 ²³⁰	12.29 ²³¹	9.4 ²³²	12.9 ²³³	3,460 ²³⁴
January	2.440 ²³⁵	1.537 ²³⁶	13.91 ²³⁷	11.3 ²³⁸	13.32 ²³⁹	3,445 ²⁴⁰
February	2.276 ²⁴¹	1.382 ²⁴²	15.21 ²⁴³	13.05 ²⁴⁴	16.65 ²⁴⁵	4,670 ²⁴⁶
March	2.435 ²⁴⁷	1.825 ²⁴⁸	15.03 ²⁴⁹	17.28 ²⁵⁰	17.19 ²⁵¹	5,010 ²⁵²
April	2.384 ²⁵³	1.804 ²⁵⁴	22.75 ²⁵⁵	4.46 ²⁵⁶	19.3 ²⁵⁷	3,607 ²⁵⁸
May	1.887 ²⁵⁹	1.380 ²⁶⁰	22.92 ²⁶¹	4.005 ²⁶²	18.07 ²⁶³	3,264 ²⁶⁴
June	2.295 ²⁶⁵	2.023 ²⁶⁶	16.47 ²⁶⁷	4.9 ²⁶⁸	22 ²⁶⁹	3,086 ²⁷⁰
Stated Goal:	2.8-3.0 ²⁷¹ to be reached December 2004	N/A	18 ²⁷² revised down in June from 19.5	5.0 ²⁷³ revised down in June from 4.5 in May	22 ²⁷⁴ revised up in June from 19 in May	4,000 ²⁷⁵ revised down in June from 4,800

N/A= Not available

NOTE: The June estimate of crude oil exports is from before the June 15 pipeline sabotage. The final June average of crude oil exports is therefore likely to be lower.

NOTE: The administration's post war estimate was that Iraq would accrue \$2-3 billion in oil revenues between June and December 2003. Revenue for 2003 was \$5,076.6 million. As of May 25, 2004, estimated crude oil export revenue was \$5.9 billion for 2004. "Draft Working Papers: Iraq Status", *Department of Defense*, May 25, 2004.

NOTE: Estimated domestic consumption of crude oil is 450,000 barrels per day.

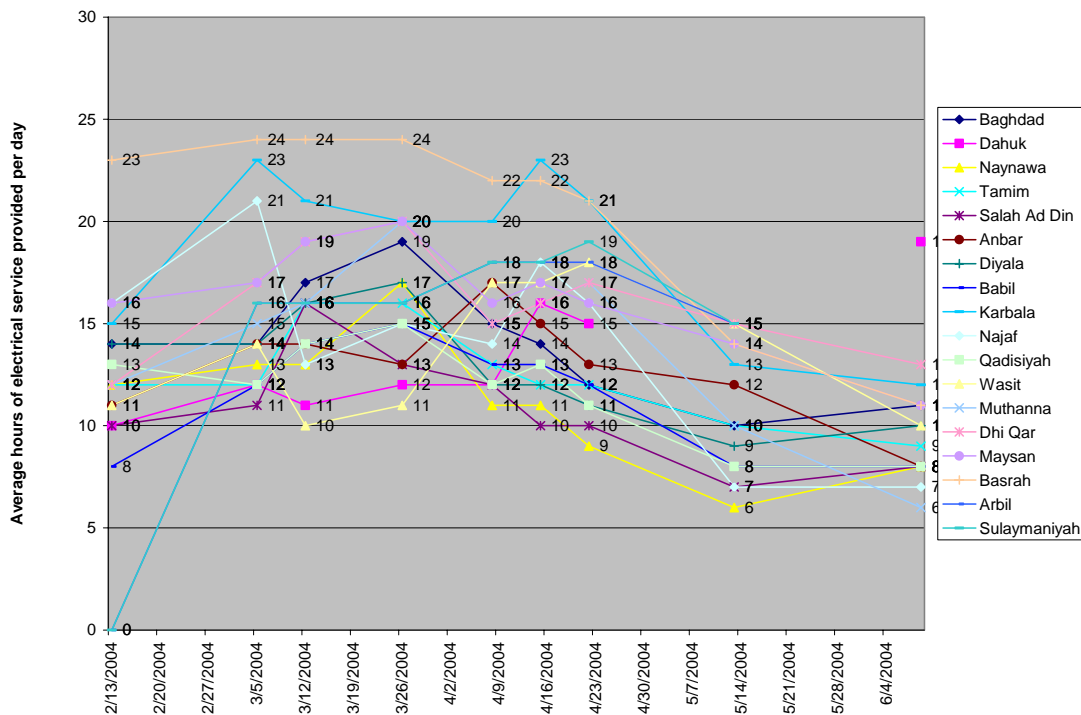
NOTE: Kerosene imports began 5 October, 2003. All previous months cover only production

NOTE: LPG= Liquefied Petroleum Gas

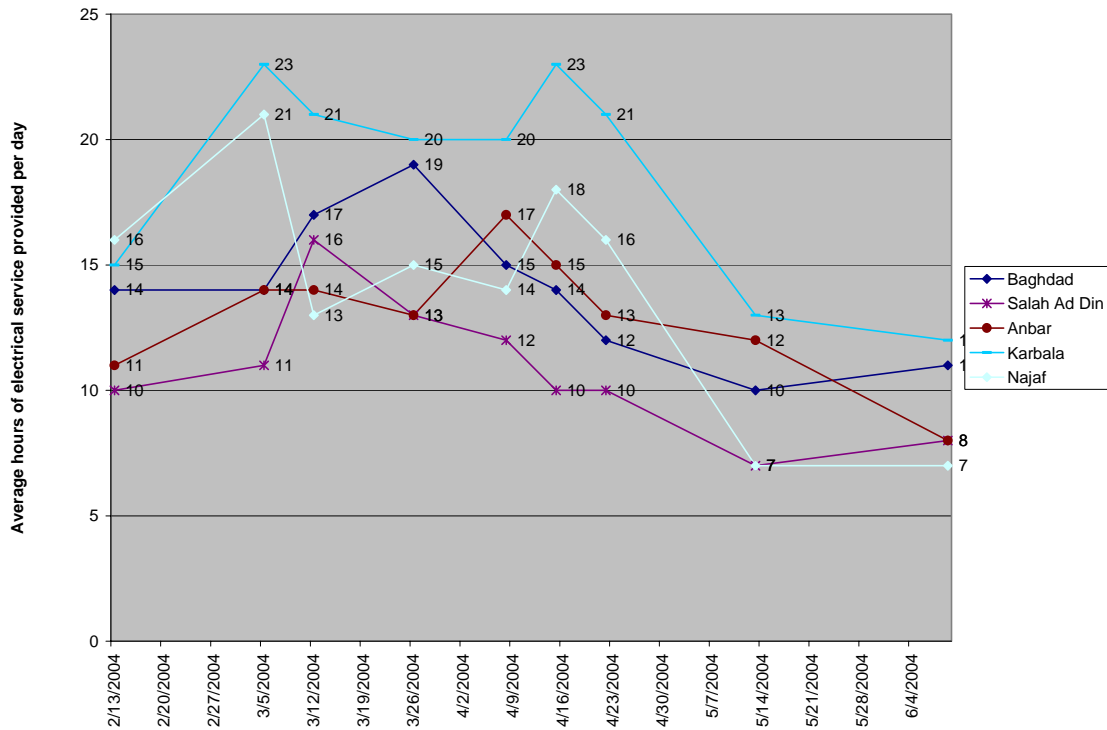
Time	Average amount of electricity generated (Megawatts)	
	Nation-wide	Baghdad
Estimated pre-war level	4,400 ²⁷⁶	2,500 ²⁷⁷
May	N/A	300 ²⁷⁸
June	3,193 ²⁷⁹	707 ²⁸⁰
July	3,236 ²⁸¹	1,082 ²⁸²
Aug.	3,263 ²⁸³	1,283 ²⁸⁴
Sept.	3,543 ²⁸⁵	1,229 ²⁸⁶
Oct.	3,948 ²⁸⁷	N/A
November	3,582 ²⁸⁸	N/A
December	3,427 ²⁸⁹	N/A
January	3,758 ²⁹⁰	N/A
February	4,125 ²⁹¹	1,307 ²⁹²
March	4,040 ²⁹³	1,192 ²⁹⁴
April	3,823 ²⁹⁵	1,021 ²⁹⁶
May	3,902 ²⁹⁷	1,053 ²⁹⁸
June	4,293 ²⁹⁹	1,198
July	5,500 ³⁰⁰	N/A
Stated Goal:	6,000 by July 1, 2004 ³⁰¹	2,500 to have been reached by October 2003 ³⁰²

ELECTRICAL POWER DISTRIBUTION PER GOVERNORATE PER DAY³⁰³

MAJORITY OF GOVERNORATES



SELECTED GOVERNORATES



VALUE OF THE IRAQI DINAR

6/23/2004

Month	\$1 = ID
October 15	2,000 ³⁰⁴
November	1,948 ³⁰⁵
December	1,675 ³⁰⁶
January	1,360 ³⁰⁷
February	1,425 ³⁰⁸
March	1,415 ³⁰⁹
April	1,455 ³¹⁰
May	1,460 ³¹¹
June	1,455 ³¹²

PORT CARGO CAPACITY AND COMMERCIAL AIRPORT DEPARTURES NATIONWIDE

5/25/2004

Time	Port cargo capacity (raw tonnage in millions) ³¹³	Commercial aircraft departures nationwide (per day) ³¹⁴
Pre-war	7	2-3
January	6.3	40
April	N/A	20
May	N/A	29
Stated goal for July 2004	7-8	200-300

N/A= Not available

IRRIGATION

12/01/2003

Month	Irrigation canals in need of clearing (km)
May	20,000 ³¹⁵
September	5,000 ³¹⁶
October	3,500 ³¹⁷

NOTE ON VALUE OF THE IRAQI DINAR TABLE: A nationwide currency exchange program was initiated on October 15, 2003 during which new Iraqi dinars were put in circulation and old currency was destroyed. The program was completed on January 20, 2004. The table above tracks the appreciation of the new currency since it was introduced.

TELECOMMUNICATIONS

5/5/2004

Time	Number of phones	Number of Internet connections
Estimated pre-war level	833,000 ³¹⁸	4,500 ³¹⁹
September	850,000 ³²⁰	4,900 ³²¹
December	600,000 ³²²	N/A
January 2004	600,000 ³²³	N/A
February	900,000 ³²⁴	N/A
March	984,225 ³²⁵	N/A
April	1,095,000 ³²⁶	N/A
May	1,220,000 ³²⁷	N/A
June	1,200,000 ³²⁸	N/A
Previous goal (Jan. 2004)	1,100,000 ³²⁹	50,000 ³³⁰

LOCAL GOVERNANCE COUNCILS

2/18/2004

Month	Number of local governance councils
November	255 ³³¹
December	255
January	N/A
February	318 ³³²

HOSPITALS RESTORED TO PRE-WAR LEVEL OF OPERATIONS

3/7/2004

Month	Hospitals restored to pre-war level of operations
March	90% ³³³

N/A=Not available

NOTE ON LOCAL GOVERNANCE COUNCILS TABLE: The number of local governance councils includes city, district, sub-district and neighborhood councils.

Month	Unemployment rate nationwide
May	N/A
June	50 - 60% ³³⁴
July	N/A
August	50-60% ³³⁵
September	N/A
October	40 - 50% ³³⁶
November	N/A
December	45-55% ³³⁷
January	30 - 45% ³³⁸
February	30 - 45% ³³⁹
March	30- 45% ³⁴⁰
April	30 - 45% ³⁴¹
May	30-45% ³⁴²
June	30-40% ³⁴³
July	30-40% ³⁴⁴

N/A= Not available

NOTE: According to the Ministry of Planning, the unemployment rate in January was 28%, and the underemployment rate was 21.6%. “Draft Working Papers: Iraq Status”, *Department of Defense*, May 25, 2004. Unclassified. Provided to the author by contacts at the DoD.

NOTE: The numbers referred to in the table is a very rough approximation of the employment situation in Iraq. As noted by Director of Employment, Fatin Al-Saada, Iraqi Ministry of Labor and Social Affairs on October 22, 2003 “There are no employment statistics for Iraq.” Department of Defense, “Assistant Secretary for Policy at the Department of Labor, Chris Spear briefs on Iraqi Minister Of Labor And Social Affairs,” (<http://www.defenselink.mil/transcripts/2003/tr20031022-0809.html> {October 22, 2003}). Transcript. Estimates made by economists, however, generally range between 50-70%. There is an inherent difficulty in measuring the Iraqi rate of unemployment over time. Because recent estimates are likely to be more accurate than older ones, but also higher, this means that despite an improvement in the economic situation nationwide, the numbers give the impression that it is getting worse. Considering the increase in entrepreneurial activity after the end of the war, we have for the purposes of this database assumed that there has been an improvement in unemployment levels, and hence weighted information supporting such a conclusion heavier than contradictory data reports. Another factor contributing to a somewhat improved employment situation in Iraq is that some 435,000 jobs have been directly created by the Coalition Provisional Authority as of May 25, 2004. “Draft Working Papers: Iraq Status”, *Department of Defense*, May 25, 2004.

POLLING

*END OF JUNE: IRAQ CENTER FOR RESEARCH AND STRATEGIC STUDIES POLL*³⁴⁵

Question	Findings
Do you strongly or somewhat" oppose the presence of coalition forces?	Yes: 67%
Should coalition forces leave either immediately or directly after the election?	Yes: 80%
Would you feel safer, less safe, or would it make no difference if coalition forces left now?	More safe: 41% Less safe: 34% No difference: 17%
Should coalition forces stay as long as is necessary for stability or leave immediately?	Stay as long as is necessary for stability: 13% Leave immediately: 30%
Do you feel very safe in your neighborhood?	End of June: 50% End of April: 25%
Have your family's economic situation improved from before the war?	Yes: 50%
Do you expect the economy to get better over the next six months?	End of June: ~60% End of April: 36%
Have conditions for creating peace worsened over the past three months?	Yes: 49%
Are the current difficulties a price worth paying for toppling Saddam?	Yes: 54% No: 37%

*9-19 JUNE: COALITION PROVISIONAL AUTHORITY (CPA) POLL*³⁴⁶

CONFIDENCE IN THE NEW INTERIM GOVERNMENT

Do you have confidence in the new leaders of the interim government?	Yes: 68%
Do you approve of Prime Minister Ayad Allawi?	Yes: 73%
Do you approve of President Ghazi Yawar?	Yes: 84%
Do you support the new Cabinet?	Yes: 67%
What effect do you believe the new government will have on the situation in Iraq after the handover on June 30 th ?	Make things better: 80% Things will remain the same: 10% Things will get worse: 7%
Have you heard or read a significant amount about the new leaders of the interim government?	Yes: 70%
Do you believe that the first democratic elections for a new national assembly will be free and fair?	Yes: 67%

CONFIDENCE IN IRAQI SECURITY FORCES

Do you support the new Iraqi Army?	Yes: 70%
Do you support the new Iraqi police?	Yes: 72%

CONFIDENCE IN SELECTED INSTITUTIONS

Month	Iraqi Police	Iraqi Army	Iraqi ministries	Governing Council	CPA	Coalition forces
November	84%	71%	63%	63%	47%	N/A
January	80%	63%	54%	51%	32%	28%
March	79%	61%	42%	41%	14%	13%
April	67%	62%	31%	23%	9%	7%
May	76%	62%	39%	28%	11%	10%

PERCEIVED IMPACT OF AN INTERIM GOVERNMENT

Question	Findings
How do you think having an interim government on June 30 will make things for Iraq?	Better: 63% Worse: 15% Same: 14% Don't know/No answer: 8%

HOW LONG SHOULD COALITION FORCES STAY IN IRAQ?

Question	Findings
How long should Coalition Forces stay in Iraq?	Leave after a permanent government is elected: 45% Leave immediately: 41% As long as Coalition Forces think it is necessary for stability: 6% Two years: 4% Don't know/No answer: 4%

IMPACT OF COALITION FORCES LEAVING IMMEDIATELY

If coalition forces left Iraq immediately would you feel more safe?
November: 11%
January: 28%
April: 55%
May: 55%

PRISONERS ABUSE AT ABU GHRAIB

Question	Findings
Were you surprised when you saw the abuse of prisoner's at Abu Ghraib?	Yes: 71% No: 22% Don't know/No answer: 7%
Do you believe that the abuse of prisoners at Abu Ghraib represents fewer than 100 people or that all Americans behave this way?	All Americans are like this: 54% Fewer than 100 people: 38% Don't know/No answer: 8%
Do you believe anyone will be punished for what happened at Abu Ghraib?	No: 61% Yes: 29% Don't know/No answer: 10%

ABILITY OF IRAQI POLICE AND ARMY TO MAINTAIN SECURITY IN IRAQ

Question	Findings
Do you think it is likely that the Iraqi police and Army will maintain security without the presence of Coalition Forces?	Very likely: 62% Somewhat likely: 25% Not very likely: 6% Don't know/No answer: 4% Not at all likely: 3%

MOST DANGEROUS KIND OF VIOLENCE TO IRAQ

What kind of violence do you think is most dangerous to Iraq?	
Street crime	January: 8.9% May: 8.3%
Large vehicle bombs	January: 16.5% May: 16.1%
Armed encounters between Coalition Forces and others	January: 3.3% May: 11.4%
Violence by Militias	January: 1.8 % May: 2.2 %
Killings of Baathists	January: 0.9 % May: 1.3 %
Private Revenge Killings	January: 1.8 % May: 2.9 %
Coalition soldiers killed for revenge	January: 0.7 % May: 0.5 %
Improvised Explosive Devices (IEDs) along roads	January: 10.6 % May: 18.9 %
Kidnappings	January: 2.0 % May: 3.4 %
War between sects	January: 29.2% May: 15.6 %
Ethnic war	January: 8.2 % May: 9.1 %
Military actions by Coalition Forces	January: 6.3 % May: 9.1%
Threats from outside Iraq	January: 1.8 % May: 3.6 %
Don't know/No answer	January: 2.2 % May: 6.5 %

MOST DANGEROUS KIND OF VIOLENCE TO IRAQI FAMILIES

What kind of violence do you think is most dangerous to your family?	
Street crime	January: 45.9% May: 40.4 %
Large vehicle bombs	January: 8.4 % May: 15.2 %
Armed encounters between Coalition Forces and others	January: 3.4 % May: 10.8 %
Violence by Militias	January: 0.9 % May: 1.6 %
Killings of Baathists	January: 0.7% May: 0.3 %
Private Revenge Killings	January: 2.1% May: 1.0 %
Coalition soldiers killed for revenge	January: 0.7 % May: 0.1 %
Improvised Explosive Devices (IEDs) along roads	January: 19.1 % May: 16.7 %
Kidnappings	January: 1.3 % May: 1.7 %
War between sects	January: 4.3 % May: 1.6 %
Ethnic war	January: 0.7 % May: 0.3 %
Military actions by Coalition Forces	January: 10.6 % May: 8.5 %
Threats from outside Iraq	January: 0.2 % May: 0.1 %
Don't know/No answer	January: 1.7 % May: 1.1 %

MOST URGENT ISSUES FACING IRAQ MID-MAY

Issue	Baghdad	Basrah	Mosul	Hillah	Diwaniyah	Baqubah	All
Security	58%	39%	60%	84%	72%	55%	59%
Economy	16%	16%	17%	8%	15%	20%	16%
Infrastructure	13%	38%	15%	7%	6%	2%	15%
All Others	13%	7%	8%	1%	7%	23%	10%

IRAQI OPINION OF MOQTADA AL-SADR IN LATE APRIL

Question	Findings
Compared to 3 months ago my opinion of Moqtada al-Sadr is...	Much better: 40% Better: 41% Somewhat worse: 14% Much worse: 5%

IMPACT OF EVENTS ON UNIFYING OR DIVIDING IRAQ

Question	Findings
Have recent events, the fighting in Falluja and the acts of Moqtada al-Sadr made Iraq more unified or more divided?	More unified: 64% More divided: 14% Don't know/No answer: 22%

OPINION ON VIOLENT ATTACKS IN THE COUNTRY

<p align="center">How much do you agree with each of the following statements? The violent attacks around the country....</p>	
<p>...are an effort of outside groups to create instability in our country</p>	<p align="center">Somewhat agree: 25% Totally agree: 36% Somewhat disagree: 10% Totally disagree: 15%</p>
<p>...show Iraq is not ready to live in peace with the world</p>	<p align="center">Somewhat agree: 20% Totally agree: 26% Somewhat disagree: 8% Totally disagree: 31%</p>
<p>...emphasize the need for the continued presence of coalition forces</p>	<p align="center">Somewhat agree: 20% Totally agree: 22% Somewhat disagree: 11% Totally disagree: 33%</p>
<p>...are an effort to liberate Iraq from the United States and Coalition Forces</p>	<p align="center">Somewhat agree: 18% Totally agree: 29% Somewhat disagree: 9% Totally disagree: 33%</p>
<p>...are an effort to reinstate the old regime</p>	<p align="center">Somewhat agree: 16% Totally agree: 9% Somewhat disagree: 14% Totally disagree: 45%</p>
<p>...have increased because people have lost faith in Coalition Forces</p>	<p align="center">Somewhat agree: 12% Totally agree: 67% Somewhat disagree: 3% Totally disagree: 6%</p>

IRAQI PERCEPTION OF INSURGENTS

Please indicate if and how the following statements apply to those who attack the Coalition Forces and those who work with them	
They believe that the Coalition is trying to steal Iraq's wealth	Totally true: 66% Partially true: 12% Not true: 7%
They believe all foreign forces must leave at once	Totally true: 59% Partially true: 15% Not true: 11%
They believe national dignity requires the attacks	Totally true: 53% Partially true: 15% Not true: 13%
They want democracy, but do not believe the Coalition will help democracy	Totally true: 41% Partially true: 22% Not true: 15%
They want to establish an Islamic state with no outside influence	Totally true: 31% Partially true: 28% Not true: 21%
They are trying go undermine the transfer of responsibility to Iraqi forces	Totally true: 27% Partially true: 18% Not true: 36%
They are trying to help us create a better future	Totally true: 23% Partially true: 23% Not true: 32%
They do not want democracy in Iraq	Totally true: 17% Partially true: 21% Not true: 45%
They are angry because they lost the privileges they had under Saddam	Totally true: 15% Partially true: 17% Not true: 48%
They want to return to Saddam and the Baath party	Totally true: 9% Partially true: 11% Not true: 61%

SUPPORT OF OR OPPOSITION TO THE FOLLOWING INDIVIDUALS IN LATE APRIL

Individual	Somewhat support	Strongly support	Somewhat oppose	Strongly oppose
Massoud Barzani	14%	5%	25%	49%
Ayad Allawi	18%	5%	21%	40%
Mowaffek al-Rubaie	21%	8%	20%	41%
Adnan Pachachi	31%	10%	30%	20%
Jalal Talabani	10%	11%	24%	50%
Abdul Kareem al-Muhamadawi	20%	11%	16%	29%
Muhssin Abdul Hamed	33%	12%	17%	18%
Sayyid Muhammed Bahr ul-Uloom	26%	18%	18%	31%
Hare'eth al-Dhari	25%	20%	14%	13%
Ahamad al-Qubaisi	31%	24%	16%	13%
Abdul Azziz al-Hakim	26%	25%	16%	28%
Moqtada al-Sadr	35%	32%	19%	10%
Ibrahim Jaferi	19%	39%	12%	26%
Ali Sistani	19%	51%	14%	6%

VOTING FOR AN IRAQI PRESIDENT

If you could vote for any living Iraqi for president, who would it be? Absolute number of respondents per candidate from 1093 respondents	
Sadoun Hammadi:	2
Mushin A. Hameed:	3
Ahmed al-Kubaisi:	3
Mowaffek al-Rubaie:	4
Ghazi Ajeel:	4
Ahmad Chalabi:	6
Mehdi al-Hafudh:	6
Ali Sistani:	20
Moqtada al-Sadr:	22
Shareef Ali:	27
Saddam Hussein:	37
A. Azziz al-Hakeem:	38
Any fair and efficient person:	42
Adnan Pachachi:	45
Other:	57
Ibrahim Jaafari:	184
None:	218
Don't know/No answer:	375

APPROPRIATE POWER OF THE INTERIM GOVERNMENT

What powers should the unelected, interim government have for its 7 months in office?	
Make laws or agreements that a future elected government could not change	May: 12% April: 11%
Make long-term agreements with other countries	May: 26% April: 27%
Replace current governors?	May: 61% April: 62%
Disarm and control the political party and religious militias	May: 64% April: 63%
Replace current ministries	May: 60% April: 63%
Increase or reduce taxes	May: 47% April: 68%
Order Coalition Forces to leave Iraq	May: 70% April: 77%
Take responsibility for prisoners held by Coalition Forces	May: N/A April: 83%
Adjusting prices, such as increasing the prices of subsidized petroleum products and other commodities	May: 49% April: N/A
Make economic changes, such as giving people money in place of their food rations	May: 19% April: N/A
Make economic changes, like adjusting prices	May: N/A April: 84%

IRAQIS INFORMED ABOUT U.N. RECOMMENDATIONS ON THE INTERIM GOVERNMENT

Question	Findings
How much have you heard or read about the recent United Nations recommendations about the June 30 interim government?	Don't know/No answer: 4% A great deal: 8% Not very much: 16% A fair amount: 20% Nothing: 52%

IRAQIS INFORMED ABOUT FORMATION OF COMMISSION SUPERVISING ELECTIONS

Question	Findings
How much have you heard or read about the formation of an independent commission supervising the elections to be held in January 2005?	A great deal: 4% Not much: 14% A fair amount: 17% Nothing: 65%

WHO SHOULD HAVE A SAY IN SELECTING THE ELECTION COMMISSION?

How much influence should the following institutions have in selecting the members of the independent election commission?	
Religious communities	Great deal: 59% A fair amount: 20% Not much: 4% None: 11%
International experts	Great deal: 42% A fair amount: 23% Not much: 6% None: 21%
Community tribal leaders	Great deal: 38% A fair amount: 26% Not much: 9% None: 19%
United Nations	Great deal: 36% A fair amount: 20% Not much: 10% None: 27%
Community Political Leaders	Great deal: 31% A fair amount: 23% Not much: 13% None: 23%
Governing Council	Great deal: 11% A fair amount: 15% Not much: 11% None: 55%
Coalition Provisional Authority	Great deal: 8% A fair amount: 7% Not much: 8% None: 69%

WHAT CONTRIBUTES TO YOUR SENSE OF SECURITY

Which of the following contributes to your sense of security?
Coalition Forces: 1%
Joint Coalition forces and Iraqi patrols: 1%
Mosque patrols: 2%
None/Other/Don't know/No answer: 3%
Local neighborhood patrols: 4%
Local police: 18%
Family: 26%
Neighbors and friends: 45%

INTEREST IN JOINING THE IRAQI SECURITY FORCES

Question	Findings
Are you and any member of your family more or less interested in joining the Iraqi security forces than you were 3 months ago?	More interested: 51% Less interested: 39% Don't know/No answer: 10%

IRAQI OPINION OF COALITION FORCES

Should Coalition Forces leave or stay in Iraq? (Results expressed as absolute numbers for each opinion for 1068 respondents)	
Leave: 866	Stay: 71
Why should Coalition Forces leave?	Why should Coalition Forces stay?
They are occupiers and must leave immediately: 418	They are the only power that can effectively administer Iraq: 33
They brought only death and destruction: 142	If they leave there will be a political vacuum: 22
Iraqis can administer Iraq better: 102	Other/Don't know/No answer: 11
They want Iraqi oil and resources: 76	Their presence brings Iraq future benefit: 5
They are facilitating Zionist domination of Iraq: 51	
They do not respect our religions and cultures: 38	
They abuse Iraqis: 23	
Other/Don't know/No answer: 16	

NOTE ON IRAQI OPINION OF COALITION FORCES: Although not represented by the original polling information, we assume that the 131 of the 1068 people whose opinions were not accounted for in the “leave” or “stay” categories either did not know or choose not to answer the question.

MARCH 22-APRIL 9: CNN/USA TODAY/ GALLUP POLL³⁴⁸

Question	Findings
Has the coalition invasion in Iraq done more harm than good or more good than harm?	More harm than good: 46% More good than harm: 33% The same: 16% Don't know: 4%
Is Iraq much better off, somewhat better off, somewhat worse off, or much worse off than before the U.S. and British invasion?	Much better off: 11% Somewhat better off: 31% About the same: 17% Somewhat worse off: 24% Much worse off: 15% Don't know: 2%
Are you and your family much better off, somewhat better off, somewhat worse off, or much worse off than you were before the U.S. and British invasion?	Much better off: 14% Somewhat better off: 37% About the same: 25% Somewhat worse off: 15% Much worse off: 10% Don't know: 1%
Would you prefer for the U.S. and British forces to leave immediately (in the next few months), or do you think they should stay in Iraq for a longer period of time?	Leave immediately (in the next few months): 57% Stay in Iraq for a longer period of time: 36% Don't know: 7%
Do you think of the Coalition forces mostly as occupiers, or mostly as liberators?	Mostly as occupiers: 71% Mostly as liberators: 19% Both equally: 8% Don't know: 2%
At the time of the invasion last spring, did you think of the Coalition forces mostly as occupiers, or mostly as liberators?	Mostly as occupiers: 43% Mostly as liberators: 43% Both equally: 9% Don't know: 4%
Over the past three months, have conditions for creating peace and stability in Iraq improved or worsened?	Improved: 25% Worsened: 54% Stayed the same: 19% Don't know: 2%
If the Coalition left Iraq today, would you feel more safe or less safe?	More safe: 28% Less safe: 53% No difference: 12% Don't know: 8%
Do you think your life or your family's life would be in danger if you were seen to be cooperating with the CPA?	Yes, would be in danger: 69% No, will not be in danger: 22% Don't know: 8%

IRAQI STANDARD OF LIVING

Since the invasion, which of the following happened to you personally or to members of your household?	At all since the invasion	Within the past four weeks	Before the past four weeks/since the invasion	Since the invasion	Happened in the year before the invasion
Gone without electricity for long periods of time?	78%	3%	20%	44%	68%
Been without clean drinking water for long periods of time?	49%	4%	11%	28%	36%
Had to stand in line for long periods of time to buy gasoline?	74%	2%	29%	33%	7%
Been unable to obtain food because of shortages?	25%	1%	6%	14%	11%
Been afraid to go outside your home for safety reasons?	57%	2%	14%	32%	7%
Had home burglarized?	3%	N/A	1%	1%	3%
Been unable to obtain medical assistance or medicine?	25%	1%	4%	16%	15%
Had a car or property stolen?	3%	N/A	1%	1%	1%
Been physically attacked?	2%	N/A	N/A	1%	3%
Feel freer to express any political views in public?	76%	1%	3%	60%	2%
Felt afraid of practicing religious beliefs?	8%	1%	1%	4%	54%
Been afraid to go outside your home at night for safety reasons?	74%	1%	6%	39%	10%
Lost my job?	7%	0%	N/A	5%	4%
Gone without public sewage system?	40%	N/A	1%	31%	37%

PERCEPTIONS OF U.S. FORCES' EFFORTS TO IMPROVE IRAQI LIVING CONDITIONS

How hard do you think U.S. forces are trying to accomplish each of the following – a lot, only a little, or not at all?	Try a lot	Try only a little	Does not try at all
Restoring basic services like electricity/clean drinking water to Iraqis?	11%	41%	44%
Trying to keep ordinary Iraqis from being killed/wounded during exchanges of gunfire?	11%	18%	67%
Working to repair Iraqi schools and classrooms?	17%	50%	26%
Working with local councils to try to improve neighborhood conditions/services?	7%	34%	49%
Maintaining roads and bridges?	8%	23%	60%
Improving local health centers?	13%	40%	40%

24 MARCH -2 APRIL: COALITION PROVISIONAL AUTHORITY POLL

IRAQI ATTITUDE TOWARDS INSTITUTIONS³⁴⁹

Do you have a positive or negative attitude towards the following institutions?	Attitude	
	Positive	Negative
Iraqi police	79%	19%
New Iraqi Army	61%	26%
Local council	45%	36%
Iraqi ministries	43%	41%
Governing council	41%	52%
Coalition Provisional Authority	14%	80%
Coalition forces	13%	83%

IMPORTANCE OF SECURITY TO RESIDENTS OF BAGHDAD³⁵⁰

Month	Baghdad residents naming security as the most urgent issue
January	50%
February	60%
March	65%
April	70%

IRAQI PERCEPTION OF OVERALL SITUATION

Month	How are things compared with a year ago? ³⁵¹
February	Better: 56.5% Worse: 18.6%

31 DECEMBER – 7 JANUARY: STATE DEPARTMENT STUDY OF IRAQ PUBLIC OPINION³⁵²

GREATEST THREAT TO IRAQI CITIZENS

Type of threat	What is the greatest threat to yourself and your family? ³⁵³					
	Baghdad	Basrah	Mosul	Fallujah	Samarra	Karbala
Street crime	47%	63%	45%	42%	38%	22%
Street bombs	26%	20%	13%	11%	11%	19%
Large bombs such as those against Iraqi police stations and international organizations	9%	4%	6%	5%	3%	29%
Armed encounters between Iraqis and Coalition Forces and others	7%	4%	26%	26%	38%	9%
Armed encounters with religious or tribal militia	1%	1%	--	--	2%	2%
Revenge killings/Baath killings	3%	4%	3%	5%	1%	--
Financial extortion	1%	1%	2%	2%	--	4%
Sectarian war	6%	3%	1%	7%	4%	4%
Ethnic war	1%	--	1%	1%	1%	--

GREATEST THREAT TO IRAQ

Type of threat	What is the greatest threat to Iraq? ³⁵⁴					
	Baghdad	Basrah	Mosul	Fallujah	Samarra	Karbala
Street crime	8 %	11%	5%	13%	6%	15%
Street bombs	12%	16%	6%	7%	7%	10%
Large bombs such as those against Iraqi police stations and international organizations	25%	18%	6%	9%	2%	25%
Armed encounters between Iraqis and Coalition Forces and others	8%	9%	10%	17%	10%	15%
Armed encounters with religious or tribal militia	2%	2%	2%	--	3%	2%
Revenge killings/Baath killings	2%	3%	3%	1%	5%	1%
Financial extortion	1%	1%	2%	2%	--	4%
Sectarian war	31%	26%	36%	26%	45%	6%
Ethnic war	6%	2%	19%	11%	12%	2%
Outside threats	5%	13%	7%	11%	8%	6%

IRAQIS ON COALITION FORCES LEAVING

	If coalition forces left immediately, Iraqis would feel... ³⁵⁵		
	More safe	Less safe	No difference
Baghdad	November: 12% January: 19%	November: 71% January: 65%	November: 13% January: 15%
Basrah	November: 6% January: 17%	November: 85% January: 67%	November: 8% January: 12%
Mosul	January: 28%	January: 59%	January: 10%
Fallujah	January: 56%	January: 29%	January: 12%
Samarra	January: 54%	January: 41%	January: 2%
Karbala	January: 24%	January: 50%	January: 13%
Kirkuk	November: 15%	November: 62%	November: 14%
Hilla	November: 7%	November: 83%	November: 5%
Diwaniya	November: 13%	November: 83%	November: 1%

PRIMARY RESPONSIBILITY FOR PROTECTING IRAQIS

	In the next six months, primary responsibility for protecting Iraqis from major security threats should be.... ³⁵⁶		
	Iraqi Armed Forces	Coalition forces	Joint Iraq-Coalition efforts
Baghdad	50%	7%	42%
Basrah	38%	8%	51%
Mosul	58%	12%	27%
Fallujah	71%	4%	19%
Samarra	64%	9%	23%
Karbala	50%	14%	26%

PRIMARY RESPONSIBILITY FOR MAINTAINING LAW AND ORDER

	In the next six months, primary responsibility for maintaining law and order on Iraqi streets should be.... ³⁵⁷		
	Iraqi Armed Forces	Coalition forces	Joint Iraq-Coalition efforts
Baghdad	56%	6%	38%
Basrah	53%	9%	35%
Mosul	53%	10%	26%
Fallujah	67%	4%	22%
Samarra	71%	5%	20%
Karbala	44%	2%	16%

CONDITIONS FOR PEACE

	Over the last three months conditions for peace have... ³⁵⁸		
	Improved	Worsened	No difference
Baghdad	August: 22% January: 51%	August: 53% January: 25%	August: 24% January: 24%
Basrah	August: 24% January: 59%	August: 58% January: 17%	August: 18% January: 24%
Mosul	January: 38%	January: 39%	January: 22%
Fallujah	August: 25% January: 33%	August: 63% January: 44%	August: 10% January: 23%
Samarra	January: 34%	January: 43%	January: 22%
Karbala	January: 27%	January: 61%	January: 10%
Ramadi	August: 16%	August: 66%	August: 17%
Najaf	August: 15%	August: 71%	August: 10%
Suleymania	August: 56%	August: 18%	August: 25%
Erbil	August: 58%	August: 9%	August: 23%

SAFETY IN IRAQI NEIGHBORHOODS

	How safe do you feel in your neighborhood? ³⁵⁹		
	Very safe	Not very safe	Not safe
Baghdad	August: 24% November: 31% January: 46%	August: 50% November: 56% January: 42%	August: 26% November: 12% January: 11%
Basrah	August: 24% November: 18% January: 31%	August: 58% November: 68% January: 57%	August: 17% November: 12% January: 11%
Fallujah	August: 37% January: 61%	August: 57% January: 27%	August: 4% January: 11%
Mosul	January: 63%	January: 28%	January: 9%
Samarra	January: 63%	January: 27%	January: 10%
Karbala	January: 51%	January: 29%	January: 15%
Kirkuk	November: 42%	November: 40%	November: 12%
Hilla	November: 65%	November: 30%	November: 4%
Diwaniya	November: 71%	November: 22%	November: 7%
Najaf	August: 35%	August: 52%	August: 12%
Ramadi	August: 41%	August: 44%	August: 14%
Suleymania	August: 61%	August: 33%	August: 1%
Erbil	August: 60%	August: 36%	August: 3%

IRAQI CONFIDENCE IN INSTITUTIONS

	Do you feel very or somewhat confident in the following institution? ³⁶⁰					
	Iraq police	New Iraqi Army	Iraqi ministries	Governing Council	CPA	Coalition Forces
Baghdad	82%	72%	60%	62%	42%	38%
Basrah	89%	79%	64%	67%	41%	32%
Mosul	80%	54%	43%	33%	31%	27%
Fallujah	74%	52%	54%	27%	10%	10%
Samarra	72%	35%	36%	30%	14%	18%
Karbala	71%	55%	51%	57%	27%	20%

EFFECIENCY OF COALITION FORCES

	Do you feel Coalition Forces are very effective in the following activities? ³⁶¹				
	Keeping law and order in the streets	Tracking down criminals	Protecting Iraqis from major threats	Working cooperatively with Iraqi security forces	Protecting their forces and compounds
Baghdad	21%	15%	32%	43%	63%
Basrah	17%	11%	22%	27%	68%
Mosul	21%	14%	33%	34%	60%
Fallujah	5%	5%	13%	12%	31%
Samarra	15%	12%	21%	27%	47%
Karbala	16%	11%	18%	27%	55%

***LATER POLLING:
STATE DEPARTMENT STUDY AND GALLUP POLLS***

IRAQI PUBLIC OPINION NATIONWIDE AND BAGHDAD: NOVEMBER 19-28

1/12/2004

	Nationwide	Baghdad
Do you agree that in general, the local Iraqi police force is trusted by most members of the community? ³⁶²	Agree/somewhat agree: 77%	Agree/somewhat agree: 80%
Do you feel that the attacks emphasize the need for continued presence of Coalition Forces in Iraq? ³⁶³	Agree: 66%	Agree: 61%
If coalition forces left immediately, would you feel more safe, less safe, or no difference? ³⁶⁴	More safe: 11% Less safe: 71% No difference: 10%	More safe: 12% Less safe: 75% No difference: 13%

Question	Findings
Will Iraq be in a better condition five years from now than it was before the U.S.-led invasion? ³⁶⁵	Better off: 67% Worse off: 8%
Is Iraq better off now than it was before the invasion? ³⁶⁶	Better off: 33% Worse off: 47%
Was ousting Saddam worth the hardships endured since the invasion? ³⁶⁷	Yes: 62% No: N/A
Would you like to see U.S. troops stay longer than a few more months? ³⁶⁸	Stay longer: 71% Not stay longer: 26%
Are there circumstances in which attacks against U.S. troops can be justified? ³⁶⁹	No: 64% Sometimes justified: 36%
Have you been afraid at times to go outside your home during the day within the past four weeks? ³⁷⁰	Yes: 86% No: N/A
Is Baghdad a more dangerous place now than before the invasion? ³⁷¹	Yes: 94% No: N/A

N/A= Not available

Time period	Do you approve or disapprove of the way the George W. Bush is handling the situation with Iraq?³⁷²
April 14-16, 2003	Approve: 76% Disapprove: 21% No opinion: 3%
June 12-15, 2003	Approve: 63% Disapprove: 34% No opinion: 3
July 7-9, 2003	Approve: 58% Disapprove: 39% No opinion: 3%
July 18-20, 2003	Approve: 57% Disapprove: 39% No opinion: 4%
July 25-27, 2003	Approve: 60 % Disapprove: 38% No opinion: 2%
August 25-26, 2003	Approve: 57% Disapprove: 41% No opinion: 2%
September 8-10, 2003	Approve: 51% Disapprove: 47% No opinion: 2%
October 6-8, 2003	Approve: 47% Disapprove: 50% No opinion: 3%
November 3-5, 2003	Approve: 45% Disapprove: 54% No opinion: 1%
December 5-7, 2003	Approve: 50% Disapprove: 47% No opinion: 3%
January 2-5, 2004	Approve: 61% Disapprove: 36% No opinion: 3%
January 29-Feb 1, 2004	Approve: 46% Disapprove: 53% No opinion: 3%
March 26-28, 2004	Approve: 51% Disapprove: 47% No opinion: 2%
April 16-18, 2004	Approve: 48% Disapprove: 49% No opinion: 3%
May 2-4, 2004	Approve: 42% Disapprove: 55% No opinion: 3%

¹ Monthly fatality figures from May 1, 2003- March 31, 2004 at "Operation Iraqi Freedom Casualty Summary by Month", *Directorate for Information Operations and Reports*, (web1.whs.osd.mil/mmid/casualty/castop.htm [April 12, 2004]). Fatality numbers from April 1 and onwards are reported as documented daily from "Operation Iraqi Freedom U.S. Casualty Status," *Department of Defense*.

² Monthly wounded figures from May 1, 2003 - December 31, 2003 at "Operation Iraqi Freedom Casualty Summary by Month", *Directorate for Information Operations and Reports*, (web1.whs.osd.mil/mmid/casualty/castop.htm [April 12, 2004]). Remaining months are documented daily from "Operation Iraqi Freedom U.S. Casualty Status," *Department of Defense*, (www.defenselink.mil/news/).

³ "Details of British Casualties," *British Ministry of Defense*, (www.operations.mod.uk/telic/casualties.htm).

⁴ Todd Pitman, "Iraqi Cop: Once a Cushy Job, Now One of the Most Perilous," Associated Press, July 31, 2004.

⁵ The monthly breakdown of casualties to Iraqi civilians since May 2003 is based on reports of individual incidents as reported by Iraq Bodycount, (www.iraqbodycount.org). The numbers used for the table is the upper bound estimate only, since we assume that due to the fact that a lot of cases are not reported, our estimate is probably lower than the actual number. Three types of entries in the Iraq Bodycount data base were excluded from our monthly tallies. They are single reports of civilians killed over several months, reports of the number of corpses in Iraqi morgues, and fatalities as a result of mass casualty car-bombings/suicide bombings. We exclude the former two types of cases in order to avoid any potential double counting, and the latter since we are tracking those numbers ourselves and prefer to rely on those figures. We thus added our monthly estimates of fatalities due to mass casualty car-bombings/suicide bombings to the monthly estimates arrived at by relying on the data given by Iraq bodycount.org. The numbers for April were not arrived at using the reports in Iraq Body Count. This is since the number of civilians killed according to this data base were too low considering the heavy fighting in Najaf. The number for this month is therefore author's estimate based on several news reports during the month.

⁶ Rajiv Chandrasekaran, "Car Bomb Kills 11 in Baghdad," *Washington Post*, August 8, 2003. One attack in front of the Jordanian Embassy on August 7. Theola Labbe, "Some Fear Blast at University Heralds New Face of Violence," *Washington Post*, September 6, 2003. An attack on UN headquarters on August 19. Neil McFarquhar, "Thousands at Burial for Slain Cleric," *New York Times*, September 3.

Theola Labbe, "Some Fear Blast at University Heralds New Face of Violence," *Washington Post*, September 6, 2003. Attack on September 3. Ian Fisher, "Suicide Attacker Who Struck at U.N. Carried Two Bombs," *New York Times*, September 23, 2003. Attack on September 22.

Karl Vick and Rajiv Chandrasekaran, "Iraq Has Deadliest Day in a Month," *Washington Post*, October 10, 2003. Ian Fisher, "Iraq Math: Visible Gains Minus Losses," *New York Times*, October 10, 2003. Attack on October 9. Ian Fisher, "Attacks North of Baghdad Kill 3 G.I.'s and Barely Miss Governor of an Iraqi Province," *New York Times*, October 14, 2003. Attack on October 10. Rajiv Chandrasekaran, "Suicide Bomber Kills 7 in Baghdad," *Washington Post*, October 13, 2003. Attack on October 12. Theola Labbe, "Car Bomb Explodes Outside Turkish Embassy in Baghdad," *Washington Post*, October 15, 2003. Attack on October 14. Dexter Filkins and Alex Berenson, "Suicide Bombers in Baghdad Kill at Least 34," *New York Times*, October 28, 2003. Five attacks on October 27, including the attack on the headquarters of the International Committee of the Red Cross. Rajiv Chandrasekaran and Anthony Shadid, "Truck Bomb Near Fallujah Police Station Kills Four," *Washington Post*, October 29, 2003. Attack on August 28. "Baghdad Official Killed," *New York Times*, October 29, 2003. Attack on October 28.

Anthony Shadid, "Blast at Italian Police Post in Iraq Kills 29," *Washington Post*, November 13, 2003. Attack on November 12. Daniel Williams, "Suicide Bomber Kills 5 in Kurdish Area of Iraq," *Washington Post*, November 21, 2003. Attack on November 20. Ian Fisher and Dexter Filkins, "Bombers Kill 14 in Iraq," *New York Times*, November 23, 2003. Two attacks on November 22.

Ian Fisher, "Suicide Bombers Strike at 2 U.S. Bases, Wounding Dozens of G.I.'s," *New York Times*, December 10, 2003. Two attacks on December 9. Alan Sipress, "Bombing in Iraq Kills U.S. Soldier," *Washington Post*, December 12, 2003. Attack on December 11. Alan Sipress, "Suicide Bomber Kills 17 Iraqis, Wounds 33," *Washington Post*, December 15, 2003. Attack on December 14. Ian Fisher, "Fuel Tanker Explodes Unnerving a Tense City," *New York Times*, December 18, 2003. Two attacks on December 15. Edward Wong, "4 G.I.'s and 6 Iraqi Civilians are Killed in Bomb Attacks," *New York Times*, December 25, 2003. Attack on December 25. Edward Wong, "Up to 13 are Dead in Attacks in Iraq," December 28, 2003. Four attacks on December 27. Alan Sipress and Ariana Eunjung Cha, "Baghdad Bombing Kills Five," *Washington Post*, January 1, 2004. Attack on December 31.

Neela Banerjee, "Suicide Bomber Outside Shiite Mosque in Iraq Kills Four Worshipers," *New York Times*, January 10, 2004. Attack on January 9. Daniel Williams, "Suicide Blast Kills 2 at Iraqi Police Post," *Washington Post*, January 15, 2004. Attack on January 14. Daniel Williams, "Suicide Attack Outside U.S. Headquarters Wounds Over 60," *Washington Post*, January 19, 2004. Attack on January 18. Pamela Constable, "Bombings Kill 5 U.S. Troops and 4 Iraqis," *Washington Post*, January 25, 2004. Attack on January 24. Jeffrey Gettleman, "A Suicide Bomber Kills 3 in Baghdad," *New York Times*, January 29, 2004. Attack on January 28. Dexter Filkins, "3 G.I.'s Among 12 Killed in Bombings in Iraq," *New York Times*, February 1, 2004. Attack on January 31.

Daniel Williams, "Blasts Target Iraq's Kurdish Parties," *Washington Post*, February 2, 2004. Two attacks on February 1. Coalition Provisional Authority Briefing. News Transcript, *Department of Defense*. February 10, 2004. According to Deputy Director of Operations Brig. General Mark Kimmit. Attack on February 9. Ariana Eunjung Cha, "Two Car Bombs Kill at Least 75 in Central Iraq," *Washington Post*, February 11, 2004. "Iraq Suicide Bombs Kill 11; UN to Rule on Handover," *Reuters*, February 18, 2004. Two attacks on February 18. Christine Hauser, "At Least 8 Killed in Bombing Outside Iraqi Police Station," *Washington Post*, February 23, 2004. Attack on February 23.

Rajiv Shandrasekaran and Anthony Shadid, "Shiites Massacred in Iraq Blast," *Washington Post*, March 3, 2004. Attacks on two sites by 4 suicide bombers on March 2. Casualty figures in Ariana Eunjung Cha, "Bombing Suspects Seized by Iraqi Police," *Washington Post*, March 5, 2004. John F. Burns, "Hotel Attacks Linked to War Anniversary," *New York Times*, March 19, 2004. Sewell Chan, "U.S. Civilians Mutilated in Iraq Attack," *Washington Post*, April 1, 2004.

John F. Burns, "Attack on Market and a Roadside Bombing Kill 28 Iraqis," *New York Times*. One suicide bombing in Basra and one roadside bomb in Iskandariya during the week of April 23. Five attacks in Basra on April 21.

Susan Sachs, "Attacks in Mideast Raise Fear of More At Oil Installations," *New York Times*, May 8, 2004. Scott Wilson and Sewell Chan, "7 Iraqis Killed by Bomb Hidden in Box," *Washington Post*, May 10, 2004. Christopher Torchia, "Suicide Bomb Kills Head of Iraqi Governing Council," *Associated Press*, May 17, 2004. Jackie Spinner, "Iraqi Security Official Survives Bomb Blast," *Washington Post*, May 23, 2004. A car bomb detonated on May 22, 2004. Sabah Jerges, "U.S. Military: Two killed in Roadside Bomb Near Coalition Headquarters." *Associated Press*, May 24, 2004. Abdul Hussein Al-Obeidi, "U.S. Forces Fight Cleric's Supporters in Najaf," *Associated Press*, May 25, 2004. Edward Cody, "Car Bomb in Baghdad Kills Four Iraqis," *Washington Post*, June 1, 2004. 4 killed and 25 wounded.

Daniel Williams and Jackie Spinner, "Iraq Moves Ahead, But Attacks Persist," *Washington Post*, June 1, 2004. At least 5 people were killed. Mariam Fam, "U.S. Troops Battle Shiite Militants in Kufa, Baghdad," *Associated Press*, June 2, 2004. Two car bombs detonated on June 2, killing at least 6 people and wounding 33. Mammoun Youssef, "Al-Qaida-affiliated Group Claims Responsibility for Deadly Baghdad Attacks," *Associated Press*, June 7, 2004. Two car bombs detonated on June 6, killing nine people. At least one of the attacks is believed to have been a suicide bombing. Robert H. Reid, "Two Suicide Car Bombings in Northern Iraq Kill 14 Iraqis and one U.S. Soldiers," *Associated Press*, June 8, 2004. At least 15 people were killed and 126 wounded. Jackie Spinner and Edward Cody, "Baghdad Blast Kill 12 Iraqis, Soldier," *Washington Post*, June 14, 2004. Sameer N. Yacoub, "Car Bombs in Baghdad," *Associated Press*, June 17, 2004. Two attacks killing 41 people and wounding 142. Christopher Torchia, "Iraqi Deputy Minister Wounded in Suicide Car Bomb Outside His Home," *Associated Press*, May 22, 2004. Edward Cody, "100 Iraqis Killed in Wave of Attacks," *Washington Post*, June 25, 2004. Five car bombs killed 62 people and wounded more than 220. Jim Krane, "Insurgents Launch Fresh Attacks in Baqouba," *Associated Press*, June 26, 2004. One person killed and 18 injured.

Doug Struck, "Suicide Bomb at Funeral Kills 14," *Washington Post*, July 7, 2004. Suicide bomb killed 14 people and wounded 70. Sameer N. Yacoub, "Car Bomb Rocks Baghdad Killing at Least 10, Injuring 40 as Philippines Withdraws Troops," *Associated Press*, July 14,

2004. "Bomb Kills at Least 10 in Second Day of Violence in Iraq," *Associated Press*, July 15, 2004. 10 dead and 27 wounded. Danika Kirka, "Car Bomb Targets Iraqi Justice Minister in Baghdad," *Associated Press*, July 17, 2004. 2 bombings, which killed a total of 6 people and wounded 47. "Car Bombing Kills at Least Three People in Baghdad," *Associated Press*, July 21, 2004. Three killed. Ravi Nessman, "Nine Killed in Truck Bomb Blast in Southwest Baghdad," *Associated Press*, July 19, 2004. 9 killed and 40 wounded. Paul Garwood, "Suicide Bomber Explodes truck at U.S. Base in Northern Iraq," *Associated Press*, July 26, 2004. Paul Garwood, "Suicide Bombing Outside Iraqi Police Station Kills 68," *Associated Press*, July 28, 2004. 68 killed and 56 wounded.

Omar Sinan, "Coordinated Blasts on Iraqi Christian Churches Kill 11," *Associated Press*, August 2, 2004. 6 bombings causing 16 people killed and injuring 100. Sameer N. Yacoub, "Car Bomb, Insurgent Attacks Kill Seven Iraqi Security Personnel," *Associated Press*, August 3, 2004. "Car Bomb Blast in Iraq Kills 7 Policemen," *New York Times on the Web*, August 9, 2004. Suicide bomber kills 7 and wounds 16. "Car Bomb Explodes Northeast of Iraqi Capital, Two Killed," *Associated Press*, August 9, 2004. Two killed and 12 wounded.

⁷ The ranges are author's estimate or based on numbers provided in the following articles; Neil MacFarquhar, "Open War Over, Iraqis Focus on Crime and a Hunt for Jobs," *New York Times*, September 16, 2003, Lara Marlowe "Unspeakable Savagery on the Streets of Baghdad," *Irish Times*, October 10, 2003, and Jeffrey Fleishman, "Back Into Baghdad's Streets," *Los Angeles Times*, January 22, 2004.

The MacFarquhar article is the source for the May range, as well as the higher bounds for June, July, and August. The Marlowe article is the source for the numbers used in the September range and the lower June and July bounds. The lower bound for June and July is derived from reports that "almost all" of the 2,173 deaths by firearms in Baghdad in 2003 occurred between May and the end of September. Assuming that 2,100 deaths occurred between May and September, we derived the average lower bound for June and July by subtracting the respective numbers cited for May, August and September. The lower bound in November and December is based on statistics provided in the Fleishman article. Based on our notion that the August range was of the highest quality data, we used those numbers to derive a lower to upper bound ratio, which we then applied to estimate a higher bound for November and December. Having no data for October, we constructed an estimate for this month range by taking the average of the lower and upper bounds for September and November respectively. Having no recent data in January, February, March, and April we assume that the murder rate is the same as in December. Rate for June and July are based on author's estimate. We intend to update these entries as soon as more information becomes available. Washington DC rate from "Detroit murders drop to lowest number in 36 years," *Associated Press State and Local Wire*, January 3, 2004.

⁸ Mark Hurling, et al. "On the Ground, Straight From the Top," *Washington Post*, December 7, 2003.

⁹ Jeffrey Fleishman, "Back Into Baghdad's Streets," *Los Angeles Times*, January 22, 2004.

¹⁰ Estimated number of Iraqi civilian casualties as represented in "Iraqi Civilians killed as a Result of War since May 2003," Iraq Index, www.brookings.edu/Iraqindex, table. The estimated number of Iraqi civilians killed as a result of violence from crime was calculated based on an average annualized murder rate in Baghdad of 76.5/100,000 citizens. Based on a population of 5.6 million people in Baghdad we estimate that roughly 4,300 people are killed annually in the capital. The lower bound for the estimate of crime related deaths in the rest of Iraq was arrived at by taking the Baghdad annual rate times 0.8. The upper bound for the estimate of crime related deaths in the rest of Iraq was arrived at by taking the Baghdad annual rate time 3. In order to estimate the nationwide rate we then added the number of deaths caused by criminal violence to the lower and upper bound respectively. To arrive at the final estimate of number of Iraqi civilians killed as a result of violence from war and violence from crime we then added the number of civilians killed as a result of violence from war up until June 25 to the lower and upper bound, respectively.

¹¹ One American contractor was killed of August 5. Theola Labbe and Rajiv Chandrasekaran, "Contractor Dies in Iraq Bomb Blast; Incident Is First Fatal Attack Reported Against a Private Employee," *Washington Post*, August 6, 2003. 22 United Nations employees, one American scholar and one Canadian aid worker killed on August 19. Neil MacFarquhar, "Thousands at Burial for Slain Cleric," *New York Times*, September 3. One British and American killed on October 26. The nationalities stated are according to a CBS camera man. Theola Labbe and Vernon Loeb, "Wolfowitz Unhurt in Rocket Attack," *Washington Post*, October 26, 2003. 2 Italians were killed by a truck bomb at the Italian Military on November 12, John F. Burns, "At Least 26 Killed in a Bombing Of an Italian Compound in Iraq," *New York Times*, November 13, 2003. Two Japanese diplomats, two South Korean contractors and one Colombia contractor were killed during the same month. Alan Sipress, "U.S. Forces Kill Dozens after Iraq Ambushes," *Washington Post*, December 1, 2003. Ariana Eunjung Cha, "Peril Follows Contractors in Iraq," *Washington Post*, November 14, 2003. Three American journalists. Williams, "At Least 20 Dead in Baghdad Blast," *Washington Post*, Jan 19, 2004. Two French contractors were killed. Craig S. Smith, 2 French Citizens Are Killed by Gunmen on Iraqi Road, *New York Times*, January 7, 2004. One South African contractor was killed. Jeffrey Gettleman, "A Suicide Bomber Kills 3 in Baghdad," *New York Times*, January 29, 2004. Four South African contractors killed in an attack in January. David Barstow, "Security Companies: Shadow Soldiers in Iraq," *New York Times*, April 19, 2004. 4 American missionaries, one German and one Deutch contractor were killed. Jeffrey Gettleman, "2 Engineers Killed in Iraq in Latest Attack on Foreigners," *New York Times*, March 17, 2004. Two American civilians working for the Department of Defense reported killed on March 11, "Operation Iraqi Freedom U.S. Casualty Status, April 1. 2004 Four American contractors killed on March 31. Sewell Chan, "U.S. Civilians Mutilated in Iraq Attack," *Washington Post*, April 1, 2004. Two Finnish business men killed on March 23. Sewell Chan and Anthony Shadid, "Two Finnish Businessmen Shot Dead in Iraqi Capital," *Washington Post*, March 23, 2004. Anthony Shadid "U.S. Forces Take Heavy Losses as Violence Spreads Across Iraq," *Washington Post*, April 7, 2004. One Bulgarian civilian was killed on April 6. Jo Prins, "SA Man Decapitated," *News24.com*, (www.news24.com/News24/South_Africa/News/0,,2-7-1442_1511018,00.html). One South African man was killed the week of April 5. Graeme Hosken, "Another SA citizen dies in Iraq,"

[iol.co.za](http://iol.co.za/index.php?sf=2813&click_id=2813&art_id=vn20040414041016797C33966) (www.iol.co.za/index.php?sf=2813&click_id=2813&art_id=vn20040414041016797C33966). One Italian security guard was killed the week of April 12. Edward Wong, "Iraqis Are Hoping for Early and Peaceful End to Shiite Insurrection," *New York Times*, April 16, 2004. One Iranian diplomat was killed the week of April 12. Edward Wong, "Iraqis Are Hoping for Early and Peaceful End to Shiite Insurrection," *New York Times*, April 16, 2004. Halliburton confirmed that three bodies found in early April were those of three missing American subcontractors. Thomas E. Ricks and Rajiv Chandrasekaran, "Shelling Kills 22 Prisoners in Iraq," *Washington Post*, April 21, 2004. One South African security guard was killed on April 21. Ghaith Abdul-Ahad, "South African Security Guard Shot Dead in Baghdad," *Reuters*, April 21, 2004. "A Roadside Explosion Killed Oregon Contractor," *Associated Press*, April 28, 2004. One American security guard killed on April 27, 2004. Tracy Vedder, "Explosion in Iraq Kills Washington, Oregon Security Guards, April 28, 2004. Two security guards killed on April 28. "Manila Says Four Filipinos Killed in Iraq Attack," *Reuters*, May 12, 2004. One Filipino worker killed in late April. Scheherezade Faramarzi, Al-Sadr Denounces U.S. Abuse of Iraqi Prisoners as his Militiamen Clash with American Soldiers," *Associated Press*, May 7, 2004. One Polish and One Algerian journalist were killed on May 6, 2004. Gary Klien, "Former Marine Man Killed in Iraq," *Marin Independent Journal*, May 4, 2004. One American contractor killed on May 3, 2004. "Gunmen Kill South African in Kirkuk," May 10, 2004. One South American contractor killed on May 10, 2004. Sewell Chan, and Ariana Eunjung Cha, "American Beheaded on Web Video," *Washington Post*, May 12, 2004. One American was killed on May 11, 2004. "Manila Says Four Filipinos Killed in Iraq Attack," *Reuters*, May 12, 2004. Four Filipino workers killed on May 11, 2004. Monte Morin and Patrick J. McDonnell, "Iraqi Leaders In Najaf Reach Deal In Effort To Resolve Crisis," *Los Angeles Times*, May 12, 2004. One Russian engineer killed on May 11. Peter Fimrite, "Tears Flow in Santa Rosa for Civilian Slain in Iraq," *San Francisco Chronicle*, May 5, 2004. One American contractor was killed on May 1. "Collier Deputy Killed in Iraq," *ABC7 News*, May 13, 2004. One American contractor was killed on May 13, 2004. *MSNBC*, (www.ntvmsnbc.com/news/269824.asp?cp1=1 [May 17, 2004]) Two Turkish contractors were killed on May 12.

Journal Now,

(www.journalnow.com/servlet/Satellite?pagename=WSJ%2FMSGArticle%2FWSJ_BasicArticle&c=MGArticle&cid=1031775485094&path=!loc&news&s=1037645509099 [May 17, 2004]). One American contractor was reported killed on May 17, 2004. "British contractor killed in Iraq,"

The Australian, May 18, 2004. One British contractor reported killed on May 18. Tania Branigan, "British Guard Shot Dead in Ambush," *The*

Guardian, May 20, 2004. One British security contractor killed on May 18, 2004. "Grenade Attack Kills at Least Two Britons in Iraq," *Reuters*, May 24, 2004. Two British security contractors were killed on May 24, 2004. Sameer N. Yacoub, "Two Russians Killed in Ambush on Workers on Power Plant," *Associated Press*, May 26, 2004. "Japan Says Iraq Reports Two Japanese Killed in Attack," *Bloomberg News*, May 28, 2004. Two Japanese journalist killed on May 27. Mariam Fam, "U.S. Troops Battle Shiite Militants in Kufa, Baghdad," *Associated Press*, June 2, 2004. One Italian security contractor was killed on June 2. Mammoun Youssef, "Al-Qaida-affiliated Group Claims Responsibility for Deadly Baghdad Attacks," *Associated Press*, June 7, 2004. Two American and two Polish security contractors were killed on June 5. "Tribute to James Wingate," Halliburton and KBR Press Statement, June 7, 2004. One American Halliburton employee was killed on June 5. "Three GE workers, two subcontractors killed in Baghdad car bombing," *Associated Press*, June 14, 2004. The dead include two Britons, one Frenchman, one American, and a foreigner of undetermined nationality. Mariam Fam, "Iraqi Kidnappers Kill Lebanese Hostage, One Other Released, Third Still Held," *Associated Press*, June 12, 2004. "American Killed in Attack on Australia Plane in Iraq," *Reuters*, June 28, 2004. One American killed on June 27, 2004. "Security Guard Shot Dead in Iraq," *BBC News*, June 29, 2004.

"A List of Foreigners Taken Hostage in Iraq," *Associated Press*, August 2, 2004. Two Pakistanis killed, one Turk killed, one Bulgarian presumed killed.

Maamoun Youssef, "Video Shows Beheading, Victim Said to Be Bulgarian," *Associated Press*, August 9, 2004.

¹² Barry Hatton, "Portuguese Journalists Attacked in Iraq, One Wounded, Another Kidnapped," *Associated Press*, November 14, 2003.

¹³ Thomas E. Ricks and Sewell Chan, "General May Bolster Force in Iraq," *Washington Post*, April 9, 2004. 7 South Koreans, 3 Japanese, 2 Arab Israelis. Sewell Chan and Rajiv Chandrasekaran, "U.S. Calls for Cease-Fire in Fallujah," *Washington Post*, April 11, 2004. A Briton, a Canadian, an American. "A List of Foreigners Taken Hostage in Iraq," *Associated Press*, August 2, 2004. One American. Peter Baker, "After Abduction, Russia Urges Citizens to Leave Iraq," *Washington Post*, April 14, 2004. Three Russians and five Ukrainians. Sewell Chan and Pamela Constable, "Attacks test Truce in Falluja," *Washington Post*, April 15, 2004. A French, three Czech and two Japanese. Sewell Chan and Pamela Constable, "Captured U.S. Soldier in Shown on Arab TV," *Washington Post*, April 17, 2004. One Dane, one United Arab Emirates national. Sewell Chan and Pamela Constable, "Iraqi Insurgents Down U.S. Copter, Killing 2 in Crew," *Washington Post*, April 12, 2004. 7 Chinese. Jackie Spinner, "Hundreds Freed at Abu Ghraib," *Washington Post*, May 22, 2004. 4 Italians.

¹⁴ Anthony Failoa, "In South Korea, Grief Mixes With Anger," *Washington Post*, June 24, 2004. One South Korean. "A List of Foreigners Taken Hostage in Iraq," *Associated Press*, August 2, 2004. One Iraqi-American.

¹⁵ Jackie Spinner, "European Hostages Rescued in Iraq," *Washington Post*, June 9, 2004. One Polish.

¹⁶ Doug Struck, "Filipino Hostage Released," *Washington Post*, July 21, 2004. One Filipino. Robin Wright, "Powell Urges U.S. Allies to Stay Steadfast in Iraq," *Washington Post*, July 28, 2004. Two Jordanians. Pamela Constable, "Iraqi Firm Director Kidnapped by Rebels," *Washington Post*, July 25, 2004. Two Egyptians, 3 Indians, 3 Kenyans. Jackie Spinner, "Iraqi forces Kill 13 Insurgents," *Washington Post*, July 26, 2004. 2 Pakistanis. Jackie Spinner, "U.S.-led Troops Kill 13 in Fallujah," *Washington Post*, August 1, 2004. Two Turks. "A List of Foreigners Taken Hostage in Iraq," *Associated Press*, August 2, 2004. 2 Turk. "Iraqi Police Say Lebanese Hostage was Freed after a Raid on Insurgent Hideouts," *Associated Press*, August 2, 2004. 2 Lebanese. Paul Garwood, "Al-Zarqawi's Terrorist Group Kidnaps Somali Driver in Iraq, According to Tape Released by Al-Jazeera," *Associated Press*, July 29, 2004. One Somali. Pamela Constable, "In Iraq, 4 Pawns And Many Players," *Washington Post*, August 5, 2004. 6 Jordanians.

¹⁷ Pamela Constable, "In Iraq, 4 Pawns And Many Players," *Washington Post*, August 5, 2004. Two Turks. Jackie Spinner, "Premier Warns Gunmen in Najaf," *Washington Post*, August 9, 2004. One Iranian diplomat. "Lebanese Hostage Freed in Iraq, Hours After Two Others Reported Released," *Associated Press*, August 10, 2004. 3 Lebanese. "British Journalist Freed in Basra," *CNN.com*, August 13, 2004.

¹⁸ Iraqi Police Say Lebanese Hostage was Freed after a Raid on Insurgent Hideouts," *Associated Press*, August 2, 2004. 11 Turks. "A List of Foreigners Taken Hostage in Iraq," *Associated Press*, August 2, 2004. One Lebanese and one Somali.

¹⁹ Estimates for May 2003 to October 2003 are author's estimates based on Pentagon briefings and include suspected insurgents both detained and killed. Coalition Provisional Authority Briefing.

News Transcript, *Department of Defense*, November 17, November 19, 2003. According to Deputy Director of Operations Brig. General Mark Kimmit. Monthly total based on daily average rate. Coalition Provisional Authority Briefing. Detainees only.

News Transcript, *Department of Defense*, December 3, December 5, December 8, December 18, December 19, December 24, December 30, 2003. According to Deputy Director of Operations Brig. General Mark Kimmit. Monthly total based on daily average rate. Detainees only.

Coalition Provisional Authority Briefing. News Transcript, *Department of Defense*, January 2, January 3, January 8, January 12, January 14, January 22, January 27, January 30. According to Deputy Director of Operations Brig. General Mark Kimmit. Monthly total based on daily average rate. Detainees only.

Coalition Provisional Authority Briefing. News Transcript, *Department of Defense*, 3 February, 4 February, 9 February, 10 February, 17 February, 21 February, 24 February, 25 February, 2004. According to Deputy Director of Operations Brig. General Mark Kimmit. Monthly total based on daily average rate. Detainees only.

Coalition Provisional Authority Briefing. News Transcript, *Department of Defense*, March, 10 March, 17 March, 22 March, 30 March, March 31, April 1, 2004. According to Deputy Director of Operations Brig. General Mark Kimmit. Detainees only.

Number of insurgents killed in April based on report by Jim Krane, "U.S. Officials: Iraq Insurgency Bigger," *Philadelphia Inquirer*, July 9, 2004. Insurgents killed only.

Author's estimate. Number of insurgents killed in May based on the following news reports; Edward Wong, "60 Years Later, A Division Takes Stock on Different Sands," *New York Times*, June 7, 2004; Edward Sanders, "Battle Take Daily Toll in Sadr City," *Los Angeles Times*, June 7, 2004.; According to Secretary of Defense Donald Rumsfeld as quoted by National Public Radio, Morning Edition, May 12, 2004. Numbers for July is Author's estimate based on news reports and briefings.

²⁰ Eric Schmitt and David E. Sanger, "Guerillas Posing More Danger, Says U.S. Commander for Iraq," *New York Times*, November 14, 2003. According to General John P. Abizaid.

²¹ Bradley Graham, "Hussein Arrest Yields Details on Resistance," *Washington Post*, December 18, 2003.

²² "4th Infantry Division Commanding General's, Briefing from Iraq," *Coalition Provisional Authority*, January 22, 2004. Statement by Army Maj. Gen. Raymond T. Odierno,

²³ Bradley Graham, "Iraqi Security Forces Fall Short, Generals Say," *Washington Post*, April 13, 2004. According to General John P. Abizaid

²⁴ Jim Krane, "U.S. Officials: Iraq Insurgency Bigger," *Philadelphia Inquirer*, July 9, 2004. U.S. military officials say that "dozens of regional cells can call upon part-time fighters to boost forces as high as 20,000 – an estimate reflected in the insurgency's continued strength..."

²⁵ "Security Forces in Iraq," *Department of Defense Briefing Slides*: 6 November, 2003. Ratio of reserves to active forces derived from graph.

²⁶ Ibid.

²⁷ Ibid.

²⁸ Ibid.

²⁹ Ibid.

³⁰ Ibid.

³¹ Ibid.

³² Ibid.

³³ Ibid.

³⁴ Ibid.

³⁵ Ibid.

³⁶ Ibid.

³⁷ Ibid.

³⁸ Ibid.

³⁹ Ibid.

⁴⁰ Draft Working Papers: Iraq Status”, *Department of Defense*, 4 November 2003. Unclassified. Provided to the author by contacts at the DoD.

⁴¹ “Security Forces in Iraq,” *DoD Briefing Slides: 6 November 2003*. Ratio of reserves to active forces derived from graph.

⁴² Ibid.

⁴³ Draft Working Papers: Iraq Status”, *Department of Defense*, 4 November 2003. Unclassified. Provided to the author by contacts at the DoD.

⁴⁴ Ibid.

⁴⁵ “Security Forces in Iraq,” *DoD Briefing Slides: 6 November 2003*. Ratio of reserves to active forces derived from graph.

⁴⁶ Ibid.

⁴⁷ Draft Working Papers: Iraq Status”, *Department of Defense*, 4 November 2003. Unclassified. Provided to the author by contacts at the DoD.

⁴⁸ Ibid.

⁴⁹ “Draft Working Papers: Iraq Status,” *Department of Defense*, 15 December 2003. Unclassified. Provided to the author by contacts at DoD.

⁵⁰ Ibid.

⁵¹ Robert T. Worth, “National Guard at War at Home to Prepare for Real Thing in Iraq,” *New York Times*, December 27, 2003. Numbers appreciated as 70% of the American troop strength in Iraq, based on the article stating that 30% of American troops are reservists and in the National Guard.

⁵² Ibid. Include reservists and National Guard.

⁵³ “Draft Working Papers: Iraq Status,” *Department of Defense*, 30 December 2003. Unclassified. Provided to the author by contacts at DoD.

⁵⁴ Ibid.

⁵⁵ “Draft Working Papers: Iraq Status,” *Department of Defense*, 26 January 2004. Unclassified. Provided to the author by contacts at DoD.

⁵⁶ Ibid.

⁵⁷ “Draft Working Papers: Iraq Status,” *Department of Defense*, 17 February 2004. Unclassified. Provided to the author by contacts at DoD.

⁵⁸ “Draft Working Papers: Iraq Status,” *Department of Defense*, 23 February 2004. Unclassified. Provided to the author by contacts at DoD.

⁵⁹ “The Tyrant is Gone, But the Trauma Remains,” *Los Angeles Times*, March 20, 2004.

⁶⁰ “Draft Working Papers: Iraq Status,” *Department of Defense*, March 18, 2004. Unclassified. Provided to the author by contacts at the DoD.

⁶¹ Coalition Provisional Authority Briefing,” News transcript. *Department of Defense*. April 15, 2004. According to Secretary of Defense Donald Rumsfeld.

⁶² Draft Working Papers: Iraq Status”, *Department of Defense*, April 20, 2004. Unclassified. Provided to the author by contacts at the DoD.

⁶³ Defense Department Operational Update Briefing, Department of Defense. May 4, 2004. According to Secretary of Defense Donald Rumsfeld.

⁶⁴ Draft Working Papers: Iraq Status”, *Department of Defense*, May 25, 2004. Unclassified. Provided to the author by contacts at the DoD.

⁶⁵ Robert Burns, “Iraq War Casualties Mounting for U.S. Citizen Soldiers, With no Letup in Sight,” *Associated Press*, June 26, 2004.

⁶⁶ Rajiv Chandrasekaran, “As Handover Nears, U.S. Mistakes Loom Large,” *Washington Post*, June 20, 2004.

⁶⁷ “Draft Working Papers: Iraq Status,” *Department of Defense*, June 22, 2004. Unclassified. Provided to the author by contacts at DoD

⁶⁸ Robin Wright and Bradley Graham, “U.S. Works to Sustain Iraq Coalition,” *Washington Post*, July 15, 2004.

⁶⁹ Ibid. Robin Wright and Bradley Graham, “U.S. Works to Sustain Iraq Coalition,” *Washington Post*, July 15, 2004. Sabrina Tavernise, “U.S. Helicopter is Shot Down Over Baghdad; Crew Escapes,” *New York Times*, August 9, 2004.

⁷⁰ Greg Jaffe, “As Ranks Dwindle In A Reserve Unit, Army’s Woes Mount,” *Wall Street Journal*, August 4, 2004.

⁷¹ Ian Fisher and Somini Sengupta, Iraq to Offer Amnesty, but No Killers Need Apply, *New York Times*, August 4, 2004.

⁷² Deduced by numbers on total troop strength stated in “Draft Working Papers: Iraq Status”, *Department of Defense*, 4 November 2003. Unclassified. Provided to the author by contacts at the DoD, and total number of troops engaged in Operation Iraqi Freedom in “Department of Defense, Active Duty Military Personnel Strengths by Regional Area and by Country (309A), September 30, 2003.

⁷³ Deduced by numbers on total troop strength stated in “Draft Working Papers: Iraq Status”, *Department of Defense*, 4 November 2003. Unclassified. Provided to the author by contacts at the DoD, and total number of troops engaged in Operation Iraqi Freedom in “Department of Defense, Active Duty Military Personnel Strengths by Regional Area and by Country (309A), December , 2003.

⁷⁴ “Coalition Troops in Iraq,” BBC News, (news.bbc.co.uk/2/hi/middle_east/3873359.stm [August 9, 2004]).

⁷⁵ “Anti-war Protestors Rally against Troop Dispatch to Iraq,” *Agence France Presse*, August 4, 2004.

⁷⁶ Based on estimates of coalition troop levels at the end of July, 2004.

⁷⁷ For average number of patrols per 24 hours see; Coalition Provisional Authority Briefing. News Transcript, *Department of Defense*, November 17, November 19, December 3, December 5, December 8, December 18, December 19, December 24, December 30, 2003; January 2, January 3, January 8, January 12, January 14, January 22, January 27, January 30, 3 February, 4 February, 9 February, 10 February, 17 February, 21 February, 24 February, 25 February, 9 March, 10 March, 17 March, 22 March, 30 March, March 31, April 1, April 5, 2004, May 31, May 30, May 28, May 26, May 25, May 24, May 22, May 21, May 20, May 18, May 17, May 14, May 10, June 15, June 12, June 1, June 21, June 26 2004. Simple average of monthly data points. According to Deputy Director of Operations Brig. General Mark Kimmit.

For average number of raids per 24 hours see; Coalition Provisional Authority Briefing. News Transcript, *Department of Defense*, November 17, November 19, December 3, December 5, December 8, December 18, December 19, December 24, December 30, 2003; January 2, January 3, January 8, January 12, January 14, January 22, January 27, January 30, 3 February, 4 February, 9 February, 10 February, 17 February, 21 February, 24 February, 25 February, 9 March, 10 March, 17 March, 22 March, 30 March, March 31, April 1, April 5, 2004. Simple average of monthly data points According to Deputy Director of Operations Brig. General Mark Kimmit.

⁷⁸ Monthly average for August based on daily average as stated in John F. Burns, “General Vows to Intensify U.S Response to Attackers,” *New York Times*, November 12, 2003. Estimate as cited by Lt. General Ricardo Sanchez. Since we don’t have data for the whole month of September we are conservatively extrapolating between Aug and Oct. The data we do have suggests the number of attacks was closer to October levels than to August levels. September levels based partly on daily average as stated in Sameer N. Yacoub, “Coordinated Rebel Attacks in Iraq Kill 13, Injure At Least 172,” *Associated Press*, December 27, 2003. Monthly average for October based on daily average as stated in John F. Burns, “General Vows to Intensify U.S Response to Attackers,” *New York Times*, November 12, 2003. Estimate as cited by Lt. General Ricardo Sanchez.. Monthly averages from November to May from “GAO-04-902R:Rebuilding Iraq: Resource, Security, Governance, Essential Services, and Oversight Issues,” General Accounting Office, June 2004, p.46. The figures are approximate as a result of the numbers being interpreted from a graph. Monthly average for July based on Borzou Daragahi, U.S. Forces Quick To Help Out Iraqi Villagers, *Washington Times*, August 2, 2004. Based on a daily rate of 40-50 attacks per day.

⁷⁹ Raymond Bonner and Joel Brinkley. “The Struggle for Iraq: The Attackers; Latest Attacks Underscore Differing Intelligence Estimates of Strength of Foreign Guerillas,” *New York Times*, October 28, 2003.

⁸⁰ Raymond Bonner and Joel Brinkley, “The Struggle for Iraq: The Attackers; Latest Attacks Underscore Differing Intelligence Estimates of Strength of Foreign Guerillas,” *New York Times*, October 28, 2003.

⁸¹ Eric Schmitt, "A Region Inflamed: The Military; General Says Cash and Arms are Cut Off in Iraqi Hotbed," *New York Times*, December 13, 2003. As stated by Maj. General Raymond Odierno.

⁸² Coalition Provisional Authority Briefing. News Transcript, *Department of Defense*. December 3, December 8, December 18, December 24, 2003. Simple average of monthly data points

⁸³ Coalition Provisional Authority Briefing. News Transcript, *Department of Defense*. December 3, December 8, December 18, December 24, 2003. Simple average of monthly data points

⁸⁴ Coalition Provisional Authority Briefing. News Transcript, *Department of Defense* January 2, January 8, January 12, January 14, January 22, January 27, January 30, 2004. According to Deputy Director of Operations Brig. General Mark Kimmit. Simple average of monthly data points

⁸⁵ Coalition Provisional Authority Briefing. News Transcript, *Department of Defense* January 2, January 8, January 12, January 14, January 22, January 27, January 30, 2004. Simple average of monthly data points

⁸⁶ Coalition Provisional Authority Briefing. News Transcript, *Department of Defense*, February 5, February 9, February 17, February 25, 2004. According to Deputy Director of Operations Brig. General Mark Kimmit. Simple average of monthly data points

⁸⁷ Coalition Provisional Authority Briefing. News Transcript, *Department of Defense*, February 5, February 9, February 17, February 25, 2004. According to Deputy Director of Operations Brig. General Mark Kimmit. Simple average of monthly data points

⁸⁸ Coalition Provisional Authority Briefing. News Transcript, *Department of Defense*., March 9, March 17, March 22, March 31, April 1, 2004. According to Deputy Director of Operations Brig. General Mark Kimmit. Simple average of monthly data points

⁸⁹ Coalition Provisional Authority Briefing. News Transcript, *Department of Defense*., March 9, March 17, March 22, March 31, April 1, 2004. According to Deputy Director of Operations Brig. General Mark Kimmit. Simple average of monthly data points

⁹⁰ Entries from May 2003 and up until January 8, 2004 based on "Helicopters Crashed or Shot Down in Iraq," *Associated Press*, January 8, 2004. Vijay Joshi, "U.S. Helicopter Shot Down by Enemy Fire," *Associated Press*, January 13, 2004. One helicopter shot down on January 13, 2004. "Helicopter Crashes in Northern Iraq, Killing Two Pilots," *Associated Press*, January 23, 2004. One helicopter crashed on January 23, 2004. One helicopter crashed on January 23, 2004. Vijay, Joshi, "U.S. Military Loses Fifth Helicopter This Year After Crash in Tigris," *Associated Press*, January 26. One helicopter crashed on January 25, 2004. Paul Garwood, "U.S. Helicopter Crashes in Euphrates River, Two Crew Members Killed," *Associated Press*, February 25, 2004. One helicopter crashed on February 25. Lourdes Navarro, "Insurgents Shoot Down U.S. Helicopter West of Baghdad," *Associated Press*, April 11, 2004. One helicopter shot down April 11. Abdul-Qader Saadi, "U.S. Helicopter Crashes in Flames Outside Falluja," *Associated Press*, April 13, 2004. One helicopter crashed April 13. "U.S. Military Helicopter Crashes in Flames in Iraqi City," *Associated Press*, April 7, 2004. One helicopter crashed April 7. "U.S. Army Helicopter Crashes North of Baghdad But the Crew Said to Have Survived," *Associated Press*, June 13, 2004. Edward Cody, "100 Iraqis Killed in Wave of Attacks," *Washington Post*, June 25, 2004. One helicopter downed by enemy fire on June 24. "Marined Helicopter Shot Down Over Najaf, Crew Survives," *Associated Press*, August 5, 2004. Shot down by enemy fire. Abdul Hussein al-Obeidi, "Iraqi Prime minister Asks Fighters in Najaf to Put down Weapons, Government Reinstates Death Penalty," *Associated Press*, August 8, 2004. Came under fire and had to do an emergency landing. "Fighting Erupts in Najaf as U.S. Forces battle Cleric's Militia," *New York Times on the Web*, August 12, 2004. One helicopter crashed.

⁹¹ "Iraq Pipeline Watch," Institute for the Analysis of Global Security, December 29, 2003. (<http://www.iags.org/iraqpipelinewatch.htm>).

⁹² Data up until September 19 based on "Iraqi 55 Most Wanted List," *United States Central Command*, (http://www.centcom.mil/Operations/Iraqi_Freedom/55mostwanted.htm).

⁹³ The source of individuals remaining as of December is based on reports from the Associated Press, "\$1 Million Rewards Offered for Last of Iraqi Fugitives," *Chicago Tribune*, December 28, 2003.

⁹⁴ "Top Baathist Fugitive Held in Iraq," CNN.com, January 14, 2004.

⁹⁵ Donald H. Rumsfeld, "Prepared Testimony before the Senate Armed Services Committee," February 3, 2004.

⁹⁶ "Q&A: Operation Iraqi Freedom," *Department of Defense, Office of Public Affairs*, March 19, 2004. Unclassified. Provided to the author by contacts at the DoD.

⁹⁷ Scott Wilson, "Bremer Shifts Focus to New Iraqi Economy; U.S. Occupation Chief Cites Progress on Restoring Order," *Washington Post*, May 27, 2003.

⁹⁸ "CPA Daily; Key Facts Security 17 July 2003," *Coalition Provisional Authority*, (www.cpa-iraq.org).

⁹⁹ "Results in Iraq: 100 days Toward Security and Freedom," Highlights of the Renewal of Iraq and the End of Saddam's Regime," *Coalition Provisional Security*, August 8, 2003.

¹⁰⁰ Ibid.

¹⁰¹ Lt. General Ricardo Sanchez, Commander, Coalition Ground Forces, Baghdad, Iraq. Briefing, September 4, 2003. *Coalition Provisional Authority* (www.cpa-iraq.org).

¹⁰² Paul L Bremer III, U.S. Presidential Special Envoy to Iraq. Briefing. Baghdad, Iraq. *Coalition Provisional Authority*, August 23, 2003.

¹⁰³ Alex Berenson, "The Struggle for Iraq: Security Force; Iraqis' New Army Gets Slow Start," *New York Times*, September 21, 2003.

¹⁰⁴ Lt. General Ricardo Sanchez, Commander, Coalition Ground Forces, Baghdad, Iraq. Briefing, September 4, 2003, *Coalition Provisional Authority*, (www.cpa-iraq.org).

¹⁰⁵ John Banusiewicz, "Bush Cites 'Steady Progress' in Iraq," *American Forces Information Services*, October 5, 2003.

¹⁰⁶ Ibid.

¹⁰⁷ 21 Oct 2003 Update: Iraq: Fact Sheet: Security, "Joint Staff & Coalition Provisional Authority, provided to the author through contacts at the DoD. Unclassified.

¹⁰⁸ Ibid.

¹⁰⁹ Ibid.

¹¹⁰ Ibid.

¹¹¹ "21 Oct 2003 Update: Iraq: Fact Sheet: Security," *Joint Staff & Coalition Provisional Authority*, provided to the author through contacts at the DoD. Unclassified.

¹¹² "Draft Working Papers: Iraq Status," *Department of Defense*, 24 November 2003. Unclassified. Provided to the author by contacts at DoD.

¹¹³ "Draft Working Papers: Iraq Status," *Department of Defense*, 24 November 2003. Unclassified. Provided to the author by contacts at DoD.

¹¹⁴ Ibid.

¹¹⁵ Ibid.

¹¹⁶ Ibid.

¹¹⁷ "Draft Working Papers: Iraq Status," *Department of Defense*, December 30 2003. Unclassified. Provided to the author by contacts at DoD.

¹¹⁸ Ibid.

¹¹⁹ Ibid.

¹²⁰ Ibid.

¹²¹ "Draft Working Papers: Iraq Status," *Department of Defense*, December 30 2003. Unclassified. Provided to the author by contacts at DoD.

¹²² "Draft Working Papers: Iraq Status," *Department of Defense*, 26 January 2004. Unclassified. Provided to the author by contacts at DoD.

¹²³ Ibid.

¹²⁴ Ibid.

¹²⁵ Ibid.

126 Ibid.
127 “Iraq Fact Sheet: Security,” *Joint Chiefs and CPA*, February 23, 2004.
128 Ibid.
129 Ibid.
130 Ibid.
131 Ibid.
132 “Draft Working Papers: Iraq Status,” *Department of Defense*, 5 April 2004. Unclassified. Provided to the author by contacts at DoD.
133 Ibid.
134 Ibid.
135 Ibid.
136 Ibid.
137 “Draft Working Papers: Iraq Status,” *Department of Defense*, April 27, 2004. Unclassified. Provided to the author by contacts at DoD.
138 Ibid.
139 Ibid.
140 Ibid.
141 Ibid.
142 “Draft Working Papers: Iraq Status,” *Department of Defense*, May 25, 2004. Unclassified. Provided to the author by contacts at DoD.
143 “Draft Working Papers: Iraq Status,” *Department of Defense*, May 25, 2004. Unclassified. Provided to the author by contacts at DoD.
144 “Draft Working Papers: Iraq Status,” *Department of Defense*, May 25, 2004. Unclassified. Provided to the author by contacts at DoD.
145 Ibid.
146 “Draft Working Papers: Iraq Status,” *Department of Defense*, May 25, 2004. Unclassified. Provided to the author by contacts at DoD.
147 “Draft Working Papers: Iraq Status,” *Department of Defense*, May 25, 2004. Unclassified. Provided to the author by contacts at DoD.
148 “Draft Working Papers: Iraq Status,” *Department of Defense*, June 22. Unclassified. Provided to the author by contacts at DoD.
149 Ibid.
150 Ibid.
151 Ibid.
152 Ibid.
153 Ibid.
154 Ibid.
155 Ibid.
156 Ibid.
157 “Draft Working Papers: Iraq Status,” *Department of Defense*, May 25, 2004. Unclassified. Provided to the author by contacts at DoD Does not state when goal should be reached.
158 “Draft Working Papers: Iraq Status,” *Department of Defense*, April 27, 2004. Unclassified. Provided to the author by contacts at DoD.
159 “News: Iraq,” *Club de Paris/Paris Club*, July 10, 2003,
(http://www.clubdeparis.org/en/news/page_detail_news.php?FICHIER=com10578674390).
160 Ibid.
161 Ibid.
162 Ibid.
163 Ibid.
164 Ibid.
165 Ibid.
166 Ibid.
167 Ibid.
168 Ibid.
169 Ibid.
170 Ibid.
171 Ibid.
172 Ibid.
173 Ibid.
174 Ibid.
175 Ibid.
176 Ibid.
177 Ibid.
178 Ibid.
179 Ibid.
180 Ibid.
181 Ibid.
182 Ibid.
183 Ibid.
184 Ibid.
185 Ibid.
186 Ibid.
187 “Press Release Iraq: Tally Shows Pledges from Madrid October Donor’s Conference Total \$32 Billion,” *World Bank Group*, Table 2: By Donor, December 4, 2003.
188 “Press Release Iraq: Tally Shows Pledges from Madrid October Donor’s Conference Total \$32 Billion,” *World Bank Group*, Table 1: By Type, December 4, 2003.
189 “Iraq- Economic Review and Prospects II,” *Global House Invest*, January 2004. p. 38.
190 Ibid.
191 GAO-040902R: *Rebuilding Iraq: Resource, Security, Governance, Essential Services, and Oversight Issues*, General Accounting Office, June 2004, p. 10.
192 GAO-040902R: *Rebuilding Iraq: Resource, Security, Governance, Essential Services, and Oversight Issues*, General Accounting Office, June 2004, p. 29.
193 Ibid.

¹⁹⁴ “Draft Working Papers: Iraq Status,” *Department of Defense*, 5 January, 2004. Unclassified. Provided to the author by the CPA/DoD.

¹⁹⁵ Jeff Gerth, “The Struggle for Iraq: Reconstruction; Report Offered Bleak Outlook About Oil,” *New York Times*, October 5, 2003. Annual pre-war revenue estimate by the Bush Administration. Broken down in monthly averages by researcher.

¹⁹⁶ “21 October 2003 Update: Iraq Fact Sheet: Power” *Joint Staff & CPA*, Unclassified. Provided to the author by the CPA/DoD.

¹⁹⁷ “21 October 2003 Update: Iraq Fact Sheet: Power” *Joint Staff & CPA*, Unclassified. Provided to the author by the CPA/DoD.

¹⁹⁸ “21 October 2003 Update: Iraq Fact Sheet: Power” *Joint Staff & CPA*, Unclassified. Divided into daily averages from monthly data by author.

¹⁹⁹ “21 October 2003 Update: Iraq Fact Sheet: Power” *Joint Staff & CPA*, Unclassified. Provided to the author by the CPA/DoD.

²⁰⁰ Iraq Fact Sheet: Oil,” *Joint Staff & CPA*, Unclassified. Provided to the author by CPA/DoD. As of Dec 11, 2003.

²⁰¹ “Iraq Status Update: 18 September 03: Progress on Priorities: National Power Update; Power/Baghdad,” *U.S. Department of Defense*. Briefing material made available by CPA/DoD to author during visit to Iraq September 22-25 2003. Based on two-week estimate

²⁰² Ibid. Based on two-week estimate

²⁰³ Ibid.

²⁰⁴ Ibid.

²⁰⁵ “21 October 2003 Update: Iraq Fact Sheet: Power,” *Joint Staff & CPA*, Unclassified. Provided to the author by the CPA/DoD.

²⁰⁶ “Iraq Fact Sheet: Oil,” *Joint Staff & CPA*, Unclassified. Provided to the author by CPA/DoD. As of Dec 11, 2003.

²⁰⁷ Ibid.

²⁰⁸ Ibid.

²⁰⁹ “Iraq Status Update: 18 September 03: Progress on Priorities: National Power Update; Power/Baghdad,” *U.S. Department of Defense*. Briefing material made available by CPA/DoD to author during visit to Iraq September 22-25 2003.

²¹⁰ “Iraq Status Update: 18 September 03: Progress on Priorities: National Power Update; Power/Baghdad,” *U.S. Department of Defense*. Briefing material made available by CPA/DoD to author during visit to Iraq September 22-25 2003

²¹¹ “Draft Working Papers: Iraq Status”, *Department of Defense*, 4 November 2003. Unclassified. Provided to the author by contacts at the DoD. Monthly figure based on weekly averages.

²¹² “Iraq Fact Sheet: Oil,” *Joint Staff & CPA*, Unclassified. Provided to the author by CPA/DoD. As of Dec 11, 2003.

²¹³ “Draft Working Papers: Iraq Status”, *Department of Defense*, 4 November 2003. Unclassified. Provided to the author by contacts at the DoD.

²¹⁴ Ibid. Monthly figure based on weekly averages.

²¹⁵ Ibid. Monthly figure based on weekly averages.

²¹⁶ Ibid. Monthly figure based on weekly averages.

²¹⁷ Ibid. Monthly figure based on weekly averages.

²¹⁸ “Iraq Fact Sheet: Oil,” *Joint Staff & CPA*, Unclassified. Provided to the author by CPA/DoD. As of Dec 11, 2003.

²¹⁹ “Draft Working Papers: Iraq Status”, *Department of Defense*, 4 November 2003. Unclassified. Provided to the author by contacts at the DoD. Monthly figure based on weekly averages.

²²⁰ Ibid. Monthly figure based on weekly averages.

²²¹ Ibid. Monthly figure based on weekly averages.

²²² Ibid. Monthly figure based on weekly averages.

²²³ Ibid.

²²⁴ “Iraq Fact Sheet: Oil,” *Joint Chiefs and CPA*, January 13, 2004. “Draft Working Papers: Iraq Status,” *Department of Defense*, 20 January, 2004. Unclassified. Provided to the author by the CPA/DoD. Based on two week estimate.

²²⁵ “Draft Working Papers: Iraq Status,” *Department of Defense*, 30 December, 2003. Unclassified. Provided to the author by contacts at DoD.

²²⁶ Ibid.

²²⁷ Ibid.

²²⁸ “Draft Working Papers: Iraq Status,” *Department of Defense*, 13 January, 2004. Unclassified. Provided to the author by the CPA/DoD. Monthly estimate.

²²⁹ “Draft Working Papers: Iraq Status,” *Department of Defense*, 13 January, 2004. Unclassified. Provided to the author by the CPA/DoD. Monthly estimate.

²³⁰ “Iraq Fact Sheet: Oil,” *Joint Chiefs and CPA*, January 13, 2004.

²³¹ “Draft Working Papers: Iraq Status,” *Department of Defense*, 5 January, 2004. Unclassified. Provided to the author by the CPA/DoD. Monthly estimate.

²³² “Draft Working Papers: Iraq Status,” *Department of Defense*, 13 January, 2004. Unclassified. Provided to the author by the CPA/DoD. Monthly estimate.

²³³ Ibid.

²³⁴ Ibid.

²³⁵ “Iraq Fact Sheet: Oil,” *Joint Chiefs and CPA*, January 26, 2004. Based on three weekly data points.

²³⁶ “Iraq Fact Sheet: Oil,” *Joint Chiefs and CPA*, February 17, 2004.

²³⁷ “Draft Working Papers: Iraq Status,” *Department of Defense*, 26 January, 2004. Unclassified. Provided to the author by the CPA/DoD. Based on three weekly data points.

²³⁸ Ibid. Based on three weekly data points.

²³⁹ Ibid. Based on three weekly data points.

²⁴⁰ Ibid. Based on three weekly data points.

²⁴¹ “Draft Working Papers: Iraq Status,” *Department of Defense*, 23 February, 2004. Unclassified. Provided to the author by the CPA/DoD. “Iraq Fact Sheet: Oil,” *Joint Chiefs and CPA*, February 17, 2004. Based on two weekly data points.

²⁴² “Iraq Fact Sheet: Power” *Joint Staff and CPA*, March 15, 2004.

²⁴³ “Draft Working Papers: Iraq Status,” *Department of Defense*, 17 February, 2004. Unclassified. Provided to the author by the CPA/DoD. Draft Working Papers: Iraq Status,” *Department of Defense*, 23 February, 2004. Unclassified. Provided to the author by the CPA/DoD. Based on two weekly data points.

²⁴⁴ “Draft Working Papers: Iraq Status,” *Department of Defense*, 17 February, 2004. Unclassified. Provided to the author by the CPA/DoD. *Department of Defense*, 23 February, 2004. Unclassified. Provided to the author by the CPA/DoD. Based on two weekly data points.

²⁴⁵ “Draft Working Papers: Iraq Status,” *Department of Defense*, 17 February, 2004. Unclassified. Provided to the author by the CPA/DoD. *Department of Defense*, 23 February, 2004. Unclassified. Provided to the author by the CPA/DoD. Based on two weekly data points.

²⁴⁶ “Draft Working Papers: Iraq Status,” *Department of Defense*, 17 February, 2004. Unclassified. Provided to the author by the CPA/DoD. *Department of Defense*, 23 February, 2004. Unclassified. Provided to the author by the CPA/DoD. Based on two weekly data points.

²⁴⁷ “Draft Working Papers: Iraq Status,” *Department of Defense*, 22 March, 2004. Unclassified. Provided to the author by the CPA/DoD. Based on two weekly data points.

²⁴⁸ “Iraq Fact Sheet: Oil,” *Joint Staff and CPA*, April 20, 2004. “Iraq Fact Sheet: Oil,” *Joint Staff and CPA*, April 20, 2004.

²⁴⁹ “Draft Working Papers: Iraq Status,” *Department of Defense*, 22 March, 2004. Unclassified. Provided to the author by the CPA/DoD. Based on three weekly data points.

²⁵⁰ Draft Working Papers: Iraq Status,” *Department of Defense*, 22 March, 2004. Unclassified. Provided to the author by the CPA/DoD. Based on three weekly data points.

²⁵¹ Draft Working Papers: Iraq Status,” *Department of Defense*, 22 March, 2004. Unclassified. Provided to the author by the CPA/DoD. Based on three weekly data points.

²⁵² Draft Working Papers: Iraq Status,” *Department of Defense*, 22 March, 2004. Unclassified. Provided to the author by the CPA/DoD. Based on three weekly data points.

²⁵³ “Iraq Fact Sheet: Oil,” *Joint Staff and CPA*, May 3, 2004. Based on three weekly averages.

²⁵⁴ “Iraq Fact Sheet: Oil,” *Joint Staff and CPA*, May 25, 2004.

²⁵⁵ Ibid.

²⁵⁶ Ibid.

²⁵⁷ Ibid.

²⁵⁸ Ibid.

²⁵⁹ “Iraq Fact Sheet: Oil,” *Joint Staff and CPA*, May 25, 2004.

²⁶⁰ “Iraq Fact Sheet: Oil,” *Joint Staff and CPA*, May 25, 2004.

²⁶¹ “Draft Working Papers: Iraq Status,” *Department of Defense*, May 25, 2004. Based on three weekly data points. Unclassified. Provided to the author by the CPA/DoD.

²⁶² “Draft Working Papers: Iraq Status,” *Department of Defense*, May 25, 2004. Based on three weekly data points. Unclassified. Provided to the author by the CPA/DoD.

²⁶³ “Draft Working Papers: Iraq Status,” *Department of Defense*, May 25, 2004. Based on three weekly data points. Unclassified. Provided to the author by the CPA/DoD.

²⁶⁴ “Draft Working Papers: Iraq Status,” *Department of Defense*, May 25, 2004. Based on three weekly data points. Unclassified. Provided to the author by the CPA/DoD.

²⁶⁵ “Draft Working Papers: Iraq Status,” *Department of Defense*, June 22, 2004. Based on three weekly data points. Unclassified. Provided to the author by the CPA/DoD.

²⁶⁶ “Draft Working Papers: Iraq Status,” *Department of Defense*, June 22, 2004. Unclassified. Provided to the author by the CPA/DoD.

²⁶⁷ “Draft Working Papers: Iraq Status,” *Department of Defense*, June 22, 2004. Based on three weekly data points. Unclassified. Provided to the author by the CPA/DoD.

²⁶⁸ Ibid.

²⁶⁹ Ibid.

²⁷⁰ Ibid.

²⁷¹ Ibid.

²⁷² Ibid.

²⁷² “Iraq Fact Sheet: Diesel,” *Joint Staff and CPA*, April 20, 2004.

²⁷³ “Draft Working Papers: Iraq Status,” *Department of Defense*, May 25, 2004.. Unclassified. Provided to the author by the CPA/DoD. Does not state when goal should be reached.

²⁷⁴ “Iraq Fact Sheet: Gasoline,” *Joint Staff and CPA*, April 20, 2004.

²⁷⁵ “Iraq Fact Sheet: Liquefied Petroleum Gas Production,” *Joint Staff and CPA*, April 20, 2004.

²⁷⁶ “Draft Working Papers: Iraq Status,” *Department of Defense*, 30 December, 2003. Unclassified. Provided to the author by contacts at DoD.

²⁷⁷ “Iraq Status Update: 18 September 03: Progress on Priorities: National Power Update; Power/Baghdad,” *U.S. Department of Defense*. Briefing material made available by CPA/DoD to author during visit to Iraq September 22-25 2003.

²⁷⁸ “Talking Points – Iraq Six Month Progress Report – Oct 9, 2003. *U.S. Department of Defense*.

²⁷⁹ “Draft Working Papers: Iraq Status”, *Department of Defense*, 4 November 2003. Unclassified. Provided to the author by contacts at the DoD.

²⁸⁰ “Iraq Status Update: 18 September 03: Progress on Priorities: National Power Update; Power/Baghdad,” *U.S. Department of Defense*. Briefing material made available by CPA/DoD to author during visit to Iraq September 22-25 2003.

²⁸¹ “Draft Working Papers: Iraq Status”, *Department of Defense*, 4 November 2003. Unclassified. Provided to the author by contacts at the DoD.

²⁸² “Iraq Status Update: 18 September 03: Progress on Priorities: National Power Update; Power/Baghdad,” *U.S. Department of Defense*. Briefing material made available by CPA/DoD to author during visit to Iraq September 22-25 2003.

²⁸³ “Draft Working Papers: Iraq Status”, *Department of Defense*, 4 November 2003. Unclassified. Provided to the author by contacts at the DoD.

²⁸⁴ Ibid.

²⁸⁵ “Draft Working Papers: Iraq Status”, *Department of Defense*, 4 November 2003. Unclassified. Provided to the author by contacts at the DoD.

²⁸⁶ Ibid. Based on a two-week estimate.

²⁸⁷ “Iraq Fact Sheet: Power,” *Joint Staffs and CPA*, April 27, 2004.

²⁸⁸ Ibid.

²⁸⁹ Ibid.

²⁹⁰ Ibid.

²⁹¹ Ibid.

²⁹² “Draft Working Papers: Iraq Status,” *Department of Defense*, February 23, 2004. Based on one weekly data point. Unclassified. Provided to the author by the CPA/DoD.

²⁹³ “Draft Working Papers: Iraq Status,” *Department of Defense*, 22 March. Unclassified. Provided to the author by the CPA/DoD. Based on three weekly data points.

²⁹⁴ “Draft Working Papers: Iraq Status,” *Department of Defense*, March 15, 22, and April 5, 2004.. Based on three weekly data points. Unclassified. Provided to the author by the CPA/DoD.

²⁹⁵ “Draft Working Papers: Iraq Status,” *Department of Defense*, May 25, 2004. Unclassified. Provided to the author by the CPA/DoD.

²⁹⁶ “Draft Working Papers: Iraq Status,” *Department of Defense*, April 19, 27, and May 3, 2004. Based on three weekly data points. Unclassified. Provided to the author by the CPA/DoD.

²⁹⁷ “Draft Working Papers: Iraq Status,” *Department of Defense*, May 25, 2004. Based on three weekly data points. Unclassified. Provided to the author by the CPA/DoD.

²⁹⁸ Draft Working Papers: Iraq Status,” *Department of Defense*, May 25, 2004. Based on one weekly data point. Unclassified. Provided to the author by the CPA/DoD.

²⁹⁹ Draft Working Papers: Iraq Status,” *Department of Defense*, June 22, 2004.. Unclassified. Provided to the author by the CPA/DoD.

³⁰⁰ Tarek El-Tablawy, “Iraqi Exports Expected to Return to Normal Levels Within a Day,” *Associated Press*, July 6, 2004.

³⁰¹ Ibid.

³⁰² Ibid.

“Draft Working Papers: Iraq Status,” *Department of Defense*, 23 February, 15 March, 22 March, 5 April, 19 April, 27 April, 3 May, 25 May, 22 June, 2004. Unclassified. Provided to the author by contacts at DoD.

³⁰⁴ “Draft Working Papers: Iraq Status,” *Department of Defense*, January 26, 2004. Unclassified. Provided to the author by the CPA/DoD.

³⁰⁵ “Draft Working Papers: Iraq Status,” *Department of Defense*, 30 December, 2003. Unclassified. Provided to the author by the CPA/DoD.

³⁰⁶ Ibid.

³⁰⁷ “Iraq Fact Sheet: Economics,” *Joint Staffs and CPA*, February 17, 2004.

³⁰⁸ “Draft Working Papers: Iraq Status,” *Department of Defense*, 23 February 2004. Unclassified. Provided to the author by contacts at DoD.

³⁰⁹ “Draft Working Papers: Iraq Status,” *Department of Defense*, March 22, 2004. Unclassified. Provided to the author by contacts at the DoD.

³¹⁰ “Draft Working Papers: Iraq Status,” *Department of Defense*, May 3, 2004. Unclassified. Provided to the author by contacts at the DoD.

³¹¹ “Draft Working Papers: Iraq Status,” *Department of Defense*, May 25, 2004. Unclassified. Provided to the author by contacts at the DoD.

³¹² “Draft Working Papers: Iraq Status,” *Department of Defense*, June 22, 2004. Unclassified. Provided to the author by contacts at the DoD.

³¹³ “Draft Working Papers: Iraq Status,” *Department of Defense*, January 26, 2004. Unclassified. Provided to the author by contacts at the DoD.

³¹⁴ Ibid. “Draft Working Papers: Iraq Status,” *Department of Defense*, 22 April, 2004. May numbers from “Draft Working Papers: Iraq Status,” *Department of Defense*, May 25, 2004. Unclassified. Provided to the author by contacts at the DoD.

³¹⁵ “Draft Working Papers: Iraq Status,” *Department of Defense*, 15 December 2003. Unclassified. Provided to the author by contacts at the DoD.

³¹⁶ Ibid.

³¹⁷ Ibid.

³¹⁸ “Draft Working Papers: Iraq Status,” *Department of Defense*, April 27, 2004. Unclassified. Provided to the author by contacts at the DoD.

³¹⁹ “Draft Working Papers: Iraq Status,” *Department of Defense*, 15 December 2003. Unclassified. Provided to the author by contacts at the DoD.

³²⁰ Ibid.

³²¹ Ibid.

³²² “Draft Working Papers: Iraq Status,” *Department of Defense*, May 25, 2004. Unclassified. Provided to the author by contacts at the DoD.

³²³ Ibid.

³²⁴ Ibid.

³²⁵ “Draft Working Papers: Iraq Status,” *Department of Defense*, 22 March, 2004. Unclassified. Provided to the author by contacts at the DoD.

³²⁶ “Draft Working Papers: Iraq Status,” *Department of Defense*, April 27, 2004. Unclassified. Provided to the author by contacts at the DoD.

³²⁷ “Draft Working Papers: Iraq Status,” *Department of Defense*, May 25, 2004. Unclassified. Provided to the author by contacts at the DoD.

³²⁸ “Quarterly Update to Congress: 2207 Report,” July 2004.

³²⁹ “Draft Working Papers: Iraq Status,” *Department of Defense*, 22 March, 2004. Unclassified. Provided to the author by contacts at the DoD.

³³⁰ Ibid.

³³¹ Ibid.

³³² “Draft Working Papers: Iraq Status,” *Department of Defense*, 17 February, 2004. Unclassified. Provided to the author by contacts at the DoD.

³³³ Statement by Health Minister Khudair Fadhil Abbas in Ariana Eunjung Cha, “Iraqi Hospitals on Life Support; Babies dying Because of Shortages of Medicine and Supplies,” *Washington Post*, March 5, 2004.

³³⁴ L. Paul Bremer testifying before the House Armed Services Committee, *Federal News Service*, June 12, 2003.

³³⁵ Author’s estimate.

³³⁶ “Progress Competes with Chaos in Iraq,” *Los Angeles Times*, October 19, 2003

³³⁷ Author’s estimate.

³³⁸ Ibid.

³³⁹ Ibid.

³⁴⁰ Ibid.

³⁴¹ Ibid.

³⁴² Ibid.

³⁴³ Ibid.

³⁴⁴ Ibid.

³⁴⁵ Part of Iraq Center for Research and Strategic Studies survey as reported by the London Financial Times. Mark Tuner, “80% of Iraqis Want Coalition Troops Out,” *London Financial Times*, July 7, 2004.

³⁴⁶ The poll was based on face-to-face interviews with more than 100 individuals conducted by IIACSS for the CPA in Baghdad, Basrah, Mosul, Diwaniyah, Hillah, and Baqubah between 9-19 June. The margin of error is +/- 4 %. Results of the poll were made available by Robin Wright, “Iraqis Back New Leaders, Poll Says,” *Washington Post*, June 25, 2004.

³⁴⁷ The majority of the findings are based on face-to-face interviews with 1093 randomly selected individuals conducted by IIACSS for the CPA in Baghdad, Basrah, Mosul, Diwaniyah, Hillah, and Baqubah between 14 and 23 May. The margin of error is +/- 4.1 %. Poll made available through *Associated Press Washington in Depth*, (wid.ap.org/documents/iraq/cpapoll_files/frame.htm [June 18, 2004]).

³⁴⁸ “CNN/USA Today/Gallup Poll Nationwide poll of Iraq.” Face to face interviews with 3,444 adults in Iraq were conducted in Arabic and Kurdish by Iraqi interviewers hired and supervised by the Pan Arab Research Center of Dubai. All interviews were conducted in the residences of the respondents. The poll results are based on interviews conducted in all parts of Iraq, both urban and rural, representing about 93% of the total Iraqi population. Nearly all the interviews were conducted between March 22 –April 9, 2004.” (i.a.cnn.net/cnn/2004/WORLD/meast/04/28/iraq.poll/iraq.poll.4.28.pdf [May 13, 2004]).

³⁴⁹ Thomas E. Ricks, “80% in Iraq Distrust Occupation Authority,” *Washington Post*, May 13, 2004. Results cited are from a Coalition Provisional Authority poll.

³⁵⁰ Thomas E. Ricks, “80% in Iraq Distrust Occupation Authority,” *Washington Post*, May 13, 2004. Results cited are from a poll conducted for the Coalition Provisional Authority.

³⁵¹ Oxford Research International/BBC/ABC News.ARD/NHK, as quoted in “Special Report: Iraq, One Year On,” *Economist*, March 20, 2004. Poll conducted between February 9th and February 28th.

³⁵² “Opinion Analysis, *Office of Research, Department of State*, Washington DC, January 29, 2004. “The Office of Research survey was carried out between December 31, 2003 and January 7, 2004. The margin of error for the entire sample is approximately +/- 4 percent, but varies among cities.”

³⁵³ Ibid.

³⁵⁴ Ibid.

³⁵⁵ Ibid.

³⁵⁶ Ibid.

³⁵⁷ Ibid.

³⁵⁸ Ibid.

³⁵⁹ Ibid.

³⁶⁰ Ibid.

³⁶¹ Ibid.

³⁶² “Opinion Analysis,” *Office of Research, Department of State*, Washington DC, January 6, 2004. Preliminary findings. The Office of Research survey was carried out between November 19-28. It has a margin of error of +/-6%.

³⁶³ Ibid.

³⁶⁴ Ibid.

³⁶⁵ Will Lester, "Poll Finds Baghdad Residents Glad to Be Rid of Saddam," *Associated Press*, September 24, 2003. The Gallup poll cited was carried out between August 8 and September 4. It has a margin of error of +/-3%.

³⁶⁶ Ibid.

³⁶⁷ Ibid.

³⁶⁸ Ibid.

³⁶⁹ Walter Pincus, "Skepticism About U.S. Deep, Iraq Polls Shows; Motive for Invasion is Focus of Doubts," *Washington Post*, November 12, 2003.

³⁷⁰ Ibid.

³⁷¹ Ibid.

³⁷² Polling information from April 2003 to January 2004 from "CNN/USA Today/Gallup Poll: January 2-5, 2004 – FINAL TOPLINE," *Gallup*. Provided to author by contacts at the Gallup Organization. Polling information from February 2004 to May 2004 from "CNN/USA Today/Gallup Poll: May 7-9 – FINAL TOPLINE," *Gallup*. Provided to author by contacts at the Gallup Organization.