


# DEFINING THE OUT-OF-WORK POPULATION

1  
**79M**

Total population ages 25 to 64 in the 130 study jurisdictions



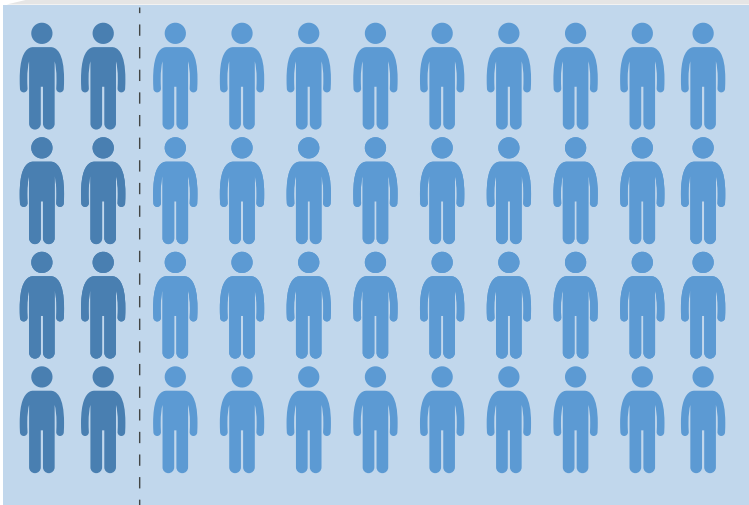
2 People who are not working are either unemployed or not in the labor force.

■ **Unemployed (4M)**

Individuals who want and are available for work, and who have looked for work in the past four weeks.

■ **Not in the labor force or NILF (16M)**

Individuals who are not working and have not looked for work in the past four weeks. They are a diverse group, including people who have chosen to engage in other activities like school and caretaking, but also people who may want to work but have given up looking.



Not everyone who is unemployed or not in the labor force is equally interested in, or in need of, workforce development services. From the population that is not working, we subtracted the following groups:




Those who appear to be engaged in activities such as child-rearing or attending school that represent alternative activities to employment.



Those who, by receiving retirement and/or disability benefits, have signaled that they are unlikely to pursue employment opportunities.

3  
The subsequent out-of-work sample totals

**11.3M**



■ **Unemployed (3.6M)**

■ **NILF (7.7M)**

This tally includes 90% of those who are unemployed and almost 50 percent of those who are not in the labor force.