

TIGER: Tracking Indexes for the Global Economic Recovery

by Eswar Prasad and Karim Foda

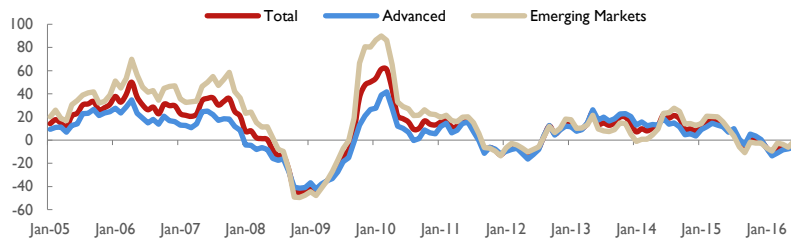
October, 2016

This data is part of a larger Brookings interactive map measuring economic recovery across twenty countries.

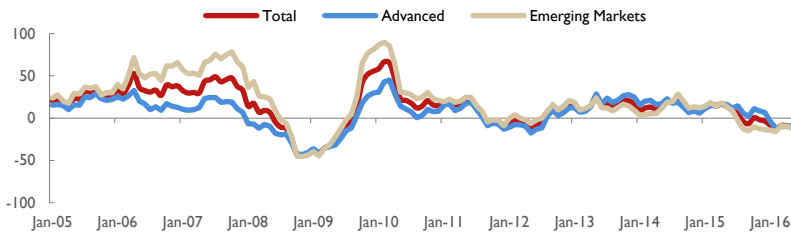
Financial Indicators

Figure 1 - Full Series: Jan. 2005 -- Jul.-Sep. 2016

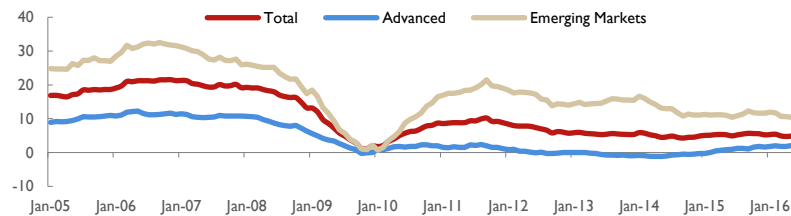
Equity Markets



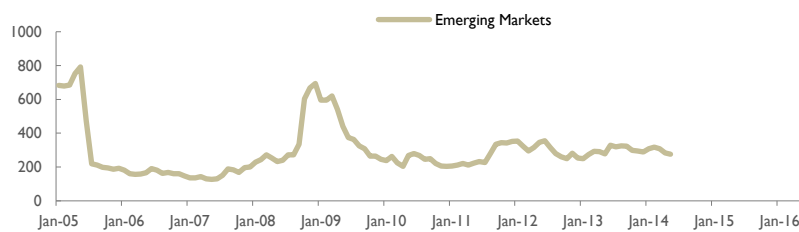
Stock Market Capitalization



Credit Growth



Emerging Market Bond Spreads



TIGER: Tracking Indexes for the Global Economic Recovery

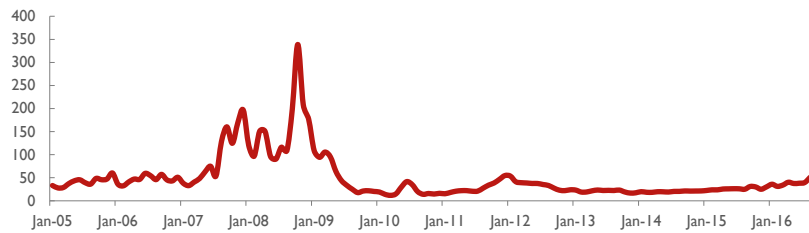
by Eswar Prasad and Karim Foda

October, 2016

Financial Indicators

Figure 1 - Full Series: Jan. 2005 -- Jul.-Sep. 2016

TED Spread



VIX

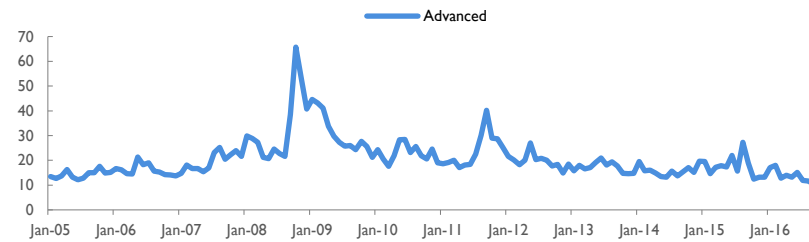
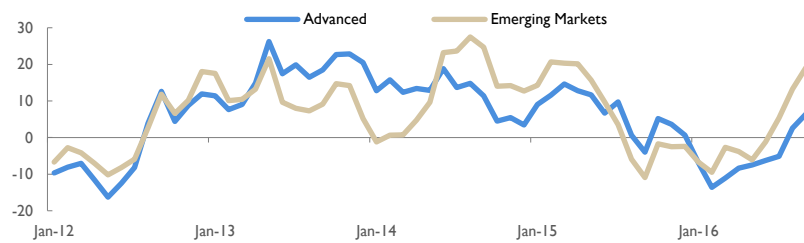
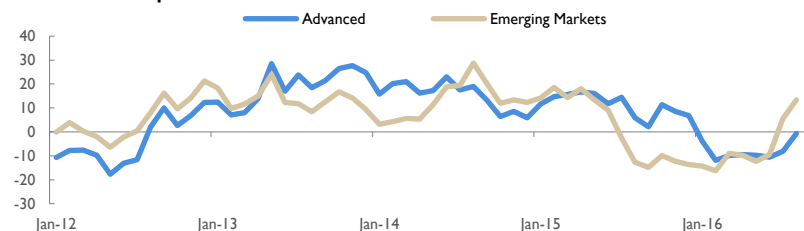


Figure 2 - Recent Snapshot: Jan. 2012 -- Jul.-Sep. 2016

Equity Markets



Stock Market Capitalization



TIGER: Tracking Indexes for the Global Economic Recovery

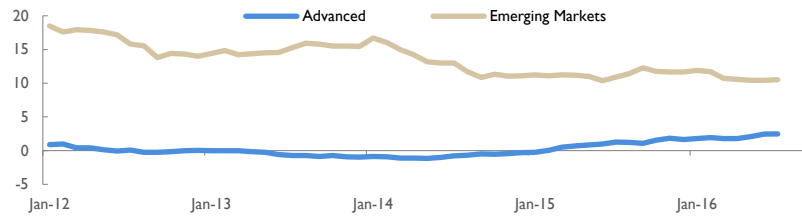
by Eswar Prasad and Karim Foda

October, 2016

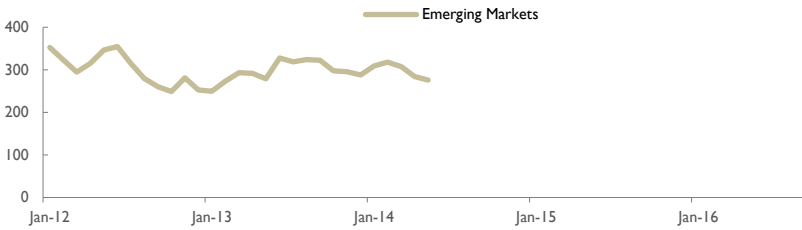
Financial Indicators

Figure 2 - Recent Snapshot: Jan. 2012 -- Jul.-Sep. 2016

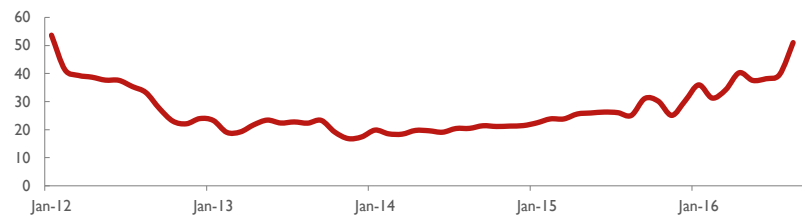
Credit Growth



Emerging Market Bond Spreads



TED Spread



VIX

