

BROOKINGS

Afghanistan Index

Also including selected data on Pakistan

Ian S. Livingston and Michael O'Hanlon

May 20, 2015



**Brookings Tracks Reconstruction and Security
in Afghanistan, Iraq and Pakistan**

Afghanistan Index »

<http://www.brookings.edu/afghanistanindex>

Iraq Index »

<http://www.brookings.edu/iraqindex>

TABLE OF CONTENTS

| | | |
|----------|--|----|
| 1 | Security Indicators | |
| 1.1 | American Troops Deployed to Afghanistan UPDATED 5.20.15 | 4 |
| 1.2 | Other Foreign Troops Deployed to Afghanistan | 5 |
| 1.3 | Troops Committed to NATO's International Security Assistance Mission (ISAF) by Country | 5 |
| 1.4 | Size of Afghan Security Forces on Duty, 2003-2013 UPDATED 5.20.15 | 6 |
| 1.5 | Afghan Local Police Growth UPDATED 5.20.15 | 6 |
| 1.6 | Afghan Army Units Partnered with NATO Units | 7 |
| 1.7 | Attrition (AWOL) Rates among Select Afghan National Security Forces | 7 |
| 1.8 | Afghan National Army and Afghan National Police Ethnicity | 7 |
| 1.9 | Assessment Levels of Afghan National Security Forces | 8 |
| 1.10 | Total Number of Private DoD Contractors in Afghanistan, 2007 through 2014 | 8 |
| 1.11 | U.S. Government Civilians in Afghanistan, August 2008-2011 | 8 |
| 1.12 | Number of Insurgent Attacks, 2008-2013 | 9 |
| 1.13 | Attacks by Afghan Security Forces against Allied Troops | 9 |
| 1.14 | U.S. and Coalition Troop Fatalities since October 7, 2001 UPDATED 5.20.15 | 10 |
| 1.15 | Cause of Death for U.S. Troops UPDATED 5.20.15 | 10 |
| 1.16 | Non-US Coalition Troop Fatalities by Country since October 2001 UPDATED 5.20.15 | 11 |
| 1.17 | Proportion of Annual U.S. and Other Foreign Troop Fatalities by Various Causes UPDATED 5.20.15 | 11 |
| 1.18 | U.S. Troops Wounded in Action since October 7, 2001 | 12 |
| 1.19 | Private Contractor Deaths in Afghanistan, 2001 through 2015 UPDATED 5.20.15 | 12 |
| 1.20 | Afghan National Army (ANA) and Afghan National Police (ANP) Personnel Fatalities, January 2007-Present | 13 |
| 1.21 | Estimated Yearly Civilian Fatalities as Result of Fighting Between Pro-Government Forces and Armed Opposition Groups (AOG), 2006-2014 UPDATED 5.20.15 | 13 |
| 1.22 | Estimated Percentage of Afghan Civilian Fatalities by Group Which Caused, 2006-2014 UPDATED 5.20.15 | 13 |
| 1.23 | Journalists Killed in Afghanistan Since 1992 UPDATED 5.20.15 | 14 |
| 1.24 | Estimated Number of Internally Displaced Persons (IDPs) | 14 |
| 1.25 | Number of Afghan Asylum Applications, 2001 through 2012 | 14 |
| 1.26 | U.S. Drawdown from Afghanistan Figures | 15 |
| 1.27 | Estimated War Funding for DoD and State: FY2011-FY2015 request | 15 |
| 2 | Governance and Rule of Law Indicators | |
| 2.1 | Afghanistan Population and Demographic Information | 16 |
| 2.2 | Size, Gender, and ethnic Makeup of Afghanistan's Main Legislative Bodies | 16 |
| 2.3 | Prison Population in Afghanistan, 2004-2012 | 17 |
| 2.4 | Annual Poppy Cultivation in Afghanistan (ha) and Percentage of Global, 1990-2013 | 17 |
| 2.5 | Annual Opium Production in Afghanistan (mt) and Percentage of Global, 1990-2013 | 18 |
| 2.6 | Opium Poppy Cultivation Levels in Afghanistan (with Top-Producing Provinces), 2004-2011 | 18 |
| 2.7 | Afghanistan's Rank in Reporters Without Borders' Index of Press Freedom, 2002-2014 UPDATED 5.20.15 | 19 |
| 2.8 | Afghanistan's Rank in Transparency International's Annual Corruption Perceptions Index | 19 |
| 3 | Economic and Quality of Life Indicators | |
| 3.1 | Annual Inflation | 20 |
| 3.2 | Real GDP Growth and Nominal GDP, 2003-2014 | 20 |
| 3.3 | Pay Charts for Afghan National Security Forces | 21 |
| 3.4 | Pay Charts for Individuals in the Afghan Legal System | 22 |
| 3.5 | Comparison of Electricity Supply Sources and Capacity | 22 |

| | | |
|-----|---|----|
| 3.6 | Estimated Number of Telephone Users in Afghanistan by Year, 2002-2012 | 23 |
| 3.7 | Education Metrics | 23 |
| 3.8 | Healthcare Metrics | 23 |

4 Polling and Public Opinion

| | | |
|---------|--|----|
| 4.1-4.5 | Afghanistan in 2012: A Survey of the Afghan People (Asia Foundation) | 24 |
|---------|--|----|

5 Pakistan Indicators

| | | |
|-----|--|----|
| 5.1 | Number of Monthly Attacks by Type, October 2008-2012 | 27 |
| 5.2 | Monthly Fatalities as a Result of Attacks by Group, October 2008-2012 | 27 |
| 5.3 | Monthly Unmanned Drone Strikes in Pakistan, 2008-2014 | 28 |
| 5.4 | Estimated Total Deaths from U.S. Drone Strikes in Pakistan, 2006-2013 | 28 |
| 5.5 | Pakistani Army Casualties, 2001-2012 | 29 |
| 5.6 | Journalists Killed in Pakistan Since 1992 | 29 |
| 5.7 | Number of Pakistani Asylum Applications, 2001 through 2013 | 29 |
| 5.8 | Annual Real GDP Growth Rate | 30 |
| 5.9 | Direct Overt U.S. Aid and Military Reimbursements to Pakistan, FY 2002-FY 2014 | 30 |

6 Research Tools

| | | |
|-----|---|----|
| 6.1 | Additional Sources of Information on Afghanistan and Pakistan | 31 |
|-----|---|----|

For more information please contact Ian Livingston at ilivingston@brookings.edu

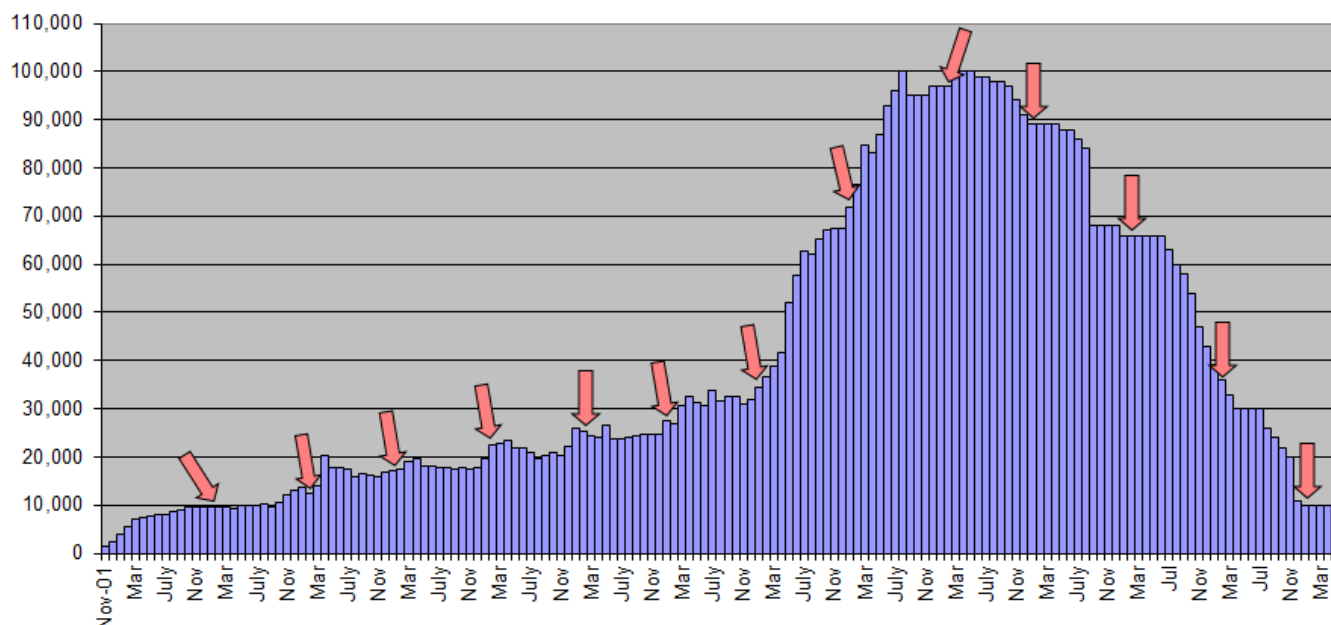
Note on the Methodology of the Afghanistan Index:

Although the footnotes to the Afghanistan Index document our sources in detail, it is worth noting here a few broad points. The majority of our information comes from the U.S. Government, though we must often analyze it and process it further to show trends over the full period since 2001. Some information comes from foreign journalists on the ground and from nongovernmental organizations; a very modest amount to date comes from Afghan sources. Most tables and charts are straightforward representations of data as we obtain it from the above primary sources, with only modest further analysis and processing required. However, a few graphics, such as those on crime and unemployment rates, require more methodological work (and more assumptions) on our part—and are as a result also perhaps somewhat less precise than most of the tables and charts.

1. SECURITY INDICATORS

FIGURE 1.1

American Troops Deployed To Afghanistan¹



NOTE: As of the end of April 2015 there were roughly 9,800 U.S. troops in Afghanistan. For a full order of battle, please see: <http://www.understandingwar.org/reference/afghanistan-order-battle>. The start of each year is indicated by an arrow.

FIGURE 1.2Other Foreign Troops Deployed To Afghanistan²

| Month | Number | Month | Number | Month | Number |
|---------------|--------|---------------|--------|---------------|--------|
| February 2002 | 5,000 | January 2007 | 21,460 | July | 41,315 |
| March | 5,000 | March | 21,750 | August | 41,389 |
| April | 5,000 | April | 21,750 | October | 40,432 |
| May | 4,500 | May | 24,000 | November | 40,930 |
| June | 5,000 | July | 24,250 | December | 41,730 |
| September | 4,700 | September | 26,043 | February 2011 | 41,893 |
| April 2003 | 5,000 | October | 30,177 | March | 42,203 |
| September | 5,000 | December | 26,703 | May | 42,400 |
| April 2004 | 5,500 | February 2008 | 28,250 | June | 42,381 |
| June | 6,000 | April | 28,000 | August | 40,697 |
| August | 6,500 | June | 29,350 | September | 40,670 |
| September | 8,000 | September | 29,810 | October | 40,638 |
| October | 10,000 | October | 30,100 | December | 40,313 |
| November | 9,400 | November | 31,150 | January 2012 | 40,386 |
| December | 8,500 | December | 31,400 | April | 38,961 |
| January 2005 | 9,000 | January 2009 | 31,880 | May | 39,469 |
| February | 8,000 | February | 31,520 | September | 38,179 |
| June | 8,000 | March | 32,140 | October | 36,905 |
| August | 10,500 | April | 32,175 | December | 34,011 |
| December | 9,000 | June | 32,280 | February 2013 | 32,330 |
| May 2006 | 9,000 | July | 34,550 | August | 27,207 |
| June | 9,700 | October | 36,230 | December | 22,000 |
| August | 15,000 | December | 38,370 | February 2014 | 19,086 |
| September | 18,000 | February 2010 | 38,710 | April | 17,678 |
| October | 20,000 | March | 38,890 | June | 17,102 |
| November | 21,000 | April | 40,139 | August | 13,599 |
| December | 21,000 | June | 41,070 | October | 10,462 |

FIGURE 1.3Troops Committed to NATO's International Security Assistance Forces (ISAF) By Country³

| | | | | | | | | |
|---|----------------------|-----|---|-------------------|-------|---|--|--------|
|  | Albania | 10 |  | Germany | 1,318 |  | Poland | 310 |
|  | Armenia | 121 |  | Greece | 8 |  | Portugal | 32 |
|  | Australia | 268 |  | Hungary | 79 |  | Romania | 273 |
|  | Austria | 1 |  | Iceland | 3 |  | Slovakia | 32 |
|  | Azerbaijan | 94 |  | Ireland | 7 |  | Slovenia | 2 |
|  | Bahrain | 0 |  | Italy | 1,373 |  | Spain | 273 |
|  | Belgium | 33 |  | Jordan | 616 |  | Sweden | 12 |
|  | Bosnia & Herzegovina | 8 |  | Republic of Korea | 0 |  | The former Yugoslav Republic of Macedonia ¹ | 152 |
|  | Bulgaria | 319 |  | Latvia | 18 |  | Tonga | 0 |
|  | Croatia | 79 |  | Lithuania | 47 |  | Turkey | 361 |
|  | Czech Republic | 228 |  | Luxembourg | 0 |  | Ukraine | 9 |
|  | Denmark | 128 |  | Malaysia | 2 |  | United Arab Emirates | 35 |
|  | El Salvador | 0 |  | Mongolia | 40 |  | United Kingdom | 2,837 |
|  | Estonia | 2 |  | Montenegro | 25 |  | United States | 18,180 |
|  | Finland | 91 |  | Netherlands | 30 | | Total | 28,360 |
|  | France | 89 |  | New Zealand | 0 | | | |
|  | Georgia | 755 |  | Norway | 60 | | | |

AS OF: November 7, 2014

¹Turkey recognizes the Republic of Macedonia with its constitutional name² Snapshot figure that includes overlapping rotations.

FIGURE 1.4Size of Afghan Security Forces on Duty, 2003-2014⁴

| Month | Ministry of Defense Forces | Ministry of Interior Forces | Total Afghan Security Forces |
|-----------------|----------------------------|-----------------------------|------------------------------|
| End 2003 | 6,000 | 0 | 6,000 |
| End 2004 | 24,000 | 33,000 | 57,000 |
| End 2005 | 26,000 | 40,000 | 66,000 |
| End 2006 | 36,000 | 49,700 | 86,000 |
| End 2007 | 50,000 | 75,000 | 125,000 |
| April 2008 | 57,800 | 79,910 | 137,710 |
| October 2008 | 68,000 | 79,910 | 147,910 |
| March 2009 | 82,780 | 79,910 | 162,690 |
| July 2009 | 91,900 | 81,020 | 172,920 |
| November 2009 | 95,000 | 95,000 | 190,000 |
| December 2009 | 100,131 | 94,958 | 195,089 |
| March 2010 | 113,000 | 102,000 | 215,000 |
| April/May 2010 | 119,388 | 104,459 | 223,847 |
| August 2010 | 134,000 | 109,000 | 243,000 |
| September 2010 | 138,164 | 120,504 | 258,668 |
| October 2010 | 144,638 | 116,367 | 261,005 |
| December 2010 | 149,533 | 116,856 | 266,389 |
| Jan/Feb 2011 | 152,000 | 118,800 | 270,800 |
| April 2011 | 164,003 | 122,000 | 286,003 |
| May 2011 | 168,037 | 128,622 | 296,659 |
| August 2011 | 169,076 | 134,865 | 303,941 |
| September 2011 | 170,781 | 136,122 | 306,903 |
| October 2011 | 173,150 | 139,070 | 312,220 |
| December 2011 | 179,610 | 143,800 | 323,410 |
| January 2012 | 184,437 | 145,577 | 330,014 |
| February 2012 | 187,874 | 148,932 | 336,806 |
| March 2012 | 194,466 | 149,642 | 344,108 |
| October 2012 | 178,501 | 148,536 | 327,037 |
| January 2013 | 177,579 | 149,775 | 327,354 |
| March 2013 | 177,725 | 151,766 | 329,491 |
| September 2013 | 185,817 | 152,336 | 338,153 |
| March 2014 | 178,617* | 152,678 | 331,295* |
| February 2015** | 174,120 | 154,685 | 328,805 |

* In the January 2015 SIGAR report, ANA levels were classified. We have used the final report from 2014 (Q3) in place here.

**Ministry of Defense forces include civilian employees. Overall 2015 numbers not independently verified.

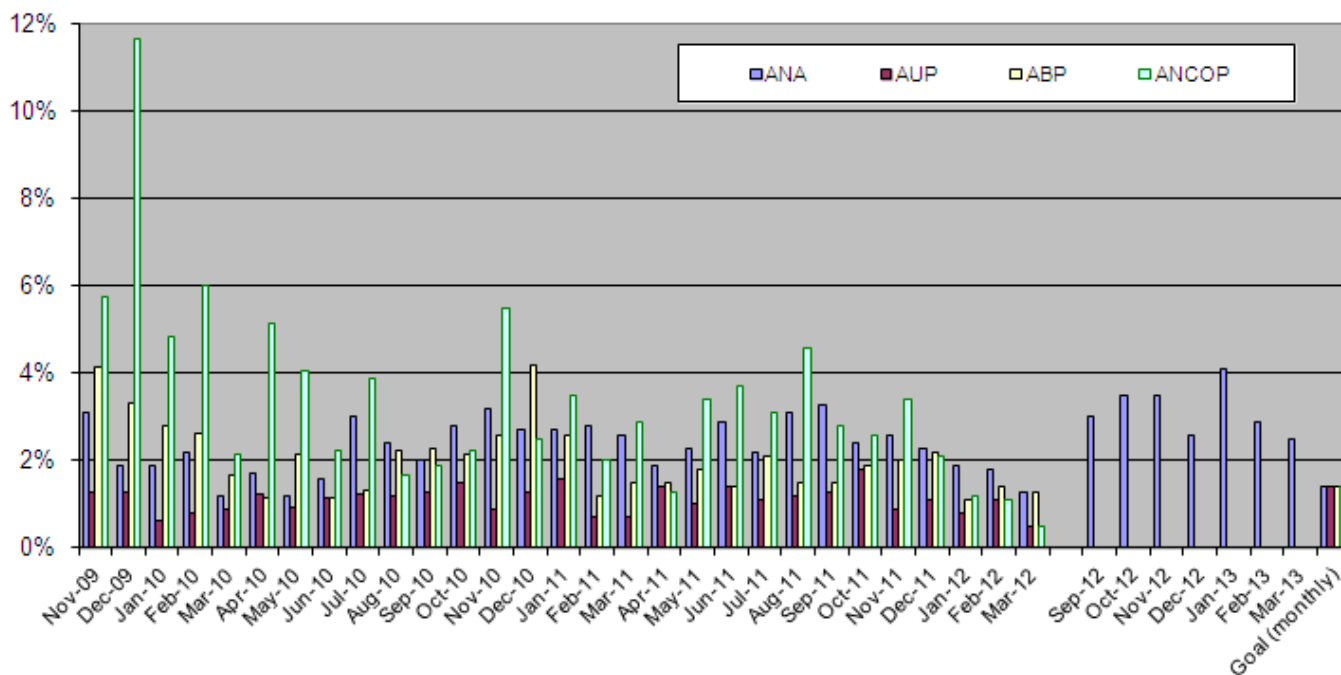
FIGURE 1.5Afghan Local Police Growth⁵

| Month | Personnel in program |
|----------------|----------------------|
| February 2011 | 4,343 |
| April 2011 | 5,360 |
| June 2011 | 6,696 |
| September 2011 | 8,137 |
| December 2011 | 10,551 |
| April 2012 | 13,139 |
| August 2012 | 16,380 |
| December 2012 | 18,496 |
| March 2013 | 21,958 |
| October 2013 | 24,000 |
| July 2014 | 30,000 |
| April 2015 | 28,376 |

FIGURE 1.6Afghan Army Units Partnered with NATO Units⁶

| 2007 | 2008 | 2009 | 2010 | 2012 | 2013 |
|------|------|------|------|------|------|
| 0% | 0% | 10% | 70% | 89% | 25% |

NOTE: 2012 number is a “past five months” figure ending March. During the same period, 42 percent of operations were Afghan led. By early 2013, 87% of all operations were Afghan led as the U.S. role quickly transitions to an advisory one with many units autonomous.

FIGURE 1.7Attrition (AWOL) Rates among Selected Afghan National Security Forces⁷

NOTE: The most recent reporting, as of July 2013, grouped ANP figures previously separate. The attrition rates for ANP from September 2012 to March 2013 are as follows: Sep, 1.1%; Oct, 1.5%; Nov, 1.2%; Dec, 1.0%; Jan, 1.4%; Feb, 1.1%; Mar, 1.3%. The goal remains the same at 1.4% and is considerably lower than ANA attrition.

FIGURE 1.8Afghan National Army and Afghan National Police Ethnicity⁸

| | Pashtun | | Tajik | | Hazara | | Uzbek | | Others | |
|---------------------|---------|-----|-------|-----|--------|-----|-------|-----|--------|-----|
| | ANA | ANP | ANA | ANP | ANA | ANP | ANA | ANP | ANA | ANP |
| Officer | 42.4% | 40% | 39.1% | 49% | 7.9% | 5% | 4.5% | 3% | 6.1% | 3% |
| NCO | 51.8% | 32% | 38.2% | 55% | 9.6% | 5% | 3.2% | 4% | 1.5% | 4% |
| Soldier / Patrolman | 43.0% | 47% | 29.2% | 35% | 11.0% | 4% | 8.5% | 7% | 8.2% | 7% |
| Total Force | 45.7% | 42% | 33.3% | 42% | 10.2% | 5% | 6.3% | 6% | 5.8% | 6% |
| National Avg | 44% | | 25% | | 10% | | 8% | | 13% | |

NOTE: ANA numbers as of March 2013, ANP as of December 2011.

FIGURE 1.9**Assessment Levels of Afghan National Security Forces⁹****ANA**

| <u>Army Kandaks</u> | May-10 | Jun-10 | Aug-10 | Sep-10 | Nov-10 | Jan-11 | Feb-11 | Apr-11 | Jun-11 | Aug-11 | Oct-11 | Dec-11 | Feb-12 | Oct-12 | Mar-13 |
|-------------------------|--------|--------|--------|--------|--------|--------|--------|--------|--------|--------|--------|--------|--------|--------|--------|
| Unassessed | 29 | 23 | 27 | 24 | 16 | 21 | 11 | 13 | 13 | 16 | 18 | 9 | 2 | 25 | 4 |
| Newly Established | 5 | 5 | 0 | 0 | 2 | 1 | 3 | 0 | 0 | 1 | 1 | 1 | 3 | 0 | 2 |
| Developing | 28 | 41 | 40 | 41 | 46 | 32 | 27 | 32 | 28 | 29 | 22 | 16 | 9 | 7 | 10 |
| Effective w/ Assistance | 24 | 37 | 40 | 39 | 35 | 58 | 64 | 55 | 61 | 58 | 56 | 63 | 55 | 22 | 16 |
| Effective w/ Advisors | 27 | 24 | 29 | 32 | 47 | 43 | 52 | 56 | 55 | 56 | 60 | 68 | 74 | 72 | 99 |
| Independent w/ Advisors | 0 | 0 | 0 | 0 | 0 | 0 | 0 | 1 | 1 | 1 | 1 | 7 | 13 | 20 | 35 |

ANP

| <u>Total Force</u> | Apr-11 | Aug-11 | Jan-12 | Oct-12 | Mar-13 |
|-------------------------|--------|--------|--------|--------|--------|
| Unassessed | 6 | 38 | 62 | 131 | 55 |
| Newly Established | 3 | 3 | 16 | 6 | 11 |
| Developing | 45 | 27 | 36 | 31 | 37 |
| Effective w/ Assistance | 79 | 70 | 102 | 61 | 91 |
| Effective w/ Advisors | 70 | 80 | 180 | 130 | 193 |
| Independent | 0 | 0 | 39 | 49 | 141 |

NOTE: In January 2011, there were 155 ratable Army Kandaks, 101 were rated in the top-3 tiers of readiness. By early 2012, there were 168 Army Kandaks with 127 rated in the top-3 tiers and 11 rated independent.

These assessments did cover all units through 2011. The “effective w/ assistance” category includes units with different levels of readiness.

FIGURE 1.10**Number of Private Defense Department Contractors in Afghanistan, 2007 through 2015¹⁰**

| Year | Private Contractors |
|----------------|----------------------------|
| 2007 | 38,000 |
| 2008 | 71,000 |
| 2009 | 107,000 |
| 2010 | 88,000 |
| 2011 | 101,789 |
| 2012 | 109,564 |
| 2013 | 85,528 |
| 2014 | 45,349 |
| 2015 (January) | 39,609 |

NOTE: Employed by U.S. companies, but not necessarily Americans. These figures only count those employed by the U.S. Department of Defense. All figures are year-end or the last report of the year, unless noted otherwise.

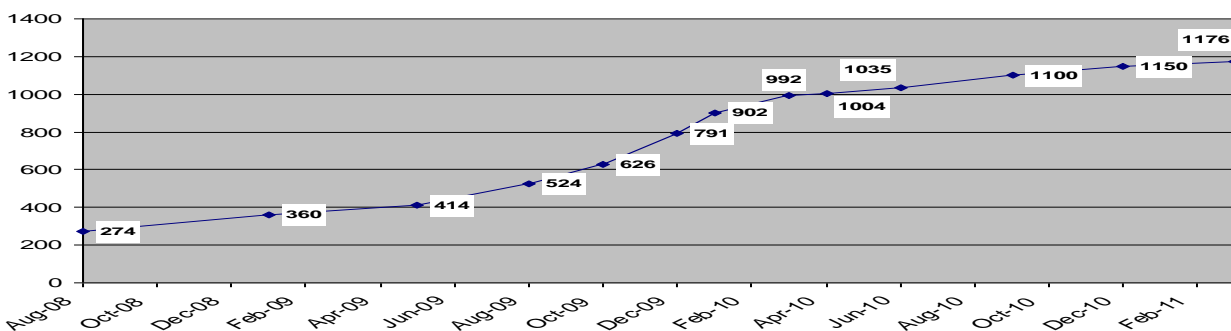
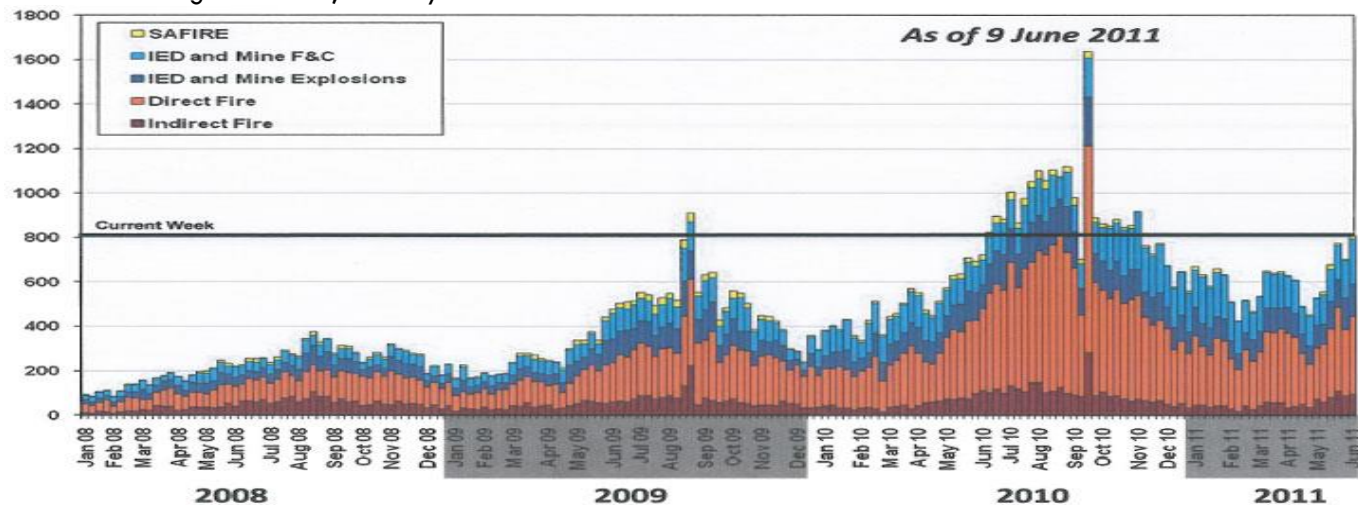
FIGURE 1.11**U.S. Government Civilians in Afghanistan, August 2008-2011¹¹**

FIGURE 1.12

Number of Insurgent Attacks, January 2008-2013¹²



NOTE: The graph above shows attacks by week from 2008 through mid-2011. The graph below is by month from April 2009 through March 2013. For a graph of 2004 through early 2010 please see versions of the Afghanistan Index prior to November 2010.

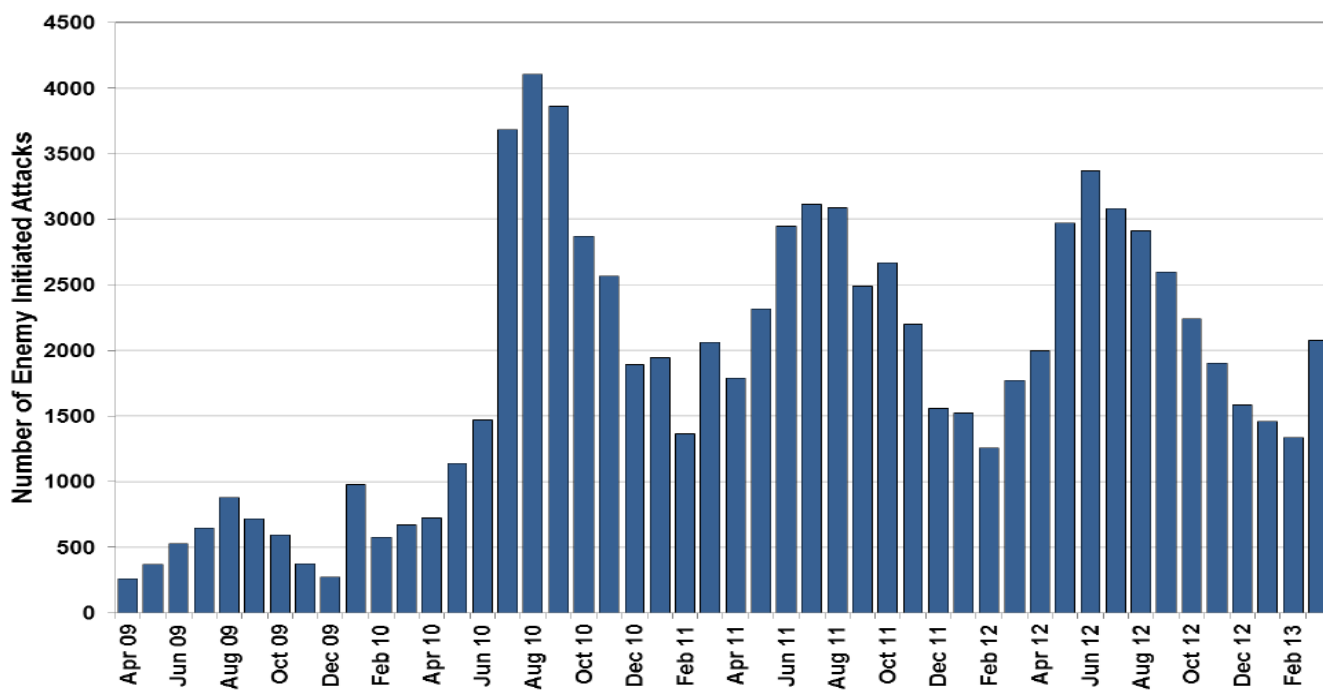
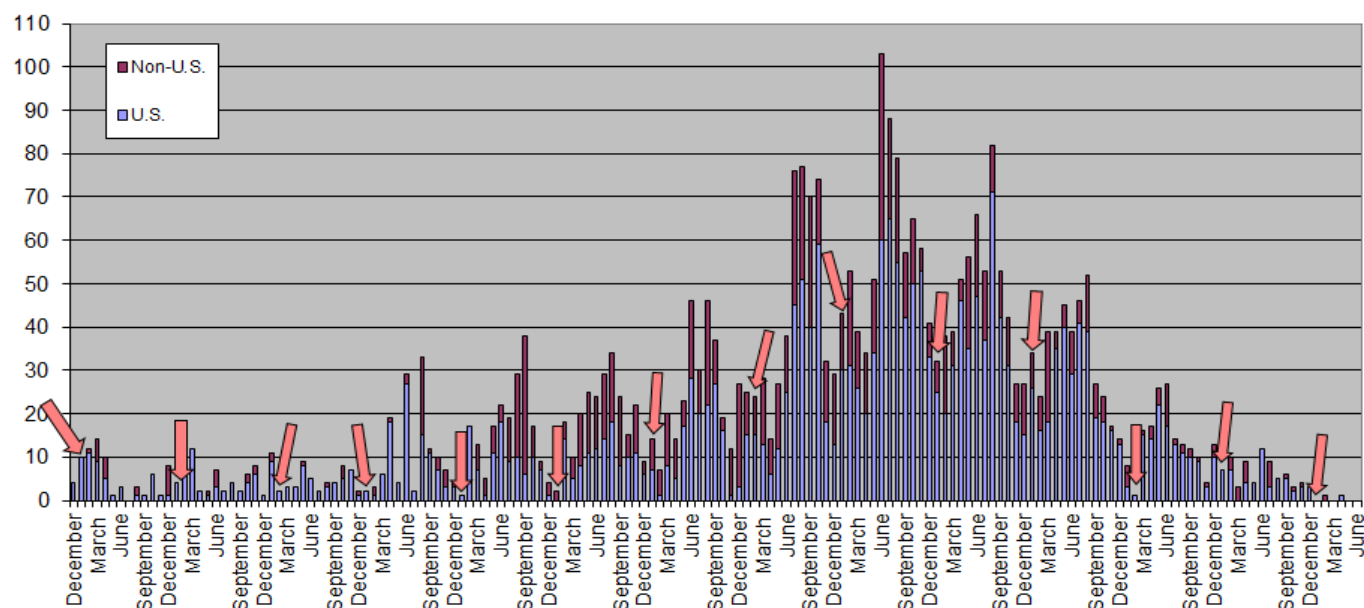


FIGURE 1.13

Attacks by Afghan Security Forces against Allied Troops¹³

| Year | # killed | # of attacks causing death |
|-----------|----------|----------------------------|
| 2003-2009 | 12 | N/A |
| 2010 | 20 | 11 |
| 2011 | 35 | 21 |
| 2012* | 57 | 41 |
| 2013 | 14 | 9 |
| 2014 | 4 | 3 |


NOTE: Attacks from 2007-March 2012 killed 52 American soldiers and wounded 48 more. *An article from the U.S. Army notes that 62 “personnel” were killed. We have left off civilian contractors in the past which may account for the difference. As of May 20, 2015.

FIGURE 1.14U.S. and Coalition Troop Fatalities since October 7, 2001¹⁴

NOTE: Due to data reporting, this graph and the breakdowns below include some fatalities from outside Afghanistan, mainly in the Philippines, Pakistan, and other countries associated with Operation Enduring Freedom. In most months, there are no fatalities in locations outside Afghanistan. As of December 31, 2014 there have been at least 2,226 U.S. fatalities attributed directly to fighting in or non hostile deaths in Afghanistan.

Total from October 7, 2001 to May 20, 2015:

| | ALL FATALITIES | HOSTILE | NON-HOSTILE |
|----------|----------------|---------|-------------|
| U.S. | 2,353 | 1,874 | 479 |
| Non-U.S. | 1,124 | 936 | 188 |
| TOTAL | 3,477 | 2,810 | 667 |



Indicates the start of a new calendar year

FIGURE 1.15Cause of Death for U.S. Troops, By Year¹⁵

| Year | Improvised Explosive Device | Suicide Bombs | Mortars/RPG's/Rockets | Landmine | Helicopter Losses* | Aircraft Losses* | Other Hostile Fire | Non-Hostile Causes* | Total |
|--------------|-----------------------------|------------------|-----------------------|------------------|--------------------|------------------|--------------------|---------------------|-------------|
| 2001 | 0 (0%) | 0 (0%) | 0 (0%) | 0 (0%) | 2 (16.7%) | 0 (0%) | 4 (33.3%) | 6 (50.0%) | 12 |
| 2002 | 5 (10.2%) | 0 (0%) | 1 (2.0%) | 1 (2.0%) | 4 (8.2%) | 18 (36.7%) | 12 (24.5%) | 8 (16.3%) | 49 |
| 2003 | 1 (2.1%) | 0 (0%) | 0 (0%) | 0 (0%) | 19 (39.6%) | 0 (0%) | 12 (25.0%) | 16 (33.3%) | 48 |
| 2004 | 12 (23.1%) | 0 (0%) | 1 (1.9%) | 1 (1.9%) | 2 (3.8%) | 3 (5.8%) | 10 (19.2%) | 23 (44.2%) | 52 |
| 2005 | 18 (18.2%) | 0 (0%) | 2 (2.0%) | 5 (5.1%) | 36 (36.4%) | 1 (1.0%) | 20 (20.2%) | 17 (17.2%) | 99 |
| 2006 | 27 (27.6%) | 3 (3.1%) | 1 (1.0%) | 1 (1.0%) | 21 (21.4%) | 0 (0%) | 33 (33.7%) | 12 (12.2%) | 98 |
| 2007 | 33 (28.2%) | 1 (0.9%) | 9 (7.7%) | 1 (0.9%) | 13 (11.1%) | 0 (0%) | 35 (29.9%) | 25 (21.4%) | 117 |
| 2008 | 84 (54.2%) | 4 (2.6%) | 7 (4.5%) | 2 (1.3%) | 2 (1.3%) | 0 (0%) | 36 (23.2%) | 20 (12.9%) | 155 |
| 2009 | 142 (45.5%) | 8 (2.6%) | 21 (6.7%) | 0 (0%) | 13 (4.2%) | 2 (0.6%) | 91 (29.1%) | 35 (11.2%) | 312* |
| 2010 | 257 (51.5%) | 8 (1.6%) | 16 (3.2%) | 0 (0%) | 20 (4.0%) | 0 (0%) | 164 (32.9%) | 34 (6.8%) | 499 |
| 2011 | 183 (43.8%) | 9 (2.2%) | 12 (2.9%) | 0 (0%) | 35 (8.4%) | 0 (0%) | 132 (31.6%) | 47 (11.2%) | 418 |
| 2012 | 104 (33.5%) | 12 (3.9%) | 5 (1.6%) | 0 (0%) | 21 (6.8%) | 1 (0.3%) | 116 (37.4%) | 51 (16.5%) | 310 |
| 2013 | 40 (31.3%) | 6 (4.7%) | 12 (9.4%) | 0 (0%) | 20 (15.6%) | 4 (3.1%) | 28 (21.9%) | 18 (14.1%) | 128 |
| 2014 | 11 (20.0%) | 2 (3.6%) | 2 (3.6%) | 0 (0%) | 3 (5.5%) | 0 (0%) | 25 (45.5%) | 12 (21.8%) | 55 |
| 2015 | 0 (0%) | 0 (0%) | 0 (0%) | 0 (0%) | 0 (0%) | 0 (0%) | 1 (100%) | 0 (0%) | 1 |
| Total | 917 (39.0%) | 53 (2.3%) | 89 (3.8%) | 11 (0.5%) | 211 (9.0%) | 29 (1.2%) | 719 (30.6%) | 324 (13.8%) | 2353 |

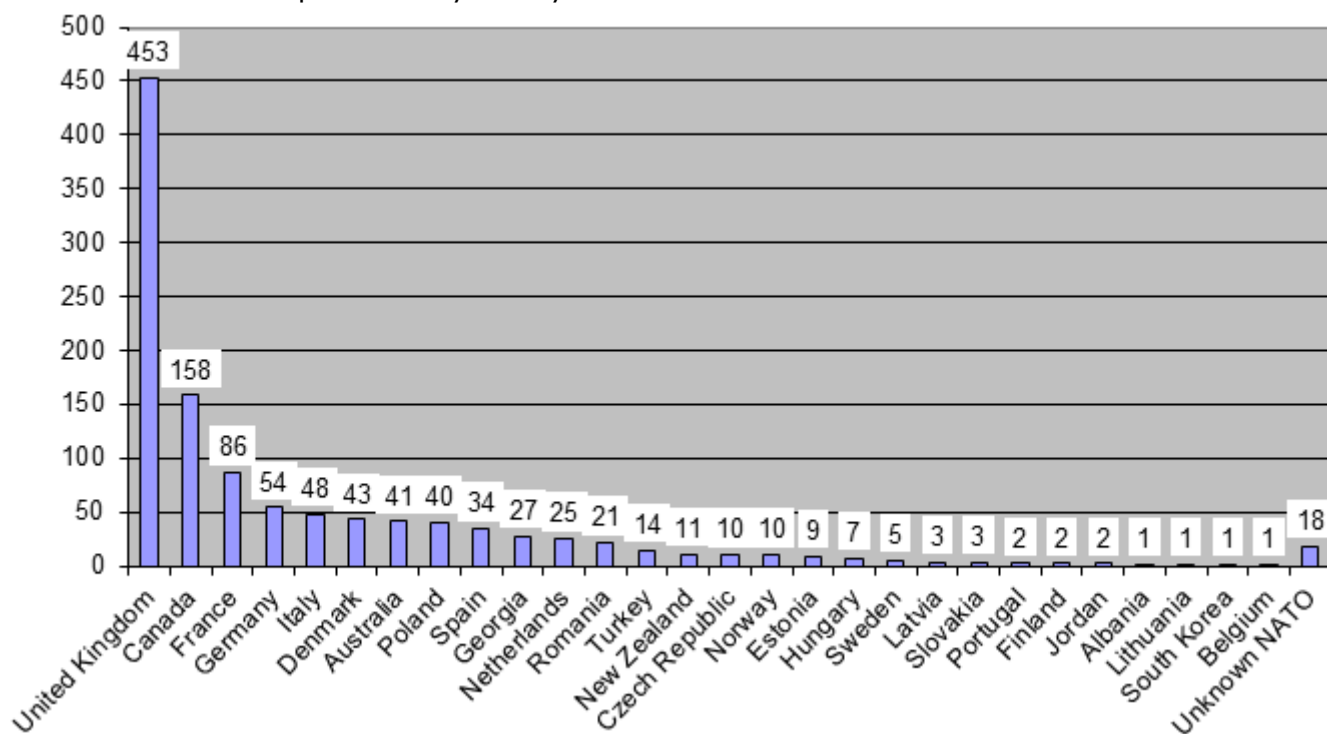
Through May 20, 2015

*Helicopter and aircraft losses include deaths caused by both non-hostile accidents and those downed by hostile fire. The "Non-Hostile Causes" data then does not include non-hostile helicopter or aircraft losses. 2009 numbers do not include U.S. intelligence officials killed in a suicide bombing in December. For detailed demographic information including gender, race and military component, please see Operation Enduring Freedom Military Deaths at:

<http://siadapp.dmdc.osd.mil/personnel/CASUALTY/oefdeaths.pdf>

FIGURE 1.16

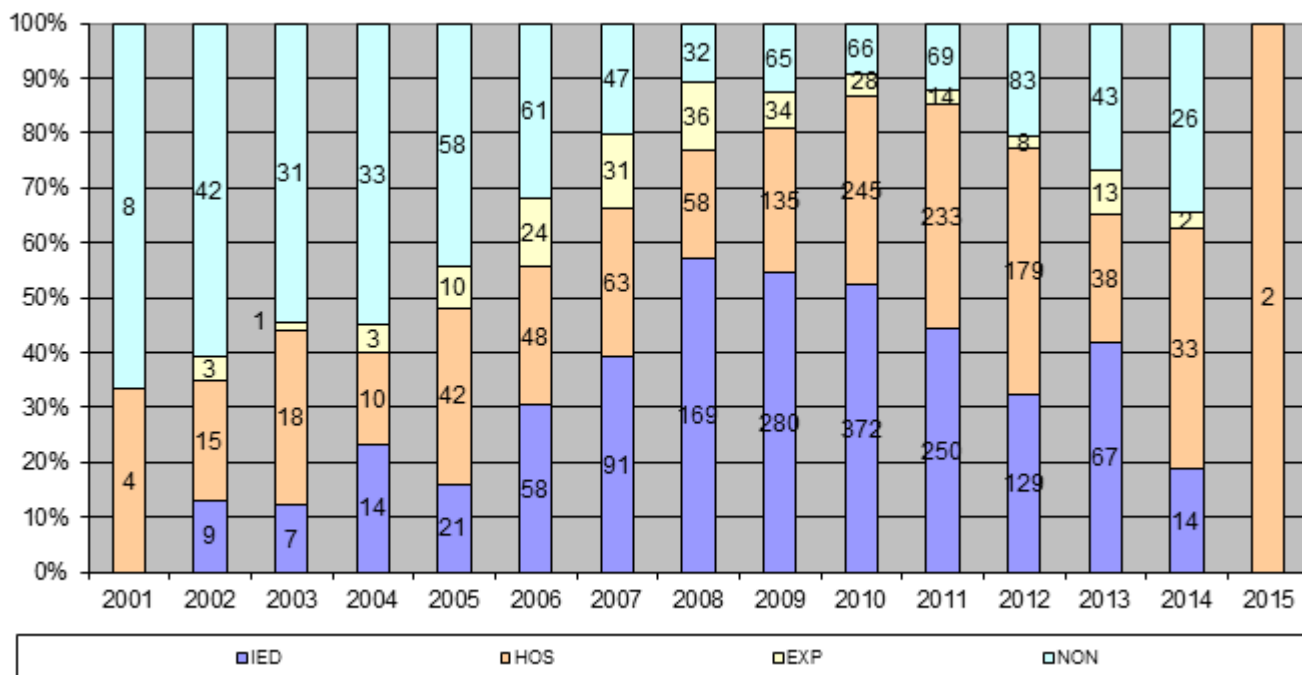
Non-U.S. Coalition Troop Fatalities by Country since October 2001¹⁶



Total through May 20, 2015: 1,130

FIGURE 1.17

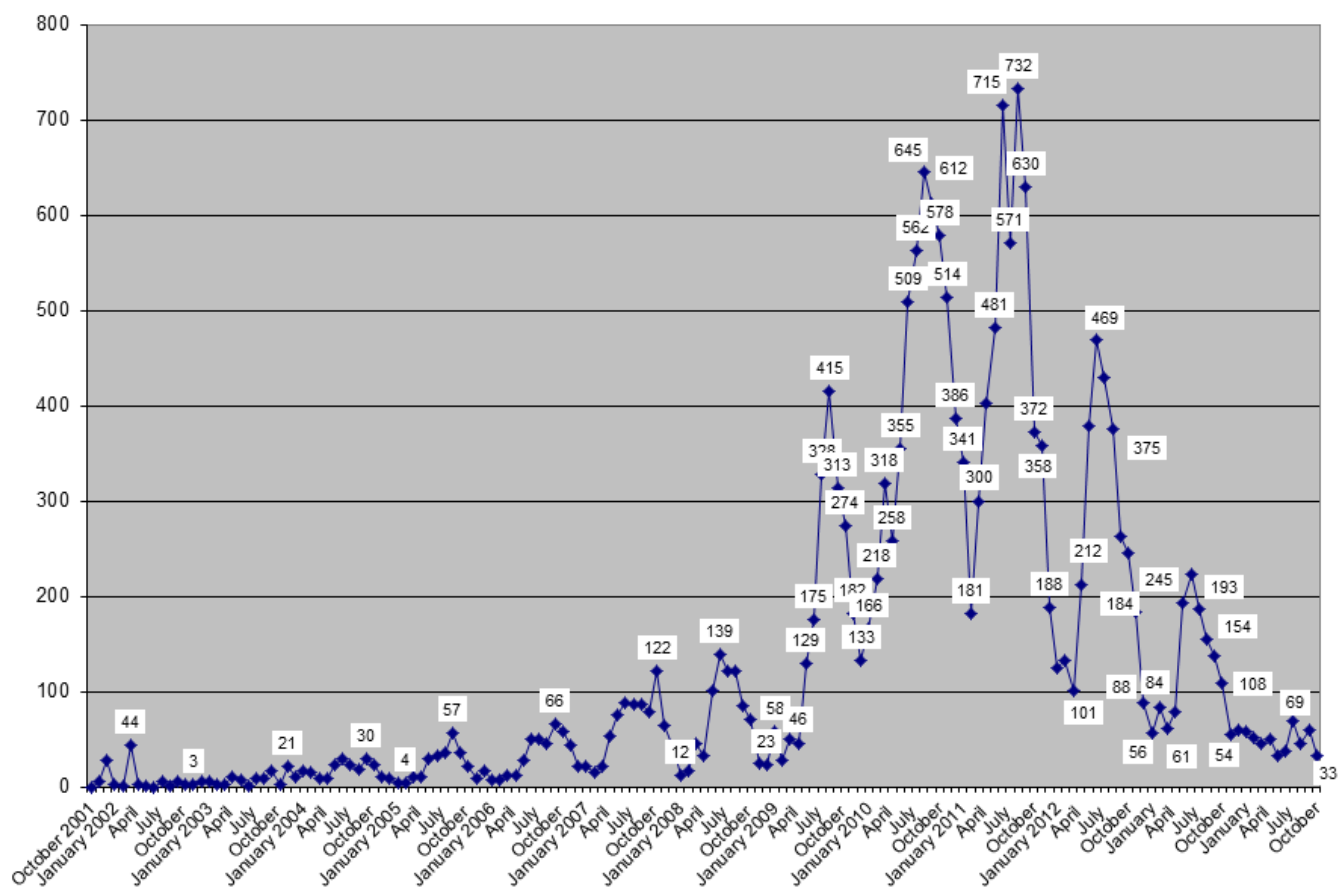
Proportion of Annual U.S. and Other Foreign Troop Fatalities by Various Causes¹⁷



*Improvised Explosive Device

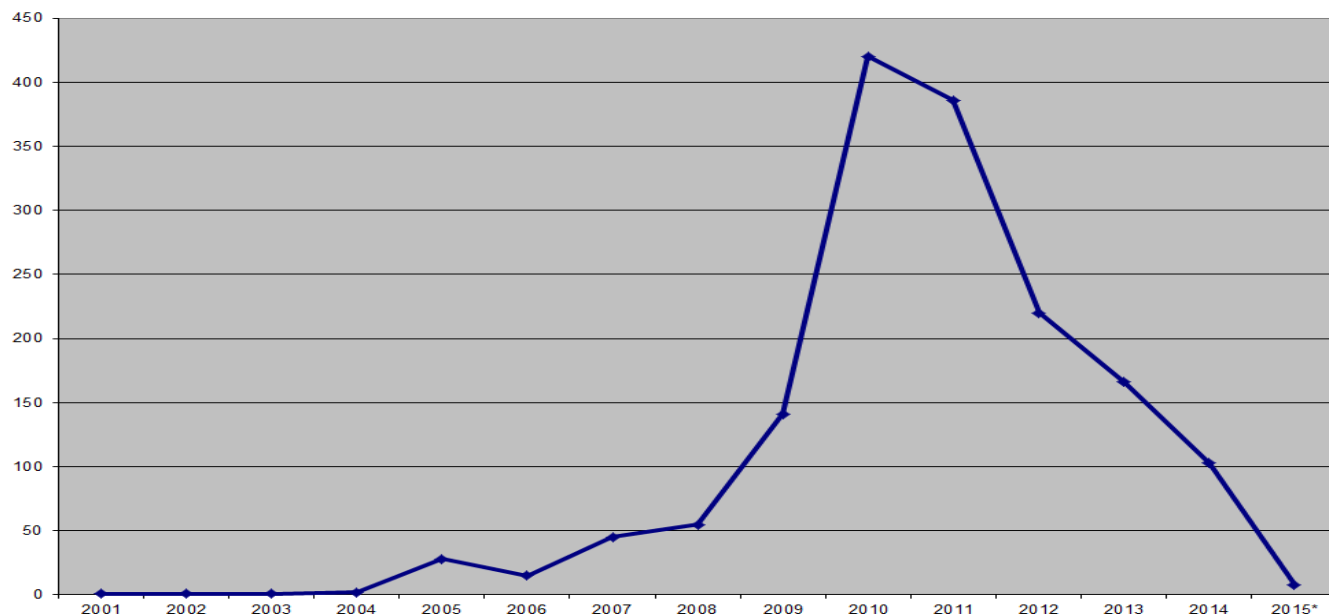
Figures Updated Thru: May 20, 2015

NOTE: Figures depicted on the graph illustrate the raw number of such fatalities in a given year. Percentages are calculated based on overall totals for each respective year. "Other Explosives" includes hostile attacks carried out with rockets, grenades and/or mortars. Fatalities from downed aircraft and helicopters are classified under either "Other Hostile" or "Non-Hostile Incidents" depending on whether they were shot down or crashed due to mechanical failure.

FIGURE 1.18U.S. Troops Wounded In Action since October 30, 2001¹⁸

Total from October 7, 2001 through October 28, 2014: 20,037

The daily Department of Defense casualty reports that we use for our monthly estimates on U.S. troops wounded does not make it entirely clear when in a 24-hour period casualties were incurred. Since the reports are published at 10AM daily, there is possibility that our numbers for January 2005 and onwards are slightly off due to uncertainties about whether casualties occurred on the first or the last of each month.

FIGURE 1.19Private Contractor Deaths in Afghanistan, 2001 through 2014¹⁹

NOTE: Numbers correspond to insurance claims received by the U.S. Labor Department, under the Defense Base Act. There have been a total of 1,582 claims since December 31, 2001 (the beginning of the reporting period). Numbers correspond to new claims during the period, meaning the deaths may have occurred in a prior period. Figures through December 31, 2014.

FIGURE 1.20Afghan National Army (ANA) and Afghan National Police (ANP) Personnel Fatalities, January 2007-2014²⁰

| ANNUAL ESTIMATED TOTALS | | | | | | | | |
|-------------------------|------|------|------|------|--------|--------|---------|---------|
| | 2007 | 2008 | 2009 | 2010 | 2011** | 2012** | 2013*** | 2014*-* |
| ANA | 209 | 226 | 282 | 519 | 550 | 1,200 | 4,700 | 4,380 |
| ANP | 803 | 880 | 646 | 961 | 1,400 | 2,200 | | |

Total ANSF Killed (2001-Feb 2014): 13,729 | Total ANSF Wounded (2001-Feb 2014): 16,511

NOTE: Figures from 2007 through mid-2009 provided by NATO-ISAF and differ from those published in a January 2009 report released by the U.S. Department of Defense. This report estimated 332 ANA fatalities and 692 ANP fatalities for 2007, with 2008 figures shown only through October 2008. Numbers for the second half of 2009 are estimated based on information from several sources. **2011 and 2012 (through end November) numbers are estimates based off of shorter reporting periods in each year. 2012 numbers are based off reports of monthly averages through November. An article by Rod Nordland in the New York Times on April 20, 2013 quoted an Afghan Ministry of Defense official noted that 1,183 ANA soldiers were killed in the year ending March 20, 2013 compared to 841 in the year ending the same date prior. ***According to the Afghan Defense Ministry, 276 soldiers were killed March 21 to June 11. We have used the average per day during that period to come up with a yearly estimate. War totals through March 2013 include the entire war as reported by Rod Nordland in the New York Times on March 3, 2014. *- * Through late October.

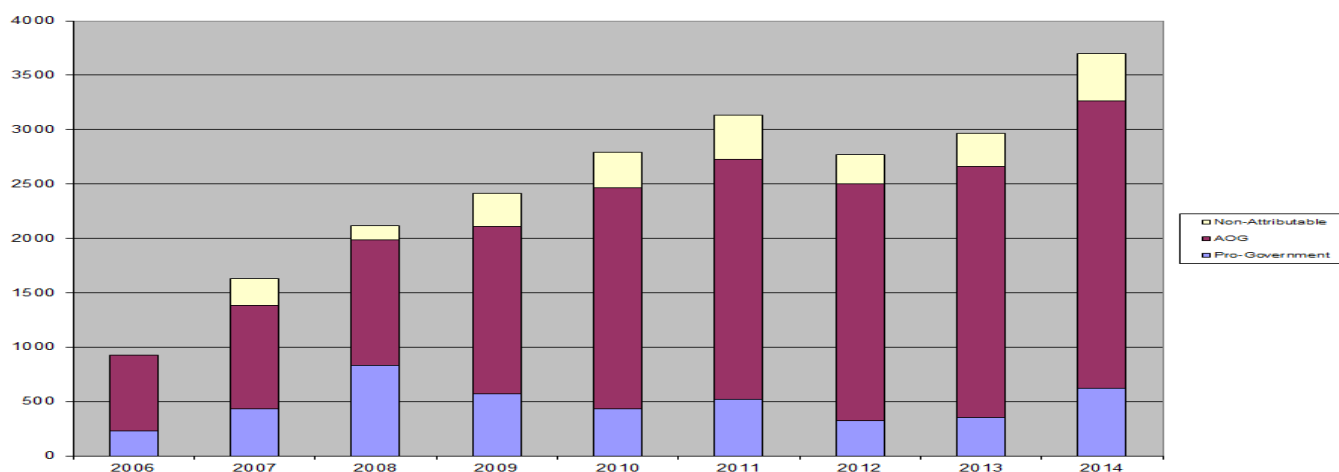
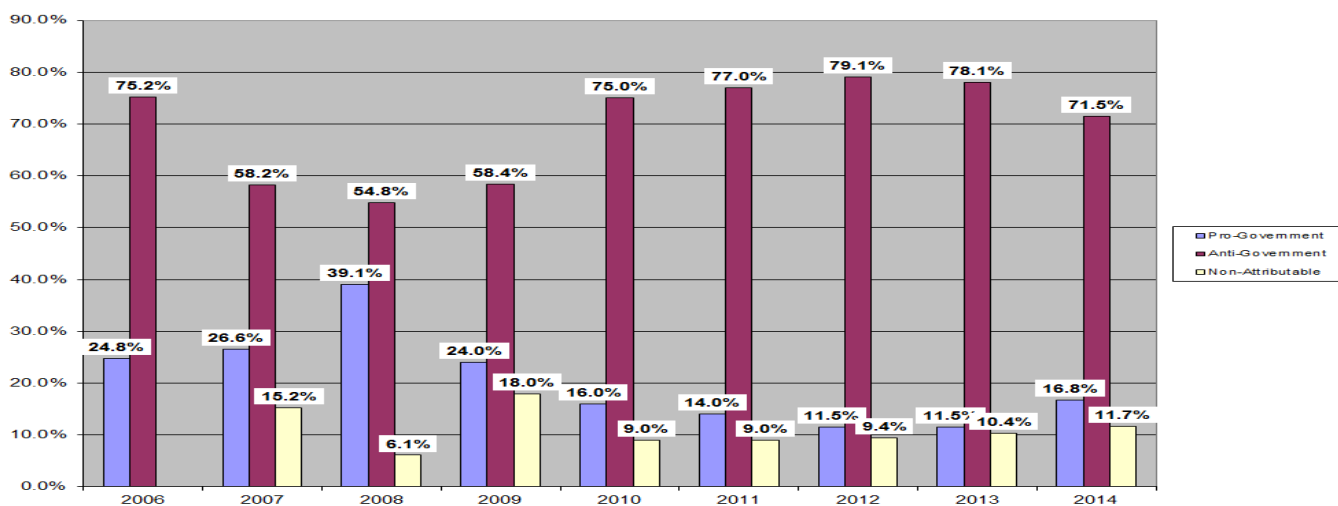
FIGURE 1.21Estimated Yearly Civilian Fatalities as Result of Fighting Between Pro-Government Forces and Armed Opposition Groups (AOG), 2006-2014²¹**FIGURE 1.22**Estimated Percentage of Afghan Civilian Fatalities by Group Which Caused, 2006-2014²²

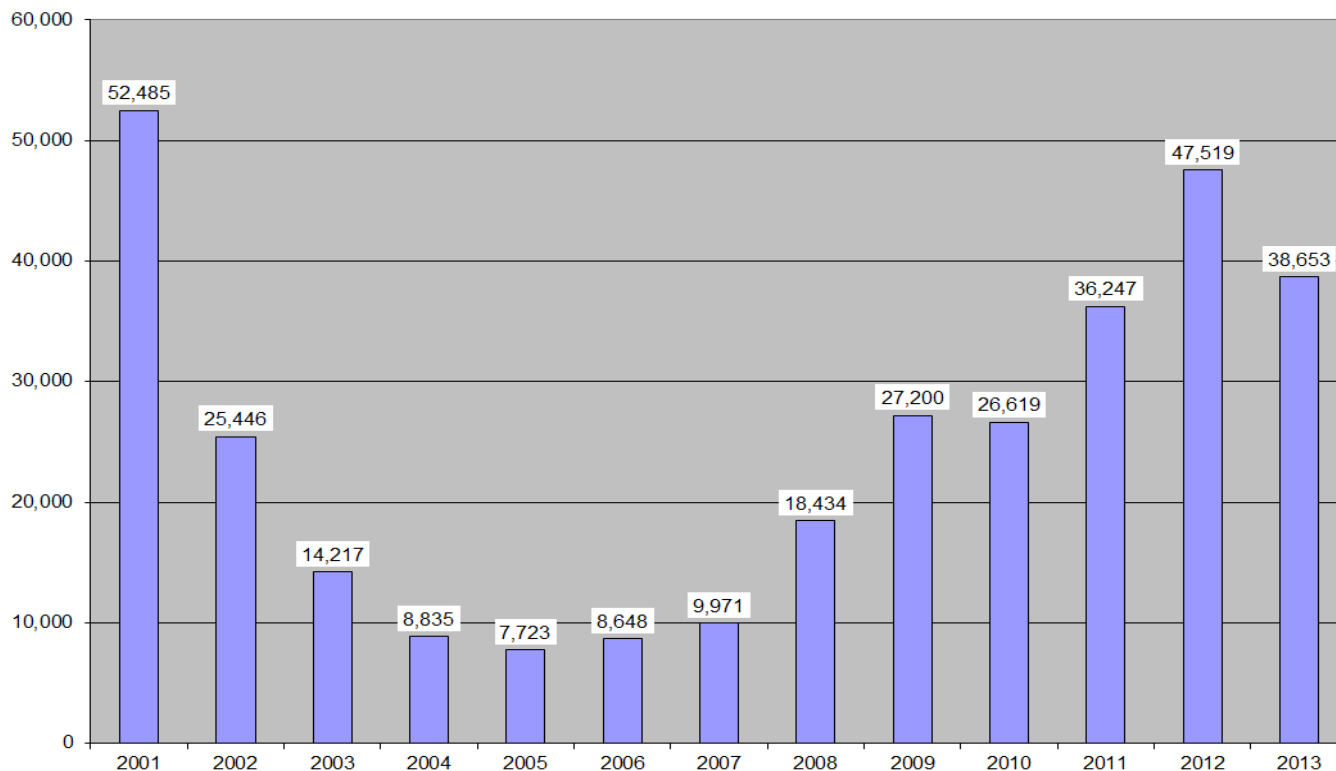
FIGURE 1.23Journalists Killed in Afghanistan Since 1992²³

| Year | Killed | Year | Killed | Year | Killed |
|------|--------|-------|--------|------|--------|
| 1992 | 0 | 2003 | 0 | 2014 | 3 |
| 1993 | 0 | 2004 | 0 | 2015 | 0 |
| 1994 | 1 | 2005 | 0 | | |
| 1995 | 0 | 2006 | 3 | | |
| 1996 | 0 | 2007* | 2 | | |
| 1997 | 0 | 2008 | 2 | | |
| 1998 | 1 | 2009 | 2 | | |
| 1999 | 0 | 2010 | 2 | | |
| 2000 | 0 | 2011 | 2 | | |
| 2001 | 9 | 2012 | 0 | | |
| 2002 | 0 | 2013 | 0 | | |

NOTE: 27 journalists have been killed in Afghanistan "motive confirmed" since the Committee to Protect Journalists began tracking.

FIGURE 1.24Estimated Number of Internally Displaced Persons in Afghanistan (IDPs)²⁴

| | |
|---------------|---------|
| May 2008 | 150,000 |
| October 2009 | 275,945 |
| March 2010 | 329,000 |
| December 2010 | 352,000 |
| January 2013 | 493,000 |

FIGURE 1.25Number of Afghan Asylum Applications, 2001 through 2013²⁵

NOTE: In each year through 2008, several countries reported a range of 1-4 individual rather than an actual number. These countries were not included in the totals above, but are insignificant as far as trends go.

FIGURE 1.26U.S. Drawdown from Afghanistan Figures²⁶U.S. Bases in Afghanistan

| | Peak | Start 2013 | Jul 2013 | Mar 2014 |
|-------|------|------------|----------|----------|
| Bases | 800 | ~180 | ~100 | <80 |

NOTE: Plans call for around 27 bases at the end of October 2014.Vehicles Removed

| | Thru end '12 | Remaining |
|----------|--------------|-----------|
| Vehicles | 25,000 | 25,000 |

FIGURE 1.27Estimated War Funding for DoD and State: FY2011-FY2015 request²⁷

| | FY01&FY02 | FY03 | FY04 | FY05 | FY06 | FY07 | FY08 | FY09 | FY10 | FY11 | FY12 | FY13 | FY14 | FY15 Req* | Total |
|-------------|-----------|------|------|------|------|------|------|------|------|-------|-------|------|------|-----------|-------|
| DOD | 20 | 14 | 12.4 | 17.2 | 17.9 | 37.2 | 40.6 | 56.1 | 87.7 | 113.3 | 115.1 | 82 | 85.2 | 79.4 | 778.1 |
| State/USAID | 0.8 | 0.7 | 2.2 | 2.8 | 1.1 | 1.9 | 2.7 | 3.1 | 5.7 | 4.1 | 4.3 | 4.6 | 2.1 | 3.0 | 39.1 |
| Total | 20.8 | 14.7 | 14.6 | 20 | 19 | 39.1 | 43.3 | 59.2 | 93.4 | 117.4 | 119.4 | 86.6 | 87.3 | 82.4 | 817.2 |

NOTE: Billions of dollars of budget authority. *The FY15 request is a placeholder.

2. GOVERNANCE & RULE OF LAW INDICATORS

FIGURE 2.1

Afghanistan Population and Demographic Information²⁸

| | TOTAL | MALE | FEMALE |
|---------------------------------|-------------|----------------------|----------------------|
| POPULATION (millions) | 32.7 | 16.8 (51%) | 15.9 (49%) |
| ETHNICITY | | | |
| Pashtun | 13.7 (42%) | | |
| Tajik | 8.8 (27%) | | |
| Hazara | 2.9 (9%) | | |
| Uzbek | 2.9 (9%) | | |
| Aimak | 1.3 (4%) | | |
| Turkmen | 1.0 (3%) | | |
| Baloch | 0.7 (2%) | | |
| Other | 1.3 (4%) | | |

FIGURE 2.2

Size, Gender, And Ethnic Makeup of Afghanistan's Main Legislative Bodies²⁹

Wolesi Jirga (House of the People)

| Ethnicity | 2005 | 2010 |
|-----------|------|------|
| Pashtun | 114 | 98 |
| Tajik | 64 | 70 |
| Hazara | 35 | 50 |
| Uzbek | 19 | 17 |
| Aimaq | 2 | 4 |
| Turkman | 4 | 3 |
| Arab | 3 | 2 |
| Pashayee | 4 | 2 |
| Nuristani | 2 | 2 |
| Baloch | 2 | 1 |

NOTE: The **Wolesi Jirga** consists of directly elected provincial representatives. The number of representatives each of Afghanistan's 34 provinces receives is calculated according to population. The Wolesi Jirga constitutes the first step in passing legislation, with all bills passing with two-thirds majority being forwarded to the Meshrano Jirga (House of Elders) and then the President. The Wolesi Jirga also has final say on the appointment of government ministers and other high-ranking officials.

Meshrano Jirga (House of Elders)

| | TOTAL SEATS | MEN | WOMEN |
|---------------|-------------|----------|----------|
| GENDER | 102 | 76 (75%) | 26 (25%) |
| ETHNICITY | | | |
| Pashtun | 36 (35%) | | |
| Tajik | 32 (31%) | | |
| Hazara | 16 (16%) | | |
| Uzbek/Turkmen | 8 (8%) | | |
| Baluchi | 3 (3%) | | |
| Nuristani | 3 (3%) | | |
| Others | 4 (3%) | | |

NOTE: Two-thirds of the **Meshrano Jirga** is indirectly elected by the Provincial and District Councils while the remaining third is appointed directly by the President.

Provincial Councils (34 total, one for each Province)

| | TOTAL SEATS | MEN | WOMEN |
|--------|-------------|-----------|-----------|
| GENDER | 420 | 296 (70%) | 124 (30%) |

NOTE: Provincial Councils consist of between 9 and 29 directly elected representatives, based on the population of the Province.

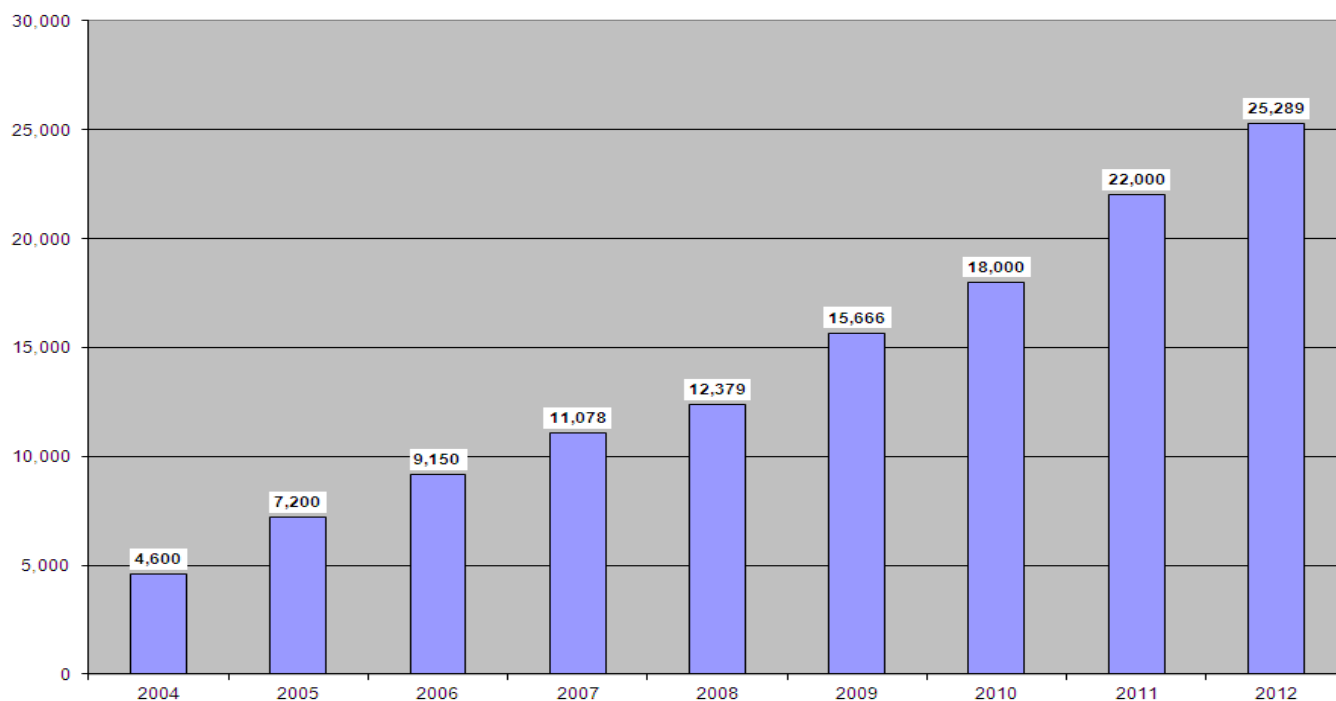
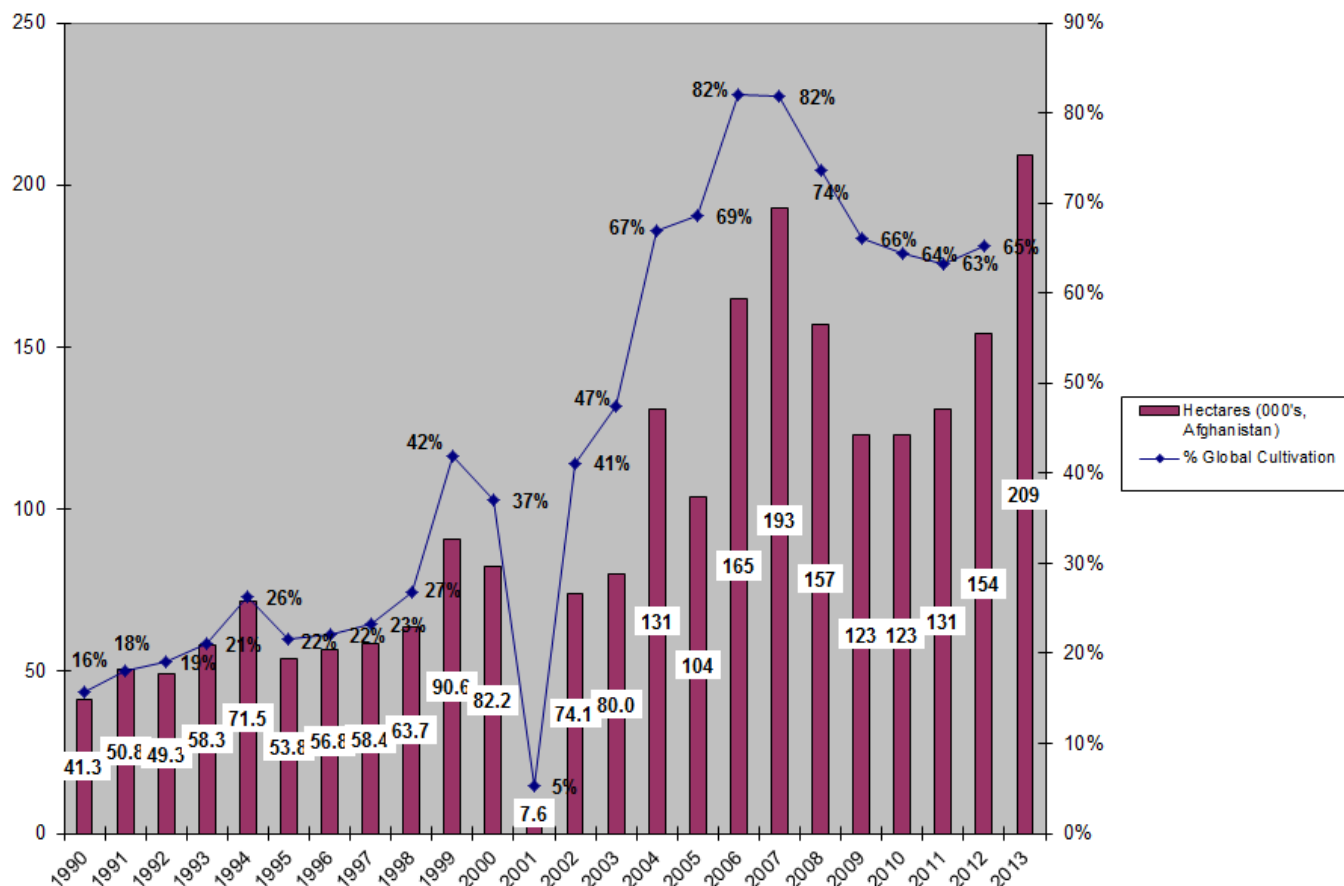
FIGURE 2.3Prison Population in Afghanistan, 2004-2012³⁰**FIGURE 2.4**Annual Poppy Cultivation in Afghanistan (Hectares) and Percentage of Global Cultivation, 1990-2013³¹

FIGURE 2.5

Annual Opium Production in Afghanistan (Metric Tons) and Percentage of Global Production, 1990-2013³²

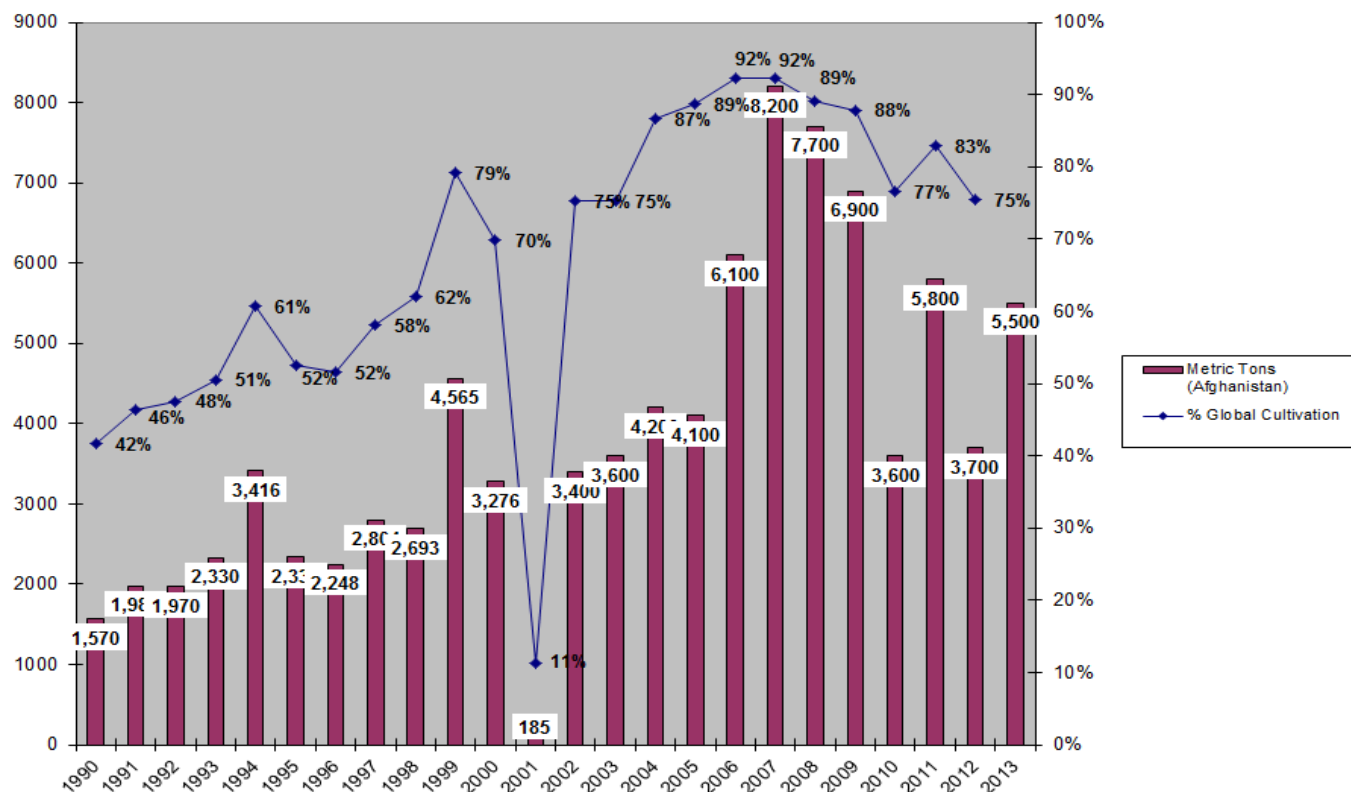
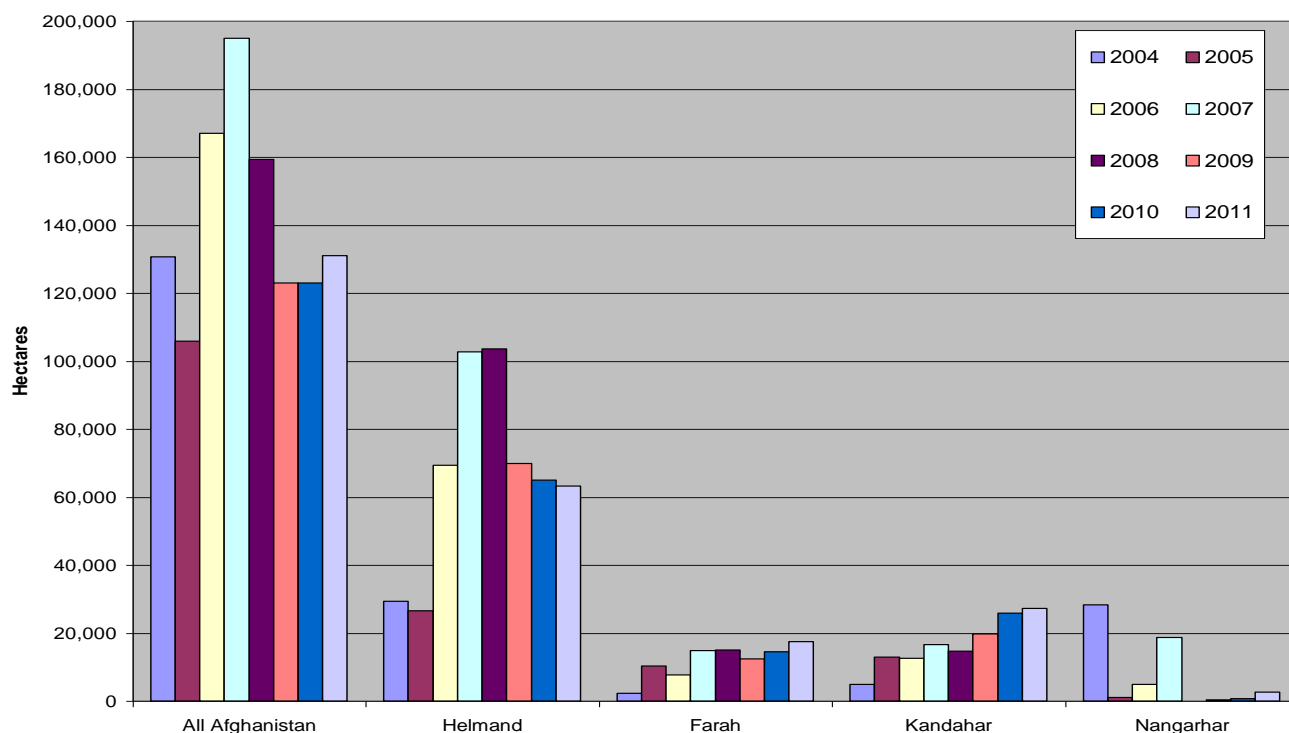


FIGURE 2.6

Opium Poppy Cultivation Levels in Afghanistan (Select Top-Producing Provinces), 2004-2011 (Hectares)³³



NOTE: In 2011, Nangarhar Province ranked #5 in cultivation across the country. Uruzgan (not shown above) is the current #4 with 10,620 (ha).

FIGURE 2.7Afghanistan's Rank in Reporters without Borders' Index of Press Freedom, 2002-2015³⁴

| YEAR | SCORE | RANK | NUMBER OF COUNTRIES SURVEYED |
|---------|-------|------|------------------------------|
| 2015 | 37.4 | 122 | 180 |
| 2014 | 37.1 | 128 | 180 |
| 2013 | 37.4 | 128 | 179 |
| 2011-12 | 74.0 | 150 | 179 |
| 2010 | 51.7 | 147 | 178 |
| 2009 | 54.2 | 149 | 175 |
| 2008 | 59.3 | 156 | 173 |
| 2007 | 56.5 | 142 | 169 |
| 2006 | 44.3 | 130 | 168 |
| 2005 | 39.2 | 125 | 167 |
| 2004 | 28.3 | 97 | 167 |
| 2003 | 40.2 | 134 | 166 |
| 2002 | 35.5 | 104 | 139 |

NOTE ON INDEX OF PRESS FREEDOM TABLE: The Index is based on a questionnaire with 50 criteria for assessing the state of press freedom in each country. It includes every kind of violation directly affecting journalists (such as murders, imprisonment, physical attacks and threats) and news media (censorship, confiscation issues, searches and harassment). In addition to taking into account abuses attributable to the state, those carried out by armed militias, clandestine organizations or pressure groups are also considered.

The lower the score attained, the higher the degree of press freedom in that respective country. Although there is no specific information given regarding how the overall score was compiled, the top-rated countries for 2007 received an overall score of 0.75, with the median receiving a score of 25.3. The overall average score for the 2007 Index was 31.5.

FIGURE 2.8Afghanistan's Rank in Transparency International's Annual Corruption Perceptions Index (CPI)³⁵

| YEAR | RANK | NUMBER OF COUNTRIES SURVEYED |
|------|---------|------------------------------|
| 2014 | 172 | 175 |
| 2013 | 175 (T) | 177 |
| 2012 | 174 (T) | 176 |
| 2011 | 180 (T) | 182 |
| 2010 | 176 (T) | 178 |
| 2009 | 179 | 180 |
| 2008 | 176 | 180 |
| 2007 | 172 (T) | 180 |
| 2006 | NO DATA | 163 |
| 2005 | 117 (T) | 159 |

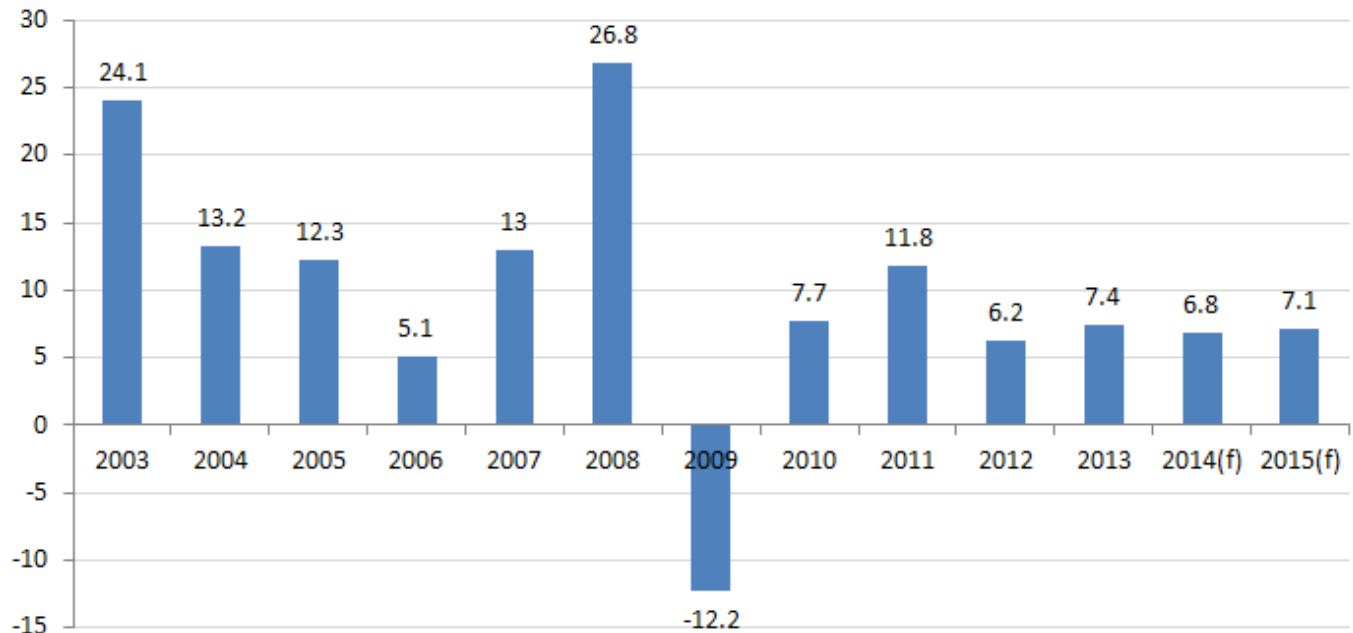
(T): Indicates years Afghanistan's score tied with one or more other country.

NOTE: The CPI is a composite index that draws on 14 expert opinion surveys. It scores countries on a scale from zero to ten, with zero indicating high levels of perceived corruption and ten indicating low levels of perceived corruption. Due to a lack of reliable data, Afghanistan was not included in the CPI survey for the years 2006.

3. ECONOMIC & QUALITY OF LIFE INDICATORS

FIGURE 3.1

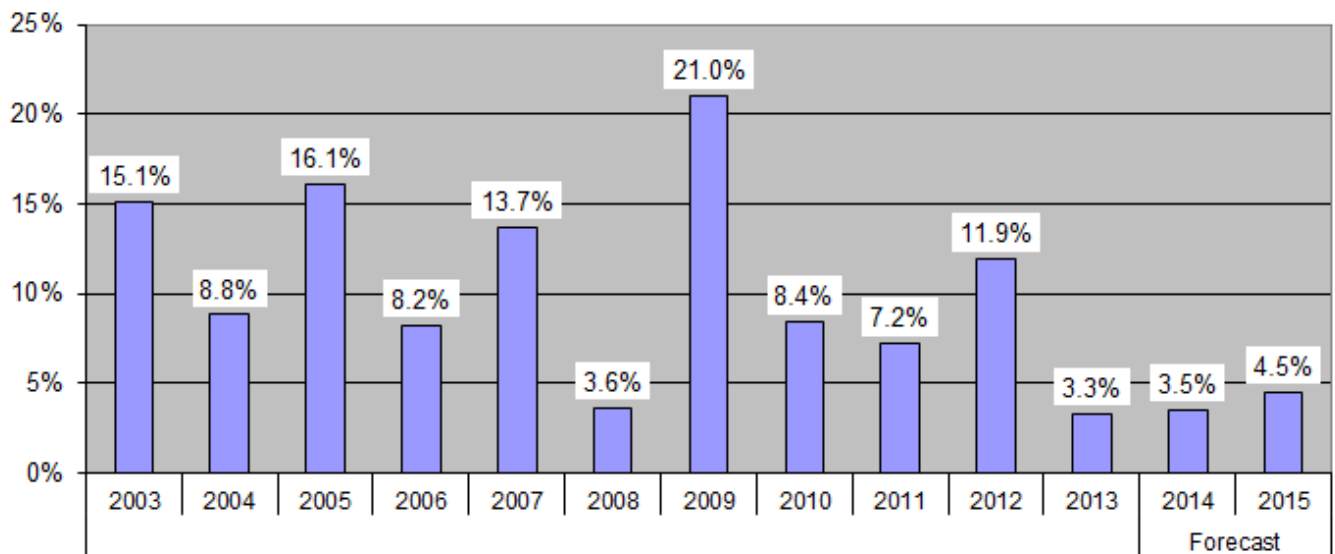
Annual Inflation (percent change) ³⁶



*(f) = forecast.

FIGURE 3.2

Real GDP Growth and Nominal GDP, 2002-2015³⁷



| | 2002 | 2003 | 2004 | 2005 | 2006 | 2007 | 2008 | 2009 | 2010 | 2011 | 2012* | 2013* |
|-------------------------------|------|------|------|------|------|------|------|------|------|------|-------|-------|
| NOMINAL TOTAL (\$US billions) | 4.1 | 4.6 | 5.3 | 6.3 | 7.1 | 8.7 | 10.5 | 12.5 | 15.9 | 18.1 | 19.9 | 21.0 |

*Data based at least partly on estimates.

FIGURE 3.3**Pay Charts for Afghan National Security Forces³⁸****Afghan National Security Forces**

| ANA Rank | ANP Rank | Grade | <1 to 3 | >3 | >6 | >9 | >12 | >15 | >18 | >21 | >24 |
|-----------------|---------------|-------|---------|-----|-------|-------|-------|-------|-------|-------|-------|
| GEN | GEN | O-10 | 945 | 990 | 1,005 | 1,020 | 1,035 | 1,050 | 1,065 | 1,080 | 1,095 |
| LTG | LTG | O-9 | 845 | 890 | 905 | 920 | 935 | 950 | 965 | 980 | 995 |
| MG | MG | O-8 | 745 | 800 | 815 | 830 | 845 | 860 | 875 | 890 | 905 |
| BG | BG | O-7 | 645 | 700 | 715 | 730 | 745 | 760 | 775 | 790 | 805 |
| COL | COL | O-6 | 495 | 530 | 545 | 560 | 575 | 590 | 605 | 620 | 635 |
| LTC | LTC | O-5 | 445 | 480 | 495 | 510 | 525 | 540 | 555 | 570 | 585 |
| MAJ | MAJ | O-4 | 395 | 430 | 445 | 460 | 475 | 490 | 505 | 520 | 535 |
| CPT | CPT | O-3 | 345 | 350 | 365 | 380 | 395 | 410 | 425 | | |
| 1LT | 1LT | O-2 | 295 | 310 | 325 | 340 | 355 | 370 | | | |
| 2LT | 2LT | O-1 | 275 | 290 | 305 | 320 | 335 | | | | |
| Sergeant Major | Chief NCO | E-9 | 275 | 310 | 325 | 340 | 355 | 370 | 385 | 400 | 415 |
| Master Sgt | 1st Sergeant | E-8 | 255 | 270 | 285 | 300 | 315 | 330 | 345 | 360 | 375 |
| Sgt First Class | 2nd Sergeant | E-7 | 235 | 245 | 260 | 275 | 290 | 305 | 320 | 335 | 350 |
| Staff Sergeant | 3rd Sergeant | E-6 | 210 | 230 | 245 | 260 | 275 | 290 | 305 | | |
| Sergeant | 1st Patrolman | E-5 | 180 | 215 | 230 | 245 | 260 | 275 | | | |
| Soldier | 2nd Patrolman | E-4 | 165 | 200 | 215 | 230 | 245 | | | | |

NOTE: All salary numbers above are in U.S. \$ per month. Figures as of May 2010.

Combat Plans Division (CPD) Forces

| Rank | Current Salary | Number of Soldiers |
|------------------------------|----------------|--------------------|
| Lieutenant General | 800 | 1 |
| Major General | 700 | 3 |
| Brigadier General | 600 | 6 |
| Colonel | 450 | 60 |
| Lieutenant Colonel | 400 | 193 |
| Major | 350 | 509 |
| Captain | 300 | 693 |
| 1st Lieutenant | 250 | 169 |
| 2nd Lieutenant | 230 | 20 |
| Senior Sergeant/1st Sergeant | 210 | 1237 |
| 2nd Sergeant | 190 | Not Available |
| 3rd Sergeant | 165 | Not Available |
| Soldier | 120 | 2164 |

NOTE: All salary numbers above are in U.S. \$ per month. Figures as of May 2010.

FIGURE 3.4Pay Charts for Individuals in the Afghan Legal System³⁹

Supreme Court

| Title | Current Salary | Number of Judges |
|---|----------------|------------------|
| Chief Justice | 1,625 | 1 |
| High Council Members | 1,463 | 8 |
| General Administrator Director of the Judiciary | 1,138 | 1 |
| Supreme Court Advisors | 1,300 | 36 |
| Appeals Court Directors | 1,138 | 34 |
| Supreme Court Department Directors | 1,138 | 11 |
| Appeals Court Dewans Directors | 950 | 102 |
| Appeals Court Members | 650 | 192 |
| Primary Court Dewans Directors | 585 | 56 |
| Urban Court Directors | 520 | 28 |
| District Primary Court Directors | 455 | 230 |
| Supreme Court Department Professional Members | 390 | 57 |
| Primary Court Judicial Members | 325 | 625 |

NOTE: All salary numbers above are in U.S. \$ per month. Figures as of May 2010.

Ministry of Justice Legal Aid Department

| Title | Current Salary |
|---|----------------|
| Directors of Legal Aid | 260 |
| Legal Aid Providers | 200 |
| Legal Aid Providers hired by World Bank | 520 |
| Advocates | N/A |

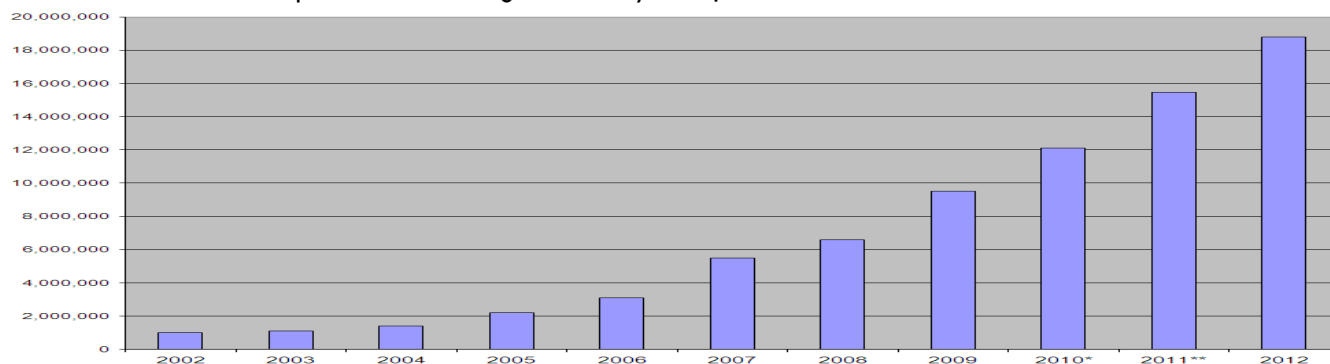
NOTE: All salary numbers above are in U.S. \$ per month. Figures as of May 2010.

FIGURE 3.5Comparison of Electricity Supply Sources and Capacity⁴⁰

| YEAR | HYDRO (MW) | THERMAL (MW) | IMPORTED (MW) | OTHER* (MW) | TOTAL CAPACITY (MW) |
|------|------------|--------------|---------------|-------------|---------------------|
| 1979 | 259 | 137 | 0 | 0 | 396 |
| 2002 | 16 | 16 | 87 | 0 | 243 |
| 2007 | 90 | 90 | 167 | 133 | 652 |
| 2009 | n/a | n/a | n/a | n/a | 1028.5 |
| 2012 | n/a | n/a | n/a | n/a | 1100 |

*Includes diesel, micro-hydro and renewable

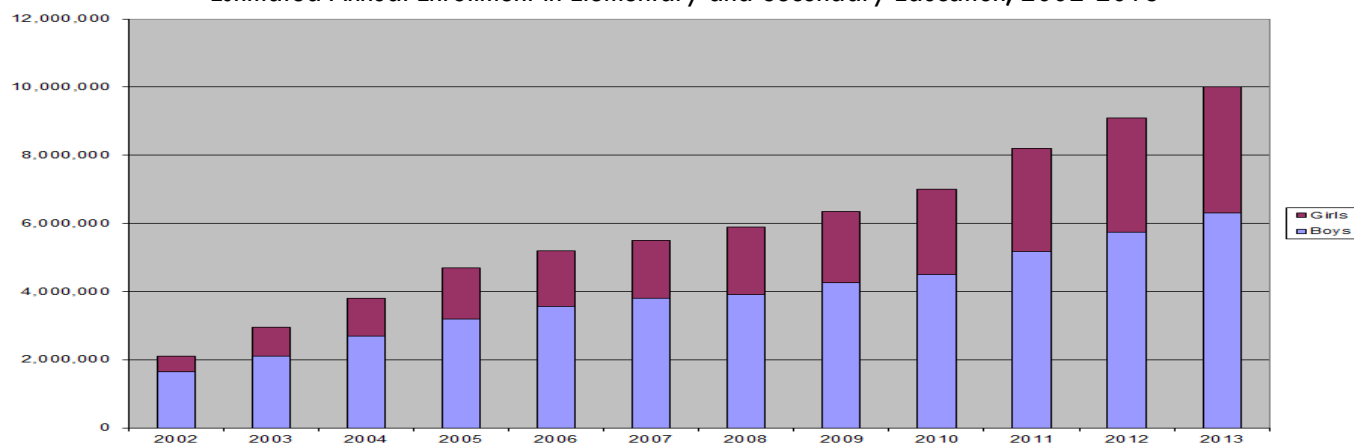
NOTE: As of September 2009, it is estimated that 15 percent of households in urban centers have access to electricity and 6 percent in rural locations have access. Operational capacity was 60 percent of installed total capacity at last report. According to USAID, in 2012 only 6% of Afghans had access to reliable electricity. In early 2013 that number was around 20%.

FIGURE 3.6Estimated Number of Telephone Users in Afghanistan by Year, 2002-2012⁴¹

*2010 figures as of March 31, 2010. **2011 figures are estimates using an average of 2010 and 2012 figures.

FIGURE 3.7Education Metrics⁴²

Estimated Annual Enrollment in Elementary and Secondary Education, 2002-2013



NOTE: It is estimated that in 2001 less than 1 million students were enrolled in primary/secondary education, virtually none of them girls. In late 2013, a DoD report mentioned that more than 10 million students are now enrolled. 2012 numbers and the breakdown of boys vs. girls are estimates based on reporting. In 2001, university enrollment was 8,000 and in 2011 it was 77,0000

FIGURE 3.8

Healthcare Metrics

Life Expectancy⁴³

| | 2004 | 2006 | 2010 |
|--------------|------|------|------|
| Men | 42 | 44 | 62 |
| Women | 42 | 43 | 64 |

Maternal Mortality per 100,000 Births⁴⁴

| | 2002 | 2012 |
|-----------------------|-------|------|
| Mortality rate | 1,600 | 327 |

Infant and Children Under-Five Mortality Rates (Per 1,000 Live Births)⁴⁵

| | 2003 | 2006 | 2008 | 2010 |
|----------------------------|------|------|------|------|
| Infant | 165 | 129 | 111 | 77 |
| Children Under Five | 257 | 191 | 161 | 97 |

NOTE: 2010 numbers do not include the "South Zone" of Afghanistan which was too violent to get accurate reporting on. It is believed that mortality rates there are about 15-25% higher.

4. POLLING & PUBLIC OPINION

AFGHANISTAN IN 2013: A SURVEY OF THE AFGHAN PEOPLE⁴⁶

Asia Foundation, December 2013

(9,260 Afghan adults from throughout the country were interviewed)

FIGURE 4.1

Present Condition of Various Infrastructure in Localities, 2007-2013

| INFRASTRUCTURE | VERY/QUITE GOOD (%) | | | | | | | | QUITE/VERY BAD (%) | | | | | |
|--|---------------------|-----|-----|-----|-----|-----|-----|--|--------------------|-----|-----|-----|-----|-----|
| | '07 | '08 | '09 | '10 | '11 | '12 | '13 | | '07 | '08 | '09 | '10 | '11 | '12 |
| Availability of clean drinking water | 63 | 62 | 63 | 63 | 70 | 76 | 74 | | 36 | 38 | 37 | 37 | 29 | 24 |
| Availability of water for irrigation | 59 | 47 | 53 | 49 | 45 | 52 | 53 | | 40 | 49 | 45 | 47 | 49 | 44 |
| Availability of jobs | 30 | 21 | 24 | 27 | 31 | 29 | n/a | | 69 | 78 | 76 | 72 | 70 | 70 |
| Supply of electricity | 31 | 25 | 34 | 34 | 34 | 36 | 41 | | 68 | 74 | 65 | 66 | 65 | 62 |
| Availability of medical care | 56 | 49 | 49 | 46 | 57 | 58 | 52 | | 44 | 50 | 51 | 53 | 42 | 42 |
| Availability of education for children | 72 | 70 | 67 | 68 | 73 | 77 | 72 | | 28 | 29 | 33 | 32 | 27 | 22 |

Survey Released: September 2007, October 2008, October 2009, November 2010, November 2011, November 2012, and December 2013.

FIGURE 4.2

Question: Generally speaking, do you think things are going the right direction or the wrong direction in Afghanistan? (2006-2013)

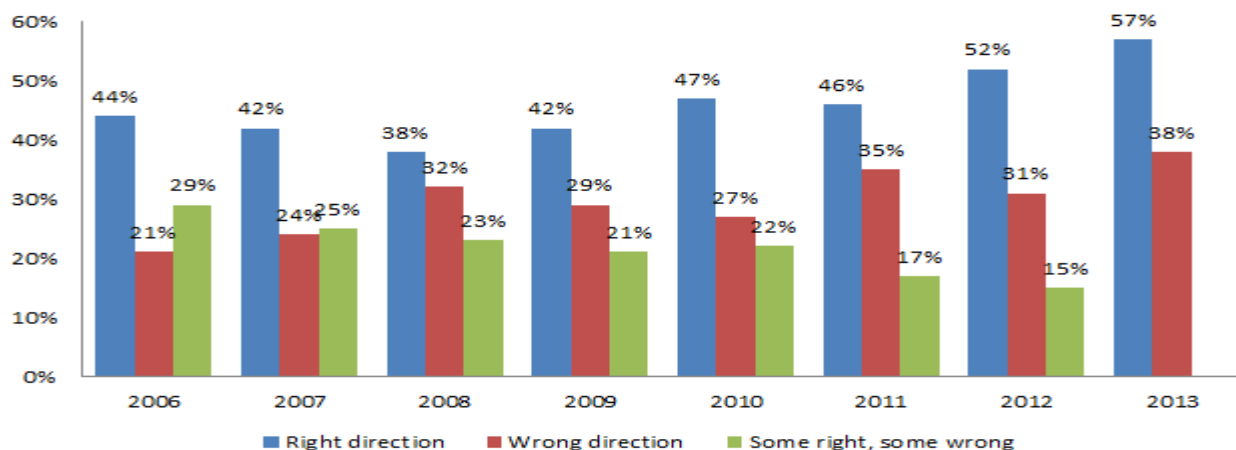
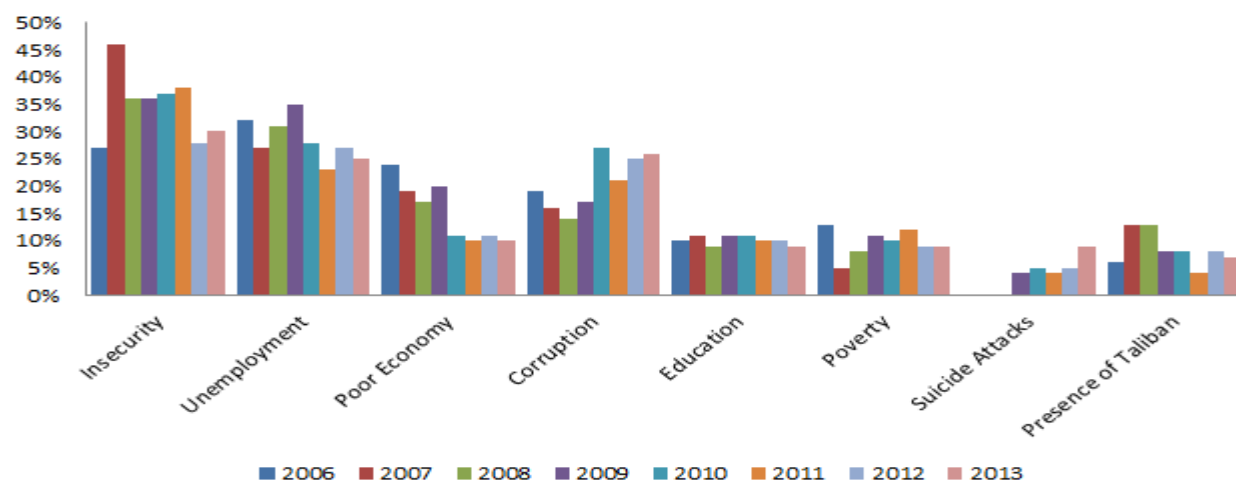
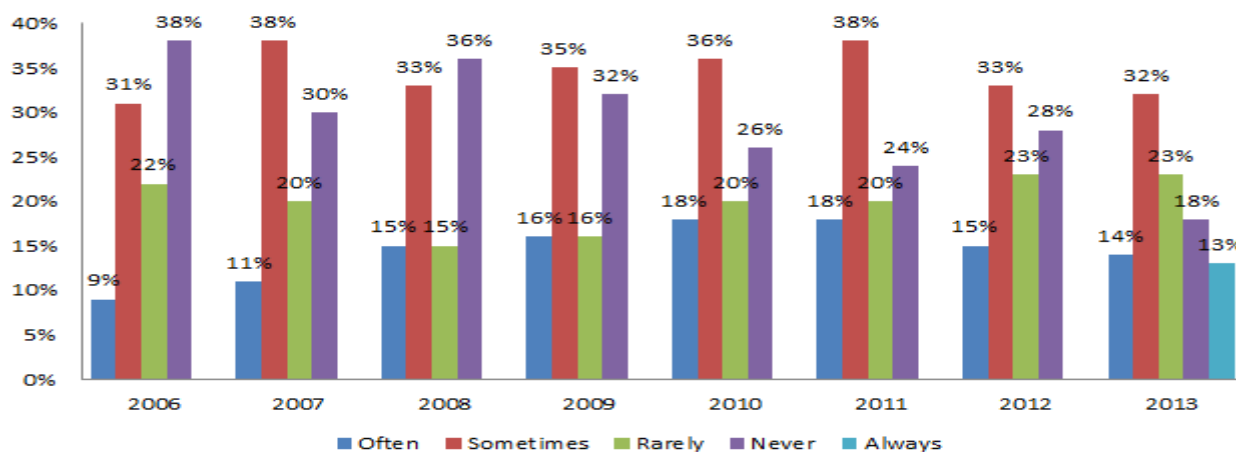


FIGURE 4.3

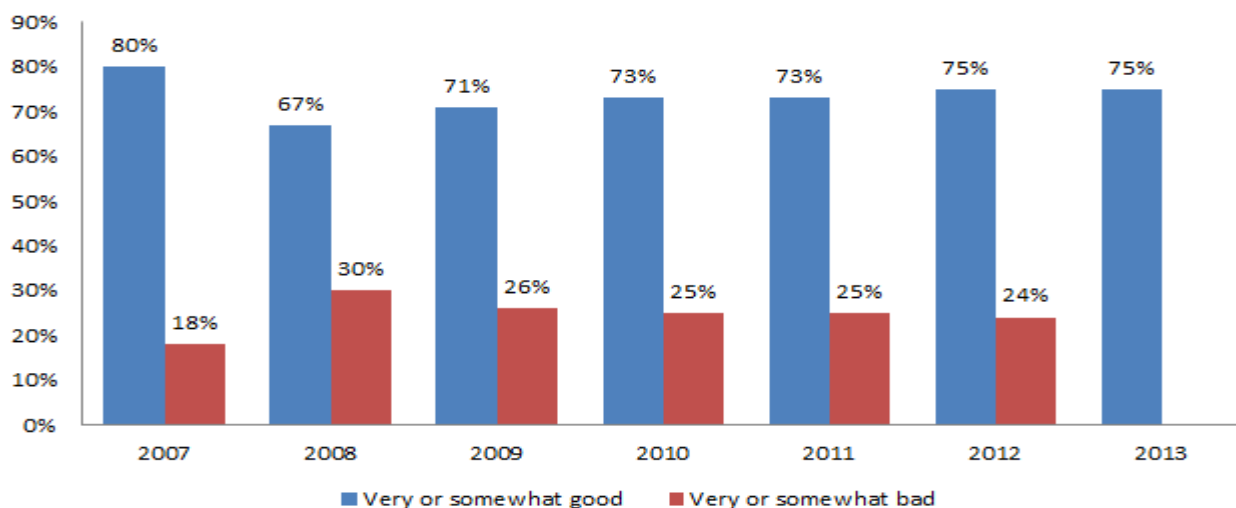
Question: What is the biggest problem facing Afghanistan as a whole? (2006-2013)

**FIGURE 4.4**

Question: How often do you fear for your own personal safety or that of your family these days? (2006-2013)

**FIGURE 4.5**

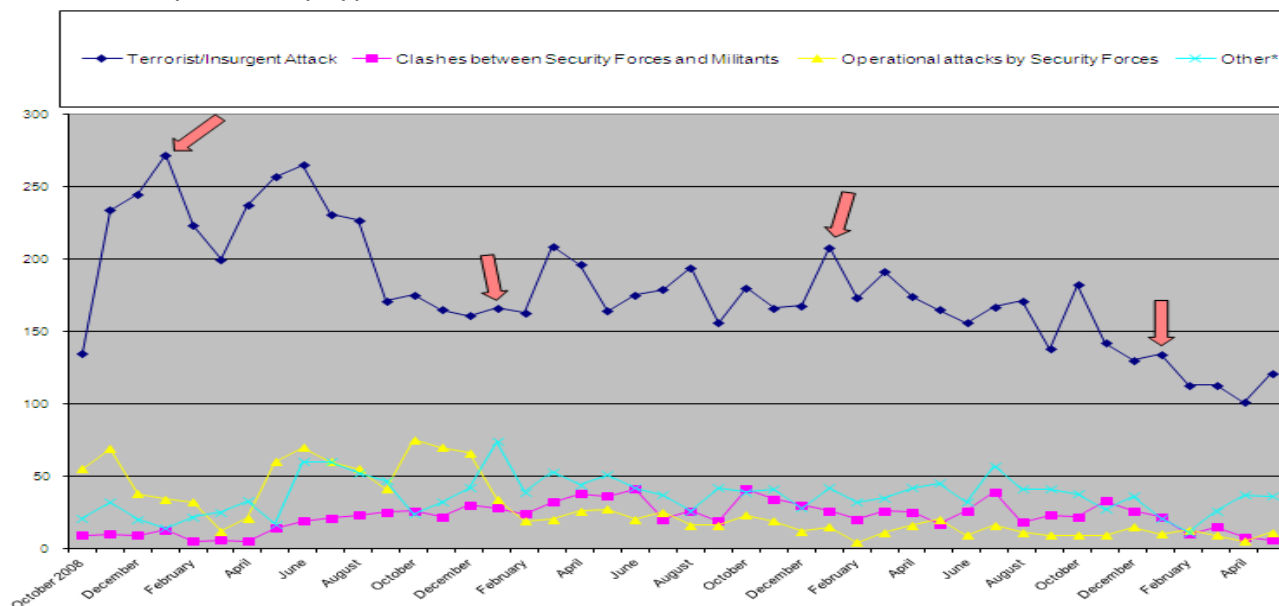
Question: Thinking of the national government, how do you feel about the way it is carrying out its responsibilities? (2007-2013)



5. PAKISTAN INDICATORS

FIGURE 5.1

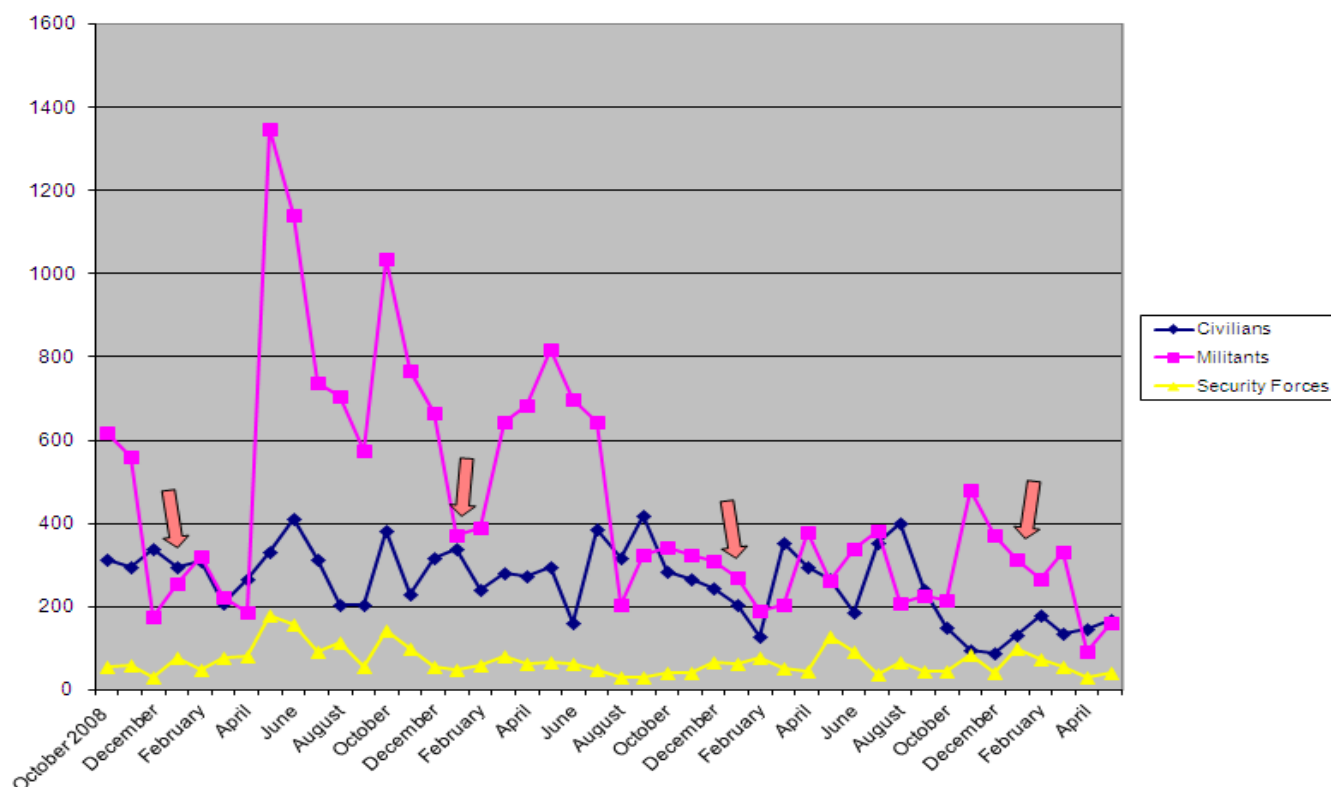
Number of Monthly Attacks by Type, October 2008-2012⁴⁷



*"Other" includes ethnic & political violence, inter-tribal clashes and cross-border attacks. We have excluded drone attacks from the "other" category as it is covered later in the Index. Arrows indicate the beginning of a new year, starting with 2009.

FIGURE 5.2

Monthly Fatalities as a Result of Attacks by Group, October 2008-2012⁴⁸



Arrows indicate the beginning of a new year, starting with 2009.

FIGURE 5.3

Monthly Unmanned Drone Strikes in Pakistan, 2008-2014⁴⁹

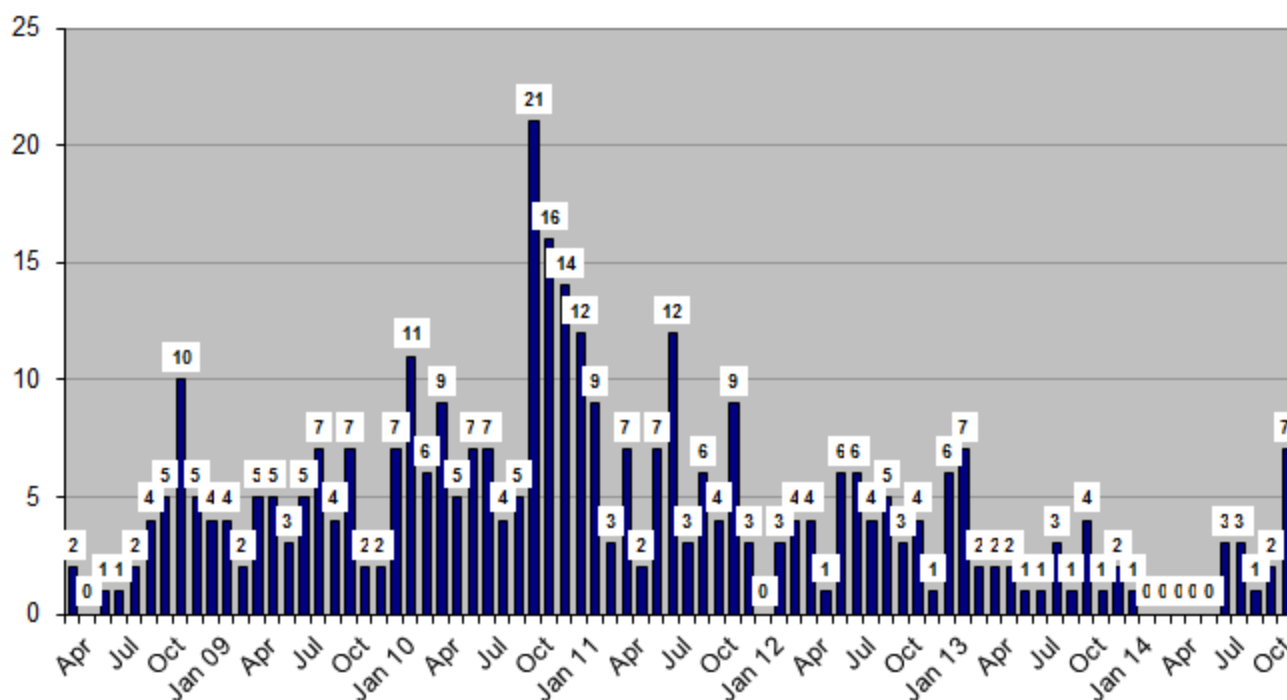
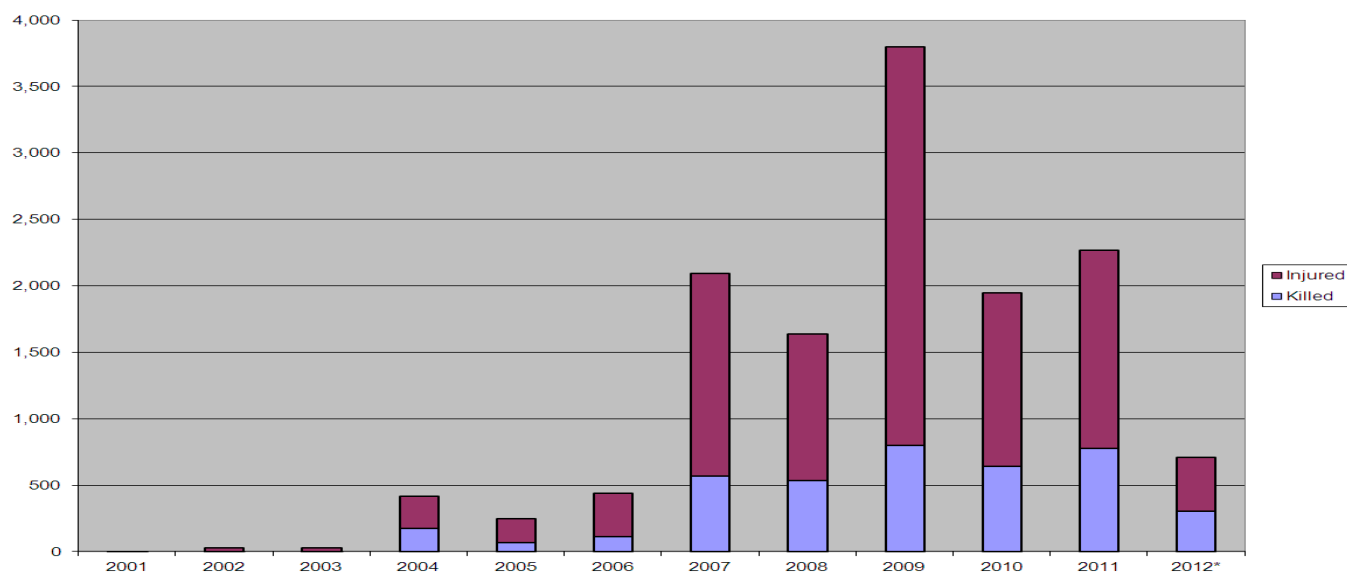
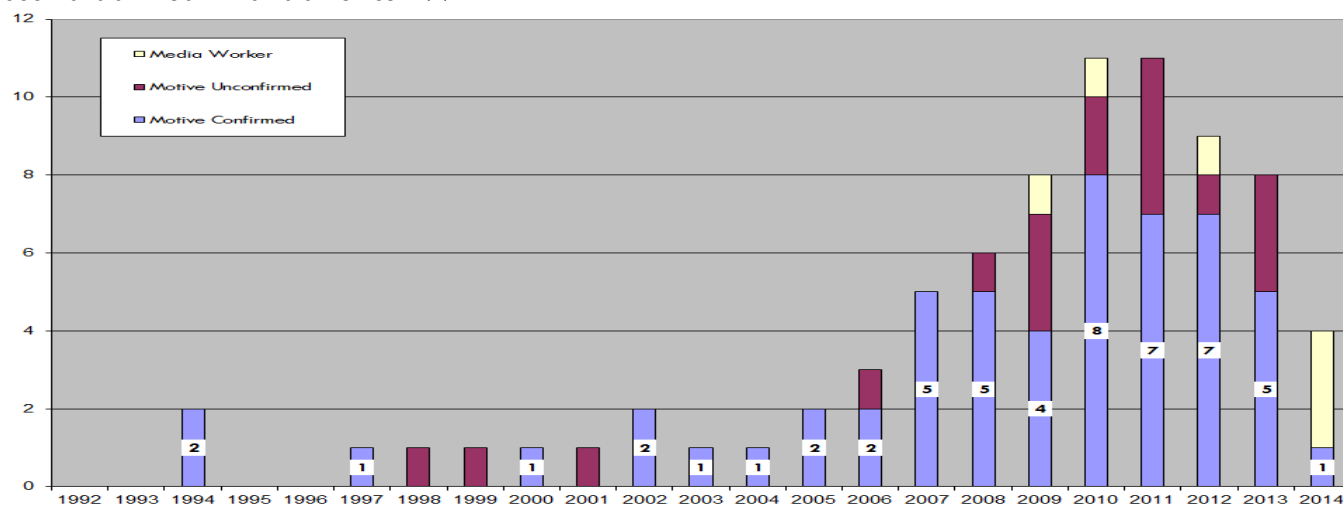


FIGURE 5.5Pakistani Army Casualties, 2001-2012⁵¹

NOTE: Numbers from 2001-2009 are from the Pakistani military. 2010-12 numbers are via The Pak Institute for Peace Studies and are through May 2012.

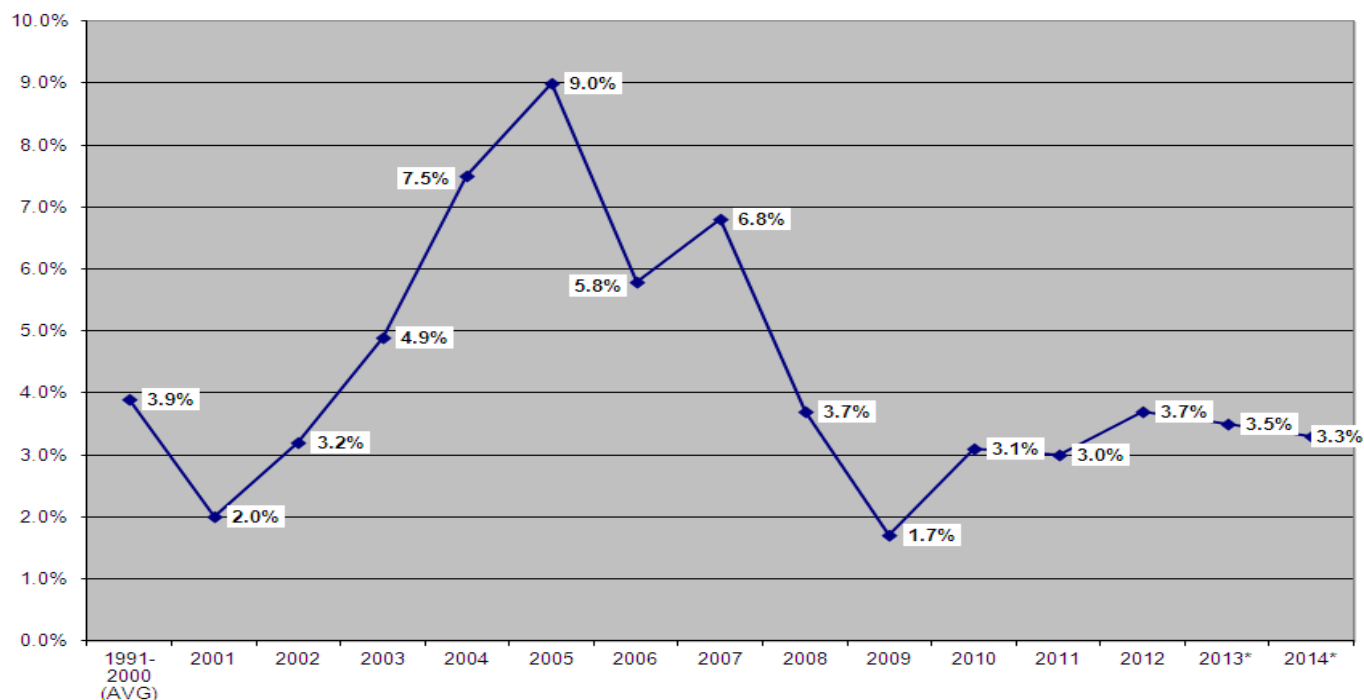
FIGURE 5.6Journalists Killed in Pakistan Since 1992⁵²

NOTE: A total of 54 journalists have been killed "motive confirmed" since the Committee to Protect Journalists (CPJ) began tracking in 1992. Pakistan ranked in the top-5 deadliest countries for journalists from 2005-2013, according to CPJ.

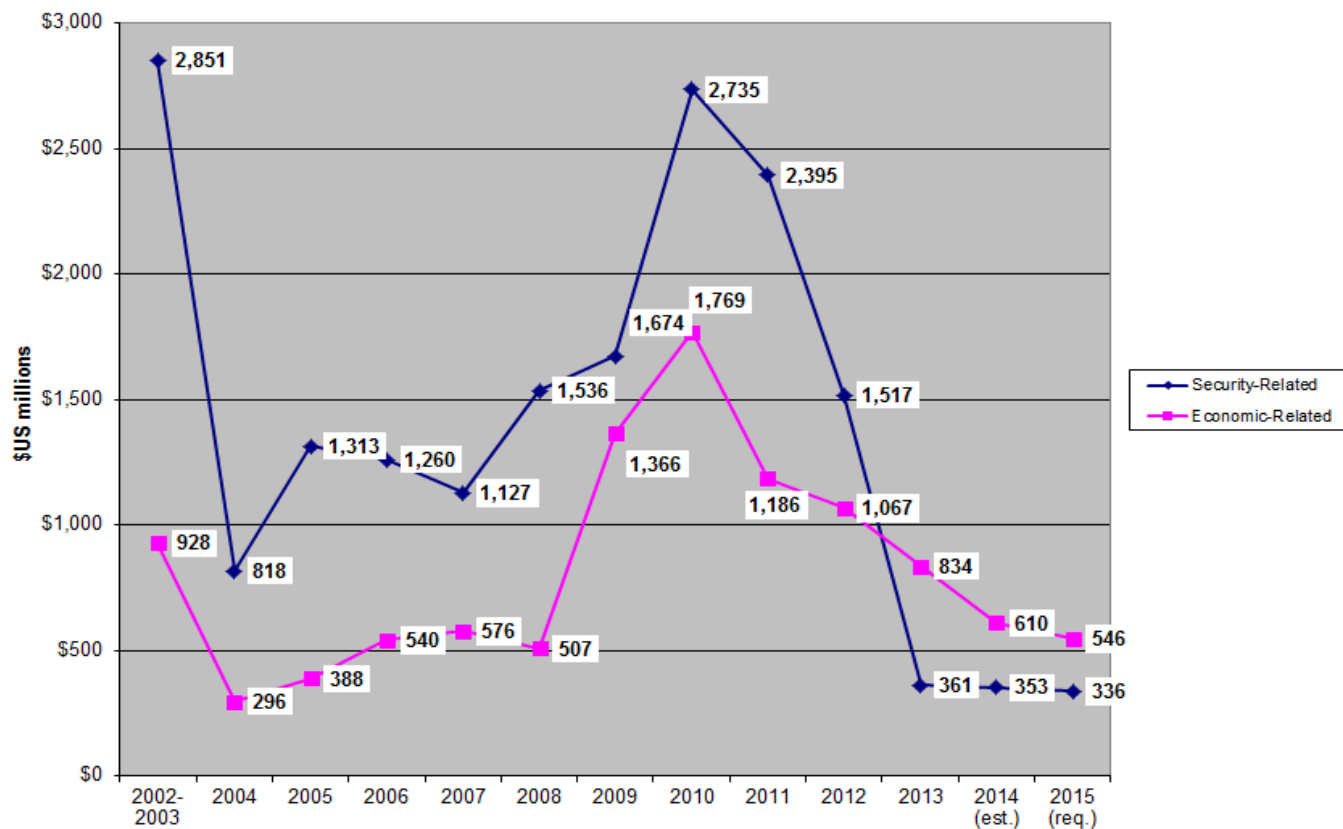
FIGURE 5.7Number of Pakistani Asylum Applications, 2001 through 2012⁵³

| Year | Applications | Year | Applications |
|------|--------------|------|--------------|
| 2001 | 10,728 | 2008 | 13,247 |
| 2002 | 10,070 | 2009 | 11,175 |
| 2003 | 13,371 | 2010 | 10,959 |
| 2004 | 10,880 | 2011 | 19,139 |
| 2005 | 7,802 | 2012 | 23,640 |
| 2006 | 7,590 | 2013 | 26,310 |
| 2007 | 14,434 | | |

NOTE: In each year from 2007-2009, several countries reported a range of 1-4 individuals as an asterisk rather than an actual number. These individuals were not included in the totals above and make up a very small additional number.

FIGURE 5.8Annual Real GDP Growth Rate⁵⁴

*Figures based at least in part on estimates

FIGURE 5.9Direct Overt U.S. Aid and Military Reimbursements to Pakistan, FY 2002-FY 2014⁵⁵

NOTE: Previous versions of this chart had significantly higher numbers for “security related” funding. Those numbers included “CSF Reimbursements” which are Pentagon funds that are not technically foreign assistance. Those funds are as follows: 2002-07, \$5,678; 2008, \$1,019; 2009, \$685; 2010, \$1,499; 2011, \$1,118; 2012, \$688.

6. AFGHANISTAN RESEARCH TOOLS

FIGURE 6.1

Additional Sources of Information on Afghanistan and Pakistan

| Source | Web Site Address |
|---|---|
| International Security Assistance Force <i>ISAF, in support of the Government of the Islamic Republic of Afghanistan, conducts operations in Afghanistan to reduce the capability and will of the insurgency, support the growth in capacity and capability of the Afghan National Security Forces (ANSF), and facilitate improvements in governance and socio-economic development, in order to provide a secure environment for sustainable stability that is observable to the population.</i> | http://www.isaf.nato.int/ |
| Afghanistan Conflict Monitor <i>An Initiative of the Human Security Report Project at the School for International Studies at Simon Fraser University. Provides summaries of academic articles and reports, links to documents, publications and data.</i> | http://www.afghanconflictmonitor.org/ |
| AfghanWire <i>Afghanwire.com provides an internet-based news and information service to organizations and professional users who want to monitor Afghanistan's national media outlets.</i> | http://www.afghanwire.com/ |
| The Afghanistan Analysts Network <i>The Afghanistan Analysts Network (AAN) is a non-profit, independent policy research organization. It aims to bring together the knowledge, experience and drive of a large number of experts to better inform policy and to increase the understanding of Afghan realities. It is driven by engagement and curiosity and is committed to producing independent, high quality and research-based analysis on developments in Afghanistan.</i> | http://aan-afghanistan.com/ |
| Afghanistan Research and Evaluation Unit <i>The Afghanistan Research and Evaluation Unit (AREU) is an independent research institute based in Kabul. AREU's mission is to inform and influence policy and practice through conducting high-quality, policy-relevant research and actively disseminating the results, and to promote a culture of research and learning.</i> | http://www.areu.org.af/?Lang=en-US |
| International Crisis Group <i>The International Crisis Group is an independent, non-profit, non-governmental organization committed to preventing and resolving deadly conflict.</i> | http://www.crisisgroup.org/ |

¹ Hannah Fairfield and Kevin Quealy, "Troop Levels in Afghanistan Since 2001," *New York Times*, October 1, 2009. Accessed at: <http://www.nytimes.com/interactive/2009/10/01/world/middleeast/afghanistan-policy.html>. Institute for the Study of War, "Afghanistan Order of Battle", November 2009. Accessed at: <http://www.understandingwar.org/files/AfghanistanORBAT.pdf>. February 2010 figures: David Petraeus, *Meet the Press*, February 21, 2010, accessed at www.msnbc.com. "US weighs more troops for north Afghanistan: official", *Agence France Presse*, March 19, 2010. John J. Kruzal, "Special Forces in Iraq to Remain through Drawdown", *American Forces Press Service*, April 1, 2010. Anne Gearan, "More US troops in Afghanistan than Iraq, a first", *Associated Press*, May 24, 2010. Luis Martinez, "Gates, Mullen & Clinton React to McChrystal", *ABC News*, June 24, 2010. Robert Reid, "US casualties in Afghanistan soar to record highs", *The Associated Press*, July 31, 2010. Robert Reid, "5 More American Troops Die in Afghan Fighting", *Associated Press*, August 31, 2010. Robert Burns and Julie Pace, "With Afghan control by 2014, Obama sees combat end", *Associated Press*, November 21, 2010. Tom Vanden Brook, "Afghan pilot kills 9 U.S. trainers", *USA Today*, April 28, 2011. "American Forces in Afghanistan and Iraq", *New York Times*, June 22, 2011. Admiral Michael Mullen, "Statement Before the Armed Services Committee on Afghanistan and Iraq", September 22, 2011. Accessed at: <http://armed-services.senate.gov/statemnt/2011/09%20September/Mullen%2009-22-11.pdf>. Jim Garamone, "Report Cites Security Progress in Afghanistan", *American Forces Press Service*, October 28, 2011. Lolita C. Baldor, "10K US Troops Left Afghanistan in 2011", *Associated Press*, December 22, 2011. Jim Garamone, "Officials Discuss Troop Numbers, Partnership With Afghanistan", *American Forces Press Service*, March 22, 2011. Mathieu Rabechault, "Long-term 'challenges' in Afghanistan: US military", *Agence France Presse*, May 1, 2012. David Martin, "Green on blue' attacks a growing problem", *CBS News*, August 10, 2012. Jim Garamone, "Panetta Discusses Operations in Afghanistan", *American Forces Press Service*, September 27, 2012. U.S. Department of Defense, "DOD Press Briefing with George Little from the Pentagon", January 29, 2013. <http://www.defense.gov/Transcripts/Transcript.aspx?TranscriptID=5184>. "Hagel Issues Message to Defense Department Workforce", *American Forces Press Service*, February 27, 2012. Kristin Callahan, "Afghan election could be key to smooth security transition", *Army Times*, July 12, 2013. Jim Garamone, "ISAF Chief Briefs Reservists on Afghan Progress, Future", *American Forces Press Service*, August 8, 2013. Jessica Donati and Mark Felsenthal, "U.S. says may pull out all troops as Karzai holds up deal", *Reuters*, November 26, 2013. "Six U.S. soldiers killed in helicopter crash in Afghanistan", *Reuters*, December 17, 2013. Jim Garamone, "Obama Touches on Afghanistan, Iran, Syria in State of Union Address", *American Forces Press Service*, January 28, 2014. Michelle Tan, "33,000 troops to go: 1-star outlines Afghanistan drawdown", *Military Times*, March 31, 2014. Anna Mulrine, "Americans killed in Kabul: what it may signal about Afghanistan's future", *Christian Science Monitor*, April 25, 2014. Jim Garamone, "Afghanistan Dominates Dunford's Confirmation Hearing", *DoD News*, July 17, 2014. David Jackson, "US To Keep 10,000 Troops in Afghanistan", *Defense News*, September 29, 2014. Tom Howell Jr., "Obama marks end of Afghan mission as 'milestone'", *The Washington Times*, 12/28/2014. Jesse Byrnes, "US classifies spending, stats on Afghan forces", *The Hill*, January 29, 2015.

² Michael O'Hanlon and Adriana Lins de Albuquerque, "Afghanistan Index", February 23, 2005. Accessed at: <http://www.brookings.edu/~media/Files/Programs/FP/afghanistan%20index/index20050223.pdf>. Victor Davis Hanson, "Will Iraq work? That's up to us", *National Review Online*, April 23, 2004. U.S. Department of State, "The U.S. and Nato: An Alliance of Purpose", June 2004. Jon Lee Anderson, "The Man in the Palace: Hamid Karzai and the dilemma of being Afghanistan's President", *The New Yorker*, June 6, 2005. Thom Shanker, "Coalition Steps Up Raids as Afghan Elections Approach", *The New York Times*, August 20, 2005. Ahmed Rashid, "Nato's Afghanistan troop dilemma", *BBC News*, December 26, 2005. Michael R. Gordon, "NATO Moves to Tighten Grip in Afghanistan", *The New York Times*, June 9, 2006. Peter Bergen, "Trees and tapes may hint at bin Laden location", *CNN*, August 28, 2006. Mark John and Kristin Roberts, "NATO takes over Afghanistan war", *The Sydney Morning Herald*, September 30, 2006. U.S. Department of Defense, "Correcting the Record", October 5, 2006. Thom Shanker, "Leaving NATO, U.S. General Still Seeks Troops for Afghanistan", *The New York Times*, December 21, 2006. CBC News, "NATO troops in Afghanistan in November 2006", November 29, 2006. "ISAF Troop Placemat", NATO-ISAF Web site. Accessed at: <http://www.isaf.nato.int/en/isaf-placemat-archives.html>. "Six U.S. soldiers killed in helicopter crash in Afghanistan", *Reuters*, December 17, 2013.

³ "ISAF Troops Placemat", NATO-ISAF website. Accessed at: <http://www.isaf.nato.int/en/isaf-placemat-archives.html>

⁴ U.S. Department of Defense, "Report on Progress toward Security and Stability in Afghanistan", Report to Congress in Accordance with the 2008 National Defense Authorization Act, June 2008, p. 22. Accessed at: http://www.defenselink.mil/pubs/Report_on_Progress_toward_Security_and_Stability_in_Afghanistan_1230.pdf. GAO-08-661, "Afghanistan Security: Further Congressional Action May Be Needed to Ensure Completion of a Detailed Plan to Develop and Sustain Capable Afghan National Security Forces", *Government Accountability Office*, June 2008, p. 33. Accessed at: <http://www.gao.gov/new.items/d08661.pdf>. Major General Robert Cone, Press Conference from Afghanistan, November 12, 2008. Accessed at: <http://www.defenselink.mil/transcripts/transcript.aspx?transcriptid=4314>. "ISAF Troops Placemat", NATO-ISAF website. Accessed at: http://www.nato.int/ISAF/docu/epub/pdf/isaf_placemat.pdf. Special Inspector General for Afghanistan Reconstruction, "Quarterly Report to the United States Congress", January 30, 2010, p. 60. Accessed at: http://www.sigar.mil/reports/quarterlyreports/qan2010/pdf/SIGAR_Jan2010.pdf. ISAF, "Metrics Brief May 2010", unclassified briefing slides. David Gollust, "US Envoy Reports Progress on Afghan Security", *Voice of America*, December 21, 2004. Caroline Wadhams, "Afghanistan: Four Years After the Invasion", Center for American Progress, October 2005, p. 5. Accessed at: <http://www.americanprogress.org/kf/afghanistan.pdf>. Anthony Cordesman, "Winning in Afghanistan: How to Face the Rising Threat", Center for Strategic and International Studies, December 12, 2006, p. 65. Accessed at: <http://www.comw.org/warreport/fulltext/0612cordesman.pdf>. CJ Radin, "Afghan National Security Forces Order of Battle", *The Long War Journal*, January 2008. Accessed at: [http://www.longwarjournal.org/multimedia/ANSF%20OObpage%206-%20ANP%20\(2008.01.11%20cjr\).pdf](http://www.longwarjournal.org/multimedia/ANSF%20OObpage%206-%20ANP%20(2008.01.11%20cjr).pdf). ISAF, "Metrics Brief February 2011", unclassified briefing slides. ISAF, "Metrics Brief May 2011", unclassified briefing slides. Gen John Keane, "Congressional Testimony", House Armed Services Committee, July 27, 2011. Accessed at: http://armedservices.house.gov/index.cfm/files/serve?File_id=29a3688f-b167-4dc7-b78c-7a836a34e144. ISAF, "September 2011 ANSF Progress Overview", unclassified briefing slides. ISAF, "October 2011 ANSF Progress Overview", unclassified briefing slides. ISAF, "November 2011 ANSF Progress Overview", unclassified briefing slides. ISAF, "January 2012 ANSF Progress Overview", unclassified briefing slides. ISAF, "February 2012 ANSF Progress Overview", unclassified briefing slides. ISAF, "March 2012 ANSF Progress Overview", unclassified briefing slides. ISAF, "April 2012 ANSF Progress Overview", unclassified briefing slides. International Security Assistance Force, "ISAF Factsheet on Current ANSF Status", October 16, 2012. Accessed at: <http://www.isaf.nato.int/article/isaf-releases/isaf-factsheet-on-current-ansf-status.html>. "Afghanistan's security transition reaches key point", *IJSS Strategic Comments*, Vol 19, 2013. Accessed at: <http://www.ijss.org/publications/strategic-comments/past-issues/volume-19-2013/march/afghanistans-security-transition-reaches-key-point/>. U.S. Department of Defense, "Report on Progress toward Security and Stability in Afghanistan", Report to Congress, July 2013, pp. 62 & 78. Accessed at: http://www.defenselink.mil/pubs/Report_on_Progress_toward_Security_and_Stability_in_Afghanistan_1230.pdf. U.S. Department of Defense, "Report on Progress toward Security and Stability in Afghanistan", Report to Congress, November 2013, pp. 48 & 59. Accessed at: http://www.defense.gov/pubs/October_1230_Report_Master_Nov7.pdf. Special Inspector General for Afghanistan Reconstruction, "Quarterly Report to the United States Congress", October 30, 2014, p. 99. Accessed at: <http://www.sigar.mil/pdf/quarterlyreports/2014-10-30qr.pdf>. Special Inspector General for Afghanistan Reconstruction, "Quarterly Report to the United States Congress", January 30, 2015, p. 23. Accessed at: <http://www.sigar.mil/pdf/quarterlyreports/2015-01-30qr.pdf>. Special Inspector General for Afghanistan Reconstruction, "Quarterly Report to the United States Congress", April 30, 2015, pp. 3-4. Accessed at: <http://www.sigar.mil/pdf/quarterlyreports/2015-04-30qr.pdf>.

⁵ ISAF, "Metrics Brief February 2011", unclassified briefing slides. Rod Nordland, "Some Police Recruits Impose 'Islamic Tax' on Afghans", *The New York Times*, June 13, 2011. General John R. Allen, "Hearing of the Senate Armed Services Committee Subject: Situation in Afghanistan", Senate Armed Services Committee, March 22, 2012. U.S. Department of Defense, "Report on Progress toward Security and Stability in Afghanistan", Report to Congress in Accordance with the 2008 National Defense Authorization Act, December 2012, p. 81. Accessed at: http://www.defenselink.mil/pubs/Report_on_Progress_toward_Security_and_Stability_in_Afghanistan_1230.pdf. Luke Coffey, "U.S. Should Back a Robust Afghan National Security Force", *The Heritage Foundation*, February 22, 2013. U.S. Department of Defense, "Report on Progress toward Security and Stability in Afghanistan", Report to Congress, July 2013, p. 98. Accessed at: http://www.defenselink.mil/pubs/Report_on_Progress_toward_Security_and_Stability_in_Afghanistan_1230.pdf. U.S. Department of Defense, "Report on Progress toward Security and Stability in Afghanistan", Report to Congress, November 2013, p. 69. Accessed at: http://www.defense.gov/pubs/October_1230_Report_Master_Nov7.pdf. Jim Garamone, "Afghanistan Dominates Dunford's Confirmation Hearing", *DoD News*, July 17, 2014. Special Inspector General for Afghanistan Reconstruction, "Quarterly Report to the United States Congress", April 30, 2015, p. 95. Accessed at: <http://www.sigar.mil/pdf/quarterlyreports/2015-04-30qr.pdf>.

⁶ M. O'Hanlon, I. Livingston and H. Messera, "States of Conflict: An Update", *The New York Times*, December 27, 2010. General John R. Allen, "Hearing of the Senate Armed Services Committee Subject: Situation in Afghanistan", Senate Armed Services Committee, March 22, 2012. U.S. Department of Defense, "Report on Progress toward Security and Stability in Afghanistan", Report to Congress, July 2013, p. 104. Accessed at: http://www.defenselink.mil/pubs/Report_on_Progress_toward_Security_and_Stability_in_Afghanistan_1230.pdf

⁷ Ibid. Department of Defense, "DOD News Briefing with Lt. Gen. Caldwell via Teleconference from Afghanistan", August 23, 2010. ISAF, "Metrics Brief September 2010", unclassified briefing slides. ISAF, "Metrics Brief October 2010", unclassified briefing slides. ISAF, "Metrics Brief January 2011", unclassified briefing slides. ISAF, "October 2011 ANSF Progress Overview", unclassified briefing slides. ISAF, "November 2011 ANSF Progress Overview", unclassified briefing slides. ISAF, "January 2012 ANSF Progress Overview", unclassified briefing slides. ISAF, "March 2012 ANSF Progress Overview", unclassified briefing slides. ISAF, "April 2012 ANSF Progress Overview", unclassified briefing slides. U.S. Department of Defense, "Report on Progress toward Security and Stability in Afghanistan", Report to Congress, July 2013, pp. 64 & 80. Accessed at: http://www.defenselink.mil/pubs/Report_on_Progress_toward_Security_and_Stability_in_Afghanistan_1230.pdf.

⁸ ISAF, "Metrics Brief April 2011", unclassified briefing slides. ISAF, "January 2012 ANSF Progress Overview", unclassified briefing slides. U.S. Department of Defense, "Report on Progress toward Security and Stability in Afghanistan", Report to Congress in Accordance with the 2008 National Defense Authorization Act, December 2012, p. 58. Accessed at: http://www.defenselink.mil/pubs/Report_on_Progress_toward_Security_and_Stability_in_Afghanistan_1230.pdf. U.S. Department of Defense, "Report on Progress toward Security and Stability in Afghanistan", Report to Congress, July 2013, p. 65. Accessed at: http://www.defenselink.mil/pubs/Report_on_Progress_toward_Security_and_Stability_in_Afghanistan_1230.pdf.

⁹ ISAF, "Metrics Brief September 2010", unclassified briefing slides. ISAF, "Metrics Brief June 2011", unclassified briefing slides. General John R. Allen, "Hearing of the Senate Armed Services Committee Subject: Situation in Afghanistan", Senate Armed Services Committee, March 22, 2012. U.S. Department of Defense, "Report on Progress toward Security and Stability in Afghanistan", Report to Congress, April 2011, p. 39. Accessed at: http://www.defense.gov/news/1230_1231Report.pdf. U.S. Department of Defense, "Report on Progress toward Security and Stability in Afghanistan", Report to Congress, October 2011, p. 45. Accessed at: http://www.defense.gov/pubs/pdfs/October_2011_Section_1230_Report.pdf. U.S. Department of Defense, "Report on Progress toward Security and Stability in Afghanistan", Report to Congress, April 2012, p. 44. Accessed at: http://www.defense.gov/pubs/pdfs/Report_Final_SecDef_04_27_12.pdf. U.S. Department of Defense, "Report on Progress toward Security and Stability in Afghanistan", Report to Congress, December 2012, p. 94. Accessed at: http://www.defense.gov/pubs/pdfs/1230_Report_final.pdf. U.S. Department of Defense, "Report on Progress toward Security and Stability in Afghanistan", Report to Congress, July 2013, p. 106. Accessed at: http://www.defenselink.mil/pubs/Report_on_Progress_toward_Security_and_Stability_in_Afghanistan_1230.pdf.

¹⁰ Moshe Schwartz, "Department of Defense Contractors in Iraq and Afghanistan: Background and Analysis", Congressional Research Service, December 14, 2009. Accessed at: <http://www.fas.org/sqp/crs/natsec/R40764.pdf>. Matt Kelley, "Afghanistan Becomes More Dangerous For Contractors", *USA Today*, April 22, 2010. Moshe Schwartz, "Department of Defense Contractors in Iraq", Congressional Research Service, July 2, 2010. <http://www.fas.org/sqp/crs/natsec/R40764.pdf>. Moshe Schwartz, "The Department of Defense's Use of Private Security Contractors in Afghanistan and Iraq: Background, Analysis, and Options for Congress", February 21, 2011, p. 8. Accessed at: <http://www.scribd.com/doc/49497821/CRS-report-on-PSCs-in-Afghanistan-and-Iraq-02232011> (and subsequent updates). "CENTCOM Quarterly Contractor Census Reports", Office of the Deputy Assistant Secretary of Defense. Accessed at: http://www.acq.osd.mil/log/PS/CENTCOM_reports.html

¹¹ U.S. Mission Kabul, "Metrics Brief May 2010", unclassified briefing slides. U.S. Mission Kabul, "Metrics Brief September 2010", unclassified briefing slides. U.S. Mission Kabul, "Metrics Brief March 2011", unclassified briefing slides.

¹² Strategic Advisory Group Headquarters ISAF, "Security Metrics: March 2009", prepared April 16, 2009 (and subsequent updates). Yaroslav Trofimov, "In Afghanistan, Attacks Rise, Troop Deaths Fall", *Wall Street Journal*, July 27, 2012. ISAF, Monthly Trends Reports. Accessed at: <http://www.isaf.nato.int/article/news/monthly-trends.html>. U.S. Department of Defense, "Report on Progress toward Security and Stability in Afghanistan", Report to Congress, July 2013, p. A-3. Accessed at: http://www.defenselink.mil/pubs/Report_on_Progress_toward_Security_and_Stability_in_Afghanistan_1230.pdf

¹³ Tom Vanden Brook, "Insider' Afghan Attacks Blister", *USA Today*, June 14, 2011. General John R. Allen, "Hearing of the Senate Armed Services Committee Subject: Situation in Afghanistan", Senate Armed Services Committee, March 22, 2012. Peter Bergen, "Afghan Army, Police Pose Growing Risk to U.S., NATO Troops", *CNN*, March 29, 2011. "NATO: Personal Problems Not Taliban Behind Most 'Blue-on-Green' Attacks", *Voice of America*, April 2, 2012. "Green on Blue" Attacks Not an Indicator of Taliban Infiltration: Allen", *Tolo News*, May 21, 2012. "World Briefs: 2 Americans killed in 'green-on-blue' attack", *The Washington Times*, July 22, 2012. Nate Rawlings, "Blue on Green: A Never Ending Trend", *Time.com's Battleland Blog*, July 23, 2012. New America Foundation, "Rapid Mapping 'Green-on-Blue' Attacks", <http://data.newamerica.net/showcase/rapid-mapping-green-blue-attacks>. "U.S. troop killed, 'insider' escapes after latest attack in Afghanistan", *CBS News*, August 20, 2012. Alissa Rubin, "Audacious Raid on NATO Base Shows Taliban's Reach", *The New York Times*, September 17, 2012. icasualties.org Operation Enduring Freedom Casualty Count website. Accessed at: <http://icasualties.org/OEF/Default.aspx>.

¹⁴ U.S. Department of Defense Operation Iraqi Freedom and Operation Enduring Freedom Casualty page. Accessed at: <http://www.defenselink.mil/news/casualty.pdf>. Historical data accessed at: <http://siadapp.dmdc.osd.mil/personnel/CASUALTY/castop.htm> icasualties.org Operation Enduring Freedom Casualty Count website. Accessed at: <http://icasualties.org/oef/byNationality.aspx?hndQry=US>

¹⁵ icasualties.org Operation Enduring Freedom Casualty Count website. Accessed at: <http://icasualties.org/oef/byNationality.aspx?hndQry=US>

¹⁶ icasualties.org Operation Enduring Freedom Casualty Count website. Accessed at: <http://icasualties.org/OEF/Default.aspx>

¹⁷ icasualties.org Operation Enduring Freedom Casualty Count website. Accessed at: <http://icasualties.org/oef/byNationality.aspx?hndQry=US>

¹⁸ U.S. Department of Defense Operation Iraqi Freedom and Operation Enduring Freedom Casualty page. Accessed at: <http://www.defenselink.mil/news/casualty.pdf>. Historical data accessed at: <http://siadapp.dmdc.osd.mil/personnel/CASUALTY/castop.htm>

¹⁹ Ibid. Office of Workers Compensation Programs, "Defense Base Act Case Summary by Nation", *United States Department of Labor*, March 31, 2010. Accessed at: <http://www.dol.gov/owcp/dlhw/dbaallnation.htm>. "Valerie Bailey Grasso, Baird Webel and Scott Szymendera, "The Defense Act (DBA): The Federally Mandated Workers' Compensation System for Overseas Government Contractors, April 9, 2010. Accessed at: <http://fas.org/sqp/crs/natsec/RL34670.pdf>

²⁰ Strategic Advisory Group Headquarters ISAF, "Metrics Brief February 2009", unclassified briefing slides (and subsequent updates). Rod Nordland, "With Raw Recruits, Afghan Police Buildup Falter", *New York Times*, February 2, 2010. Special Inspector General for Afghanistan Reconstruction, "Quarterly Report to the United States Congress", January 30, 2010, p. 61. Accessed at: http://www.sigar.mil/reports/quarterlyreports/jan2010/pdf/SIGAR_Jan2010.pdf. ISAF, "Metrics Brief September 2010", unclassified briefing slides. ISAF, "Metrics Brief May 2011", unclassified briefing slides. Joshua Partlow, "Afghan police casualties soar", *The Washington Post*, August 31, 2011. Matthew Rosenberg, "Taliban Step Up Attacks, Killing 11 Afghan Soldiers", *The New York Times*, July 19, 2012. Lawrence Bartlett, "Afghan Forces Deaths Outstrip NATO's 5-1: Officials", *Agence France-Presse*, July 29, 2012. "Afghan army, police suffer increasing casualties as local forces assume growing burden in war", *Associated Press*, December 3, 2012. Rod Nordland, "Study Finds Sharp Rise In Attacks By Taliban", *New York Times*, April 20, 2013. Rod Nordland, "Afghan Forces Struggle as U.S. Weans Them Off Support", *New York Times*, June 18, 2013. ISAF brief in Afghanistan, March 2014. Margherita Stancati, "Afghan Troop Casualties Are Rising", *Wall Street Journal*, October 22, 2014.

²¹ David Wood, "Afghan Air War Grows in Intensity", *Baltimore Sun*, July 28, 2008. United Nations Assistance Mission to Afghanistan, "Humanitarian Factsheet", June 29, 2008. Accessed at: <http://www.unama-afg.org/docs/UN-Docs/fact-sheets/2008/08June29-Humanitarian-fact-sheet-English.pdf> United Nations Assistance Mission to Afghanistan, "Armed conflict and Civilian Casualties, Trends and Developments 01 January-31 August, 2008" Accessed at: [http://www.reliefweb.int/rw/RWFiles2008.nsf/FilesByRWDocUnidFilename/EGUA-71JMA8-full_report.pdf/\\$File/full_report.pdf](http://www.reliefweb.int/rw/RWFiles2008.nsf/FilesByRWDocUnidFilename/EGUA-71JMA8-full_report.pdf/$File/full_report.pdf) UN Assistance Mission to Afghanistan, "Protection of Civilians", January 5, 2009. UN Office of the Coordination of Humanitarian Affairs (OCHA), "Monthly Humanitarian Update for Afghanistan", January 2009 (and subsequent monthly reports). U.S. Department of Defense, "Report on Progress toward Security and Stability in Afghanistan", Report to Congress in Accordance with the 2008 National Defense Authorization Act, April 2010, Accessed at: http://www.defense.gov/pubs/pdfs/Report_Final_SecDef_04_26_10.pdf. United Nations Assistance Mission to Afghanistan, "Mid Year Report on Protection of Civilians in Armed Conflict", August 2010. Accessed at: <http://www.unhcr.org/refworld/docid/4c6120382.html>. Ibid. United Nations Assistance Mission Afghanistan, "Afghanistan Midyear Report 2011: Protection of Civilians in Armed Conflict", July 2011. Accessed at: <http://unama.unmissions.org/Portals/UNAMA/Documents/2011%20Midyear%20POC.pdf>. United Nations Assistance Mission Afghanistan, "2011 Annual

Report on Protection of Civilians in Armed Conflict", February 2012. Accessed at: http://unama.unmissions.org/Portals/UNAMA/Documents/UNAMA%20POC%202011%20Report_Final_Feb%202012.pdf. United Nations Assistance Mission Afghanistan, "Afghanistan Midyear Report 2012: Protection of Civilians in Armed Conflict", July 2012. Accessed at: <http://unama.unmissions.org/LinkClick.aspx?fileticket=-vDYBQY1OA%3d&tabid=12254&language=en-US>. United Nations Assistance Mission Afghanistan, "2012 Annual Report on Protection of Civilians in Armed Conflict", February 2013. Accessed at: <http://unama.unmissions.org/E4208D62-CA75-4DCF-A6DC-8DFAA2D251A7/FinalDownload/DownloadId-39596B2579A23C2F9552697D09ABEFA3/E4208D62-CA75-4DCF-A6DC-8DFAA2D251A7/LinkClick.aspx?fileticket=K0B5RL2XYcU%3d&tabid=12254&language=en-US>. Rod Nordland, "Taliban Bomb Attack Kills Court Workers in Kabul", *New York Times*, June 11, 2013. 2013 Annual Report on Protection of Civilians in Armed Conflict", February 2014. Accessed at: http://www.unama.unmissions.org/Portals/UNAMA/human%20rights/Feb_8_2014_PoC-report_2013-Full-report-ENG.pdf. 2014 Annual Report on Protection of Civilians in Armed Conflict", February 2015. Accessed at: <http://unama.unmissions.org/Portals/UNAMA/human%20rights/2015/2014-Annual-Report-on-Protection-of-Civilians-Final.pdf>.

²² Ibid. United Nations General Assembly Security Council, "The situation in Afghanistan and its implications for international peace and security", December 10, 2010, p. 13. Accessed at: http://www.humansecuritygateway.com/documents/UNGA_A65612_S2010630_SituationinAfghanistanandItsImplicationsforInternationalPeaceandSecurity.pdf. Ibid. Bill Varner, "Afghan Violence, Civilian Deaths Increasing, UN Chief Reports", *Bloomberg News*, June 29, 2011. Ibid. Ibid.

²³ Committee to Protect Journalists, "Journalists Killed in Afghanistan". Accessed at: <http://www.cpi.org/killed/asia/afghanistan/>. Ibid.

²⁴ United Nations High Commission on Refugees, "First Internally Displaced Persons (IDPs) Convoy leaves Heart for Badghis", *UNHCR Kabul Press Information*, May 5, 2008. Accessed at: <http://www.unhcr.org/cgi-bin/texis/vtx/afghan?page=kabul&id=481f2a6d2>. United Nations Report of the Secretary General, "The situation in Afghanistan and its implications for international peace and security", December 28, 2009. Accessed at: [http://www.reliefweb.int/rw/RWFiles2009.nsf/FilesByRWDocUnidFilename/EGUA-7ZDSWZ-full_report.pdf/\\$File/full_report.pdf](http://www.reliefweb.int/rw/RWFiles2009.nsf/FilesByRWDocUnidFilename/EGUA-7ZDSWZ-full_report.pdf/$File/full_report.pdf). Internal Displacement Monitoring Centre, "Global statistics: IDP country figures". Accessed at: [http://www.internal-displacement.org/8025708F004CE90B/\(httpCountries\)/DFADB5842F9262BF802570A7004BA6F0?OpenDocument](http://www.internal-displacement.org/8025708F004CE90B/(httpCountries)/DFADB5842F9262BF802570A7004BA6F0?OpenDocument). Internal Displacement Monitoring Centre, "Internally displaced persons (IDPs) in Afghanistan," Accessed at: <http://www.internal-displacement.org/countries/afghanistan>

²⁵ United Nations High Commissioner for Refugees, "Asylum applications lodged in industrialized countries: Levels and trends, 2000-2002", March 11, 2003 and subsequent updates. Accessed at: <http://www.unhcr.org/cgi-bin/texis/vtx/search?page=search&skip=0&cid=49aea93aba&comid=4146b6fc4&keywords=Trends>. David Nakamura, "More Afghans pursue asylum", *The Washington Post*, November 28, 2010.

²⁶ General John Allen, "A Discussion on Afghanistan with General John Allen", The Brookings Institution, Mar 25, 2013. "U.S. Military Cargo Removal From Afghanistan To Cost \$5B to \$6B", *Agence France Presse*, March 31, 2013. Kevin Sieff, "Afghan army struggles with lack of reach", *The Washington Post*, July 10, 2013. Michelle Tan, "33,000 troops to go: 1-star outlines Afghanistan drawdown", *Military Times*, March 31, 2014.

²⁷ Special Inspector General for Afghanistan Reconstruction, "Quarterly Report to the United States Congress", January 30, 2009, p. 35. Accessed at: http://www.sigar.mil/reports/quarterlyreports/jan09/pdf/Report_-_January_2009.pdf. Special Inspector General for Afghanistan Reconstruction, "Quarterly Report to the United States Congress", January 30, 2010, p. 141. Accessed at: http://www.sigar.mil/reports/quarterlyreports/jan2010/pdf/SIGAR_Jan2010.pdf. Amy Belasco, "The Cost of Iraq, Afghanistan, and Other Global War on Terror Operations Since 9/11", *Congressional Research Service*, March 29, 2011. Accessed at: <http://www.fas.org/spp/crs/natsec/RL33110.pdf> (and subsequent updates). U.S. Department of State, "State and USAID - FY 2013 Budget Fact Sheet." U.S. Department of State, "State and USAID - FY 2014 Budget Fact Sheet." Office of the Under Secretary of Defense (Comptroller), "Budget Request Overview Book," April 2013. Susan Epstein, Alex Tiersky and Marian Lawson, "State, Foreign Operations, and Related Programs: FY2015 Budget and Appropriations", *Congressional Research Service*, May 27, 2014. Accessed at: <http://www.fas.org/spp/crs/row/R43569.pdf>. Department of Defense, "National Defense Budget Estimates for FY 2014", *Office of the Undersecretary of Defense (Comptroller)*, May 2013, and subsequent updates. Accessed at: http://comptroller.defense.gov/Portals/45/Documents/defbudget/fy2014/FY14_Green_Book.pdf

²⁸ CIA World Factbook, "Afghanistan Country Page", last updated July 24, 2008. Accessed at: <https://www.cia.gov/library/publications/the-world-factbook/geos/af.html>

²⁹ PBS, "A Woman Among Warlords: Afghanistan's National Assembly" Accessed at: <http://www.pbs.org/wnet/wideangle/episodes/a-woman-among-warlords/afghanistans-national-assembly/67/>. Afghanistan Research and Evaluation Unit, "The A to Z Guide to Afghan Assistance", Sixth Edition, February 2008, pp. 56-61. Accessed at: http://www.areu.org.af/index.php?option=com_frontpage&Itemid=25. Afghanistan Research and Evaluation Unit, "The A to Z Guide to Afghanistan Assistance, 2009". Accessed at: http://www.afghanconflictmonitor.org/AREU_AtoZguidedevelopmentassistance2009.pdf. Briefing to Michael O'Hanlon in Afghanistan, March 2011.

³⁰ Keith B. Richburg, "In Afghanistan, U.S. seeks to fix a tattered system of justice", *The Washington Post*, February 28, 2010. "Amid challenges, UN supports Afghan efforts to improve corrections facilities", *UN Assistance Mission in Afghanistan*, July 8, 2013. International Centre for Prison Studies, "Afghanistan Country Page", Accessed at: http://www.prisonstudies.org/info/worldbrief/wpb_country.php?country=86. United Nations Office on Drugs and Crime, "Country Programme for Afghanistan 2012-2014", p. 22. Accessed at: http://www.unodc.org/documents/afghanistan/New%20Country%20Programme/Country_Programme_for_Afghanistan_2012-2014_signed.pdf.

³¹ United Nations Office on Drugs and Crime, "2008 World Drug Report", p. 38. Accessed at: http://www.unodc.org/documents/wdr/WDR_2008/WDR_2008_eng_web.pdf. United Nations Office on Drugs and Crime, "Afghanistan Opium Survey 2008", November 2008, p. 5. Accessed at: http://www.unodc.org/documents/crop-monitoring/Afghanistan_Opium_Survey_2008.pdf. United Nations Office on Drugs and Crime, "2010 World Drug Report", p. 11. Accessed at: http://www.unodc.org/documents/wdr/WDR_2010/World_Drug_Report_2010_lo-res.pdf. United Nations Office on Drugs and Crime, "Afghanistan Opium Survey 2010", September 2010. Accessed at: http://www.unodc.org/documents/crop-monitoring/Afghanistan/Afg_opium_survey_2010_exsum_web.pdf. United Nations Office on Drugs and Crime, "2011 World Drug Report", p. 60. Accessed at: http://www.unodc.org/documents/data-and-analysis/WDR2011/World_Drug_Report_2011_ebook.pdf. United Nations Office on Drugs and Crime, "Afghanistan Opium Survey 2011", October 2011. Accessed at: http://www.unodc.org/documents/crop-monitoring/Afghanistan/Executive_Summary_2011_web.pdf. United Nations Office on Drugs and Crime, "2012 World Drug Report", p. 26. Accessed at: http://www.unodc.org/4BB7BDBA-DDFE-427E-AB95-EE0D39285112/FinalDownload/DownloadId-E97F0CFED54625AB62FC4329B6DECA6F/4BB7BDBA-DDFE-427E-AB95-EE0D39285112/documents/data-and-analysis/WDR2012/WDR_2012_web_small.pdf. United Nations Office on Drugs and Crime, "Afghanistan Opium Survey 2012", November 2012. Accessed at: http://www.unodc.org/documents/crop-monitoring/Afghanistan/Summary_Findings_FINAL.pdf. United Nations Office on Drugs and Crime, "2013 World Drug Report", Accessed at: http://www.unodc.org/unodc/secured/wdr/wdr2013/World_Drug_Report_2013.pdf. United Nations Office on Drugs and Crime, "Afghanistan Opium Survey 2013", November 2013. p.4. Accessed at: http://www.unodc.org/documents/crop-monitoring/Afghanistan/Afghan_report_Summary_Findings_2013.pdf.

³² Ibid.

³³ United Nations Office on Drugs and Crime, "Opium Winter Rapid Assessment Survey", February 2008, p. 3. Accessed at: <http://www.unodc.org/documents/crop-monitoring/Afghan-winter-survey-Feb08-short.pdf>. United Nations Office on Drugs and Crime, "Afghanistan Opium Survey 2008 Executive Summary", August 2008, p. 7. Accessed at: http://www.unodc.org/documents/publications/Afghanistan_Opium_Survey_2008.pdf. Ibid.

³⁴ Press Freedom Index 2007, compiled by "Reporters Without Borders" and released October 16, 2007 (and subsequent reports). Accessible at: <http://en.rsrf.org/press-freedom-index.html>.

³⁵ Transparency International Annual CPI reports accessed at: http://www.transparency.org/policy_research/surveys_indices/cpi

³⁶ Mohammad Ishaque Sarwari, "Development Outlook 2008: Islamic Republic of Afghanistan", *Asian Development Bank*. Accessed at: <http://www.adb.org/Documents/Books/ADO/2008/AFG.pdf>. Mohammad Ishaque Sarwari, "Development Outlook 2009: Islamic Republic of Afghanistan", *Asian Development Bank*. Accessed at: <http://www.adb.org/documents/books/ado/2009/AFG.pdf>. Asian Development Bank, "Asian Development Outlook 2011", p. 256. Accessed at: <http://www.adb.org/documents/books/ado/2011/ado2011-statisticalappendix.pdf>. Asian Development Bank, "Asian Development Outlook 2012", p. 260. Accessed at: <http://www.adb.org/sites/default/files/pub/2012/ado2012.pdf>. Asian Development Bank, "Asian

Development Outlook 2013", p. 294. Accessed at: <http://www.adb.org/sites/default/files/pub/2013/ado2013.pdf>. Asian Development Bank, "Asian Development Outlook 2014", p. 270. Accessed at: <http://www.adb.org/sites/default/files/pub/2014/ado-2014.pdf>.

³⁷ Special Inspector General for Afghanistan Reconstruction, "Quarterly Report to the United States Congress", July 30, 2009, p. 341. Accessed at: <http://www.sigar.mil/reports/quarterlyreports/Default.aspx>. Policy and Poverty Team South Asia Region, "Afghanistan Economic Update", World Bank, April 2010, p. 11. Accessed at: http://siteresources.worldbank.org/AFGHANISTANEXTN/Resources/305984-1264608805475/Afghanistan_Spring_Brief_April.pdf. Asian Development Bank, "Asian Development Outlook 2012", p. 255. Accessed at: <http://www.adb.org/sites/default/files/pub/2012/ado2012.pdf>. Asian Development Bank, "Asian Development Outlook 2013", p. 289. Accessed at: <http://www.adb.org/sites/default/files/pub/2013/ado2013.pdf>. International Monetary Fund, World Economic Outlook Database, July 9, 2013 update. Accessed at: <http://www.imf.org/external/pubs/ft/weo/2013/01/weodata/index.aspx>. Asian Development Bank, "Asian Development Outlook 2014", p. 275. Accessed at: <http://www.adb.org/sites/default/files/pub/2014/ado-2014.pdf>.

³⁸ ISAF, "Metrics Brief May 2010", unclassified briefing slides

³⁹ ISAF, "Metrics Brief May 2010", unclassified briefing slides

⁴⁰ Islamic Republic of Afghanistan Government Report, "Afghanistan National Development Strategy, 2008-2013", p. 78. Accessed at: http://www.and.s.gov.af/ands/final_ands/src/final/Afghanistan%20National%20Development%20Strategy_eng.pdf. Special Inspector General for Afghanistan Reconstruction, "Afghanistan Energy Supply Has Increased but An Updated Master Plan Is Needed and Sustainability Concerns Remain", p. 4 and 7. Accessed at: <http://www.sigar.mil/reports/pdf/audits/SIGAR%20Audit-10-4.pdf>. Katharine Houreld, "Afghan electric company struggles to make powerful customers pay", *Reuters*, April 15, 2013.

⁴¹ Islamic Republic of Afghanistan Government Report, "Afghanistan National Development Strategy, 2008-2013", p. 97. Accessed at: http://www.and.s.gov.af/ands/final_ands/src/final/Afghanistan%20National%20Development%20Strategy_eng.pdf. U.S. Department of Defense, "Report on Progress toward Security and Stability in Afghanistan", Report to Congress in Accordance with the 2008 National Defense Authorization Act, January 2009, p. 13. Accessed at: http://www.defenselink.mil/pubs/OCTOBER_1230_FINAL.pdf. U.S. Department of Defense, "Report on Progress toward Security and Stability in Afghanistan", Report to Congress in Accordance with the 2008 National Defense Authorization Act, June 2009, p. 51. Accessed at: http://www.defenselink.mil/pubs/pdfs/1230_June-2009Final.pdf. U.S. Department of Defense, "Report on Progress toward Security and Stability in Afghanistan", Report to Congress in Accordance with the 2008 National Defense Authorization Act, October 2009, p. 34. Accessed at: http://www.defense.gov/pubs/pdfs/October_2009.pdf. U.S. Department of Defense, "Report on Progress toward Security and Stability in Afghanistan", Report to Congress in Accordance with the 2008 National Defense Authorization Act, April 2010, p. 68. Accessed at: http://www.defense.gov/pubs/pdfs/Report_Final_SecDef_04_26_10.pdf. U.S. Department of Defense, "Report on Progress toward Security and Stability in Afghanistan", Report to Congress in Accordance with the 2008 National Defense Authorization Act, December 2012, p. 135. Accessed at: http://www.defenselink.mil/pubs/Report_on_Progress_toward_Security_and_Stability_in_Afghanistan_1230.pdf.

⁴² Islamic Republic of Afghanistan Government Report, "Afghanistan National Development Strategy, 2008-2013", pp. 114-116. Accessed at: http://www.and.s.gov.af/ands/final_ands/src/final/Afghanistan%20National%20Development%20Strategy_eng.pdf. Susan Wardak and Michael Hirth, "Defining the GAPS: The Case of Afghanistan", *Islamic Republic of Afghanistan Ministry of Education*, April 2009. Accessed at: http://www.afghan-web.com/education/case_afa_education.pdf. Strategic Advisory Group Headquarters ISAF, "Metrics Brief March 2009", unclassified briefing slides. Wahedullah Massoud, "No School for almost half of Afghan children: president", *Agence France Presse*, March 6, 2010. David Petraeus, "Newseum conversation with General David Petraeus", March 18, 2011. USAID, "Achievements in Afghanistan", February 2013.

⁴³ Islamic Republic of Afghanistan Government Report, "Afghanistan National Development Strategy, 2008-2013", p. 124. Accessed at: http://www.and.s.gov.af/ands/final_ands/src/final/Afghanistan%20National%20Development%20Strategy_eng.pdf. World Health Organization, "Afghanistan Mortality Country Fact Sheet 2006". Accessed at: http://www.who.int/whosis/mort/profiles/mort_emro_afg_afghanistan.pdf. Afghanistan Mortality Survey 2010, Afghan Public Health Institute of the Ministry of Public Health (MoPH) and the Central Statistics Organization of Afghanistan, December 2010, p. 183. Accessed at: <http://www.measuredhs.com/pubs/pdf/FR248/FR248.pdf>.

⁴⁴ USAID, "Achievements in Afghanistan", February 2013.

⁴⁵ Islamic Republic of Afghanistan Government Report, "Afghanistan National Development Strategy, 2008-2013", p. 109. Accessed at: http://www.and.s.gov.af/ands/final_ands/src/final/Afghanistan%20National%20Development%20Strategy_eng.pdf. World Bank, "Afghanistan Country Overview 2010", February 2010. Accessed at: <http://www.worldbank.org.af/WBSITE/EXTERNAL/COUNTRIES/SOUTHASIAEXT/AFGHANISTANEXTN/0,,contentMDK:20154015~menuPK:305992~pagePK:141137~piPK:141127~theSitePK:305985,00.html>. Afghanistan Mortality Survey 2010, Afghan Public Health Institute of the Ministry of Public Health (MoPH) and the Central Statistics Organization of Afghanistan, December 2010, p. 103. Accessed at: <http://www.measuredhs.com/pubs/pdf/FR248/FR248.pdf>.

⁴⁶ Asia Foundation, "Afghanistan in 2007: A Survey of the Afghan People". Accessed at: http://asiafoundation.org/publications/pdf/20_Asia_Foundation_Afghanistan_in_2007_A_Survey_of_the_Afghan_People.pdf. "Afghanistan in 2008: A Survey of the Afghan People". Accessed at: <http://asiafoundation.org/country/afghanistan/2008-poll.php>. Asia Foundation, "Afghanistan in 2009: A Survey of the Afghan People". Accessed at: <http://asiafoundation.org/country/afghanistan/2009-poll.php>. Asia Foundation, "Afghanistan in 2011: A Survey of the Afghan People". Accessed at: <http://asiafoundation.org/country/afghanistan/2011-poll.php>. Asia Foundation, "Afghanistan in 2012: A Survey of the Afghan People". Accessed at: <http://asiafoundation.org/country/afghanistan/2012-poll.php>. Asia Foundation, "Afghanistan in 2013: A Survey of the Afghan People". Accessed at: <http://asiafoundation.org/country/afghanistan/2013-poll.php>.

⁴⁷ Pakistan Institute for Peace Studies, "Pakistan Security Report", October 2008 (and subsequent monthly reports). Accessed at: http://san-pips.com/index.php?action=reports&id=psr_1.

⁴⁸ Ibid. Jane Perlez, "Karachi Turns Deadly Amid Pakistan's Rivalries", *The New York Times*, November 19, 2010.

⁴⁹ Ibid.

⁵⁰ Peter Bergen and Katherine Tiedemann, "Revenge of the Drones", *New America Foundation*, October 19, 2009. Accessed at: http://www.newamerica.net/publications/policy/revenge_drones. Peter Bergen and Katherine Tiedemann, "The Year of the Drone: An Analysis of U.S. Drone Strikes in Pakistan, 2004-2010", February 24, 2010. Accessed at: <http://counterterrorism.newamerica.net/drones>. Pakistan Senate, "Questions for Oral Answers and Their Profiles," October 30, 2013, Accessed at: http://www.senate.gov.pk/75B6ED1C-A8A4-406B-8D59-2D1B6CE107FD/FinalDownload/DownloadId-C8939BEE04AC248BF37E9898867C762/75B6ED1C-A8A4-406B-8D59-2D1B6CE107FD/uploads/documents/questions/1383111609_934.pdf.

⁵¹ Ibid.

⁵² Committee to Protect Journalists, "Journalists Killed in Pakistan". Accessed at: <http://www.cpj.org/killed/asia/pakistan/>.

⁵³ United Nations High Commissioner for Refugees, "Asylum applications lodged in industrialized countries: Levels and trends, 2000-2002", March 11, 2003 and subsequent reports. Accessed at: <http://www.unhcr.org/cgi-bin/texis/vtx/search?page=&comid=4146b6fc4&cid=49aea93aba&keywords=Trends>.

⁵⁴ International Monetary Fund, "World Economic Outlook", April 2009, p. 195. Accessed at: <http://www.imf.org/external/pubs/ft/weo/2009/01/index.htm>. International Monetary Fund, "World Economic Outlook", April 2010, p. 160. Accessed at: <http://www.imf.org/external/pubs/ft/weo/2010/01/pdf/text.pdf>. International Monetary Fund, "World Economic Outlook", April 2012, p. 195. Accessed at: <http://www.imf.org/external/pubs/ft/weo/2012/01/pdf/tables.pdf>. International Monetary Fund, "World Economic Outlook", April 2013, p. 154. Accessed at: <http://www.imf.org/external/pubs/ft/weo/2013/01/pdf/text.pdf>.

⁵⁵ K. Alan Kronstadt, "Direct Overt U.S. Aid and Military Reimbursements to Pakistan, FY2002-FY2010", *Congressional Research Service*, August 2009 (and subsequent updates). Accessed at: <http://www.fas.org/sqp/crs/row/pakaid.pdf>.