

Iraq Index
Tracking Variables of
Reconstruction & Security in Iraq

<http://www.brookings.edu/iraqindex>

July 2013

Foreign Policy at Brookings Tracks Security and Reconstruction in
Afghanistan, Iraq and Pakistan

Afghanistan Index » <http://www.brookings.edu/afghanistanindex>

Iraq Index » <http://www.brookings.edu/iraqindex>

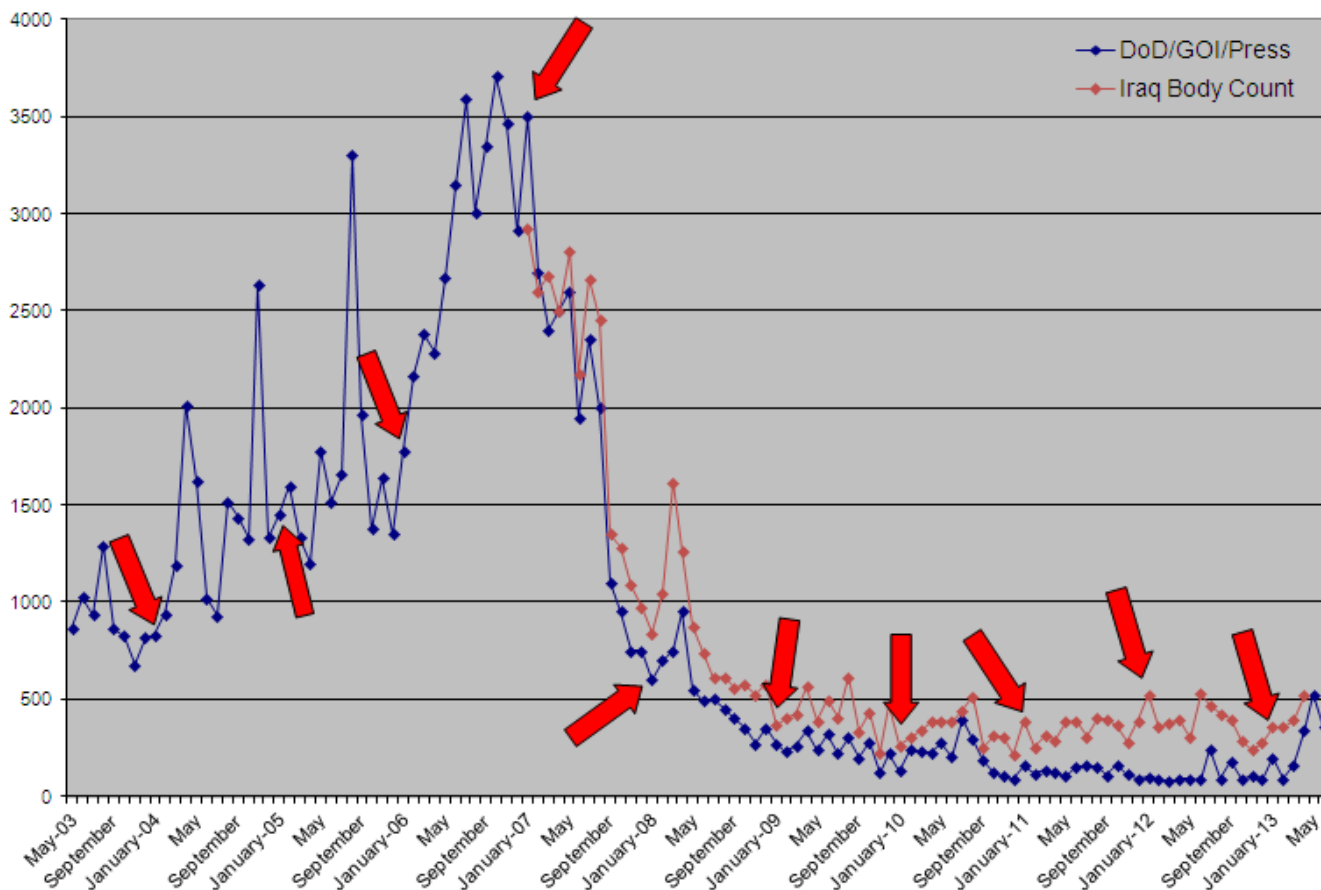
Michael E. O'Hanlon
Ian Livingston


For more information please contact Ian Livingston at ilivingston@brookings.edu

TABLE OF CONTENTS

	<i>Page</i>
Estimated Number of Iraqi Civilian Fatalities by Month, May 2003-Present.....	3
Gross Domestic Product Estimates and Projections, 2002-2013.....	4
Size of Iraqi Security Forces on Duty	4
Iraqi Military & Police Killed Monthly.....	4
U.S. Assistance to Iraq: FY2003-FY2013.....	5
Estimated Number of Al Qaeda Members in Iraq.....	5
Journalists Killed in Iraq.....	6
Number and Current Status of Sons of Iraq (SOI's) in Iraq.....	6
Number of Iraqi Asylum Applications by Country, 2006 thru 2012.....	7
Iraq's Rank in Reporters Without Borders' Annual Index of Press Freedom, 2003-2013.....	7
Iraq's Rank in Transparency International's Annual Corruption Perceptions Index (CPI).....	7
Current Membership & Status of Iraqi Cabinet.....	8
Fuel Production and Export.....	9
Monthly Oil Revenue from Exports, June 2003-Present.....	10
Comparison of Oil Revenue from Exports, 2003-2013.....	10
Electricity.....	11

ESTIMATED NUMBER OF IRAQI CIVILIAN FATALITIES BY MONTH, MAY 2003-PRESENT¹



 Signifies the start of a new calendar year

NOTE ON THIS GRAPH: See subset graphs on following page for exact monthly figures and explanations regarding sources and methodologies for various time periods.

Total Estimated Iraqi Civilian Fatalities, by Year (DoD/GOI/Press)

2003	2004	2005	2006	2007	2008	2009	2010	2011	2012	2013*
7,300	16,800	20,200	34,500	23,600	6,400	3,000	2,500	1,578	1,317	1,666

Total Estimated Iraqi Civilian Fatalities, by Year (Iraq Body Count)

2003	2004	2005	2006	2007	2008	2009	2010	2011	2012	2013**
12,093	11,608	16,180	19,114	25,501	9,839	5,132	4,109	4,147	4,573	1,629

*2013 totals are through June. Beginning May 2010, we have compiled information regarding civilian fatalities from Iraqi government figures and/or media confirmation of those figures. In July 2010, the U.S. military released figures much lower than the Iraqi government, but in many months over the 18 months prior, numbers were similar using both reporting methods.

**2013 totals are through May.

NOTE ON CHART: Intermittent United Nations public reporting has indicated higher totals at times since 2010. For instance, in May 2013, the UN reported² over 1,000 total deaths (civilian and security forces) compared to Iraqi government and *Agence France Presse* reports between 600 and 700. Additionally, in 2012, Iraq Body Count recorded 4,471 deaths³, or roughly three times our total for that year. We have added in Iraq Body Count totals as a comparative as it seems likely that official Government of Iraq and press reports are too low in recent years.

GDP ESTIMATES AND PROJECTIONS, 2002-2013⁴

	2002	2003	2004	2005	2006	2007	2008	2009	2010	2011e	2012e	2013e
Nominal GDP (in USD billion)	*	*	36.6	50.1	65.1	88.8	131.6	111.7	135.5	180.6	212.5	233.3
Of which non-oil GDP (%)	32.0	32.0	30.4	30.6	33.1	*	*	*	*	*	*	*
Per Capita GDP (USD)	802	518	1,352	1,794	2,266	3,003	4,328	3,575	4,278	5,529	6,305	6,708
Real GDP (% change)	-7.8	-41.4	59.7	4.4	10.1	1.4	6.6	5.8	5.9	8.6	8.4	9.0
Consumer Price Inflation (annual %)	19.0	34.0	32.0	32.0	64.8	4.7	6.8	-4.4	3.3	6.0	3.6	5.0

(e): IMF Estimates, *: Not Available

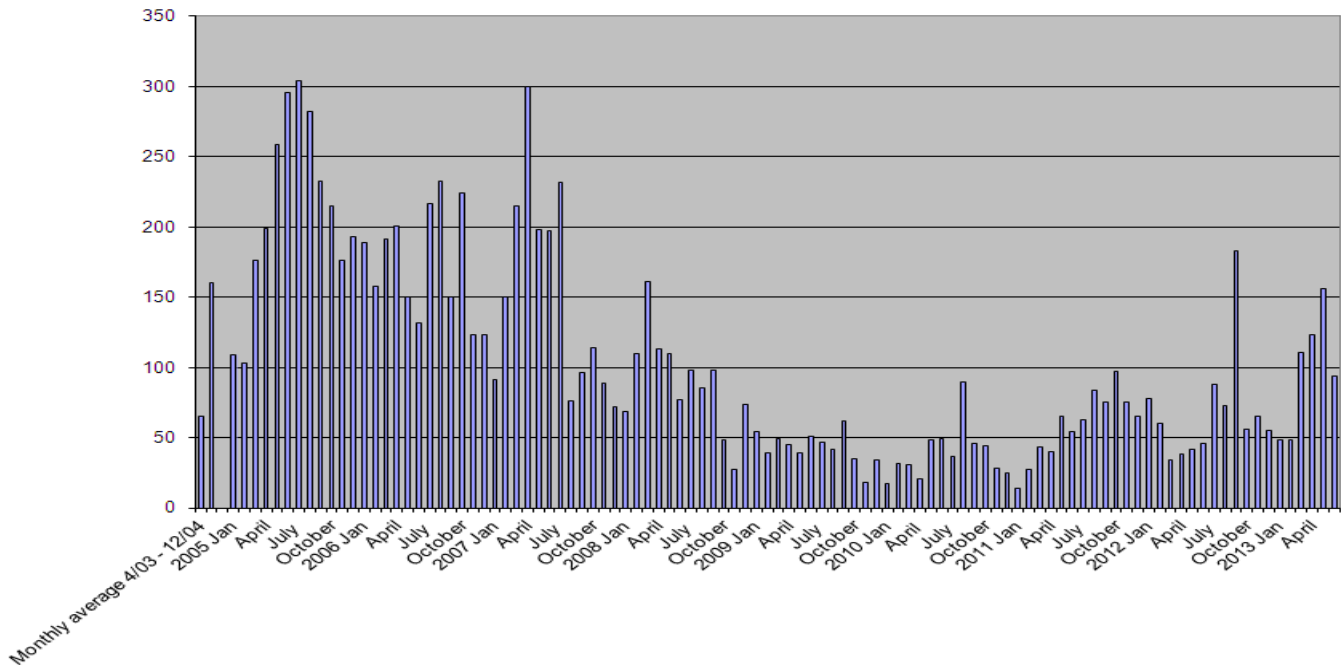
NOTE ON CHART: Nominal GDP is based on current (2013) U.S. dollars. Per capita GDP is based on current (2013) U.S. dollars, and is estimated from 2005 onward. Real GDP is based on constant prices of the national currency.

SIZE OF IRAQI SECURITY FORCES ON DUTY⁵

Year	Total Iraqi Security Forces
2003	99,600
2004	118,009
2005	223,700
2006	323,000
2007	439,678
2008	589,054
2009	664,000
2010	666,500
2011	670,000

NOTE ON CHART: Numbers are as of year end or as close to year end as possible.

IRAQI MILITARY & POLICE KILLED MONTHLY⁶



Total June 2003 through June 2013: 11,919

1,300 Iraqi military and police were killed between June 2003 and January 4, 2005 according to Iraqi Minister of Interior Falah Hasan Al-Naqib. Totals by year, since January 2005 as follows: 2005, 2,545; 2006, 2,091; 2007, 1,830; 2008, 1,070; 2009, 515; 2010, 468; 2011, 702; 2012, 818. From August 2011 through present, numbers are as reported by the Iraqi government.

U.S. ASSISTANCE TO IRAQ: 2003-2013⁷

	FY '03	04	05	06	07	08	09	10	11	12	Total 03-12	FY13 Est.	FY14 Request
IRRF	2,475	18,389	—	10	—	—	—	—	—	—	20,874		
ESF	—	—	—	1,535.4	1,677	429	541.5	382.5	325.7	250	5,140	262.9	22.5
Democracy Fund	—	—	—	—	250	75	—	—	—	—	325		
IFTA (Treasury Dept. Asst.)	—	—	—	13.0	2.8	—	—	—	—	—	15.8		
NADR	—	—	3.6	—	18.4	20.4	35.5	30.3	29.8	32	170	30.3	25.6
Refugee Accounts (MRA and ERMA)	39.6	.1	—	—	78.3	278	260	316	280	—	1,100		
IDA	22	—	7.1	.3	45	85	51	42	17	—	269		
Other USAID Funds	470	—	—	—	—	23.8	—	—	—	—	494		
INCLE	—	—	—	91.4	170	85	20	702	114.6	137	1,320	850	23.1
FMF	—	—	—	—	—	—	—	—	—	850	850	900	500
IMET	—	1.2	—	—	1.1	—	2	2	1.7	2	10	2	2
DOD—ISF Funding	—	—	5,391	3,007	5,542	3,000	1,000	1,000	1,155	—	20,095		
DOD—Iraq Army	51.2	—	210	—	—	—	—	—	—	—	261		
DOD—CERP	—	140	718	708	750	996	339	263	44.0	—	3,958		
DOD—Oil Repair	802	—	—	—	—	—	—	—	—	—	802		
DOD—Business Support	—	—	—	—	50.0	50.0	74.0	—	—	—	174		
Total	3,859	18,548	6,329	5,365	8,584	5,042	2,323	2,738	1,968	1,519	56,259	2,045.2	573.2

NOTE ON CHART: Appropriations/allocations in millions of U.S. dollars. Table prepared by Curt Tarnoff, Congressional Research Service Specialist in Foreign Affairs, May 2013. This table does not contain agency operational costs, except where these are embedded in the larger reconstruction accounts. About \$3.6 billion was spent for those functions in FY2012, and another \$2.7 billion was requested by State Department for these costs in FY2013. The FY2014 request is for \$1.18 billion in such costs. IG oversight costs estimated at \$417 million. IMET=International Military Education and Training; IRRF=Iraq Relief and Reconstruction Fund; INCLE=International Narcotics and Law Enforcement Fund; ISF=Iraq Security Force; NADR=Nonproliferation, Anti-Terrorism, Demining and Related; ESF=Economic Support Fund; IDA=International Disaster Assistance; FMF=Foreign Military Financing; ISF= Iraqi Security Forces.

ESTIMATED NUMBER OF AL QAEDA MEMBERS IN IRAQ⁸

Year	Number
June 2011	1,000
November 2011	800-1,000
October 2012	2,500

NOTE ON CHART: 200 were classified as “hard core” fighters as of a July 2010 report released by the U.S. military.

JOURNALISTS KILLED IN IRAQ⁹

2003	14	2009	4
2004	24	2010	5
2005	23	2011	5
2006	32	2012	0
2007	32	2013	0
2008	11	2003-13	150

NOTE ON CHART: In 2012, three journalists were killed in Iraq but motives have not been confirmed so they are not included.

NUMBER AND CURRENT STATUS OF SONS OF IRAQ (SOI) IN IRAQ¹⁰**BROAD FIGURES**

Number of SOI...	Sep '09	Dec '10	Nov '11	Early '13
Remaining in Program	83,575	54,179	50,000	30,000+
Percentage Transitioned	N/A	42%	N/A	70%
# to Iraqi Security Forces	4,565	8,748	N/A	N/A
# to Non-Security Employment	7,310	30,476	N/A	N/A

AS OF: July 2013

NOTE ON CHART: The majority of the estimated 25,000 volunteers that formed the Awakening Movement in Anbar province are **NOT included in the above U.S. figures.** The phrase “Sons of Iraq”, refers to Iraqi civilians who have volunteered to ally with U.S. forces in providing security against insurgents and militias at the local level.

NUMBER OF IRAQI ASYLUM APPLICATIONS BY COUNTRY, 2006 THRU 2012¹¹

YEAR	2006	2007	2008	2009	2010	2011	2012
TOTAL	22,761	45,514	39,600	24,319	20,572	23,743	19,584

IRAQ'S RANK IN REPORTERS WITHOUT BORDERS' ANNUAL INDEX OF PRESS FREEDOM, 2003-2013¹²

YEAR	SCORE	RANK	NUMBER OF COUNTRIES SURVEYED
2013	44.7	150	179
2011-12	75.3	152	178
2010	45.6	130	178
2009	53.3	145	175
2008	59.4	158	173
2007	67.8	157	169
2006	66.8	154	168
2005	67.0	157	167
2004	58.5	148	167
2003	37.5	124 (T)	166

NOTE ON INDEX OF PRESS FREEDOM TABLE: The ratings are based on a questionnaire with 50 criteria for assessing the state of press freedom in each country. It includes every kind of violation directly affecting journalists (such as murders, imprisonment, physical attacks and threats) and news media (censorship, confiscation issues, searches and harassment). In addition to taking into account abuses attributable to the state, those carried out by armed militias, clandestine organizations or pressure groups are also considered.

The lower the score attained, the higher the degree of press freedom in that respective country. Although there is no specific information given regarding how the overall score was compiled, the top-rated countries for 2007 received an overall score of 0.75, with the median receiving a score of 25.3. The overall average score for the Index was 31.5.

IRAQ'S RANK IN TRANSPARENCY INTERNATIONAL'S ANNUAL CORRUPTION PERCEPTIONS INDEX (CPI)¹³

YEAR	RANK	NUMBER OF COUNTRIES SURVEYED
2012	169	176
2011	175	183
2010	175	178
2009	176	180
2008	178 (T)	180
2007	178	180
2006	160 (T)	163
2005	137 (T)	159
2004	129 (T)	146
2003	113 (T)	133

(T): Indicates years Iraq's score tied with one or more other country.

NOTE ON THIS CHART: The CPI is a composite index that draws on 14 expert opinion surveys. It scores countries on a scale from zero to ten, with zero indicating high levels of perceived corruption and ten indicating low levels of perceived corruption. Due to a lack of reliable data, Iraq was not included in the CPI survey for the years 2001 and 2002.

IRAQ NATIONAL UNITY GOVERNMENT CURRENT MEMBERSHIP & STATUS OF CABINET¹⁴

	NAME	TITLE/MINISTRY	SECTARIAN GROUP	POLITICAL AFFILIATION
LEADERSHIP	Nuri al-Maliki	Prime Minister	Shiite	State of Law Coalition
	Salih al-Mutlak	Deputy Prime Minister	Sunni	Al Iraqiyah
	Hussein al-Shahristany	Deputy Prime Minister	Shiite	State of Law / Independent
	Ros Nuri Shawis	Deputy Prime Minister	Sunni	Kurdistan Alliance
	Jalal Talibani	President	Kurd	Democratic Patriotic Alliance of Kurdistan
	Khudair al-Khuzaii	Vice President	Shiite	State of Law Coalition
	Tariq al-Hashemi	Vice President	Sunni	Al Iraqiyah
	Usama al-Nujaifi	Parliament Speaker	--	Al Iraqiyah
	Qusay al-Suheil	First Deputy Speaker	--	National Iraqi Alliance
Arif Tayfour	Second Deputy CoR Speaker	--	Kurdistan Alliance	
Ali al-Shukri	Planning	--	Sadrist	
Sadum al-Dulaymi	Culture	TBD	Other	
Ali al-Adeib	Higher Education	Shiite	State of Law / Dawa	
Ebtihal al-Zaidi	Minister of State for Women's Affairs	--	State of Law Coalition	
Ali Abdullah al-Sajri	Minister of State for Foreign Affairs	--	Other	
Khairallah Hassan Babikir	Trade	--	Kurdistan Alliance	
Muhammad Tamim	Education	Arab	Al Iraqiyah	
Fali Faysal Fahad al-Fayyad (acting)	Minister of State for National Security	--	--	
Abdulkareem al-Loaybi	Oil	Shiite	National Iraqi Alliance	
Majeed Mohammed Ameen	Health	Sunni Kurd	Kurdistan Alliance	
Ezz al Deen al-Dawla	Agriculture	--	Shiite	
Liwa'a Smisim	Tourism & Antiquities	Shiite	National Iraqi Alliance / Sadrist	
Turhan Mudhir al-Mufti	Provincial Affairs	TBD	Other	
Hadi al-Amiry	Transportation	Shiite	National Iraqi Alliance / Badir Org.	
Dakheel Qasim Hassoum	Civil Society	--	Kurdistan Alliance	
Hassan al-Shimary	Justice	Shiite	National Iraqi Alliance / Fadilah	
Nassar al-Rubaiy	Labor & Social Affairs	Shiite	National Iraqi Alliance / Sadrist	
Adil Mhoudir Rathi Mahoud al-Maliki	Municipalities & Public Works	--	National Iraqi Alliance	
Rafi al-Esawi	Finance	Sunni	Al Iraqiyah	
Muhammad Alawi	Communications	Shiite	Al Iraqiyah	
Saadoun al-Dulaimi (acting)	Defense	--	National Iraqi Alliance	
Abdulkareem al-Samariy	Science & Technology	Sunni	Al Iraqiyah	
Muhammad Shiaa	Human Rights	Shiite	State of Law Coalition	
Nuri al-Maliki (acting)	Interior	Shiite	State of Law Coalition	
Abd al-Karim Aftan Ahmad al-Jumayli	Electricity	--	--	
Muhanad Salaman al-Sa'adi	Water Resources	Sunni	Al Iraqiyah	
Sarkon Sarkon Slioh	Environment	Christian	Other	
Muhammed Salih al-Daraji	Housing & Construction	Shiite	National Iraqi Alliance	
Ahmed Nasir al-Karbouly	Industry & Minerals	Sunni	Al Iraqiyah	
Hoshyar Mahmud Zebari	Foreign Affairs	Kurd	Kurdistan Alliance	
Dindar Najman	Displacement & Migration	Sunni Kurd	Kurdistan Alliance	
Jasim Muhammad Jafar	Youth & Sports	Shiite	National Iraqi Alliance	
Safa al-Din al-Safi	Council of Representative Affairs	--	--	

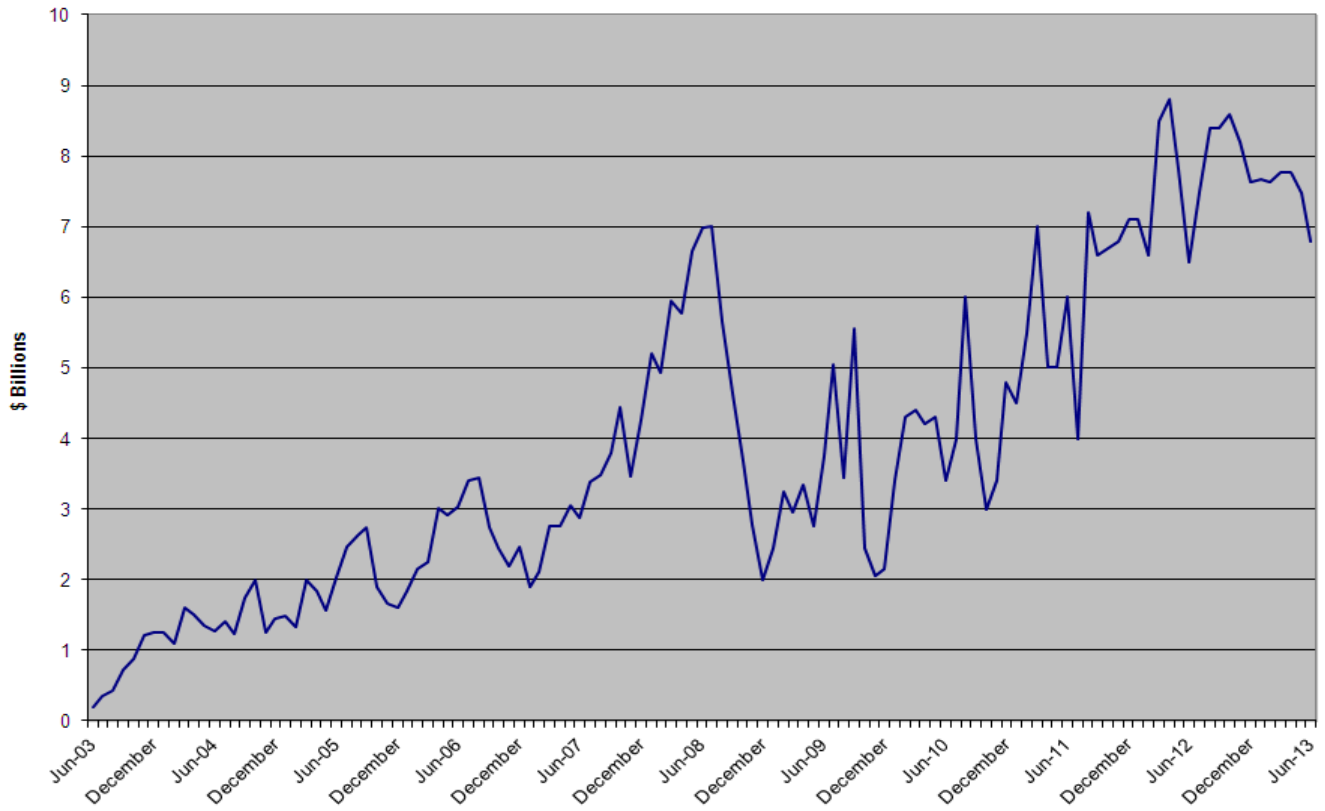
AS OF: End 2012

FUEL PRODUCTION AND EXPORT¹⁵

Time	Millions of barrels/day		Time	Millions of barrels/day	
	Crude oil production	Crude oil export		Crude oil production	Crude oil export
Estimated prewar level	2.5	1.7-2.5	June	2.52	1.96
May 2003	0.3	0	July	2.54	1.85
June	0.675	0.2	August	2.50	1.70
July	0.925	0.322	September	2.37	1.65
August	1.445	0.646	October	2.37	1.69
September	1.7225	0.983	November	2.40	1.88
October	2.055	1.149	December	2.35	1.73
November	2.1	1.524	January 2009	2.15	1.89
December	2.30	1.541	February	2.32	1.69
January 2004	2440	1.537	March	2.38	1.93
February	2.276	1.382	April	2.37	1.82
March	2.435	1.825	May	2.41	1.90
April	2.384	1.804	June	2.43	1.91
May	1.887	1.380	July	2.48	2.03
June	2.295	1.148	August	2.48	2.00
July	2.2	1.406	September	2.50	1.95
August	2.112	1.114	October	2.50	1.89
September	2.514	1.703	November	2.37	1.92
October	2.46	1.542	December	2.40	1.91
November	1.95	1.320	January 2010	2.46	1.92
December	2.16	1.520	February	2.44	2.05
January 2005	2.10	1.367	March	2.25	1.84
February	2.10	1.431	April	2.38	1.74
March	2.09	1.394	May	2.35	1.88
April	2.14	1.398	June	2.41	1.86
May	2.1	1.308	July	2.30	1.82
June	2.17	1.377	August	2.32	1.82
July	2.17	1.550	September	2.35	2.00
August	2.16	1.504	October	2.35	1.89
September¹⁶	2.11	1.60	November	2.35	1.92
October	1.91	1.239	December	2.50	2.04
November	1.98	1.168	January 2011	2.63	2.16
December	1.92	1.071	February	2.52	2.20
January 2006	1.73	1.05	March	2.48	2.16
February	1.83	1.47	April	2.52	2.13
March	2.10	1.32	May	2.55	2.03
April	2.14	1.60	June	2.56	2.19
May	2.13	1.51	July	2.37	1.82
June	2.30	1.67	August	n/a	2.19
July	2.22	1.68	September	n/a	2.10
August	2.24	1.68	October	n/a	2.09
September	2.34	1.65	November	n/a	2.14
October	2.26	1.55	December	n/a	2.15
November	2.10	1.44	January 2012	2.75	2.11
December¹⁷	2.15	1.45	February	n/a	2.01
January 2007	1.66	1.30	March	n/a	2.32
February	2.08	1.50	April	2.89	2.51
March	2.08	1.58	May	n/a	2.45
April	2.14	1.50	June	n/a	2.40
May	2.03	1.64	July	3.00	2.52
June	2.00	1.47	August	n/a	2.56
July	2.07	1.71	September	n/a	2.60
August	1.91	1.69	October	n/a	2.62
September	2.30	1.90	November	3.17	2.62
October	2.34	1.91	December	n/a	2.34
November	2.38	1.88	January 2013	2.97	2.35
December	2.42	1.93	February	3.14	2.54
January 2008	2.24	1.93	March	3.15	2.42
February	2.39	1.93	April	n/a	2.60
March	2.38	1.93	May	n/a	2.48
April	2.40	1.88	June	n/a	2.33
May	2.50	1.96			

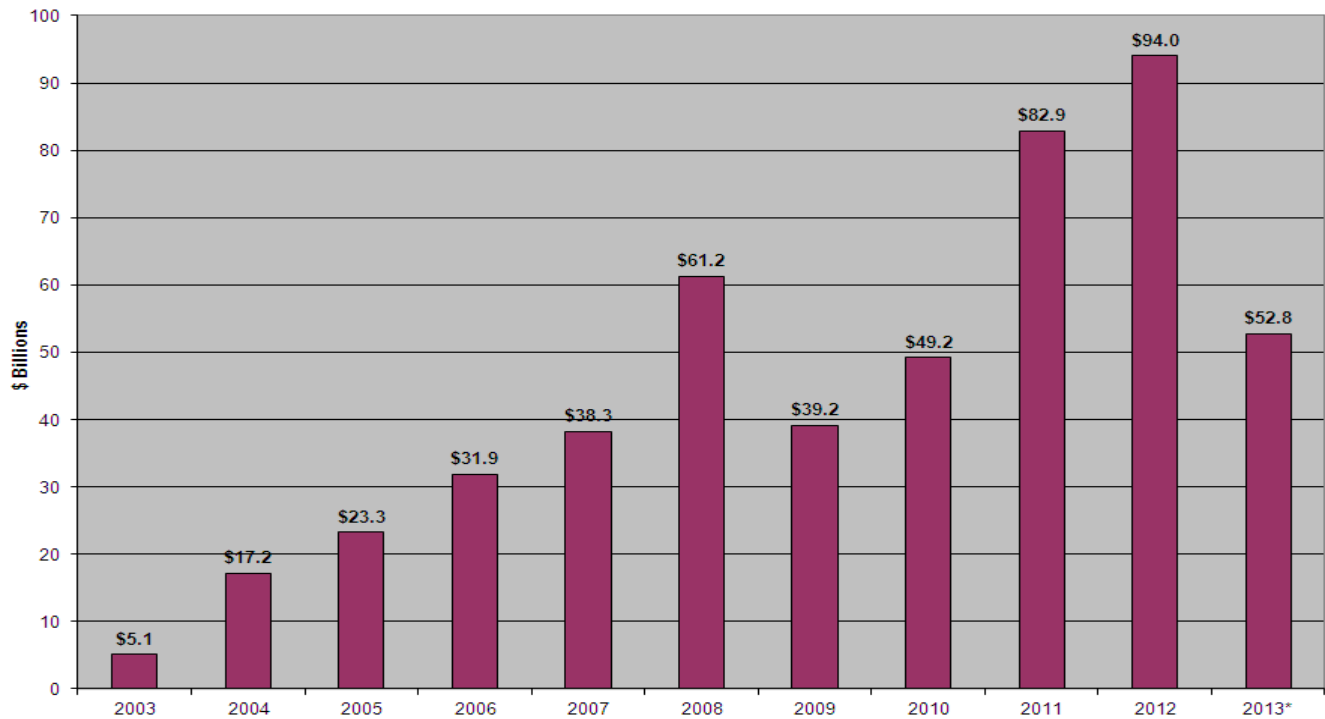
NOTE ON FUEL TABLE: Above data as of July 2013.

MONTHLY OIL REVENUE FROM EXPORTS, JUNE 2003-PRESENT¹⁸



NOTE: In 2011, the U.S. State Department discontinued their public tracking of oil revenue. Since that time, Iraqi government reports have been used to continue the graph. Due to the source change, 2011 numbers in this chart do not equal the final (actual) reported revenue for 2011 shown below.

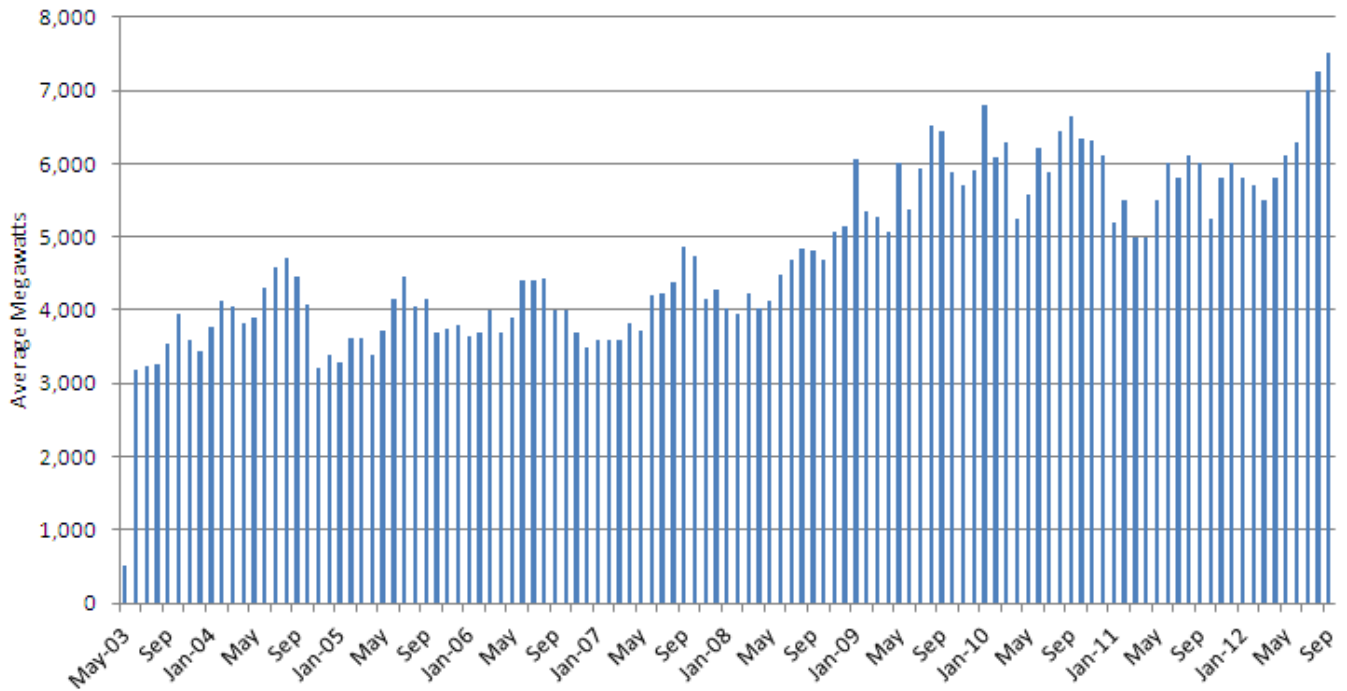
COMPARISON OF OIL REVENUE FROM EXPORTS, 2003-2013¹⁹



THRU: June 2013

NOTE: Data for oil revenue collected by the post-Saddam Iraqi government begins in June 2003. Figures depict the total amount of revenue collected for each respective year, except for 2013 which is through June.

ELECTRICITY²⁰



NOTE: The estimated pre-war generation was 3,958 megawatts per month. As of late 2012, energy produced was enough to provide the typical Iraqi consumer 10-12 hours of power a day. Production from the Kurdistan region has not been included in MOE reports since 2011, but was included in U.S. State Department reports prior.

¹ Information for May 2003-December 2005 is based upon data from Iraq Body Count. The data for war-related fatalities was calculated at 1.75 times our IBC-based numbers, reflecting the fact that estimates for civilian casualties from the Iraqi Ministry of the Interior were 75 percent higher than those of our Iraq Body Count-based estimate over the aggregate May 2003 – December 2005 period. During this time, we separately studied the crime rate in Iraq, and on that basis estimated 23,000 murders throughout the country. In order to add these back in to our estimate, we used estimated monthly murder rates for Baghdad as a guide in proportionally allocating these 23,000 additional fatalities. CENTCOM, Unclassified briefing slides (monthly through April 2010). "Iraqi civilian toll in May highest this year", *Agence France Presse*, June 1, 2010. "Iraq death toll falls sharply in June: ministries", *Agence France Presse*, June 30, 2010. "426 killed in Iraq as US ended combat mission", *Agence France Presse*, September 1, 2010. "Iraq sees lowest monthly toll from violence since January", *Agence France Presse*, October 1, 2010. Muhanad Mohammed, "Iraq war victims down in October, despite Church siege", *Reuters*, November 1, 2010. Aseel Kami, "Civilian deaths decline in Iraq for third month", *Reuters*, December 1, 2010. "Iraqi civilian deaths down in 2010", *Reuters*, January 1, 2011. "Iraq Casualties Rise in January", *Radio Free Europe / Radio Liberty*, February 1, 2011. "Iraq has fewer violent deaths in February", *Reuters*, March 1, 2011. "Number of violent deaths rises in Iraq in March", *Reuters*, April 1, 2011. "Iraqi violent deaths, but injuries drop in April", *Reuters*, May 1, 2011. "Iraq civilian deaths lowest this year in May", *Reuters*, June 1, 2011. Aseel Kami, "Iraq civilian deaths in July match highest for 2011", *Reuters*, August 1, 2011. Jim Loney, "Iraq toll still high a year after U.S. combat halt", *Reuters*, September 1, 2011. Aseel Kami, "Iraq civilian deaths in Sept second lowest this year", *Reuters*, October 2, 2011. "Iraq civilian deaths rise in January-govt figures", *Reuters*, February 1, 2012. Mohammed Ameer, "Iraq monthly death toll 151 in February", *Reuters*, March 2, 2012. Sameer N. Yacoub, "March deaths Iraq's lowest since 2003", *Associated Press*, April 2, 2012. "UN Says 613 Civilians Killed In Iraq This Year", *Radio Free Europe/Radio Liberty*, April 10, 2012. Aseel Kami, "Iraq civilian deaths climb in April: govt figures", *Reuters*, May 1, 2012. Sameer N. Yacoub, "Iraqi figures show slight growth in death toll", *Associated Press*, June 2, 2012. "Iraq attacks kill at least 282 in June", *Agence France Presse*, July 1, 2012. Tim Arango, "Dozens Killed in Rising Iraqi Violence, Including at Least 40 by Truck Bomb", *New York Times*, July 3, 2012. "Iraq violence drops off sharply in October", *Agence France Presse*, November 1, 2012. "Iraq violence rises in November", *Agence France Presse*, December 1, 2012. "Iraq December death toll down despite wave of unrest", *Agence France Presse*, January 1, 2013. "Iraq death toll spikes in January", *Agence France Presse*, February 1, 2013. "Iraq monthly death toll down in February", *Reuters*, March 2, 2013. "Oil tanker bombing kills nine in Iraq", *Reuters*, April 1, 2013. W.G. Dunlop, "Wave of Iraq violence kills 460 in April", *Agence France Presse*, May 1, 2013. "Iraq hit by worst violence since 2008", *Agence France Presse*, June 1, 2013. Prashant Rao, "Iraq attacks kill 41 as unrest surges", *Agence France Presse*, July 1, 2013. Iraq Body Count, "Documented civilian deaths from violence: monthly table", Accessed at: <http://www.iraqbodycount.org/database/>.

² "UN Casualty Figures for May: More than one thousand Iraqis killed", United Nations Assistance Mission for Iraq, June 1, 2013.

³ "Iraqi civilian deaths rise in 'low-level war': study", *Reuters*, January 1, 2013.

⁴ Measuring Stability and Security in Iraq October 2005, Report to Congress In Accordance with Conference Report 109-72, Emergency Supplemental Appropriations Act, 2005, page 11. Information from World Bank and IMF. Measuring Stability and Security in Iraq November 2006, Report to Congress In Accordance with Conference Report 109-72, Emergency Supplemental Appropriations Act, 2005, page 12. Measuring Stability and Security in Iraq March 2007, Report to Congress In Accordance with Conference Report 109-72, Emergency Supplemental Appropriations Act, 2005, page 9. UN Economic and Social Commission for Western Asia, "Estimates and Forecasts for GDP Growth in the ESCWA Region, 2007-2008", p. 21. Accessed at: <http://www.escwa.un.org/information/publications/edit/upload/ead-08-tm1.pdf>. International Monetary Fund, "World Economic Outlook Database 2010," October 2010. Accessed at: <http://www.imf.org/external/pubs/ft/weo/2010/02/weodata/index.aspx> (and subsequent updates)

⁵ Iraq Weekly Status Report, *Department of State*. Accessed at: <http://www.state.gov/p/nea/rls/rpt/iraqstatus/>. From February 2005 to the present, our source differentiates between the terminology "trained and equipped" for police, in which unauthorized absences personnel are included, and "operational" for the National Guard and Armed Forces, in which unauthorized absences personnel are not included. As many as 5,000 recruits from Sunni areas have joined the Iraqi Armed Forces in the past several months. *National Strategy for Victory in Iraq*, National Security Council, November 2005, page 21. Units at level three are fighting alongside Coalition units. Level two units are "in the lead" – this level is the critical achievement that marks the point at which a unit can take over its own battle space. Units at level two can control their own areas of responsibility and, therefore, allow Coalition units to focus elsewhere. Measuring Stability and Security in Iraq July 2009, Report to Congress in Accordance with the Department of Defense Appropriations Act 2006 (Section 9010), p. 37. Measuring Stability and Security in Iraq September 2009, Report to Congress in Accordance with the Department of Defense Appropriations Act 2008 (Section 9204), p. 40. Ian Livingston, Heather Messera and Michael O'Hanlon, "States of Conflict: An Update", *The New York Times*, April 10, 2011.

⁶ Monthly figures from January 2005 through July 2011 from Iraq Coalition Casualty Count, (<http://www.icasualties.org/Iraq/IraqiDeaths.aspx>). Jim Loney, "Iraq toll still high a year after U.S. combat halt", *Reuters*, September 1, 2011. Aseel Kami, "Iraq civilian deaths in Sept second lowest this year", *Reuters*, October 2, 2011. Jim Loney, "Iraq casualty toll rises in October", *Reuters*, November 2, 2011. Patrick Markey, "Iraqi civilian deaths fall before U.S. troops leave", *Reuters*, December 2, 2011. Mohammed Ameer, "Iraqi civilian deaths in December lowest level in 2011", *Reuters*, January 1, 2012. Mohammed Ameer, "Iraq monthly death toll 151 in February", *Reuters*, March 2, 2012. Sameer N. Yacoub, "March deaths Iraq's lowest since 2003", *Associated Press*, April 2, 2012. "UN Says 613 Civilians Killed In Iraq This Year", *Radio Free Europe/Radio Liberty*, April 10, 2012. Aseel Kami, "Iraq civilian deaths climb in April: govt figures", *Reuters*, May 1, 2012. Sameer N. Yacoub, "Iraqi figures show slight growth in death toll", *Associated Press*, June 2, 2012. "Iraq attacks kill at least 282 in June", *Agence France Presse*, July 1, 2012. "Iraq violence drops off sharply in October", *Agence France Presse*, November 1, 2012. "Iraq violence rises in November", *Agence France Presse*, December 1, 2012. "Iraq December death toll down despite wave of unrest", *Agence France Presse*, January 1, 2013. "Iraq death toll spikes in January", *Agence France Presse*, February 1, 2013. "Iraq monthly death toll down in February", *Reuters*, March 2, 2013. "Oil tanker bombing kills nine in Iraq", *Reuters*, April 1, 2013. W.G. Dunlop, "Wave of Iraq violence kills 460 in April", *Agence France Presse*, May 1, 2013. "Iraq hit by worst violence since 2008", *Agence France Presse*, June 1, 2013. Prashant Rao, "Iraq attacks kill 41 as unrest surges", *Agence France Presse*, July 1, 2013.

⁷ Kenneth Katzman, "Iraq: Politics, Governance, and Human Rights", Congressional Research Service, June 3, 2013. Accessed at: <http://www.fas.org/sfp/crs/mideast/RS21968.pdf>.

⁸ David Kenner, "Panetta: 1,000 al Qaeda terrorists still in Iraq", *Foreign Policy's The Cable*, June 9, 2011. Qassim Abdul-Zahram, "Al-Qaeda making comeback in Iraq, officials say", *USA Today*, October 9, 2012.

⁹ Rick Jervis, Peter Johnson and Jim Drinkard, "Iraq Bombing Highlights Dangers Journalists Face," *USA Today*, January 30, 2006 and Committee to Protect Journalists, <http://www.cpj.org>. "4 British soldiers and a Kuwaiti interpreter killed in an ambush in southern Iraq, military says", *Associated Press Worldstream*, April 5, 2007. Paul Schemm, "Nine coalition troops and 59 Iraqis killed", *Agence France Presse*, May 6, 2007. Hamid Ahmed, "3 Iraqi Journalists Killed in Drive-by Shooting in Northern Iraq", *Associated Press*, May 9, 2007. Ravi Nessman, "Two Iraqi Journalists working for ABC News killed in ambush, ABC says", *Associated Press Worldstream*, May 18, 2007.

¹⁰ Cara Buckley, "U.S. Military Plans To Bolster Iraqi Sentry Forces By 10,000", *New York Times*, November 29, 2007. Amit R. Paley and Karen De Young, "Iraq's Quality of Life Marked by Slow Gains, Many Setbacks", *Washington Post*, November 30, 2007. Jim Michaels, "In Baghdad, Hope That Sects Will Continue to 'Play Nice'", *USA Today*, December 6, 2007. Karen De Young and Amit R. Paley, "U.S. Plans to Form Job Corps for Iraqi Security Volunteers", *Washington Post*, December 7, 2007. Rear Admiral Gregory Smith, Press Conference from Iraq, December 9, 2007. Accessed at: http://www.mnf-iraq.com/index.php?option=com_content&task=view&id=15703&Itemid=131 Special Inspector General for Iraq Reconstruction, *Quarterly Report and Semiannual Report*, April 30, 2008, p. 107. Amit R. Paley, "U.S. Enlists and Arms Patrols in Sadr City", *Washington Post*, June 12, 2008. Special Inspector General for Iraq Reconstruction, *Quarterly Report and Semiannual Report*, July 30, 2008, page 94. Accessed at: <http://www.sigir.mil/reports/quarterlyreports/default.aspx> Hamza Hendawi, Iraq moves against some US-backed Sunni fighters", *Associated Press*, August 18, 2008. Shaun Waterman, "Shi'ite Resistance To Sunnis Threatens Progress of Surge", *United Press International*, August 27, 2008. Erica Goode, "U.S.

Military Will Transfer Control of Sunni Citizen Patrols to Iraqi Government”, *New York Times*, September 2, 2008. Mary Beth Sheridan, “A Delicate Changing of the Guard”, *Washington Post*, October 2, 2008. Adam Ashton, “Iraqi Government to Take Control of Sunni Militia”, *Miami Herald*, December 27, 2008. “Anbar Sons of Iraq Transfer Complete”, February 9, 2009, Multi-National Corps-Iraq press release. Measuring Stability and Security in Iraq March 2009, Report to Congress in Accordance with the Department of Defense Appropriations Act 2006 (Section 9010), p. vi (and subsequent reports). Julian E. Barnes, “Analysts See Iraq on Edge”, *Chicago Tribune*, August 23, 2009. Multi-National Forces Iraq, Unclassified Slide packet, September 19, 2009. Office of the Special Inspector General for Iraq Reconstruction, “Sons of Iraq Program: Results are Uncertain and Financial Controls Were Weak”, January 28, 2011, p. 17. Andrew E. Kramer, “Pro-American Militia Members Die in Blast in Iraq”, *New York Times*, November 4, 2011. Kenneth Katzman, “Iraq: Politics, Governance, and Human Rights”, Congressional Research Service, June 3, 2013. Accessed at: <http://www.fas.org/sgp/crs/mideast/RS21968.pdf>.

¹¹ UN High Commission on Refugees, “Asylum Levels and Trends in Industrialized Countries”, March 18, 2008 and subsequent updates. Accessed at: <http://www.unhcr.org/doclist/statistics/4146b6fc4.html>

¹² Press Freedom Index 2008, compiled by “Reporters Without Borders” and released October 22, 2007. Accessible at: http://www.rsf.org/article.php3?id_article=29031

¹³ Transparency International Annual CPI reports accessed at: http://www.transparency.org/policy_research/surveys_indices/cpi

¹⁴ “Iraq’s Shrinking Government”, *Agence France Presse*, August 7, 2007. “Iraq’s Leadership”, website of Private Security Company Association of Iraq. Accessed at: <http://www.psc.ai.org/iraqleadership.html> Amit R. Paley, “Iraq Moves to Repeal Immunity for Guards”, *Washington Post*, October 31, 2007. “Sunnis rejoin Iraqi cabinet”, *Al-Jazeera English*, July 19, 2008. Accessed at:

<http://english.aljazeera.net/news/middleeast/2008/07/2008719111331910689.html> Iraq Weekly Status Report, *Department of State*. Accessed at: <http://www.state.gov/p/nea/rls/rpt/iraqstatus/>. “Chiefs of State and Cabinet Members of Foreign Governments: Iraq”, Infoplease.com, accessed at: <http://www.infoplease.com/world/leaders/iraq.html>. Kelly McEvers, “Fiery Iraqi Cleric’s Political Party Puts On New Face”, *NPR*, July 19, 2011.

¹⁵ Iraq Weekly Status Report, *Department of State*. Accessed at: <http://www.state.gov/p/nea/rls/rpt/iraqstatus/>. The numbers for crude oil production, diesel, kerosene, gasoline/benzene, and liquid petroleum gas represent average data from the entire month, and are thus based on multiple Weekly Status Reports. The crude oil export reflects the total for the month. For all categories, data for a complete month is typically available in the Weekly Status Report for the first week of the next month. Ben Lando and Kamaran Al-Najar, “Oil revenues high, despite export disruptions”, *Iraq Oil Report*, September 23, 2011. “Iraq Oil Exports Down in October”, *Reuters*, November 1, 2011. “Iraq oil exports down, income up in Oct.”, *Iraq Oil Report*, November 23, 2011. “Iraq December oil exports up slightly”, *Associated Press*, January 23, 2012. Kadhim Ajrash and Nayla Razzouk, “Iraq’s February Crude Output Exceeds 2 Million Barrels a Day”, *Bloomberg News*, Mar 1, 2012. “Iraq oil exports, revenues decline in February”, *Associated Press*, March 25, 2012. Kadhim Ajrash, “Iraq’s April Crude Oil Exports Rose to Highest in ‘Decades’”, *Bloomberg News*, May 1, 2012. “Iraq’s oil exports drop by 2.2 percent in May”, *Associated Press*, June 3, 2012. June 23, 2013. “Iraq’s well-timed oil boom: A concise guide”, *The Week*, June 4, 2012. “Iraq’s Oil Revenues Drop by 17.6% in June”, *Associated Press*, July 2, 2012. Kadhim Ajrash & Nayla Razzouk, “Iraq Says Exported 2.52 Million Barrels a Day of Oil in July”, *Bloomberg*, Aug 1, 2012. Iraq oil exports hit 30-year high, *Associated Press*, September 2, 2012. John Lee, “Sept Oil Exports Highest for Decades”, *Iraq Business News*, October 2, 2012. “Iraq’s oil exports increase 1.1 percent in October”, *Associated Press*, November 22, 2012. Ahmed Rasheed, “Iraq oil exports 2.62 mln bpd in Nov: oil ministry”, *Reuters*, December 4, 2012. “Iraq Oil revenue falls in Nov., rises year-to-date”, *MarketWatch*, December 4, 2012. Ola Galal, “Iraq Daily Oil Output Exceeds 3.2 Million Barrels”, *Bloomberg*, December 22, 2012. Hassan Hafidh, “Iraq December Oil Exports Down 11% On Month -Sources”, *Wall Street Journal*, January 7, 2013. “Iraq PM holds rare talks with Exxon chief”, *Agence France Presse*, January 21, 2013. Kadhim Ajrash & Nayla Razzouk, “Iraq Crude Exports Rose in January for First Time Since October”, *Bloomberg*, February 21, 2013. Kadhim Ajrash, “Iraq to Invest \$130 Billion in Upstream Oil Sector Over 5 Years”, *Bloomberg*, March 16, 2013. Ahmed Rasheed, “UPDATE 1-Iraq oil exports at 2.417 mln bpd in March”, *Reuters*, April 3, 2013. Omar al-Shaher, “Iraq Announces Increased Oil Exports in March”, *Al-Monitor*, April 25, 2013. “Iraq oil exports rose to 2.6m b/d in April: Minister”, *The Peninsula*, May 1, 2013. “Iraq oil exports dip on weather, sabotage”, *Agence France Presse*,

¹⁶ The statistics for September 2005 are based on incomplete data and represent averages for approximately half of the month.

¹⁷ U.S. State Department’s “Iraq Weekly Status Report” did not provide production amounts of diesel, kerosene, gasoline or LPG for the week of December 18-25 so averages for these categories are only for the 24 days in December for which exact figures are known.

¹⁸ Iraq Weekly Status Report, *Department of State*. Accessed at: <http://www.state.gov/p/nea/rls/rpt/iraqstatus/>. (For 2003-2008) Iraq Status Report, *Department of State*. Accessed at: <http://www.state.gov/p/nea/rls/rpt/c28010.htm> (For 2009 and subsequent years). Hassan Hafidh, “Iraq Exported Average 1.841 Million B/D In March”, *Dow Jones Newswires*, April 2010. Ibid.

¹⁹ Ibid. Hassan Hafidh, “Iraq January Crude Oil Exports -1.8% At 2.106M B/d - Ministry”, *Dow Jones Newswires*, February 20, 2012. Ibid.

²⁰ Iraq Weekly Status Report, *Department of State*. Accessed at: <http://www.state.gov/p/nea/rls/rpt/iraqstatus/>. The average of megawatt hours and average hours of electricity per day reflect all the data available for the given month, and thus span multiple Weekly Status Reports. The average amount of electricity generated is derived from the average of megawatt hours. The statistics for September 2005 are based upon incomplete data and represent averages for approximately half of the month. Special Inspector General for Iraq Reconstruction, *Quarterly Report to the United States Congress*, April 30, 2011, p. 112

*The data for November for the average hours of electricity per day is updated in our source, representing the entire month. The numbers for average amount of electricity generated and average MW hours represents data through the 21st of November only. The data for December 2005 and thereafter for the average amount of electricity generated and average MW hours is estimated based on the graph relating to electricity in the Iraq Weekly Status Report, *Department of State*. National Target numbers are courtesy of the US Department of Defense, January 23, 2006. Special Inspector General for Iraq Reconstruction, *Quarterly Report and Semiannual Report*, July 30, 2012, p. 72. Special Inspector General for Iraq Reconstruction, *Quarterly Report*, October 30, 2012, p. 69.