

BROOKINGS

Afghanistan Index

Also including selected data on Pakistan

Ian S. Livingston and Michael O'Hanlon

January 31, 2013



**Brookings Tracks Reconstruction and Security
in Afghanistan, Iraq and Pakistan**

Afghanistan Index »

<http://www.brookings.edu/afghanistanindex>

Iraq Index »

<http://www.brookings.edu/iraqindex>

TABLE OF CONTENTS

1	Security Indicators	
1.1	American Troops Deployed to Afghanistan UPDATED 1.31.13	4
1.2	Other Foreign Troops Deployed to Afghanistan UPDATED 12.13.12	5
1.3	Troops Committed to NATO's International Security Assistance Mission (ISAF) by Country UPDATED 12.13.12	5
1.4	Size of Afghan Security Forces on Duty, 2003-2012	6
1.5	Afghan Local Police Growth UPDATED 12.13.12	6
1.6	Afghan Army Units Partnered with NATO Units	7
1.7	Attrition Rates among Select Afghan National Security Forces	7
1.8	Afghan National Army Basic Rifle Marksmanship Qualification	7
1.9	Afghan National Army and Afghan National Police Ethnicity UPDATED 12.13.12	8
1.10	Assessment Levels of Afghan National Security Forces UPDATED 12.13.12	8
1.11	Total Number of Private DoD Contractors in Afghanistan, 2007 through 2012 UPDATED 12.13.12	9
1.12	Number of Private Security Contractors in Afghanistan, 2007 through 2011	9
1.13	U.S. Government Civilians in Afghanistan, August 2008-2011	9
1.14	Number of Insurgent Attacks, 2008-2012 UPDATED 12.13.12	10
1.15	Attacks by Afghan Security Forces against Allied Troops UPDATED 1.31.13	10
1.16	U.S. and Coalition Troop Fatalities since October 7, 2001 UPDATED 1.31.13	11
1.17	Cause of Death for U.S. Troops UPDATED 1.31.13	11
1.18	Non-US Coalition Troop Fatalities by Country since October 2001 UPDATED 1.31.13	12
1.19	Proportion of Annual U.S. and Coalition Fatalities by Various Causes UPDATED 1.31.13	12
1.20	U.S. Troops Wounded in Action since October 7, 2001 UPDATED 1.31.13	13
1.21	Private Contractor Deaths in Afghanistan, 2001 through 2012 UPDATED 1.31.13	13
1.22	Afghan National Army (ANA) and Afghan National Police (ANP) Personnel Fatalities, January 2007-Present UPDATED 12.13.12	14
1.23	Estimated Yearly Civilian Fatalities as Result of Fighting Between Pro-Government Forces and Armed Opposition Groups (AOG), 2006-2010	15
1.24	Estimated Percentage of Afghan Civilian Fatalities by Group Which Caused, 2006-2011	15
1.25	Journalists Killed in Afghanistan Since 1992 UPDATED 1.31.13	16
1.26	Estimated Number of Internally Displaced Persons (IDPs)	16
1.27	Number of Afghan Asylum Applications, 2001 through 2011	16
1.28	Number of Up Armored HMMWV's Issued to Afghan Army and Police	17
1.29	Estimated War Funding by Agency and Fiscal Year: FY2001-FY2012 Request	17
2	Governance and Rule of Law Indicators	
2.1	Afghanistan Population and Demographic Information	18
2.2	Size, Gender, and ethnic Makeup of Afghanistan's Main Legislative Bodies	18
2.3	Prison Population in Afghanistan, 2004-2010	19
2.4	Judges in Kandahar Province	19
2.5	Annual Poppy Cultivation in Afghanistan (ha) and Percentage of Global, 1990-2012 UPDATED 11.20.12	20
2.6	Annual Opium Production in Afghanistan (mt) and Percentage of Global, 1990-2012 UPDATED 11.20.12	20
2.7	Opium Poppy Cultivation Levels in Afghanistan (with Top-Producing Provinces), 2004-2011	21
2.8	Afghanistan's Rank in Reporters Without Borders' Index of Press Freedom, 2002-2012	22
2.9	Afghanistan's Rank in Transparency International's Annual Corruption Perceptions Index UPDATED 12.13.12	22
3	Economic and Quality of Life Indicators	
3.1	Annual Inflation	23
3.2	Real GDP Growth and Nominal GDP, 2003-2013	23
3.3	Pay Charts for Afghan National Security Forces	24

3.4	Pay Charts for Individuals in the Afghan Legal System	25
3.5	Comparison of Electricity Supply Sources and Capacity: 1979, 2002, 2007 and 2009	25
3.6	Estimated Number of Telephone Users in Afghanistan by Year, 2002-2012 UPDATED 12.13.12	26
3.7	Education Metrics	26
3.8	Healthcare Metrics	26

4 Polling and Public Opinion

4.1-4.8	Afghanistan in 2012: A Survey of the Afghan People (Asia Foundation) UPDATED 11.20.12	27
4.9-4.10	Afghanistan: Where Things Stand (ABC News/BBC/ARD)	30

5 Pakistan Indicators

5.1	Number of Monthly Attacks by Type, October 2008-Present	31
5.2	Monthly Fatalities as a Result of Attacks by Group, October 2008-Present	31
5.3	Monthly Unmanned Drone Strikes in Pakistan, 2008-2013 UPDATED 1.31.13	32
5.4	Estimated Total Deaths from U.S. Drone Strikes in Pakistan, 2006-2013 UPDATED 1.31.13	32
5.5	Pakistani Army Casualties, 2001-2012	33
5.6	Journalists Killed in Pakistan Since 1992 UPDATED 1.31.13	33
5.7	Number of Pakistani Asylum Applications, 2001 through 2011	33
5.8	Annual Real GDP Growth Rate	34
5.9	Direct Overt U.S. Aid and Military Reimbursements to Pakistan, FY 2002-FY 2013	34

For more information please contact Ian Livingston at ilivingston@brookings.edu

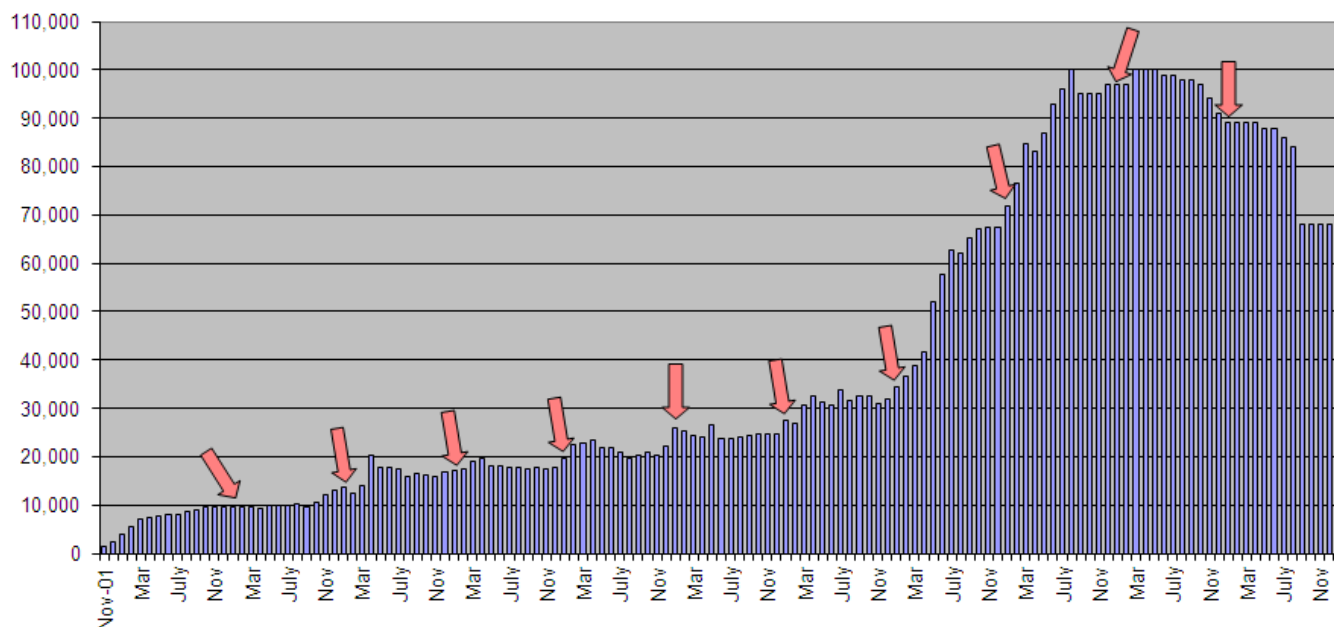
Note on the Methodology of the Afghanistan Index:

Although the footnotes to the Afghanistan Index document our sources in detail, it is worth noting here a few broad points. The majority of our information comes from the U.S. Government, though we must often analyze it and process it further to show trends over the full period since 2001. Some information comes from foreign journalists on the ground and from nongovernmental organizations; a very modest amount to date comes from Afghan sources. Most tables and charts are straightforward representations of data as we obtain it from the above primary sources, with only modest further analysis and processing required. However, a few graphics, such as those on crime and unemployment rates, require more methodological work (and more assumptions) on our part—and are as a result also perhaps somewhat less precise than most of the tables and charts.

1. SECURITY INDICATORS

FIGURE 1.1

American Troops Deployed To Afghanistan¹






































NOTE: As of January 2013 there are roughly 66,000 U.S. troops in Afghanistan. These figures include troops under ISAF and Operation Enduring Freedom. For a full order of battle, please see: <http://www.understandingwar.org/reference/afghanistan-order-battle>. The start of each year is indicated by an arrow.

FIGURE 1.2Other Foreign Troops Deployed To Afghanistan²

Month	Number	Month	Number	Month	Number
February 2002	5,000	November	21,000	February 2010	38,710
March	5,000	December	21,000	March	38,890
April	5,000	January 2007	21,460	April	40,139
May	4,500	March	21,750	June	41,070
June	5,000	April	21,750	July	41,315
September	4,700	May	24,000	August	41,389
April 2003	5,000	July	24,250	October	40,432
September	5,000	September	26,043	November	40,930
April 2004	5,500	October	30,177	December	41,730
June	6,000	December	26,703	February 2011	41,893
August	6,500	February 2008	28,250	March	42,203
September	8,000	April	28,000	May	42,400
October	10,000	June	29,350	June	42,381
November	9,400	September	29,810	August	40,697
December	8,500	October	30,100	September	40,670
January 2005	9,000	November	31,150	October	40,638
February	8,000	December	31,400	December	40,313
June	8,000	January 2009	31,880	January 2012	40,386
August	10,500	February	31,520	April	38,961
December	9,000	March	32,140	May	39,469
May 2006	9,000	April	32,175	September	38,179
June	9,700	June	32,280	October	36,905
August	15,000	July	34,550	December	34,011
September	18,000	October	36,230		
October	20,000	December	38,370		

FIGURE 1.3Troops Committed to NATO's International Security Assistance Forces (ISAF) By Country³

	Albania	199		Georgia	1,561		Norway	97
	Armenia	126		Germany	4,318		Poland	1,770
	Australia	1,094		Greece	10		Portugal	141
	Austria	3		Hungary	582		Romania	1,549
	Azerbaijan	94		Iceland	2		Singapore	39
	Bahrain	95		Ireland	7		Slovakia	234
	Belgium	265		Italy	4,000		Slovenia	38
	Bosnia & Herzegovina	53		Jordan	0		Spain	1,606
	Bulgaria	581		Republic of Korea	350		Sweden	413
	Canada	950		Latvia	27		The former Yugoslav Republic of Macedonia ¹	157
	Croatia	242		Lithuania	240		Tonga	55
	Czech Republic	416		Luxembourg	10		Turkey	998
	Denmark	567		Malaysia	4		Ukraine	24
	El Salvador	12		Mongolia	46		United Arab Emirates	35
	Estonia	150		Montenegro	40		United Kingdom	9,500
	Finland	112		Netherlands	500		United States	68,000
	France	543		New Zealand	156		Total	102,011

AS OF: December 3, 2012

¹Turkey recognizes the Republic of Macedonia with its constitutional name² Snapshot figure that includes overlapping rotations.

FIGURE 1.4Size of Afghan Security Forces on Duty, 2003-2012⁴

Month	Ministry of Defense Forces	Ministry of Interior Forces	Total Afghan Security Forces
End 2003	6,000	0	6,000
End 2004	24,000	33,000	57,000
End 2005	26,000	40,000	66,000
End 2006	36,000	49,700	86,000
End 2007	50,000	75,000	125,000
April 2008	57,800	79,910	137,710
October 2008	68,000	79,910	147,910
March 2009	82,780	79,910	162,690
July 2009	91,900	81,020	172,920
November 2009	95,000	95,000	190,000
December 2009	100,131	94,958	195,089
March 2010	113,000	102,000	215,000
April/May 2010	119,388	104,459	223,847
August 2010	134,000	109,000	243,000
September 2010	138,164	120,504	258,668
October 2010	144,638	116,367*	261,005
December 2010	149,533	116,856	266,389
Jan/Feb 2011	152,000	118,800	270,800
April 2011	164,003	122,000	286,003
May 2011	168,037	128,622	296,659
August 2011	169,076	134,865	303,941
September 2011	170,781	136,122	306,903
October 2011	173,150	139,070	312,220
December 2011	179,610	143,800	323,410
January 2012	184,437	145,577	330,014
February 2012	187,874	148,932	336,806
March 2012	194,466	149,642	344,108
October 2012	190,848	146,339	337,187

The goal for ANSF levels is currently 352,000. As of October 2012 the breakdown is as follows:

ANA, 146,339; ANP, 146,339; Afghan Air Force, 6,172 *revised reporting

FIGURE 1.5Afghan Local Police Growth⁵

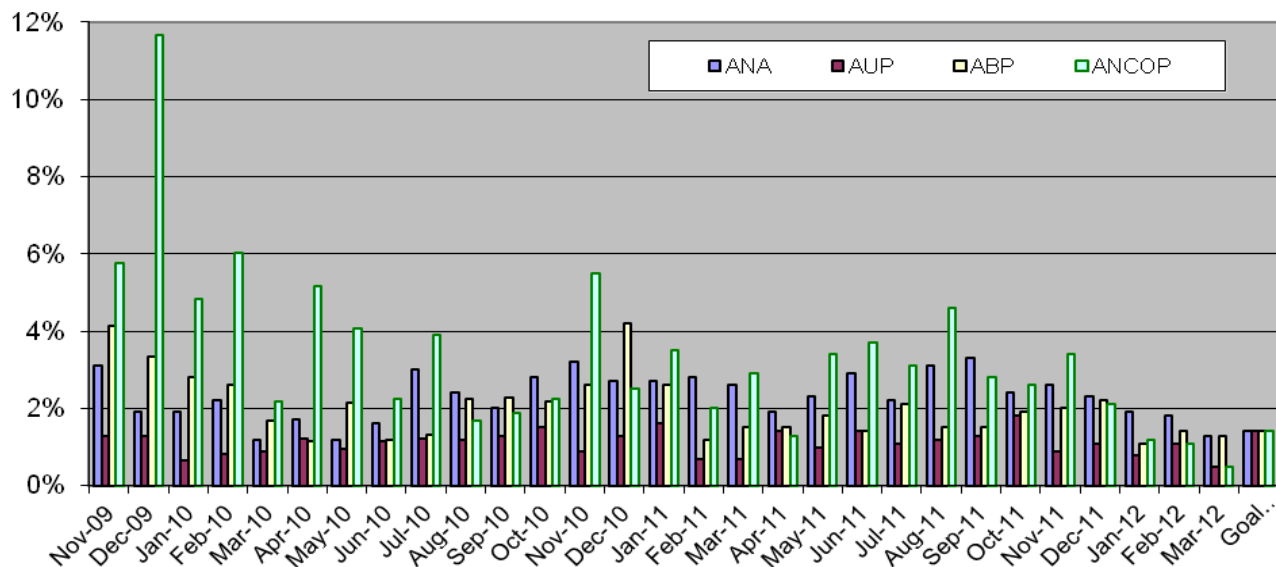
Month	Officers in program
February 2011	4,343
June 2011	6,200
September 2011	7,577
March 2012	12,000+
October 2012	16,377

NOTE: 30,000 personnel is entered in the FY2012 Budget Justification Book.

FIGURE 1.6Afghan Army Units Partnered with NATO Units⁶

2007	2008	2009	2010	2012
0%	0%	10%	70%	89%

NOTE: 2012 number is a “past five months” figure ending March. During the same period, 42 percent of operations were Afghan led.

FIGURE 1.7Attrition Rates among Selected Afghan National Security Forces⁷**FIGURE 1.8**Afghan National Army Basic Rifle Marksmanship Qualification⁸

November 2009	July 2010	November 2010 (Goal)
35%	97%	95%

FIGURE 1.9Afghan National Army and Afghan National Police Ethnicity⁹

	Pashtun		Tajik		Hazara		Uzbek		Others	
	ANA	ANP	ANA	ANP	ANA	ANP	ANA	ANP	ANA	ANP
Officer	43.1%	40%	39.5%	49%	7.4%	5%	4.3%	3%	5.8%	3%
NCO	49.6%	32%	41.3%	55%	5.6%	5%	2.0%	4%	1.4%	4%
Soldier / Patrolman	42.6%	47%	30.9%	35%	11.7%	4%	8.2%	7%	6.6%	7%
Total Force	44.8%	42%	35.2%	42%	9.3%	5%	5.8%	6%	4.9%	6%
National Avg	44%		25%		10%		8%		13%	

NOTE: ANA numbers as of September 2012, ANP as of December 2011.

FIGURE 1.10Assessment Levels of Afghan National Security Forces¹⁰**ANA**

<u>Army Kandaks</u>	May-10	Jun-10	Aug-10	Sep-10	Nov-10	Jan-11	Feb-11	Apr-11	Jun-11	Aug-11	Oct-11	Dec-11	Feb-12	Oct-12
Unassessed	29	23	27	24	16	21	11	13	13	16	18	9	2	25
Newly Established	5	5	0	0	2	1	3	0	0	1	1	1	3	0
Developing	28	41	40	41	46	32	27	32	28	29	22	16	9	7
Effective w/ Assistance	24	37	40	39	35	58	64	55	61	58	56	63	55	22
Effective w/ Advisors	27	24	29	32	47	43	52	56	55	56	60	68	74	72
Independent w/ Advisors	0	0	0	0	0	0	0	1	1	1	1	7	13	20

ANP

<u>AUP Districts/Precincts</u>	May-10	Jun-10	Aug-10	Sep-10	Nov-10	Jan-11	Feb-11	Apr-11
Unassessed	144	105	92	83	25	36	18	12
Newly Established	10	14	10	11	16	16	10	14
Developing	62	67	77	83	85	39	69	63
Effective w/ Assistance	42	66	71	72	103	120	121	126
Effective w/ Advisors	35	41	43	44	64	82	96	120
Independent	0	0	0	0	0	0	0	0

NOTE: In January 2011, there were 155 ratable Army Kandaks, 101 were rated in the top-3 tiers of readiness. By early 2012, there were 168 Army Kandaks with 127 rated in the top-3 tiers and 11 rated independent.

These assessments did cover all units through 2011. The “effective w/ assistance” category includes units with different levels of readiness.

FIGURE 1.11

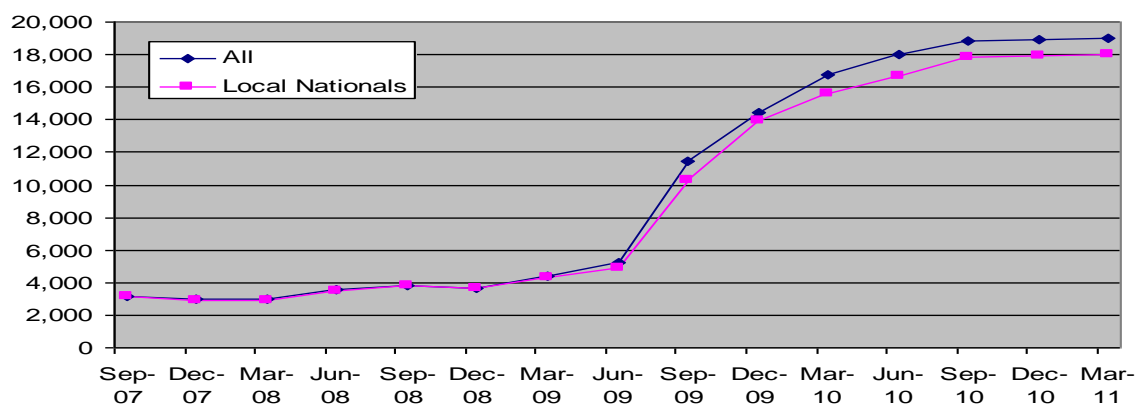
Number of Private Defense Department Contractors in Afghanistan, 2007 through 2012¹¹

Year	Private Contractors
2007	38,000
2008	71,000
2009	107,000
2010	88,000
2011	101,789
2012	109,564

NOTE: Employed by U.S. companies, but not necessarily Americans. These figures only count those employed by the U.S. Department of Defense. All figures are year-end or the last report of the year, unless noted otherwise.

FIGURE 1.12

Number of Private Security Contractors in Afghanistan, 2007 through 2011¹²



NOTE: These figures cover just those involved in security assistance whether armed or unarmed.

FIGURE 1.13

U.S. Government Civilians in Afghanistan, August 2008-2011¹³

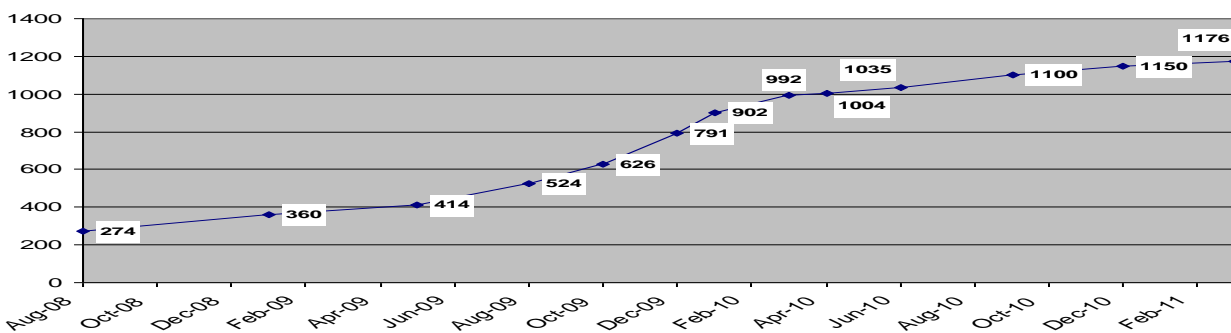
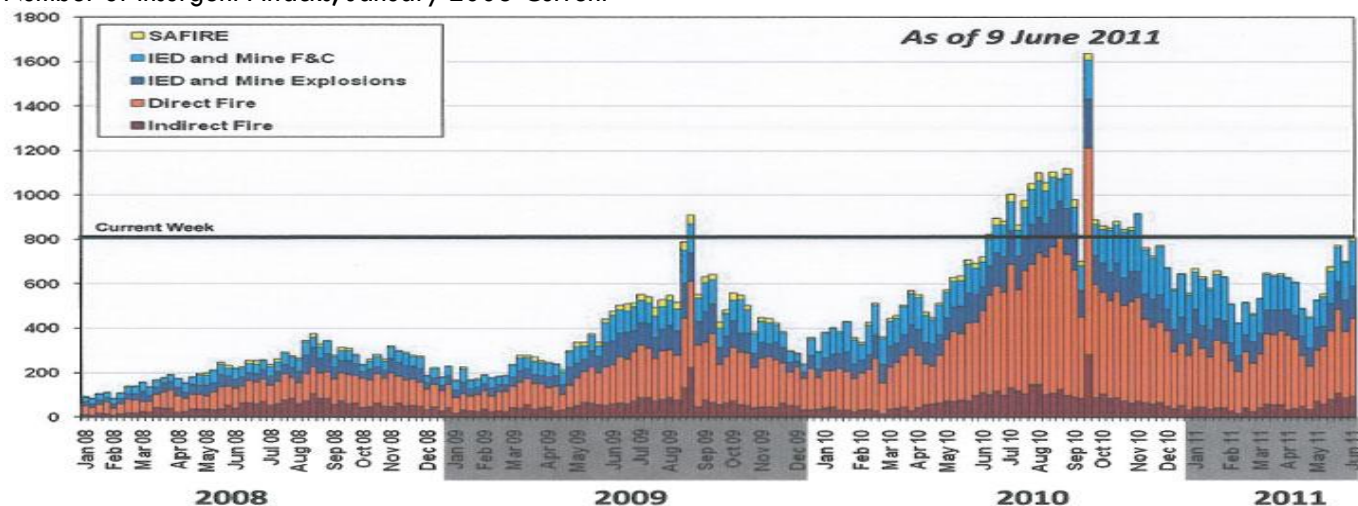
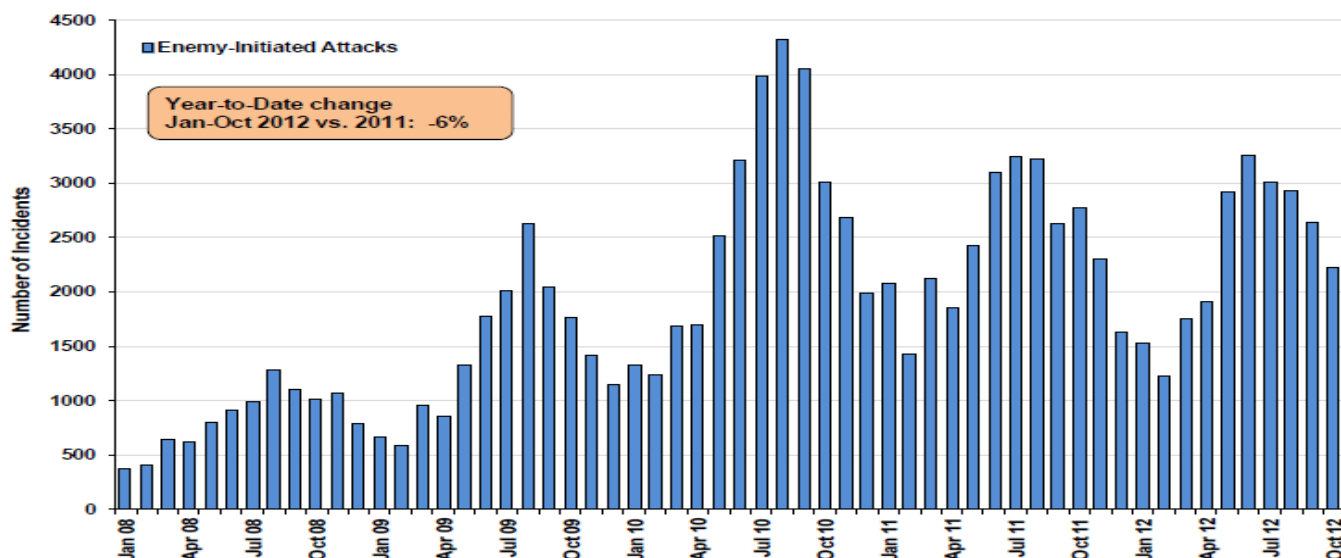


FIGURE 1.14Number of Insurgent Attacks, January 2008-Current¹⁴

NOTE: The graph above shows attacks by week from 2008 through mid-2011. The graph below is by month from 2008 through October 2012. For a graph of 2004 through early 2010 please see versions of the Afghanistan Index prior to November 2010.

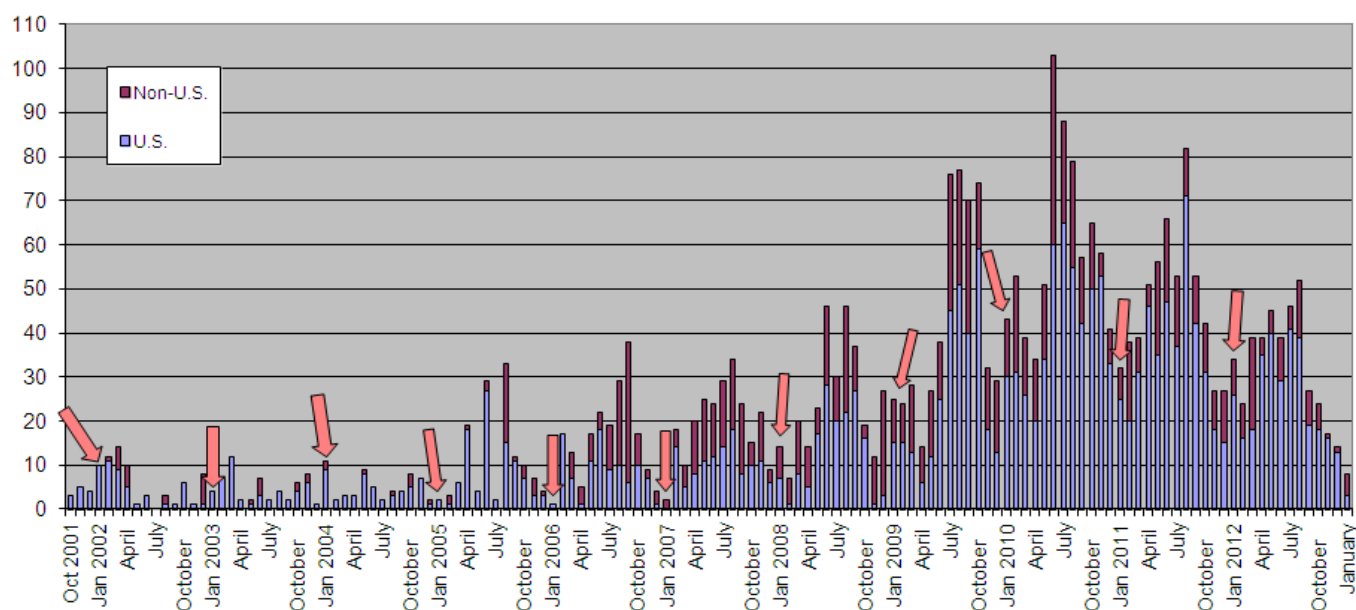


NOTE: Attacks from April-June 2012 were 11% higher than during the same period of 2011, with roughly 110 attacks per day in June. That number per day was the highest seen in June since the start of the war.

FIGURE 1.15Attacks by Afghan Security Forces against Allied Troops¹⁵

Year	# killed	# of attacks causing death
2003-2009	12	N/A
2010	20	11
2011	35	21
2012*	57	41
2013**	1	1

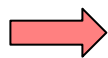
NOTE: Attacks from 2007-March 2012 killed 52 American soldiers and wounded 48 more. *An article from the U.S. Army notes that 62 "personnel" were killed, we have left off civilian contractors in the past which may account for the difference. **Through January 31, 2013.

FIGURE 1.16U.S. and Coalition Troop Fatalities since October 7, 2001¹⁶

NOTE: Due to data reporting, this graph and the breakdowns below include some fatalities from outside Afghanistan, mainly in the Philippines, Pakistan, and other countries associated with Operation Enduring Freedom. In most months, there are no fatalities in locations outside Afghanistan. As of January 31, 2013 there have been at least 2,062 U.S. fatalities attributed directly to fighting in or non hostile deaths in Afghanistan.

Total from October 7, 2001 through January 31, 2013:

	ALL FATALITIES	HOSTILE	NON-HOSTILE
U.S.	2,172	1,750	176
Non-U.S.	1,076	900	422
TOTAL	3,248	2,650	598



Indicates the start of a new calendar year

FIGURE 1.17Cause of Death for U.S. Troops, By Year¹⁷

Year	Improvised Explosive Device	Suicide Bombs	Mortars/RPG's/Rockets	Landmine	Helicopter Losses*	Aircraft Losses*	Other Hostile Fire	Non-Hostile Causes*	Total
2001	0 (0%)	0 (0%)	0 (0%)	0 (0%)	2 (16.7%)	0 (0%)	4 (33.3%)	6 (50.0%)	12
2002	5 (10.2%)	0 (0%)	1 (2.0%)	1 (2.0%)	4 (8.2%)	18 (36.7%)	12 (24.5%)	8 (16.3%)	49
2003	1 (2.1%)	0 (0%)	0 (0%)	0 (0%)	19 (39.6%)	0 (0%)	12 (25.0%)	16 (33.3%)	48
2004	12 (23.1%)	0 (0%)	1 (1.9%)	1 (1.9%)	2 (3.8%)	3 (5.8%)	10 (19.2%)	23 (44.2%)	52
2005	18 (18.2%)	0 (0%)	2 (2.0%)	5 (5.1%)	36 (36.4%)	1 (1.0%)	20 (20.2%)	17 (17.2%)	99
2006	27 (27.6%)	3 (3.1%)	1 (1.0%)	1 (1.0%)	21 (21.4%)	0 (0%)	33 (33.7%)	12 (12.2%)	98
2007	33 (28.2%)	1 (0.9%)	9 (7.7%)	1 (0.9%)	13 (11.1%)	0 (0%)	35 (29.9%)	25 (21.4%)	117
2008	84 (54.2%)	4 (2.6%)	7 (4.5%)	2 (1.3%)	2 (1.3%)	0 (0%)	36 (23.2%)	20 (12.9%)	155
2009	142 (45.5%)	8 (2.6%)	21 (6.7%)	0 (0%)	13 (4.2%)	2 (0.6%)	91 (29.1%)	35 (11.2%)	312*
2010	257 (51.5%)	8 (1.6%)	16 (3.2%)	0 (0%)	20 (4.0%)	0 (0%)	164 (32.9%)	34 (6.8%)	499
2011	183 (43.8%)	9 (2.2%)	12 (2.9%)	0 (0%)	35 (8.4%)	0 (0%)	132 (31.6%)	47 (11.2%)	418
2012	104 (33.5%)	12 (3.9%)	5 (1.6%)	0 (0%)	21 (6.8%)	1 (0.3%)	116 (37.4%)	51 (16.5%)	310
2013	2 (66.7%)	0 (0%)	0 (0%)	0 (0%)	0 (0%)	0 (0%)	1 (33.3%)	0 (0%)	3
Total	868 (40.0%)	45 (2.1%)	75 (3.5%)	11 (0.5%)	188 (8.7%)	25 (1.2%)	665 (30.6%)	295 (13.6%)	2172

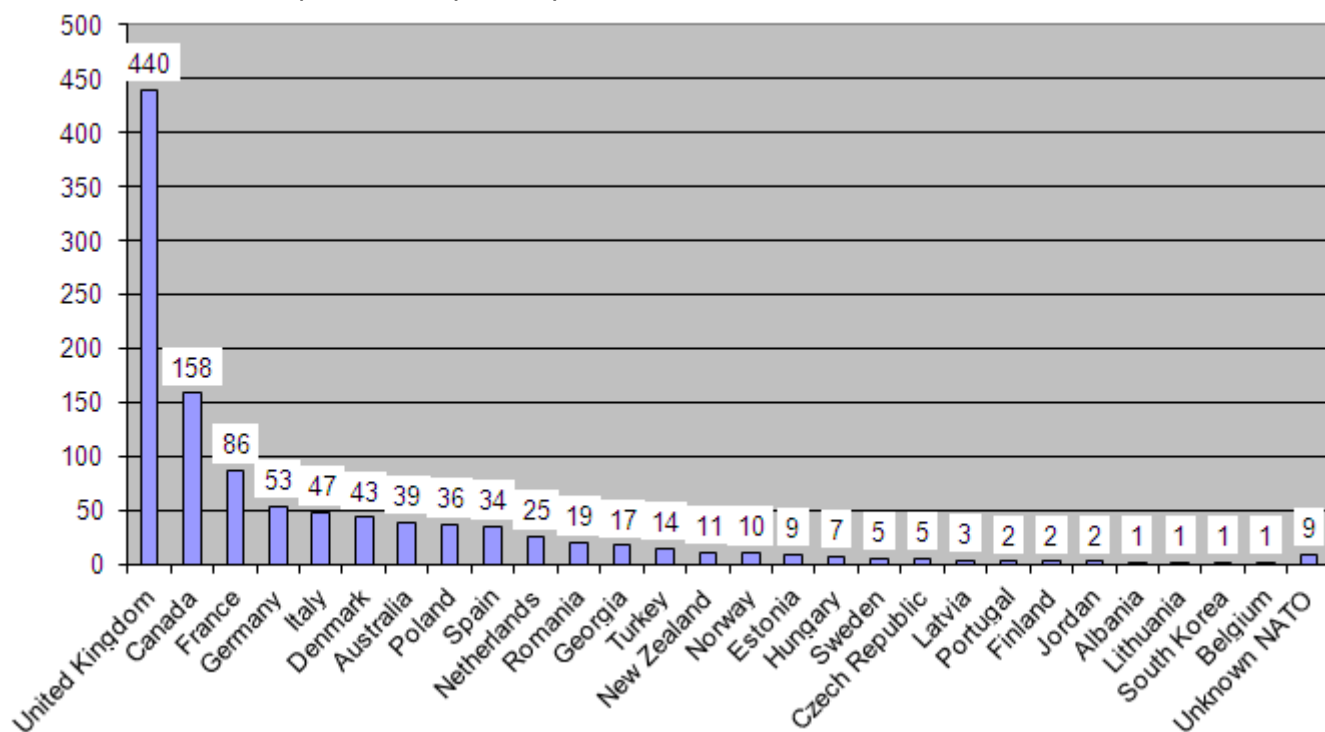
Through January 31, 2013

*Helicopter and aircraft losses include deaths caused by both non-hostile accidents and those downed by hostile fire. The "Non-Hostile Causes" data then does not include non-hostile helicopter or aircraft losses. 2009 numbers do not include U.S. intelligence officials killed in a suicide bombing in December. For detailed demographic information including gender, race and military component, please see Operation Enduring Freedom Military Deaths at:

<http://siadapp.dmdc.osd.mil/personnel/CASUALTY/oefdeaths.pdf>

FIGURE 1.18

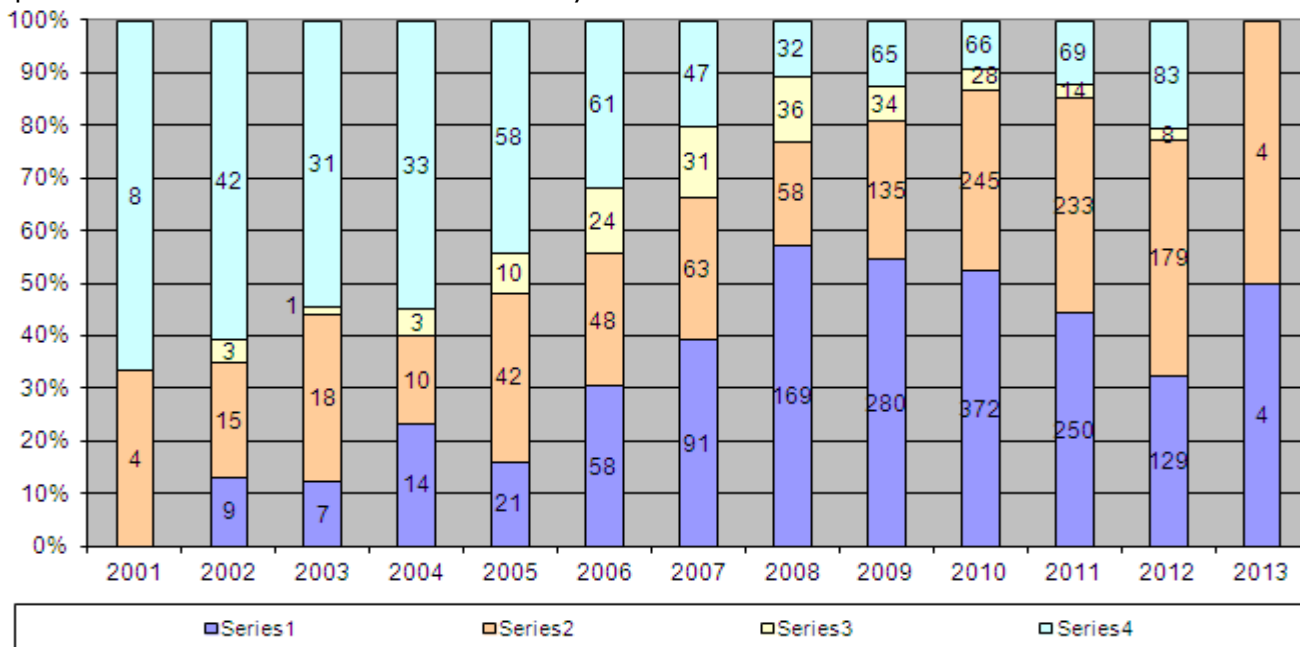
Non-U.S. Coalition Troop Fatalities by Country since October 2001¹⁸



Total through December 12, 2012: 1,073

FIGURE 1.19

Proportion of Annual U.S. and Coalition Fatalities by Various Causes¹⁹



*Improvised Explosive Device

Figures Updated Thru: January 31, 2013

NOTE: Figures depicted on the graph illustrate the raw number of such fatalities in a given year. Percentages are calculated based on overall totals for each respective year. "Other Explosives" includes hostile attacks carried out with rockets, grenades and/or mortars. Fatalities from downed aircraft and helicopters are classified under either "Other Hostile" or "Non-Hostile Incidents" depending on whether they were shot down or crashed due to mechanical failure.

U.S. Troops Wounded In Action since October 30, 2001²⁰



FIGURE 1.21

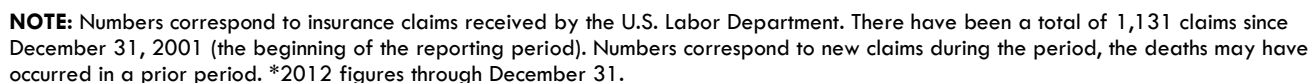
Private Contractor Deaths in Afghanistan, 2001 through 2012²¹

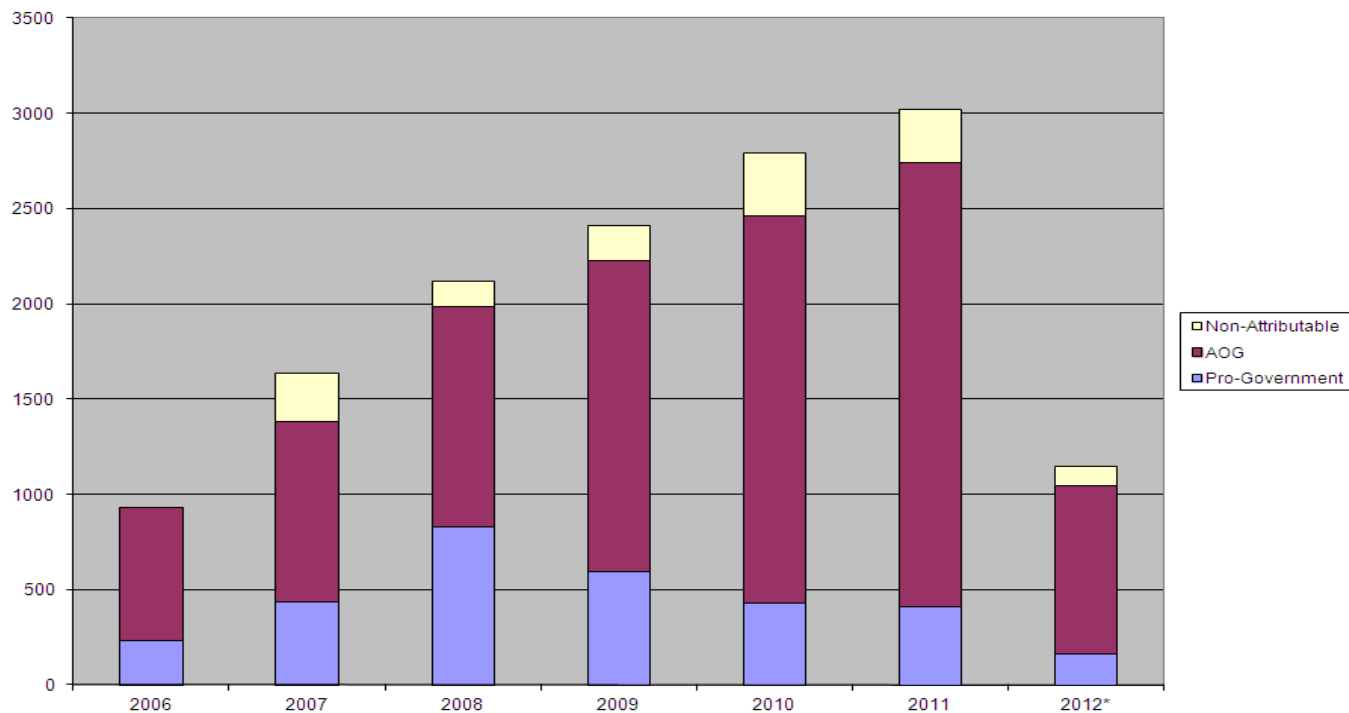
FIGURE 1.22Afghan National Army (ANA) and Afghan National Police (ANP) Personnel Fatalities, January 2007-2012²²

<u>ANNUAL TOTALS</u>						
	2007	2008	2009	2010	2011**	2012**
ANA	209	226	282	519	550	1,200
ANP	803	880	646	961	1,400	2,200

NOTE: Figures from 2007 through mid-2009 provided by NATO-ISAF and differ from those published in a January 2009 report released by the U.S. Department of Defense. This report estimated 332 ANA fatalities and 692 ANP fatalities for 2007, with 2008 figures shown only through October 2008. Graphical numbers for the second half of 2009 are estimated based on information from several sources. **2011 and 2012 (through end November) numbers are estimates based off of shorter reporting periods in each year. 2012 numbers are based off reports of monthly averages through November.

FIGURE 1.23

Estimated Yearly Civilian Fatalities as Result of Fighting Between Pro-Government Forces and Armed Opposition Groups (AOG), 2006-2011²³

**FIGURE 1.24**

Estimated Percentage of Afghan Civilian Fatalities by Group Which Caused, 2006-2011²⁴

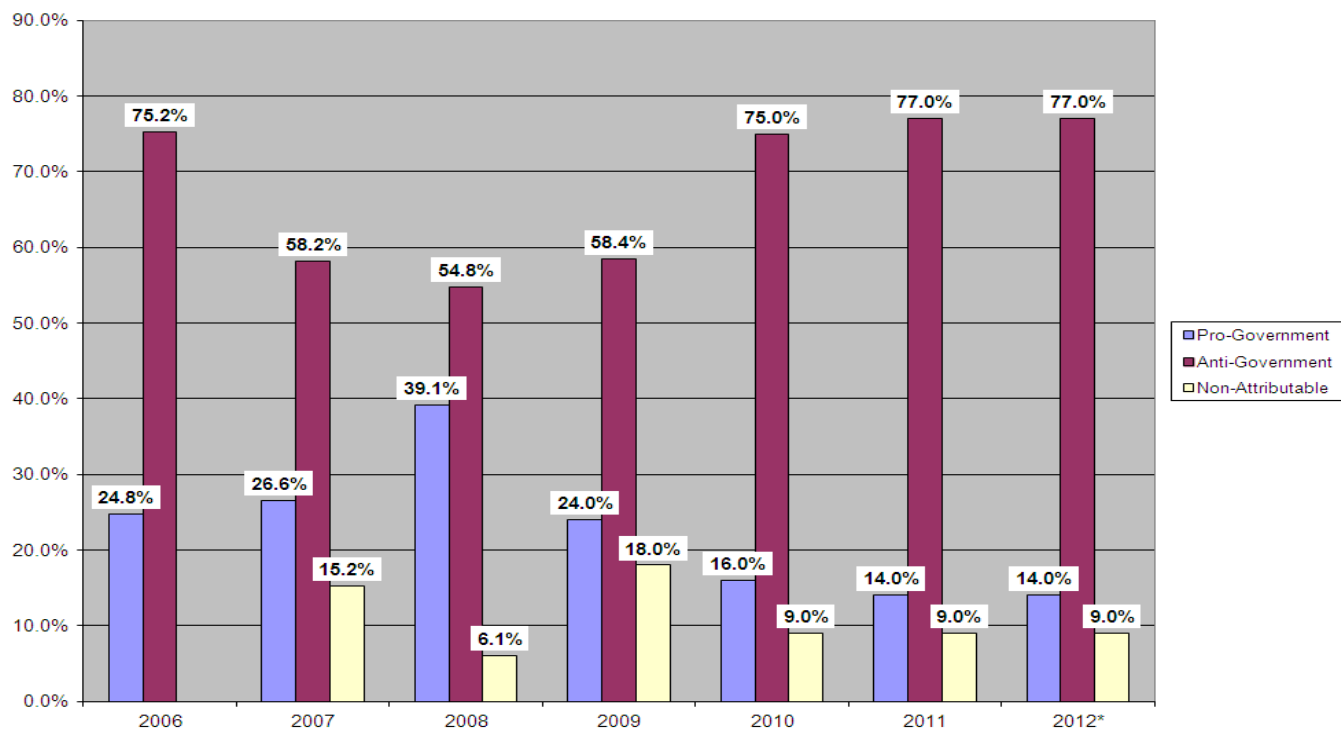


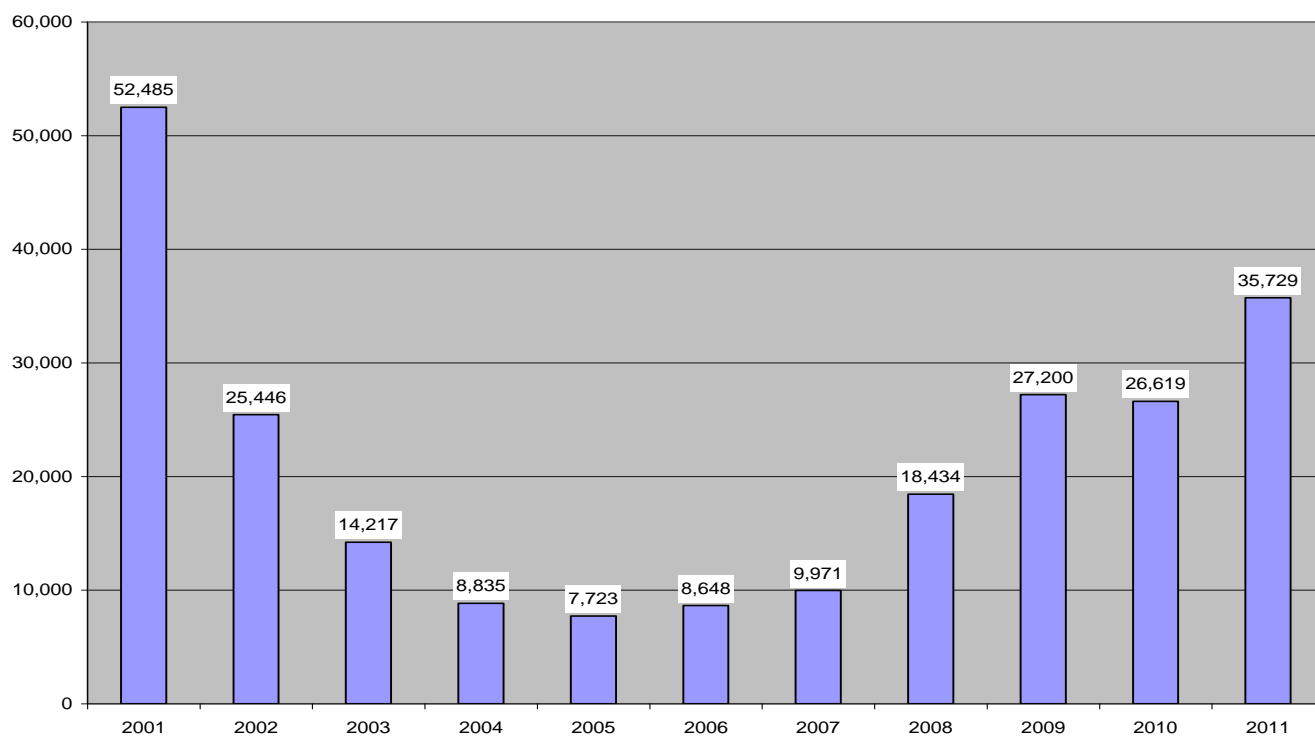
FIGURE 1.25Journalists Killed in Afghanistan Since 1992²⁵

Year	Killed	Year	Killed
1992	0	2002	0
1993	0	2003	0
1994	1	2004	0
1995	0	2005	0
1996	0	2006	3
1997	0	2007*	2
1998	1	2008	2
1999	0	2009	2
2000	0	2010	2
2001	9	2011	2

NOTE: 24 journalists have been killed in Afghanistan "motive confirmed" since the Committee to Protect Journalists began tracking. *One media worker was also killed in 2007, not included in the number above.

FIGURE 1.26Estimated Number of Internally Displaced Persons in Afghanistan (IDPs)²⁶

May 2008	150,000
October 2009	275,945
March 2010	329,000
December 2010	352,000

FIGURE 1.27Number of Afghan Asylum Applications, 2001 through 2011²⁷

NOTE: In each year through 2008, several countries reported a range of 1-4 individual rather than an actual number. These countries were not included in the totals above, but are insignificant as far as trends go.

FIGURE 1.28Number of Up Armored HMMWV's Issued to Afghan Army and Police²⁸

	Through October 2009	Since October 2009*
UAH's to ANA	2,871	1,654
UAH's to ANP	-	2,249

*Thru sept 2011.

FIGURE 1.29Estimated War Funding by Agency and Fiscal Year: FY2001-FY2012 Request²⁹

Operation and Funding Source	FY01 & FY02	FY03	FY04	FY05	FY06	FY07	FY08	FY09	FY10	FY2011 CRA P.L. 112-6	FY2012 Request	Cum. Enacted FY2001-FY2011	Cum. Total w/ FY2011 CRA & FY2012 Request
DOD	20.0	14.0	12.4	17.2	17.9	37.2	40.6	56.1	87.7	113.3	107.3	416.2	523.5
State/USAID	0.8	0.7	2.2	2.8	1.1	1.9	2.7	3.1	5.7	4.1	4.3	25.1	29.4
VA Medical	0	0	0	0	0	0.1	0.1	0.2	0.5	1.1	2.1	2.1	4.2
Total: Afghanistan	20.8	14.7	14.6	20.0	19.0	39.2	43.4	59.5	93.8	118.6	113.7	443.5	557.1

NOTE: Billions of dollars of budget authority.

2. GOVERNANCE & RULE OF LAW INDICATORS

FIGURE 2.1

Afghanistan Population and Demographic Information³⁰

	TOTAL	MALE	FEMALE
POPULATION (millions)	32.7	16.8 (51%)	15.9 (49%)
ETHNICITY			
Pashtun	13.7 (42%)		
Tajik	8.8 (27%)		
Hazara	2.9 (9%)		
Uzbek	2.9 (9%)		
Aimak	1.3 (4%)		
Turkmen	1.0 (3%)		
Baloch	0.7 (2%)		
Other	1.3 (4%)		

FIGURE 2.2

Size, Gender, And Ethnic Makeup of Afghanistan's Main Legislative Bodies³¹

Wolesi Jirga (House of the People)

Ethnicity	2005	2010
Pashtun	114	98
Tajik	64	70
Hazara	35	50
Uzbek	19	17
Aimaq	2	4
Turkman	4	3
Arab	3	2
Pashayee	4	2
Nuristani	2	2
Baloch	2	1

NOTE: The **Wolesi Jirga** consists of directly elected provincial representatives. The number of representatives each of Afghanistan's 34 provinces receives is calculated according to population. The Wolesi Jirga constitutes the first step in passing legislation, with all bills passing with two-thirds majority being forwarded to the Meshrano Jirga (House of Elders) and then the President. The Wolesi Jirga also has final say on the appointment of government ministers and other high-ranking officials.

Meshrano Jirga (House of Elders)

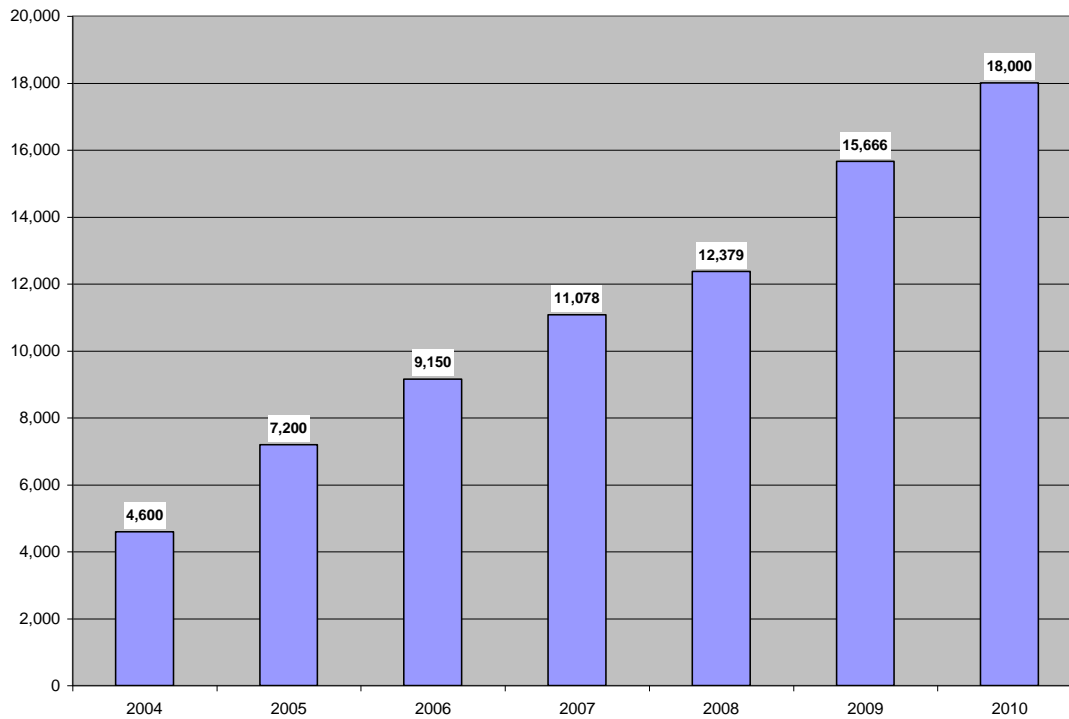
	TOTAL SEATS	MEN	WOMEN
GENDER	102	76 (75%)	26 (25%)
ETHNICITY			
Pashtun	36 (35%)		
Tajik	32 (31%)		
Hazara	16 (16%)		
Uzbek/Turkmen	8 (8%)		
Baluchi	3 (3%)		
Nuristani	3 (3%)		
Others	4 (3%)		

NOTE: Two-thirds of the **Meshrano Jirga** is indirectly elected by the Provincial and District Councils while the remaining third is appointed directly by the President.

Provincial Councils (34 total, one for each Province)

	TOTAL SEATS	MEN	WOMEN
GENDER	420	296 (70%)	124 (30%)

NOTE: Provincial Councils consist of between 9 and 29 directly elected representatives, based on the population of the Province.

FIGURE 2.3Prison Population in Afghanistan, 2004-2010³²

NOTE: Numbers are through September in all years except for 2009 where numbers are through December. 2010 is as of May. In addition to the detainees in Afghan custody noted above, there were 1,000 detainees under U.S. custody as of May 2010.

FIGURE 2.4Judges in Kandahar Province ³³

Year	Judges
2008	5
2009	7
2010	10
2011	18

NOTE: These numbers are estimates based on ISAF data as of March 2011. Estimated total need is at least 50 judges.

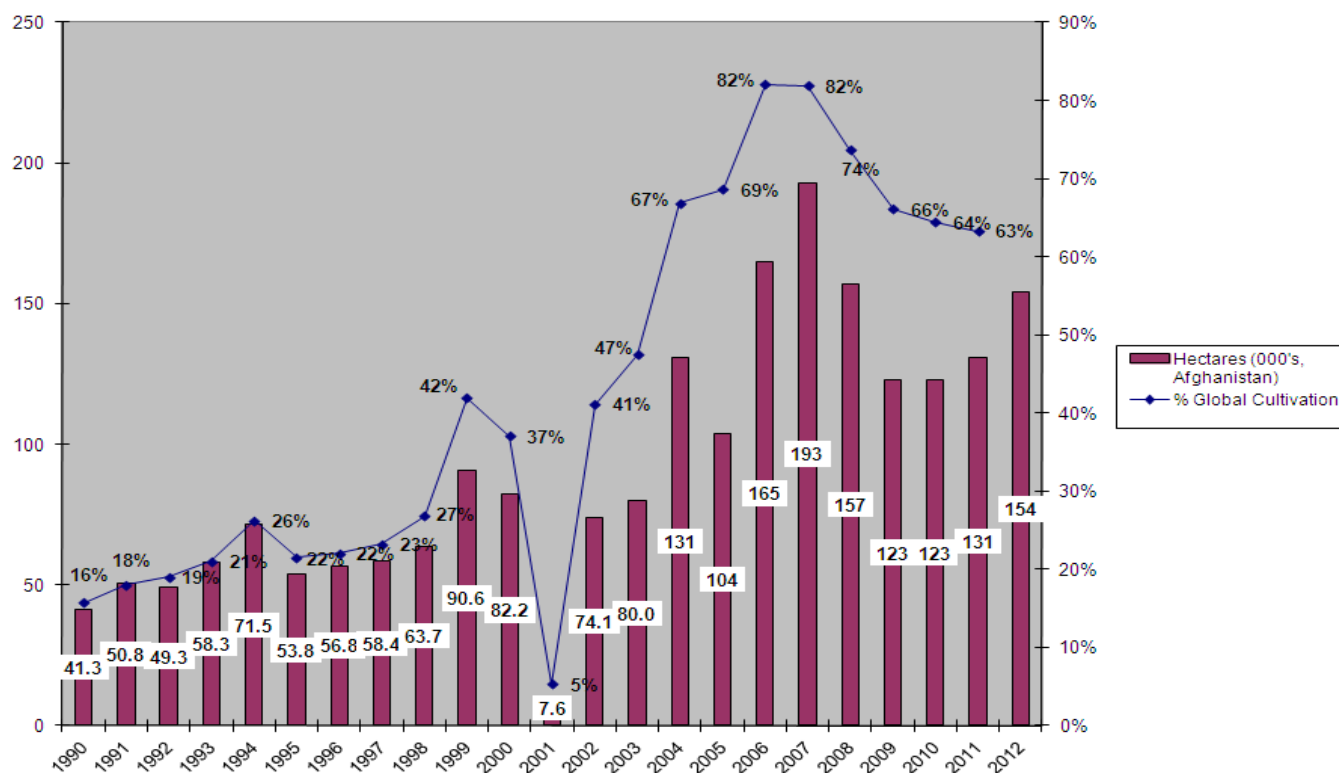
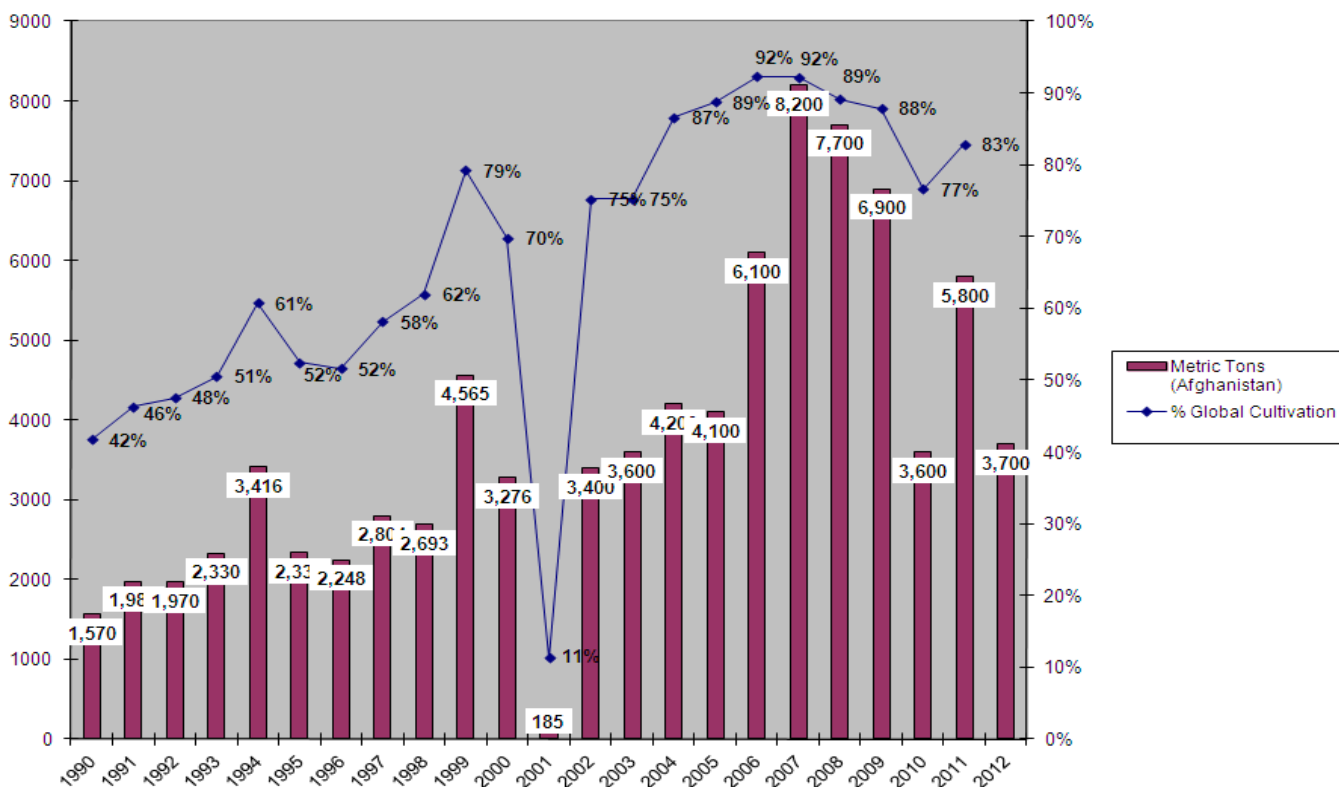
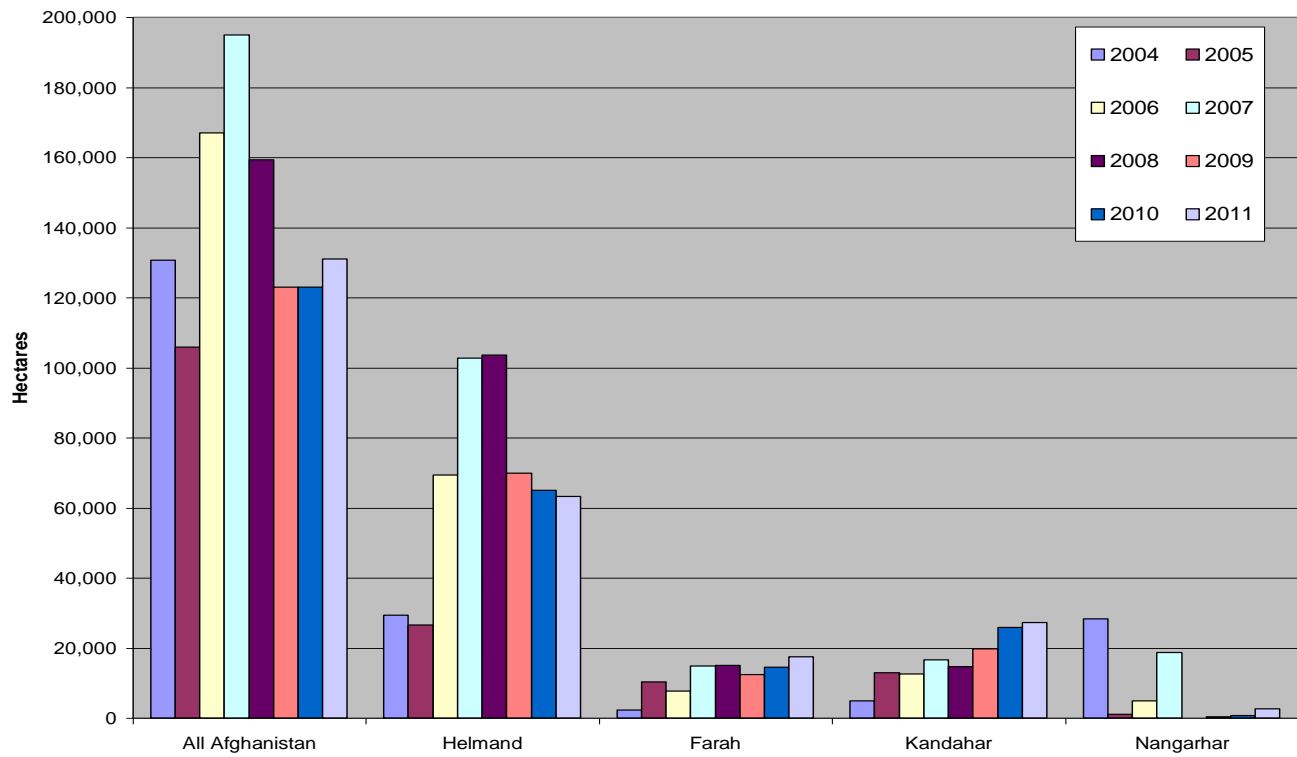
FIGURE 2.5Annual Poppy Cultivation in Afghanistan (Hectares) and Percentage of Global Cultivation, 1990-2012³⁴**FIGURE 2.6**Annual Opium Production in Afghanistan (Metric Tons) and Percentage of Global Production, 1990-2012³⁵

FIGURE 2.7Opium Poppy Cultivation Levels in Afghanistan (Select Top-Producing Provinces), 2004-2011 (Hectares)³⁶

NOTE: In 2011, Nangarhar Province ranked #5 in cultivation across the country. Uruzgan (not shown above) is the current #4 with 10,620 (ha).

FIGURE 2.8Afghanistan's Rank in Reporters without Borders' Index of Press Freedom, 2002-2012³⁷

YEAR	SCORE	RANK	NUMBER OF COUNTRIES SURVEYED
2011-12	74.0	150	179
2010	51.7	147	178
2009	54.2	149	175
2008	59.3	156	173
2007	56.5	142	169
2006	44.3	130	168
2005	39.2	125	167
2004	28.3	97	167
2003	40.2	134	166
2002	35.5	104	139

NOTE ON INDEX OF PRESS FREEDOM TABLE: The Index is based on a questionnaire with 50 criteria for assessing the state of press freedom in each country. It includes every kind of violation directly affecting journalists (such as murders, imprisonment, physical attacks and threats) and news media (censorship, confiscation issues, searches and harassment). In addition to taking into account abuses attributable to the state, those carried out by armed militias, clandestine organizations or pressure groups are also considered.

The lower the score attained, the higher the degree of press freedom in that respective country. Although there is no specific information given regarding how the overall score was compiled, the top-rated countries for 2007 received an overall score of 0.75, with the median receiving a score of 25.3. The overall average score for the 2007 Index was 31.5.

FIGURE 2.9Afghanistan's Rank in Transparency International's Annual Corruption Perceptions Index (CPI)³⁸

YEAR	RANK	NUMBER OF COUNTRIES SURVEYED
2012	174 (T)	176
2011	180 (T)	182
2010	176 (T)	178
2009	179	180
2008	176	180
2007	172 (T)	180
2006	NO DATA	163
2005	117 (T)	159

(T): Indicates years Afghanistan's score tied with one or more other country.

NOTE: The CPI is a composite index that draws on 14 expert opinion surveys. It scores countries on a scale from zero to ten, with zero indicating high levels of perceived corruption and ten indicating low levels of perceived corruption. Due to a lack of reliable data, Afghanistan was not included in the CPI survey for the years 2006.

3. ECONOMIC & QUALITY OF LIFE INDICATORS

FIGURE 3.1

Annual Inflation³⁹

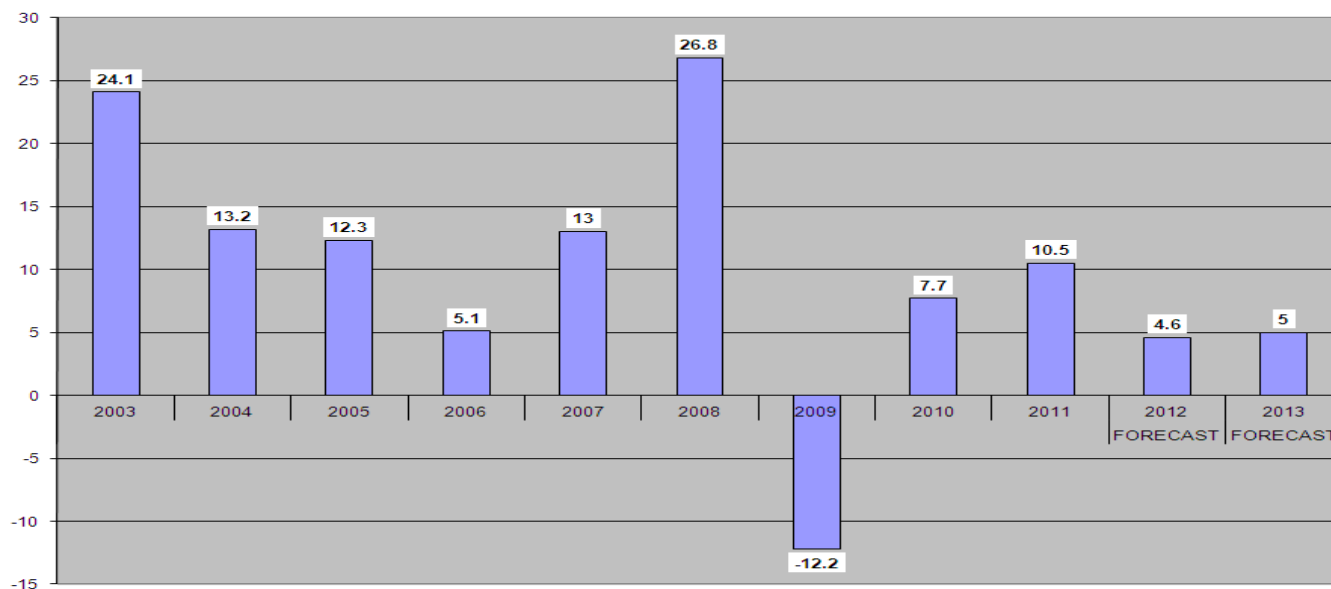
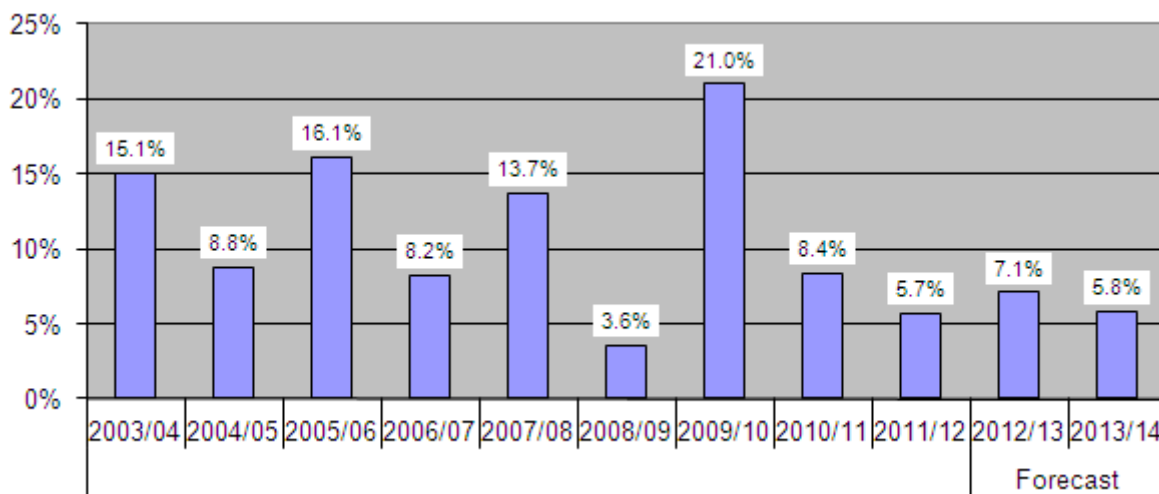


FIGURE 3.2

Real GDP Growth and Nominal GDP, 2002/2003-2013/2014⁴⁰



	2002/03	2003/04	2004/05	2005/06	2006/07	2007/08	2008/09	2009/10*	2010/11*
NOMINAL TOTAL (\$US billions)	4.0	4.4	5.4	6.5	7.7	9.7	11.8	14.5	17.0

*Data based partly on estimates.

FIGURE 3.3**Pay Charts for Afghan National Security Forces⁴¹****Afghan National Security Forces**

ANA Rank	ANP Rank	Grade	<1 to 3	>3	>6	>9	>12	>15	>18	>21	>24
GEN	GEN	O-10	945	990	1,005	1,020	1,035	1,050	1,065	1,080	1,095
LTG	LTG	O-9	845	890	905	920	935	950	965	980	995
MG	MG	O-8	745	800	815	830	845	860	875	890	905
BG	BG	O-7	645	700	715	730	745	760	775	790	805
COL	COL	O-6	495	530	545	560	575	590	605	620	635
LTC	LTC	O-5	445	480	495	510	525	540	555	570	585
MAJ	MAJ	O-4	395	430	445	460	475	490	505	520	535
CPT	CPT	O-3	345	350	365	380	395	410	425		
1LT	1LT	O-2	295	310	325	340	355	370			
2LT	2LT	O-1	275	290	305	320	335				
Sergeant Major	Chief NCO	E-9	275	310	325	340	355	370	385	400	415
Master Sgt	1st Sergeant	E-8	255	270	285	300	315	330	345	360	375
Sgt First Class	2nd Sergeant	E-7	235	245	260	275	290	305	320	335	350
Staff Sergeant	3rd Sergeant	E-6	210	230	245	260	275	290	305		
Sergeant	1st Patrolman	E-5	180	215	230	245	260	275			
Soldier	2nd Patrolman	E-4	165	200	215	230	245				

NOTE: All salary numbers above are in U.S. \$ per month. Figures as of May 2010.

Combat Plans Division (CPD) Forces

Rank	Current Salary	Number of Soldiers
Lieutenant General	800	1
Major General	700	3
Brigadier General	600	6
Colonel	450	60
Lieutenant Colonel	400	193
Major	350	509
Captain	300	693
1st Lieutenant	250	169
2nd Lieutenant	230	20
Senior Sergeant/1st Sergeant	210	1237
2nd Sergeant	190	Not Available
3rd Sergeant	165	Not Available
Soldier	120	2164

NOTE: All salary numbers above are in U.S. \$ per month. Figures as of May 2010.

FIGURE 3.4Pay Charts for Individuals in the Afghan Legal System⁴²

Supreme Court

Title	Current Salary	Number of Judges
Chief Justice	1,625	1
High Council Members	1,463	8
General Administrator Director of the Judiciary	1,138	1
Supreme Court Advisors	1,300	36
Appeals Court Directors	1,138	34
Supreme Court Department Directors	1,138	11
Appeals Court Dewans Directors	950	102
Appeals Court Members	650	192
Primary Court Dewans Directors	585	56
Urban Court Directors	520	28
District Primary Court Directors	455	230
Supreme Court Department Professional Members	390	57
Primary Court Judicial Members	325	625

NOTE: All salary numbers above are in U.S. \$ per month. Figures as of May 2010.

Ministry of Justice Legal Aid Department

Title	Current Salary
Directors of Legal Aid	260
Legal Aid Providers	200
Legal Aid Providers hired by World Bank	520
Advocates	N/A

NOTE: All salary numbers above are in U.S. \$ per month. Figures as of May 2010.

Attorney General Prosecutor

Title	Current Salary
Average Prosecutor	86

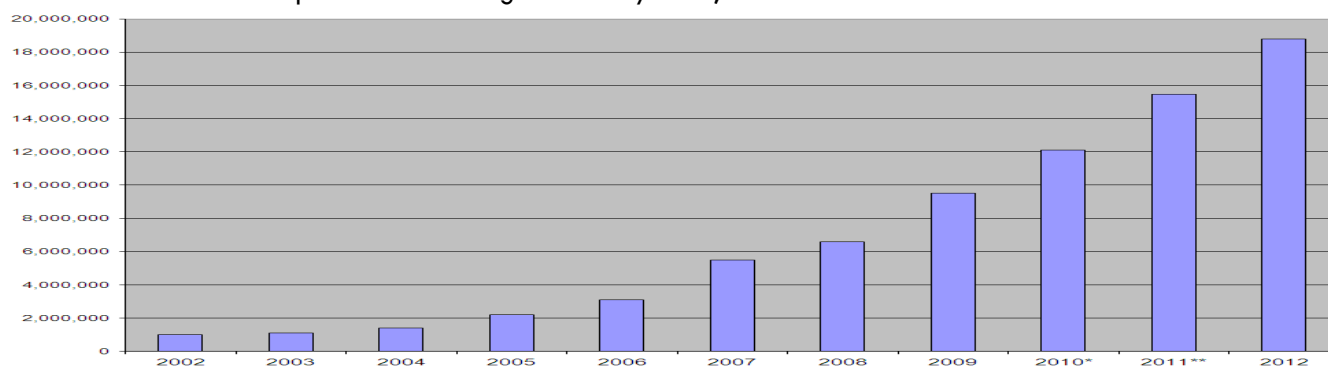
NOTE: All salary numbers above are in U.S. \$ per month. Figures as of May 2010.

FIGURE 3.5Comparison of Electricity Supply Sources and Capacity: 1979, 2002, 2007 and 2009⁴³

YEAR	HYDRO (MW)	THERMAL (MW)	IMPORTED (MW)	OTHER* (MW)	TOTAL CAPACITY (MW)
1979	259	137	0	0	396
2002	16	16	87	0	243
2007	90	90	167	133	652
2009	n/a	n/a	n/a	n/a	1028.5

*Includes diesel, micro-hydro and renewable

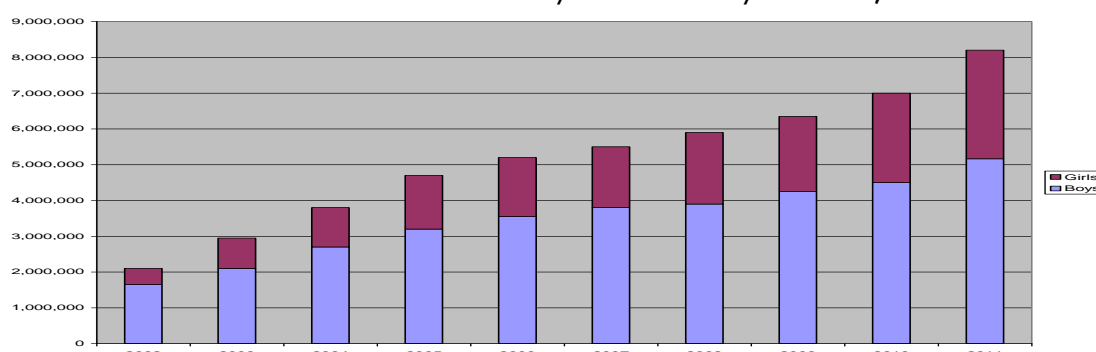
NOTE: As of September 2009, it is estimated that 15 percent of households in urban centers have access to electricity and 6 percent in rural locations have access. Operational capacity was 60 percent of installed total capacity at last report.

FIGURE 3.6Estimated Number of Telephone Users in Afghanistan by Year, 2002-2012⁴⁴

*2010 figures as of March 31, 2010. **2012 figures are estimates using an average of 2010 and 2012 figures.

FIGURE 3.7Education Metrics⁴⁵

Estimated Annual Enrollment in Elementary and Secondary Education, 2002-2011



NOTE: It is estimated that in 2001 less than 1 million students were enrolled in primary/secondary education, virtually none of them girls.

FIGURE 3.8

Healthcare Metrics

% People Living In Districts Where Basic Package of Health Care Program (BPHC) Is Being Implemented⁴⁶

2003	9%
2005	77%
2006	82%

NOTE: The BPHC is a program started in 2002 by the Ministry of Public Health to provide essential basic healthcare throughout Afghanistan's districts.

Life Expectancy⁴⁷

	2004	2006	2010
Men	42	44	62
Women	42	43	64

Infant and Children Under-Five Mortality Rates (Per 1,000 Live Births)⁴⁸

	2003	2006	2008	2010
Infant	165	129	111	77
Children Under Five	257	191	161	97

NOTE: 2010 numbers do not include the "South Zone" of Afghanistan which was too violent to get accurate reporting on. It is believed that mortality rates there are about 15-25% higher.

% OF AFGHAN CHILDREN RECEIVING VARIOUS VACCINATIONS⁴⁹

	2003	2006
BCG Vaccine	57%	70%
Polio Vaccine	30%	70%

NOTE: The BCG is a vaccination to prevent tuberculosis.

4. POLLING & PUBLIC OPINION

AFGHANISTAN IN 2012: A SURVEY OF THE AFGHAN PEOPLE⁵⁰

Asia Foundation, November 2012

(6,290 Afghan adults from throughout the country were interviewed)

FIGURE 4.1

Present Condition of Various Infrastructure in Localities, 2007-2012

INFRASTRUCTURE	VERY/QUITE GOOD (%)						QUITE/VERY BAD (%)					
	'07	'08	'09	'10	'11	'12	'07	'08	'09	'10	'11	'12
Availability of clean drinking water	63	62	63	63	70	76	36	38	37	37	29	24
Availability of water for irrigation	59	47	53	49	45	52	40	49	45	47	49	44
Availability of jobs	30	21	24	27	31	29	69	78	76	72	70	70
Supply of electricity	31	25	34	34	34	36	68	74	65	66	65	62
Availability of medical care	56	49	49	46	57	58	44	50	51	53	42	42
Availability of education for children	72	70	67	68	73	77	28	29	33	32	27	22

Survey Released: September 2007, October 2008, October 2009, November 2010, November 2011, and November 2012.

FIGURE 4.2

Question: Which Is The Main Source From Where You Normally Get Information About What Is Happening In The Country? (2007-2012)

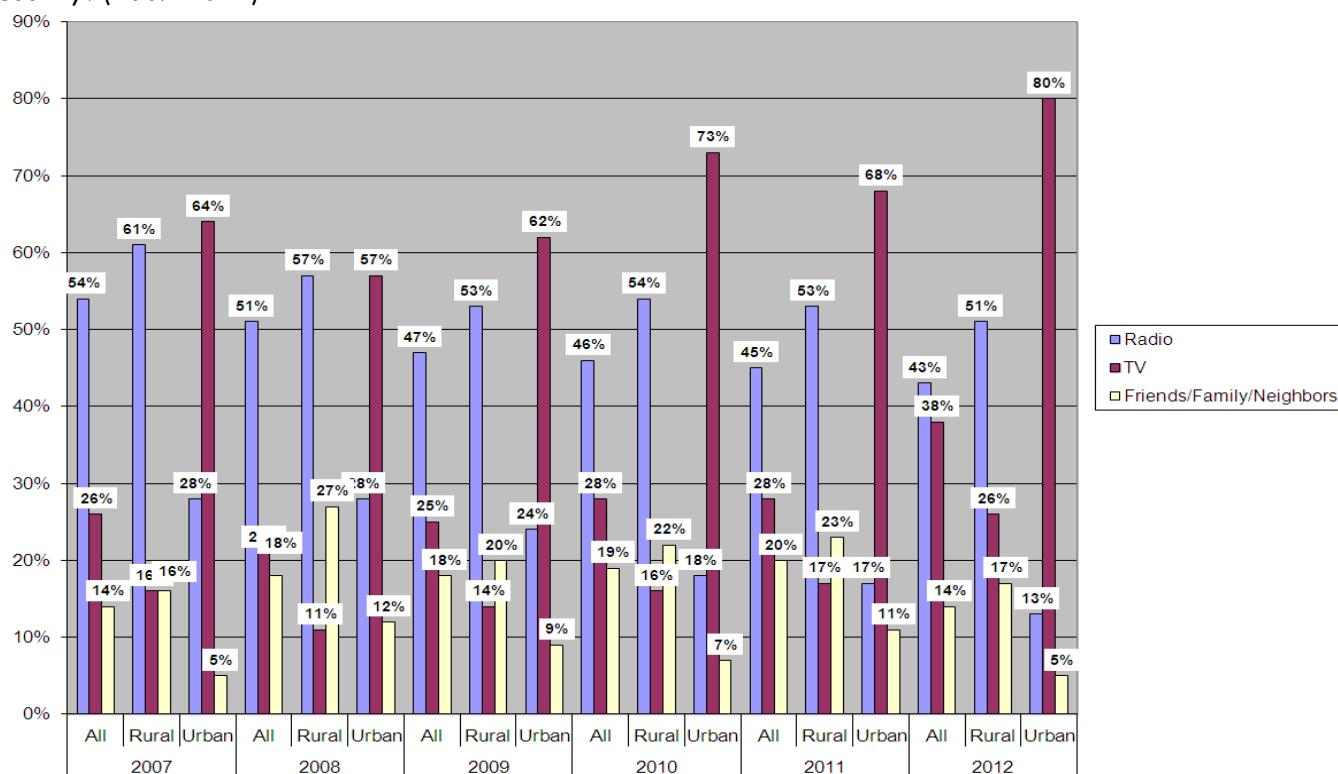
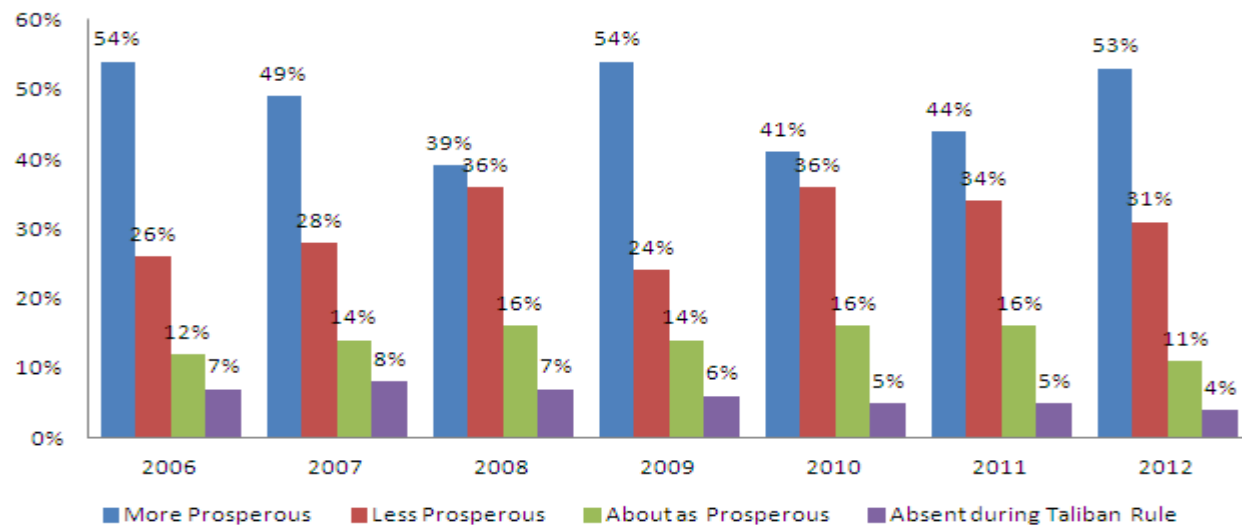
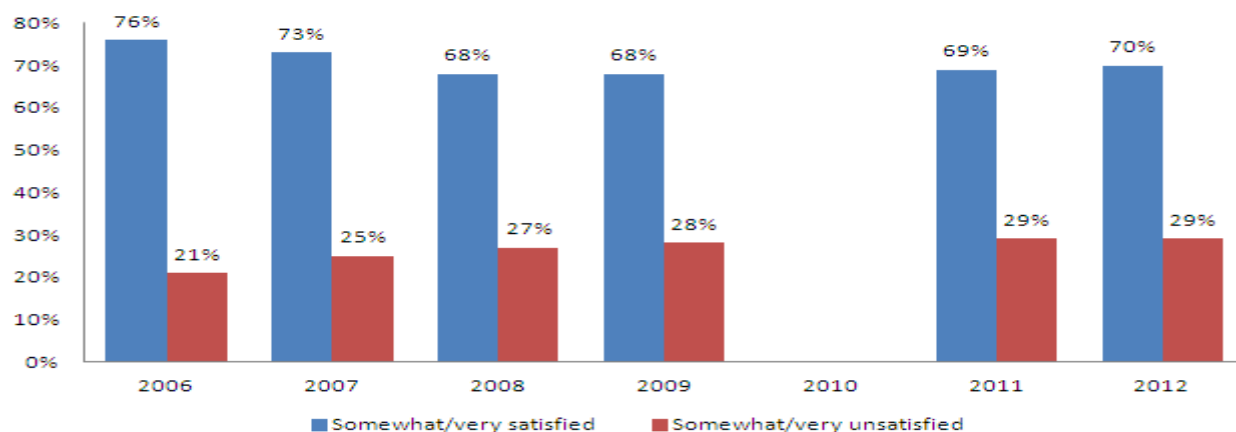


FIGURE 4.3

Question: If you think about your family, would you say that today your family is more prosperous, less prosperous, or about as prosperous as under the Taliban government? (2006-2012)

**FIGURE 4.4**

Question: On the whole how satisfied or dissatisfied are you with how the way democracy works in Afghanistan? (2006-2012)

**FIGURE 4.5**

Question: Generally speaking, do you think things are going the right direction or the wrong direction in Afghanistan? (2006-2012)

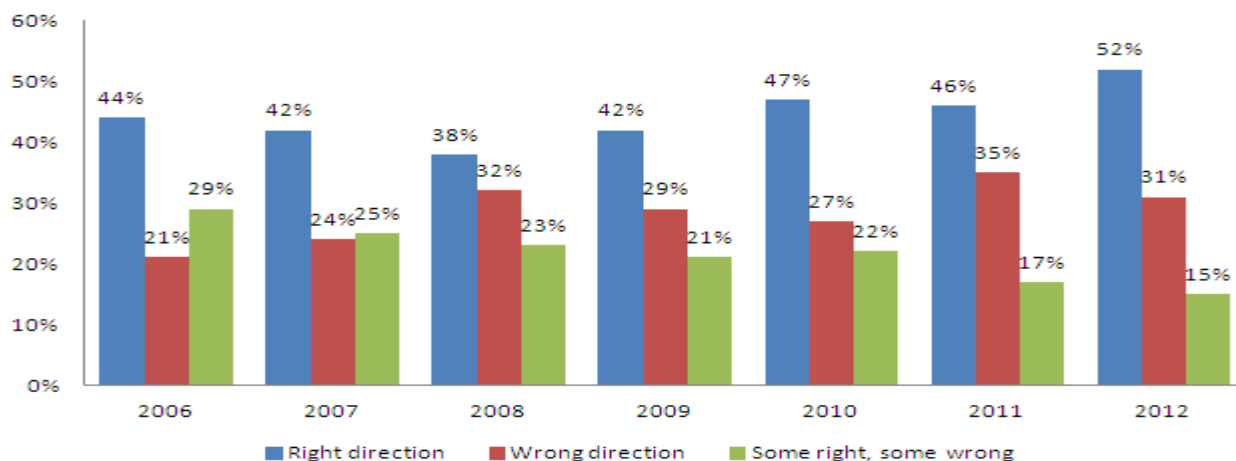
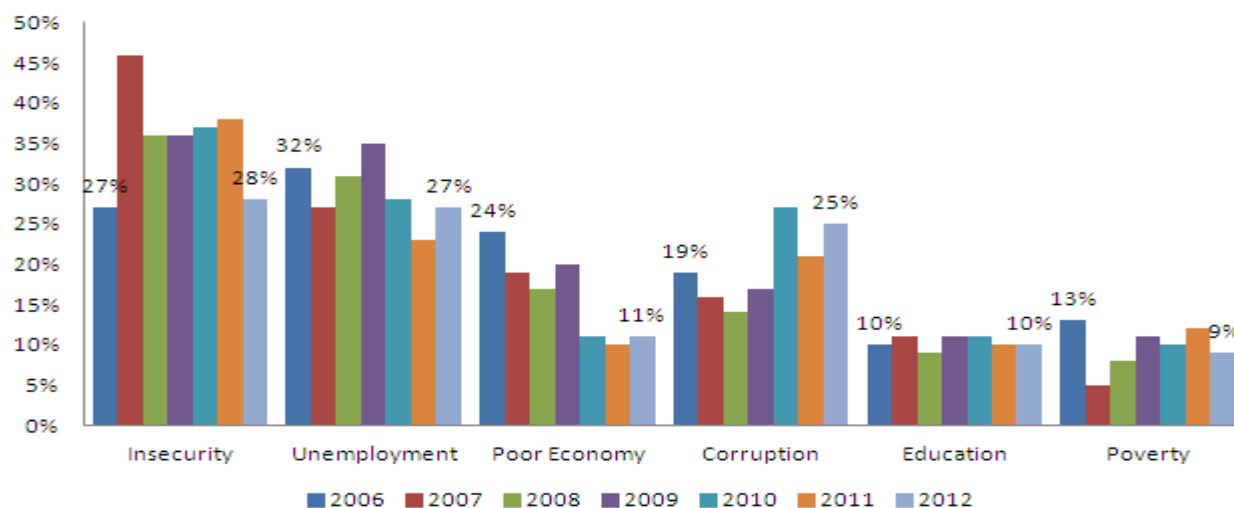
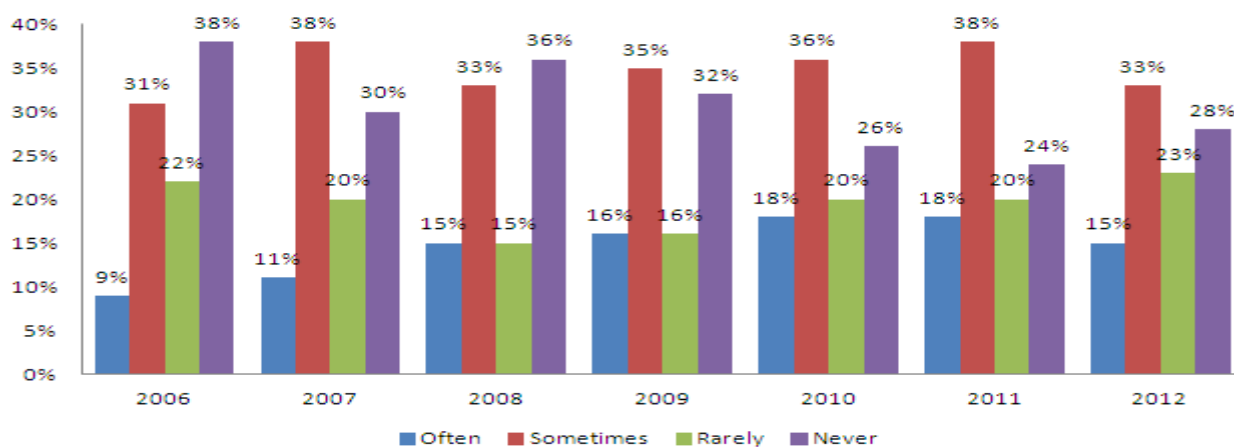


FIGURE 4.6

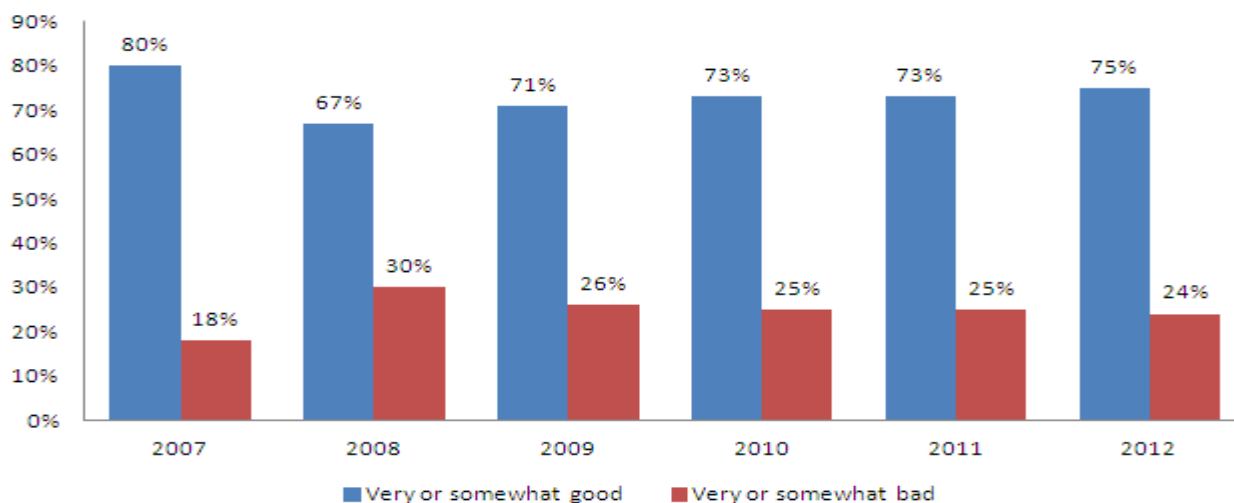
Question: What is the biggest problem facing Afghanistan as a whole? (2006-2012)

**FIGURE 4.7**

Question: How often do you fear for your own personal safety or that of your family these days? (2006-2012)

**FIGURE 4.8**

Question: Thinking of the national government, how do you feel about the way it is carrying out its responsibilities? (2006-2012)



AFGHANISTAN: WHERE THINGS STAND⁵¹

ABC News/BBC/ARD Poll, November 2010

(1,691 Afghan adults from throughout the country were interviewed)

Previous surveys depicted took place March 2004, September 2005, September 2006, November 2007, January 2009, December 2009, and November 2010.

FIGURE 4.9

Question: Is Your Opinion of the Taliban Very Favorable, Somewhat Favorable, Somewhat Unfavorable Or Very Unfavorable?

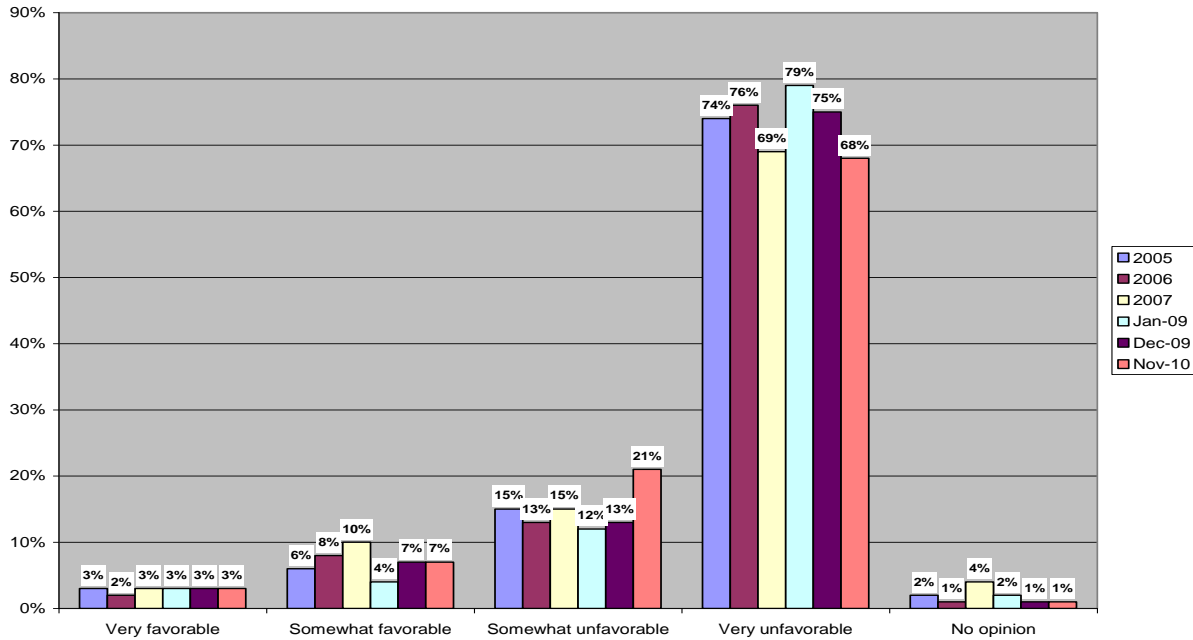
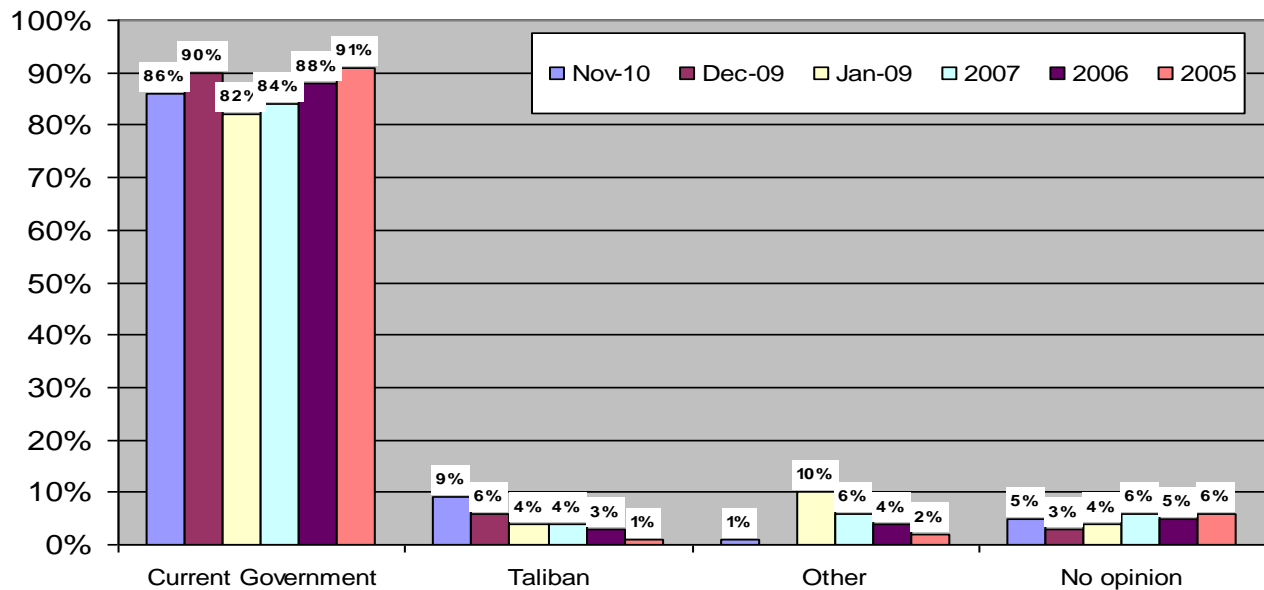


FIGURE 4.10

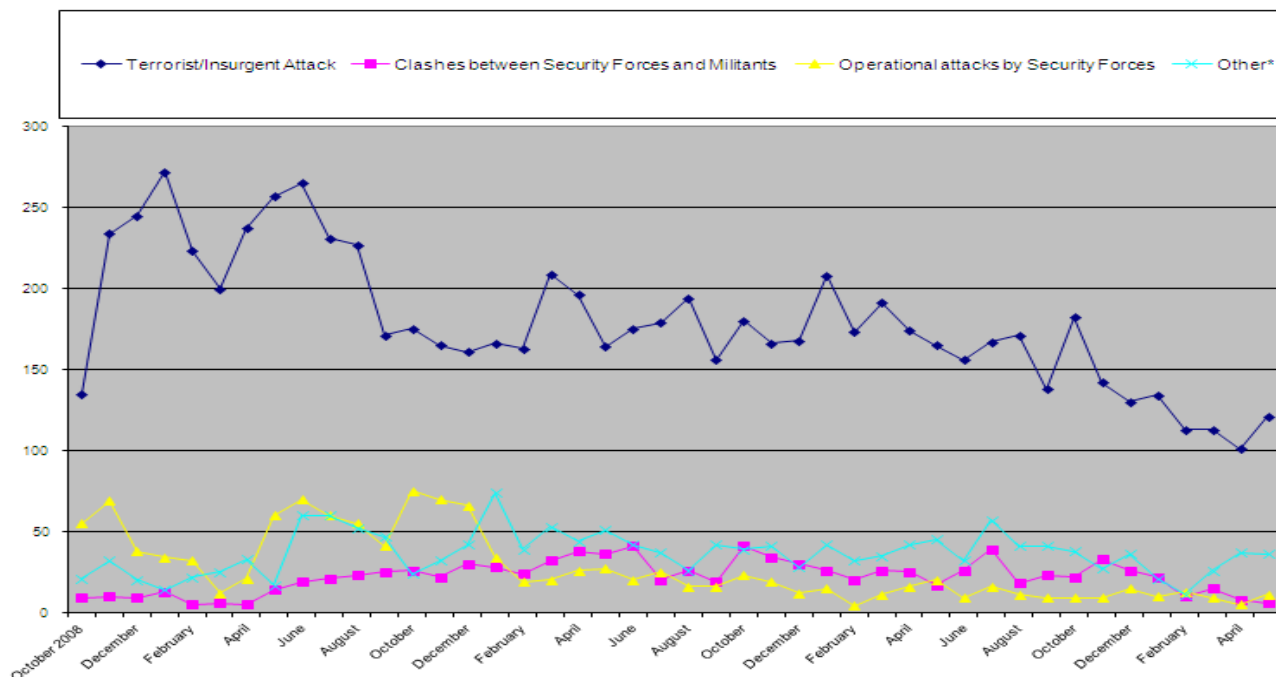
Question: Who Would You Rather Have Ruling Afghanistan Today?



5. PAKISTAN INDICATORS

FIGURE 5.1

Number of Monthly Attacks by Type, October 2008-Present⁵²



*"Other" includes ethnic & political violence, inter-tribal clashes and cross-border attacks. We have excluded drone attacks from the "other" category as it is covered later in the Index.

FIGURE 5.2

Monthly Fatalities as a Result of Attacks by Group, October 2008-Present⁵³

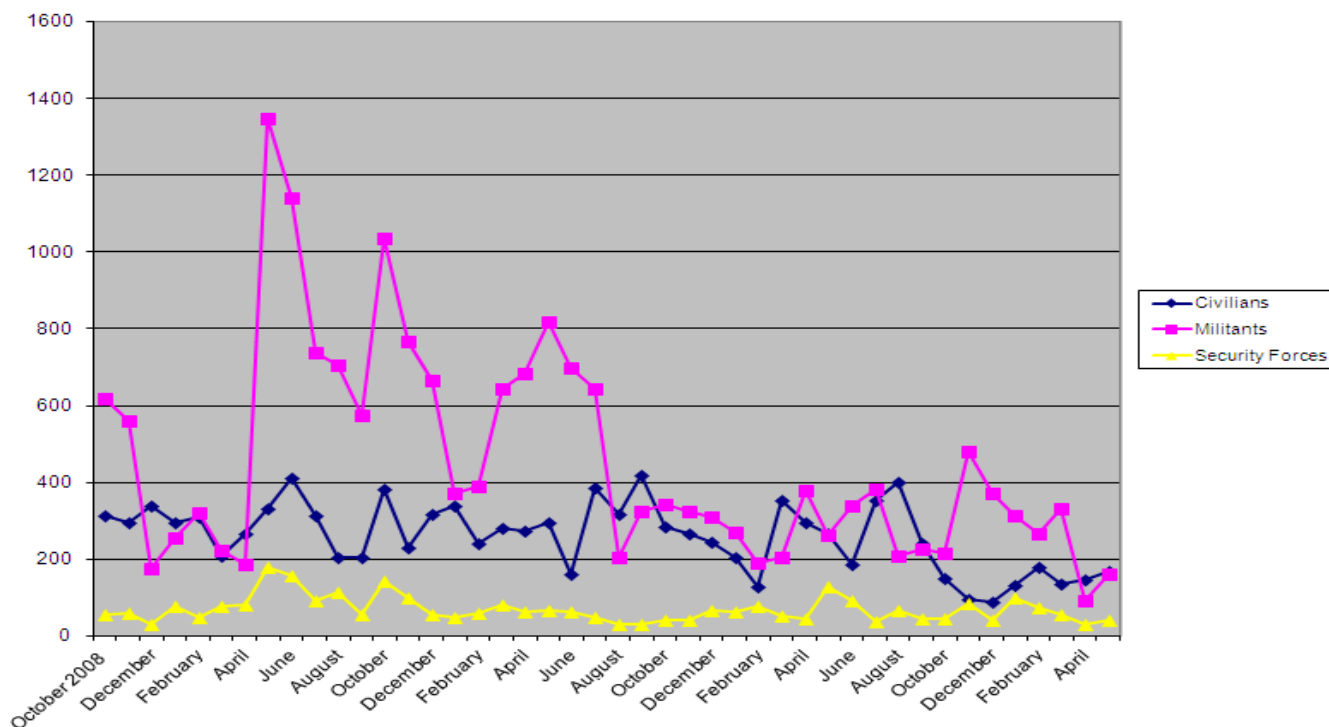
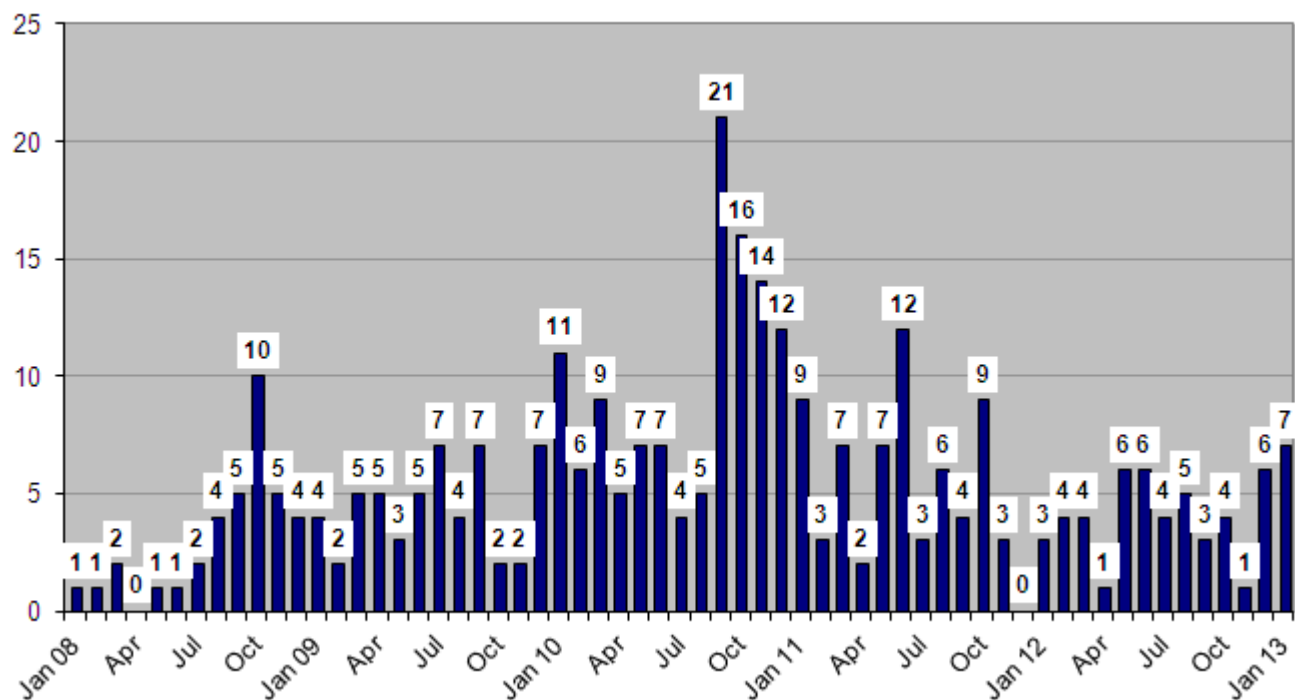
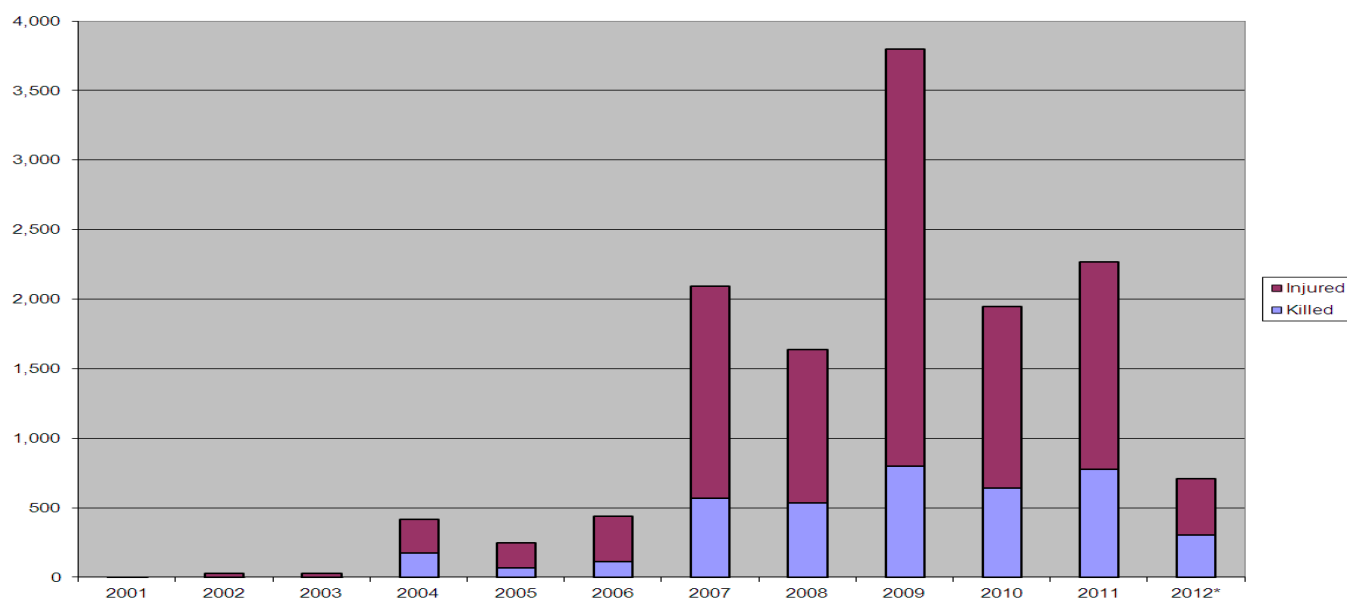


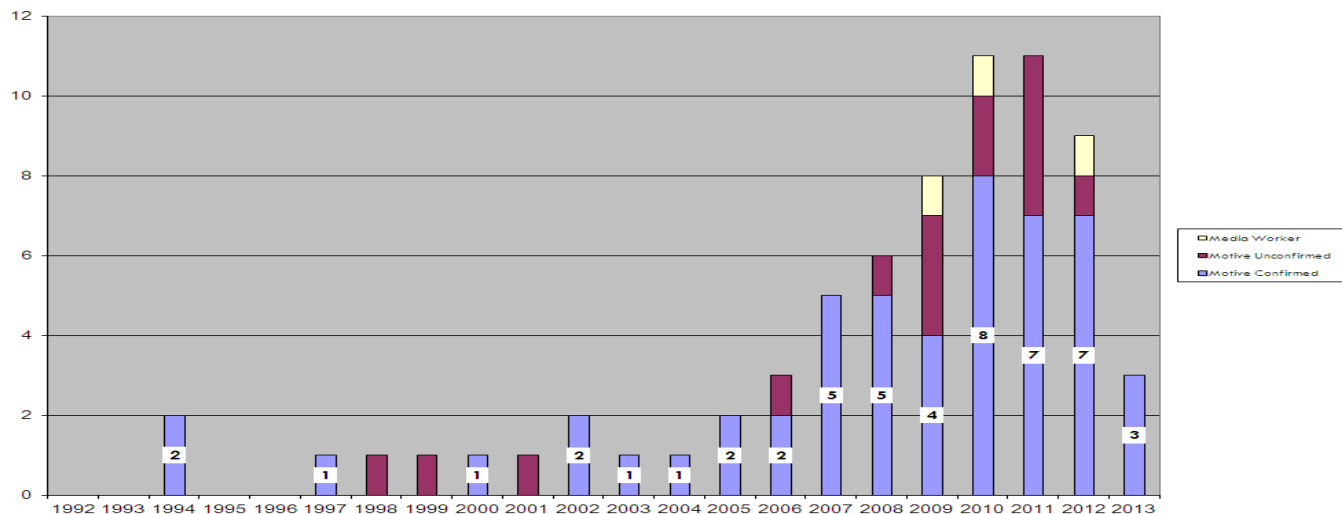
FIGURE 5.3Monthly Unmanned Drone Strikes in Pakistan, 2008-2013⁵⁴**NOTE:** Figures are cumulative from 2004-2012 (through publication date).**FIGURE 5.4**Estimated Total Deaths from U.S. Drone Strikes in Pakistan, 2006-2013⁵⁵

		DEATHS (low)	DEATHS (high)
2013*	All	37	44
	Militant	37	44
2012	All	218	343
	Militant	189	308
2011	All	367	600
	Militant	304	488
2010	All	611	1,028
	Militant	555	960
2009	All	354	721
	Militant	241	508
2008	All	229	347
	Militant	157	265
2004-07	All	155	200
	Militant	43	76
Total	All	1,953	3,279
	Militant	1,526	2,649

*Through January 3, 2013

FIGURE 5.5Pakistani Army Casualties, 2001-2012⁵⁶

Numbers from 2001-2009 are from the Pakistani military. 2010-12 numbers are via The Pak Institute for Peace Studies and are through May 2012.

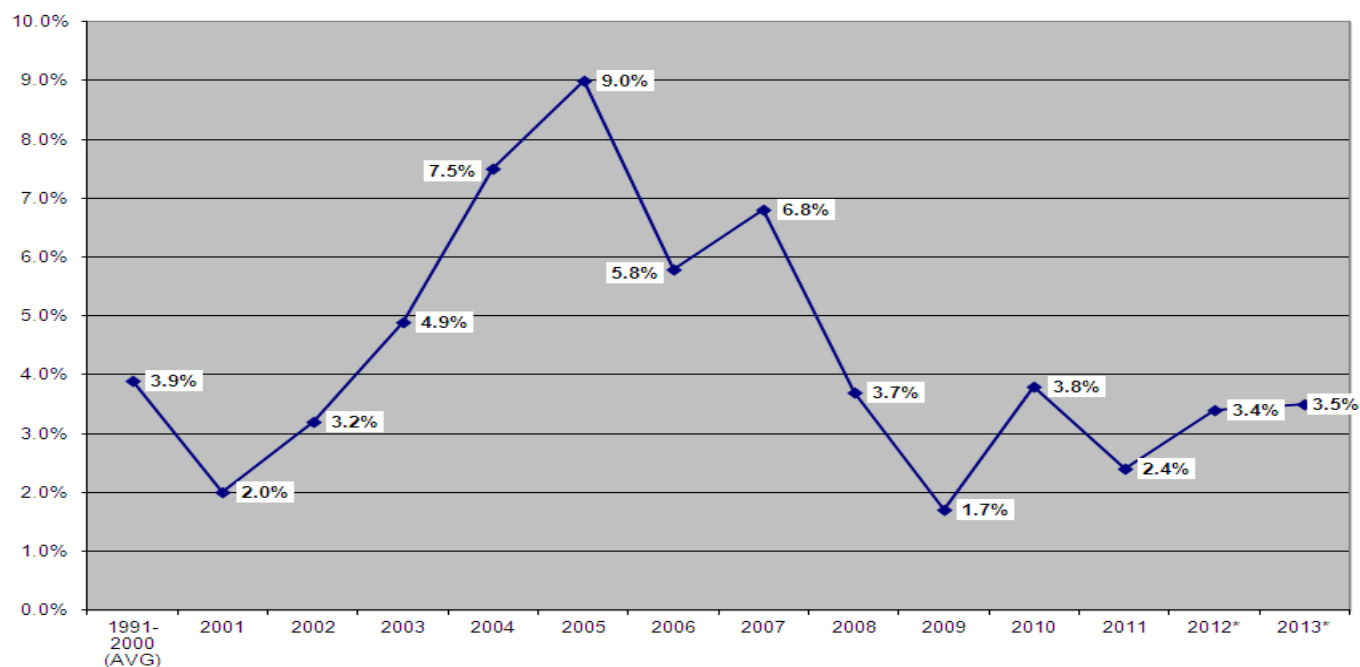
FIGURE 5.6Journalists Killed in Pakistan Since 1992⁵⁷

NOTE: A total of 51 journalists have been killed "motive confirmed" since the Committee to Protect Journalists (CPJ) began tracking in 1992. Through January 2013, Pakistan ranked in the top-5 deadliest countries for journalists each year since 2005, according to CPJ.

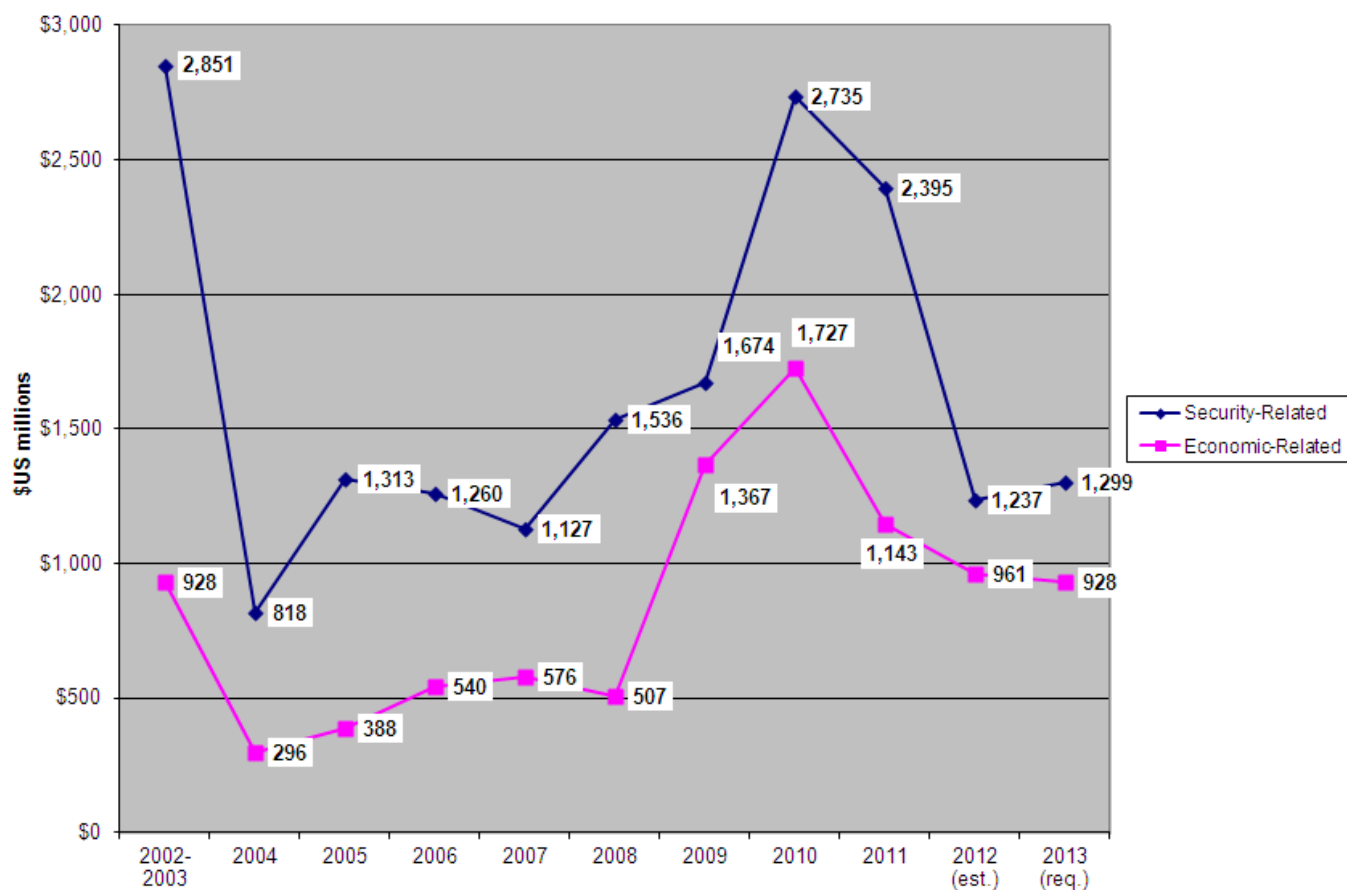
FIGURE 5.7Number of Pakistani Asylum Applications, 2001 through 2011⁵⁸

Year	Applications	Year	Applications
2001	10,728	2007	14,434
2002	10,070	2008	13,247
2003	13,371	2009	11,175
2004	10,880	2010	10,959
2005	7,802	2011	18,141
2006	7,590		

NOTE: In each year from 2007-2009, several countries reported a range of 1-4 individuals as an asterisk rather than an actual number. These individuals were not included in the totals above and make up a very small additional number.

FIGURE 5.8Annual Real GDP Growth Rate⁵⁹

*Figures based at least in part on estimates

FIGURE 5.9Direct Overt U.S. Aid and Military Reimbursements to Pakistan, FY 2002-FY 2013⁶⁰

6. AFGHANISTAN RESEARCH TOOLS

FIGURE 6.1

Additional Sources of Information on Afghanistan and Pakistan

Source	Web Site Address
<p>International Security Assistance Force</p> <p><i>ISAF, in support of the Government of the Islamic Republic of Afghanistan, conducts operations in Afghanistan to reduce the capability and will of the insurgency, support the growth in capacity and capability of the Afghan National Security Forces (ANSF), and facilitate improvements in governance and socio-economic development, in order to provide a secure environment for sustainable stability that is observable to the population.</i></p>	<p>http://www.isaf.nato.int/</p>
<p>Afghanistan Conflict Monitor</p> <p><i>An Initiative of the Human Security Report Project at the School for International Studies at Simon Fraser University. Provides summaries of academic articles and reports, links to documents, publications and data.</i></p>	<p>http://www.afghanconflictmonitor.org/</p>
<p>AfghanWire</p> <p><i>Afghanwire.com provides an internet-based news and information service to organizations and professional users who want to monitor Afghanistan's national media outlets.</i></p>	<p>http://www.afghanwire.com/</p>
<p>The Afghanistan Analysts Network</p> <p><i>The Afghanistan Analysts Network (AAN) is a non-profit, independent policy research organization. It aims to bring together the knowledge, experience and drive of a large number of experts to better inform policy and to increase the understanding of Afghan realities. It is driven by engagement and curiosity and is committed to producing independent, high quality and research-based analysis on developments in Afghanistan.</i></p>	<p>http://aan-afghanistan.com/</p>
<p>Afghanistan Research and Evaluation Unit</p> <p><i>The Afghanistan Research and Evaluation Unit (AREU) is an independent research institute based in Kabul. AREU's mission is to inform and influence policy and practice through conducting high-quality, policy-relevant research and actively disseminating the results, and to promote a culture of research and learning.</i></p>	<p>http://www.areu.org.af/?Lang=en-US</p>
<p>International Crisis Group</p> <p><i>The International Crisis Group is an independent, non-profit, non-governmental organization committed to preventing and resolving deadly conflict.</i></p>	<p>http://www.crisisgroup.org/</p>

¹ Hannah Fairfield and Kevin Quealy, "Troop Levels in Afghanistan Since 2001," *New York Times*, October 1, 2009. Accessed at: <http://www.nytimes.com/interactive/2009/10/01/world/middleeast/afghanistan-policy.html>. Institute for the Study of War, "Afghanistan Order of Battle", November 2009. Accessed at: <http://www.understandingwar.org/files/AfghanistanORBAT.pdf>. February 2010 figures: David Petraeus, *Meet the Press*, February 21, 2010, accessed at www.msnbc.com. "US weighs more troops for north Afghanistan: official", *Agence France Presse*, March 19, 2010. John J. Kruzal, "Special Forces in Iraq to Remain through Drawdown", *American Forces Press Service*, April 1, 2010. Anne Gearan, "More US troops in Afghanistan than Iraq, a first", *Associated Press*, May 24, 2010. Luis Martinez, "Gates, Mullen & Clinton React to McChrystal", *ABC News*, June 24, 2010. Robert Reid, "US casualties in Afghanistan soar to record highs", *The Associated Press*, July 31, 2010. Robert Reid, "5 More American Troops Die in Afghan Fighting", *Associated Press*, August 31, 2010. Robert Burns and Julie Pace, "With Afghan control by 2014, Obama sees combat end", *Associated Press*, November 21, 2010. Tom Vanden Brook, "Afghan pilot kills 9 U.S. trainers", *USA Today*, April 28, 2011. "American Forces in Afghanistan and Iraq", *New York Times*, June 22, 2011. Admiral Michael Mullen, "Statement Before the Armed Services Committee on Afghanistan and Iraq", September 22, 2011. Accessed at: <http://armed-services.senate.gov/statemnt/2011/09%20September/Mullen%2009-22-11.pdf>. Jim Garamone, "Report Cites Security Progress in Afghanistan", *American Forces Press Services*, October 28, 2011. Lolita C. Baldor, "10K US Troops Left Afghanistan in 2011", *Associated Press*, December 22, 2011. Jim Garamone, "Officials Discuss Troop Numbers, Partnership With Afghanistan", *American Forces Press Service*, March 22, 2011. Mathieu Rabechault, "Long-term 'challenges' in Afghanistan: US military", *Agence France Presse*, May 1, 2012. David Martin, "Green on blue' attacks a growing problem", *CBS News*, August 10, 2012. Jim Garamone, "Panetta Discusses Operations in Afghanistan", *American Forces Press Service*, September 27, 2012. U.S. Department of Defense, "DOD Press Briefing with George Little from the Pentagon", January 29, 2013. <http://www.defense.gov/Transcripts/Transcript.aspx?TranscriptID=5184>.

² Michael O'Hanlon and Adriana Lins de Albuquerque, "Afghanistan Index", February 23, 2005. Accessed at: <http://www.brookings.edu/~media/Files/Programs/FP/afghanistan%20index/index20050223.pdf>. Victor Davis Hanson, "Will Iraq work? That's up to us", *National Review Online*, April 23, 2004. U.S. Department of State, "The U.S. and Nato: An Alliance of Purpose", June 2004. Jon Lee Anderson, "The Man in the Palace: Hamid Karzai and the dilemma of being Afghanistan's President", *The New Yorker*, June 6, 2005. Thom Shanker, "Coalition Steps Up Raids as Afghan Elections Approach", *The New York Times*, August 20, 2005. Ahmed Rashid, "Nato's Afghanistan troop dilemma", *BBC News*, December 26, 2005. Michael R. Gordon, "NATO Moves to Tighten Grip in Afghanistan", *The New York Times*, June 9, 2006. Peter Bergen, "Trees and tapes may hint at bin Laden location", *CNN*, August 28, 2006. Mark John and Kristin Roberts, "NATO takes over Afghanistan war", *The Sydney Morning Herald*, September 30, 2006. U.S. Department of Defense, "Correcting the Record", October 5, 2006. Thom Shanker, "Leaving NATO, U.S. General Still Seeks Troops for Afghanistan", *The New York Times*, December 21, 2006. *CBC News*, "NATO troops in Afghanistan in November 2006", November 29, 2006. "ISAF Troop Placemat", NATO-ISAF Web site. Accessed at: <http://www.isaf.nato.int/en/isaf-placemat-archives.html>.

³ "ISAF Troops Placemat", NATO-ISAF website. Accessed at: <http://www.isaf.nato.int/en/isaf-placemat-archives.html>.

⁴ U.S. Department of Defense, "Report on Progress toward Security and Stability in Afghanistan", Report to Congress in Accordance with the 2008 National Defense Authorization Act, June 2008, p. 22. Accessed at: http://www.defenselink.mil/pubs/Report_on_Progress_toward_Security_and_Stability_in_Afghanistan_1230.pdf. GAO-08-661, "Afghanistan Security: Further Congressional Action May Be Needed to Ensure Completion of a Detailed Plan to Develop and Sustain Capable Afghan National Security Forces", *Government Accountability Office*, June 2008, p. 33. Accessed at: <http://www.gao.gov/new.items/d08661.pdf>. Major General Robert Cone, Press Conference from Afghanistan, November 12, 2008. Accessed at: <http://www.defenselink.mil/transcripts/transcript.aspx?transcriptid=4314>. "ISAF Troops Placemat", NATO-ISAF website. Accessed at: http://www.nato.int/ISAF/docu/epub/pdf/isaf_placemat.pdf. Special Inspector General for Afghanistan Reconstruction, "Quarterly Report to the United States Congress", January 30, 2010, p. 60. Accessed at: http://www.sigar.mil/reports/quarterlyreports/jan2010/pdf/SIGAR_Jan2010.pdf. ISAF, "Metrics Brief May 2010", unclassified briefing slides. David Gollust, "US Envoy Reports Progress on Afghan Security", *Voice of America*, December 21, 2004. Caroline Wadhams, "Afghanistan: Four Years After the Invasion", *Center for American Progress*, October 2005, p. 5. Accessed at: <http://www.americanprogress.org/kf/afghanistan.pdf>. Anthony Cordesman, "Winning in Afghanistan: How to Face the Rising Threat", *Center for Strategic and International Studies*, December 12, 2006, p. 65. Accessed at: <http://www.comw.org/warreport/fulltext/0612cordesman.pdf>. CJ Radin, "Afghan National Security Forces Order of Battle", *The Long War Journal*, January 2008. Accessed at: [http://www.longwarjournal.org/multimedia/ANSF%20OObpage%206-%20ANP%20\(2008.01.11%20cjr\).pdf](http://www.longwarjournal.org/multimedia/ANSF%20OObpage%206-%20ANP%20(2008.01.11%20cjr).pdf). ISAF, "Metrics Brief February 2011", unclassified briefing slides. ISAF, "Metrics Brief May 2011", unclassified briefing slides. Gen John Keane, "Congressional Testimony", *House Armed Services Committee*, July 27, 2011. Accessed at: http://armedservices.house.gov/index.cfm/files/serve?File_id=29a3688f-b167-4dc7-b78c-7a836a34e144. ISAF, "September 2011 ANSF Progress Overview", unclassified briefing slides. ISAF, "October 2011 ANSF Progress Overview", unclassified briefing slides. ISAF, "November 2011 ANSF Progress Overview", unclassified briefing slides. ISAF, "January 2012 ANSF Progress Overview", unclassified briefing slides. ISAF, "February 2012 ANSF Progress Overview", unclassified briefing slides. ISAF, "March 2012 ANSF Progress Overview", unclassified briefing slides. ISAF, "April 2012 ANSF Progress Overview", unclassified briefing slides. International Security Assistance Force, "ISAF Factsheet on Current ANSF Status", October 16, 2012. Accessed at: <http://www.isaf.nato.int/article/isaf-releases/isaf-factsheet-on-current-ansf-status.html>.

⁵ ISAF, "Metrics Brief February 2011", unclassified briefing slides. Rod Nordland, "Some Police Recruits Impose 'Islamic Tax' on Afghans", *The New York Times*, June 13, 2011. General John R. Allen, "Hearing of the Senate Armed Services Committee Subject: Situation in Afghanistan", *Senate Armed Services Committee*, March 22, 2012. U.S. Department of Defense, "Report on Progress toward Security and Stability in Afghanistan", Report to Congress in Accordance with the 2008 National Defense Authorization Act, December 2012, p. 81. Accessed at: http://www.defenselink.mil/pubs/Report_on_Progress_toward_Security_and_Stability_in_Afghanistan_1230.pdf.

⁶ M. O'Hanlon, I. Livingston and H. Messera, "States of Conflict: An Update", *The New York Times*, December 27, 2010. General John R. Allen, "Hearing of the Senate Armed Services Committee Subject: Situation in Afghanistan", *Senate Armed Services Committee*, March 22, 2012.

⁷ Ibid. Department of Defense, "DOD News Briefing with Lt. Gen. Caldwell via Teleconference from Afghanistan", August 23, 2010. ISAF, "Metrics Brief September 2010", unclassified briefing slides. ISAF, "Metrics Brief October 2010", unclassified briefing slides. ISAF, "Metrics Brief January 2011", unclassified briefing slides. ISAF, "October 2011 ANSF Progress Overview", unclassified briefing slides. ISAF, "November 2011 ANSF Progress Overview", unclassified briefing slides. ISAF, "January 2012 ANSF Progress Overview", unclassified briefing slides. ISAF, "March 2012 ANSF Progress Overview", unclassified briefing slides. ISAF, "April 2012 ANSF Progress Overview", unclassified briefing slides.

⁸ ISAF, "Metrics Brief September 2010", unclassified briefing slides.

⁹ ISAF, "Metrics Brief April 2011", unclassified briefing slides. ISAF, "January 2012 ANSF Progress Overview", unclassified briefing slides. U.S. Department of Defense, "Report on Progress toward Security and Stability in Afghanistan", Report to Congress in Accordance with the 2008 National Defense Authorization Act, December 2012, p. 58. Accessed at: http://www.defenselink.mil/pubs/Report_on_Progress_toward_Security_and_Stability_in_Afghanistan_1230.pdf.

¹⁰ ISAF, "Metrics Brief September 2010", unclassified briefing slides. ISAF, "Metrics Brief June 2011", unclassified briefing slides. General John R. Allen, "Hearing of the Senate Armed Services Committee Subject: Situation in Afghanistan", *Senate Armed Services Committee*, March 22, 2012. U.S. Department of Defense, "Report on Progress toward Security and Stability in Afghanistan", Report to Congress, April 2012, p. 43. Accessed at: http://www.defense.gov/pubs/pdfs/Report_Final_SecDef_04_27_12.pdf. U.S. Department of Defense, "Report on Progress toward Security and Stability in Afghanistan", Report to Congress in Accordance with the 2008 National Defense Authorization Act, December 2012, p. 93. Accessed at: http://www.defenselink.mil/pubs/Report_on_Progress_toward_Security_and_Stability_in_Afghanistan_1230.pdf.

¹¹ Moshe Schwartz, "Department of Defense Contractors in Iraq and Afghanistan: Background and Analysis", *Congressional Research Service*, December 14, 2009. Accessed at: <http://www.fas.org/sqp/crs/natsec/R40764.pdf>. Matt Kelley, "Afghanistan Becomes More Dangerous For Contractors", *USA Today*, April 22, 2010. Moshe Schwartz, "Department of Defense Contractors in Iraq", *Congressional Research Service*, July 2, 2010. <http://www.fas.org/sqp/crs/natsec/R40764.pdf>. Moshe Schwartz, "The Department of Defense's Use of Private Security Contractors in Afghanistan and Iraq: Background, Analysis, and Options for Congress", February 21, 2011, p. 8. Accessed at: <http://www.scribd.com/doc/49497821/CRS-report-on-PSCs-in-Afghanistan-and-Iraq-02232011> (and subsequent updates). "CENTCOM Quarterly Contractor Census Reports", Office of the Deputy Assistant Secretary of Defense. Accessed at: http://www.acq.osd.mil/log/PS/CENTCOM_reports.html.

¹² Moshe Schwartz, "The Department of Defense's Use of Private Security Contractors in Afghanistan and Iraq: Background, Analysis, and Options for Congress", February 21, 2011, p. 21. Accessed at: <http://www.fas.org/sqp/crs/natsec/R40835.pdf> (and subsequent updates).

- ¹³U.S. Mission Kabul, "Metrics Brief May 2010", unclassified briefing slides. U.S. Mission Kabul, "Metrics Brief September 2010", unclassified briefing slides. U.S. Mission Kabul, "Metrics Brief March 2011", unclassified briefing slides.
- ¹⁴ Strategic Advisory Group Headquarters ISAF, "Security Metrics: March 2009", prepared April 16, 2009 (and subsequent updates). Yaroslav Trofimov, "In Afghanistan, Attacks Rise, Troop Deaths Fall", *Wall Street Journal*, July 27, 2012. ISAF, Monthly Trends Reports. Accessed at: <http://www.isaf.nato.int/article/news/monthly-trends.html>
- ¹⁵Tom Vanden Brook, "'Insider' Afghan Attacks Blister", *USA Today*, June 14, 2011. General John R. Allen, "Hearing of the Senate Armed Services Committee Subject: Situation in Afghanistan", Senate Armed Services Committee, March 22, 2012. Peter Bergen, "Afghan Army, Police Pose Growing Risk to U.S.", *NATO Troops*, CNN, March 29, 2011. "NATO: Personal Problems Not Taliban Behind Most 'Blue-on-Green' Attacks", *Voice of America*, April 2, 2012. "Green on Blue" Attacks Not an Indicator of Taliban Infiltration: Allen, *Tolo News*, May 21, 2012. "World Briefs: 2 Americans killed in 'green-on-blue' attack", *The Washington Times*, July 22, 2012. Nate Rawlings, "Blue on Green: A Never Ending Trend", *Time.com's Battleland Blog*, July 23, 2012. New America Foundation, "Rapid Mapping 'Green-on-Blue' Attacks", <http://data.newamerica.net/showcase/rapid-mapping-green-blue-attacks>. "U.S. troop killed, 'insider' escapes after latest attack in Afghanistan", *CBS News*, August 20, 2012. Alissa Rubin, "Audacious Raid on NATO Base Shows Taliban's Reach", *The New York Times*, September 17, 2012. icasualties.org Operation Enduring Freedom Casualty Count website. Accessed at: <http://icasualties.org/OEF/Default.aspx>.
- ¹⁶ U.S. Department of Defense Operation Iraqi Freedom and Operation Enduring Freedom Casualty page. Accessed at: <http://www.defenselink.mil/news/casualty.pdf>. Historical data accessed at: <http://siadapp.dmdc.osd.mil/personnel/CASUALTY/castop.htm> icasualties.org Operation Enduring Freedom Casualty Count website. Accessed at: <http://icasualties.org/oef/byNationality.aspx?hndQry=US>
- ¹⁷ icasualties.org Operation Enduring Freedom Casualty Count website. Accessed at: <http://icasualties.org/oef/byNationality.aspx?hndQry=US>
- ¹⁸ icasualties.org Operation Enduring Freedom Casualty Count website. Accessed at: <http://icasualties.org/OEF/Default.aspx>
- ¹⁹ icasualties.org Operation Enduring Freedom Casualty Count website. Accessed at: <http://icasualties.org/oef/byNationality.aspx?hndQry=US>
- ²⁰ U.S. Department of Defense Operation Iraqi Freedom and Operation Enduring Freedom Casualty page. Accessed at: <http://www.defenselink.mil/news/casualty.pdf>. Historical data accessed at: <http://siadapp.dmdc.osd.mil/personnel/CASUALTY/castop.htm>
- ²¹ Ibid. Office of Workers Compensation Programs, "Defense Base Act Case Summary by Nation", *United States Department of Labor*, March 31, 2010. Accessed at: <http://www.dol.gov/owcp/dlhw/dbaallnation.htm>. "Valerie Bailey Grasso, Baird Webel and Scott Szymendera, "The Defense Act (DBA): The Federally Mandated Workers' Compensation System for Overseas Government Contractors, April 9, 2010. Accessed at: <http://fas.org/sqp/crs/natsec/RL34670.pdf>
- ²² Strategic Advisory Group Headquarters ISAF, "Metrics Brief February 2009", unclassified briefing slides (and subsequent updates). Rod Nordland, "With Raw Recruits, Afghan Police Buildup Falter", *New York Times*, February 2, 2010. Special Inspector General for Afghanistan Reconstruction, "Quarterly Report to the United States Congress", January 30, 2010, p. 61. Accessed at: http://www.sigar.mil/reports/quarterlyreports/jan2010/pdf/SIGAR_Jan2010.pdf. ISAF, "Metrics Brief September 2010", unclassified briefing slides. ISAF, "Metrics Brief May 2011", unclassified briefing slides. Joshua Partlow, "Afghan police casualties soar", *The Washington Post*, August 31, 2011. Matthew Rosenberg, "Taliban Step Up Attacks, Killing 11 Afghan Soldiers", *The New York Times*, July 19, 2012. Lawrence Bartlett, "Afghan Forces Deaths Outstrip NATO's 5-1: Officials", *Agence France-Presse*, July 29, 2012. "Afghan army, police suffer increasing casualties as local forces assume growing burden in war", *Associated Press*, December 3, 2012.
- ²³ David Wood, "Afghan Air War Grows in Intensity", *Baltimore Sun*, July 28, 2008. United Nations Assistance Mission to Afghanistan, "Humanitarian Factsheet", June 29, 2008. Accessed at: <http://www.unama-afg.org/docs/UN-Docs/fact-sheets/2008/08June29-Humanitarian-fact-sheet-English.pdf> United Nations Assistance Mission to Afghanistan, "Armed conflict and Civilian Casualties, Trends and Developments 01 January-31 August, 2008" Accessed at: [http://www.reliefweb.int/rw/RWFiles2008.nsf/FilesByRWDocUnidFilename/EGUA-7JJMA8-full_report.pdf/\\$File/full_report.pdf](http://www.reliefweb.int/rw/RWFiles2008.nsf/FilesByRWDocUnidFilename/EGUA-7JJMA8-full_report.pdf/$File/full_report.pdf) UN Assistance Mission to Afghanistan, "Protection of Civilians", January 5, 2009. UN Office of the Coordination of Humanitarian Affairs (OCHA), "Monthly Humanitarian Update for Afghanistan", January 2009 (and subsequent monthly reports). U.S. Department of Defense, "Report on Progress toward Security and Stability in Afghanistan", Report to Congress in Accordance with the 2008 National Defense Authorization Act, April 2010, Accessed at: http://www.defense.gov/pubs/pdfs/Report_Final_SecDef_04_26_10.pdf. United Nations Assistance Mission to Afghanistan, "Mid Year Report on Protection of Civilians in Armed Conflict", August 2010. Accessed at: <http://www.unhcr.org/refworld/docid/4c6120382.html>. Ibid. Ibid. United Nations Assistance Mission Afghanistan, "Afghanistan Midyear Report 2011: Protection of Civilians in Armed Conflict", July 2011. Accessed at: <http://unama.unmissions.org/Portals/UNAMA/Documents/2011%20Midyear%20POC.pdf>. United Nations Assistance Mission Afghanistan, "2011 Annual Report on Protection of Civilians in Armed Conflict", February 2012. Accessed at: http://unama.unmissions.org/Portals/UNAMA/Documents/UNAMA%20POC%202011%20Report_Final_Feb%202012.pdf. United Nations Assistance Mission Afghanistan, "Afghanistan Midyear Report 2012: Protection of Civilians in Armed Conflict", July 2012. Accessed at: <http://unama.unmissions.org/LinkClick.aspx?fileticket=-vDVBQY1OA%3d&tabid=12254&language=en-US>.
- ²⁴ Ibid. United Nations General Assembly Security Council, "The situation in Afghanistan and its implications for international peace and security", December 10, 2010, p 13. Accessed at: http://www.humansecuritygateway.com/documents/UNGA_A65612_S2010630_SituationinAfghanistanandItsImplicationsforInternationalPeaceandSecurity.pdf. Ibid. Bill Varner, "Afghan Violence, Civilian Deaths Increasing, UN Chief Reports", *Bloomberg News*, June 29, 2011.
- ²⁵ Committee to Protect Journalists, "Journalists Killed in Afghanistan". Accessed at: <http://www.cpi.org/killed/asia/afghanistan/>. Ibid.
- ²⁶ United Nations High Commission on Refugees, "First Internally Displaced Persons (IDPs) Convoy leaves Heart for Badghis", *UNHCR Kabul Press Information*, May 5, 2008. Accessed at: <http://www.unhcr.org/cgi-bin/texis/vtx/afghan?page=kabul&id=481f2a6d2>. United Nations Report of the Secretary General, "The situation in Afghanistan and its implications for international peace and security", December 28, 2009. Accessed at: [http://www.reliefweb.int/rw/RWFiles2009.nsf/FilesByRWDocUnidFilename/EGUA-7ZDSWZ-full_report.pdf/\\$File/full_report.pdf](http://www.reliefweb.int/rw/RWFiles2009.nsf/FilesByRWDocUnidFilename/EGUA-7ZDSWZ-full_report.pdf/$File/full_report.pdf). Internal Displacement Monitoring Centre, "Global statistics: IDP country figures". Accessed at: [http://www.internal-displacement.org/8025708F004CE90B/\(httpCountries\)/DFADB5842F9262BF802570A7004BA6F0?OpenDocument](http://www.internal-displacement.org/8025708F004CE90B/(httpCountries)/DFADB5842F9262BF802570A7004BA6F0?OpenDocument).
- ²⁷ United Nations High Commissioner for Refugees, "Asylum applications lodged in industrialized countries: Levels and trends, 2000-2002", March 11, 2003 and subsequent updates: Accessed at: <http://www.unhcr.org/cgi-bin/texis/vtx/search?page=search&skip=0&cid=49aea93aba&comid=4146b6fc4&keywords=Trends>. David Nakamura, "More Afghans pursue asylum", *The Washington Post*, November 28, 2010.
- ²⁸ ISAF, "September 2011 ANSF Progress Overview", unclassified briefing slides.
- ²⁹ Special Inspector General for Afghanistan Reconstruction, "Quarterly Report to the United States Congress", January 30, 2009, p. 35. Accessed at: http://www.sigar.mil/reports/quarterlyreports/jan09/pdf/Report_-_January_2009.pdf. Special Inspector General for Afghanistan Reconstruction, "Quarterly Report to the United States Congress", January 30, 2010, p. 141. Accessed at: http://www.sigar.mil/reports/quarterlyreports/jan2010/pdf/SIGAR_Jan2010.pdf. Amy Belasco, "The Cost of Iraq, Afghanistan, and Other Global War on Terror Operations Since 9/11", *Congressional Research Service*, March 29, 2011. Accessed at: <http://www.fas.org/sqp/crs/natsec/RL33110.pdf> (and subsequent updates)
- ³⁰ CIA World Factbook, "Afghanistan Country Page", last updated July 24, 2008. Accessed at: <https://www.cia.gov/library/publications/the-world-factbook/geos/af.html>
- ³¹ PBS, "A Woman Among Warlords: Afghanistan's National Assembly" Accessed at: <http://www.pbs.org/wnet/wideangle/episodes/a-woman-among-warlords/afghanistans-national-assembly/67/> Afghanistan Research and Evaluation Unit, "The A to Z Guide to Afghan Assistance", Sixth Edition, February 2008, pp. 56-61. Accessed at: http://www.areu.org.af/index.php?option=com_frontpage&Itemid=25 Afghanistan Research and Evaluation Unit, "The A to Z Guide to Afghanistan Assistance, 2009". Accessed at: http://www.afghanconflictmonitor.org/AREU_AtoZguidedevelopmentassistance2009.pdf. Briefing to Michael O'Hanlon in Afghanistan, March 2011.
- ³² Keith B. Richburg, "In Afghanistan, U.S. seeks to fix a tattered system of justice", *The Washington Post*, February 28, 2010.
- ³³ M. O'Hanlon, I. Livingston and H. Messera, "The States of War", *The New York Times*, June 1, 2010. Briefing to Michael O'Hanlon in Afghanistan, March 2011.
- ³⁴ United Nations Office on Drugs and Crime, "2008 World Drug Report", p. 38. Accessed at: http://www.unodc.org/documents/wdr/WDR_2008/WDR_2008_eng_web.pdf United Nations Office on Drugs and Crime, "Afghanistan Opium Survey 2008",

November 2008, p. 5. Accessed at: http://www.unodc.org/documents/crop-monitoring/Afghanistan_Opium_Survey_2008.pdf. United Nations Office on Drugs and Crime, "2010 World Drug Report", p. 11. Accessed at: http://www.unodc.org/documents/wdr/WDR_2010/World_Drug_Report_2010_lo-res.pdf. United Nations Office on Drugs and Crime, "Afghanistan Opium Survey 2010", September 2010. Accessed at: http://www.unodc.org/documents/crop-monitoring/Afghanistan/Afg_opium_survey_2010_exsum_web.pdf. United Nations Office on Drugs and Crime, "2011 World Drug Report", p. 60. Accessed at: http://www.unodc.org/documents/data-and-analysis/WDR2011/World_Drug_Report_2011_ebook.pdf. United Nations Office on Drugs and Crime, "Afghanistan Opium Survey 2011", October 2011. Accessed at: http://www.unodc.org/documents/crop-monitoring/Afghanistan/Executive_Summary_2011_web.pdf. United Nations Office on Drugs and Crime, "2012 World Drug Report", p. 26. Accessed at: http://www.unodc.org/4BB7BDBA-DDFE-427E-AB95-EF0D39285112/FinalDownload/DownloadId-E97F0CFED54625AB62FC4329B6DECA6F/4BB7BDBA-DDFE-427E-AB95-EF0D39285112/documents/data-and-analysis/WDR2012/WDR_2012_web_small.pdf. United Nations Office on Drugs and Crime, "Afghanistan Opium Survey 2012", November 2012. Accessed at: http://www.unodc.org/documents/crop-monitoring/Afghanistan/Summary_Findings_FINAL.pdf.

³⁵ Ibid.

³⁶ United Nations Office on Drugs and Crime, "Opium Winter Rapid Assessment Survey", February 2008, p. 3. Accessed at: <http://www.unodc.org/documents/crop-monitoring/Afghan-winter-survey-Feb08-short.pdf>. United Nations Office on Drugs and Crime, "Afghanistan Opium Survey 2008 Executive Summary", August 2008, p. 7. Accessed at: http://www.unodc.org/documents/publications/Afghanistan_Opium_Survey_2008.pdf. Ibid.

³⁷ Press Freedom Index 2007, compiled by "Reporters Without Borders" and released October 16, 2007 (and subsequent reports). Accessible at: <http://en.rsrf.org/press-freedom-index.html>.

³⁸ Transparency International Annual CPI reports accessed at: http://www.transparency.org/policy_research/surveys_indices/cpi

³⁹ Mohammad Ishaque Sarwari, "Development Outlook 2008: Islamic Republic of Afghanistan", *Asian Development Bank*. Accessed at: <http://www.adb.org/Documents/Books/ADO/2008/AFG.pdf>. Mohammad Ishaque Sarwari, "Development Outlook 2009: Islamic Republic of Afghanistan", *Asian Development Bank*. Accessed at: <http://www.adb.org/documents/books/ado/2009/AFG.pdf>. Asian Development Bank, "Asian Development Outlook 2011", p. 256. Accessed at: <http://www.adb.org/documents/books/ado/2011/ado2011-statisticalappendix.pdf>. Asian Development Bank, "Asian Development Outlook 2012", p. 260. Accessed at: <http://www.adb.org/sites/default/files/pub/2012/ado2012.pdf>.

⁴⁰ Special Inspector General for Afghanistan Reconstruction, "Quarterly Report to the United States Congress", July 30, 2009, p. 341. Accessed at: <http://www.sigar.mil/reports/quarterlyreports/Default.aspx>. Policy and Poverty Team South Asia Region, "Afghanistan Economic Update", World Bank, April 2010, p. 11. Accessed at: http://siteresources.worldbank.org/AFGHANISTANEXTN/Resources/305984-1264608805475/Afghanistan_Spring_Brief_April.pdf. Asian Development Bank, "Asian Development Outlook 2012", p. 255. Accessed at: <http://www.adb.org/sites/default/files/pub/2012/ado2012.pdf>.

⁴¹ ISAF, "Metrics Brief May 2010", unclassified briefing slides

⁴² ISAF, "Metrics Brief May 2010", unclassified briefing slides

⁴³ Islamic Republic of Afghanistan Government Report, "Afghanistan National Development Strategy, 2008-2013", p 78. Accessed at: http://www.ands.gov.af/ands/final_ands/src/final/Afghanistan%20National%20Development%20Strategy_eng.pdf. Special Inspector General for Afghanistan Reconstruction, "Afghanistan Energy Supply Has Increased but An Updated Master Plan Is Needed and Sustainability Concerns Remain", p 4 and 7. Accessed at: <http://www.sigar.mil/reports/pdf/audits/SIGAR%20Audit-10-4.pdf>

⁴⁴ Islamic Republic of Afghanistan Government Report, "Afghanistan National Development Strategy, 2008-2013", p 97. Accessed at: http://www.ands.gov.af/ands/final_ands/src/final/Afghanistan%20National%20Development%20Strategy_eng.pdf. U.S. Department of Defense, "Report on Progress toward Security and Stability in Afghanistan", Report to Congress in Accordance with the 2008 National Defense Authorization Act, January 2009, p. 13. Accessed at: http://www.defenselink.mil/pubs/OCTOBER_1230_FINAL.pdf. U.S. Department of Defense, "Report on Progress toward Security and Stability in Afghanistan", Report to Congress in Accordance with the 2008 National Defense Authorization Act, June 2009, p. 51. Accessed at: http://www.defenselink.mil/pubs/pdfs/1230_June-2009Final.pdf. U.S. Department of Defense, "Report on Progress toward Security and Stability in Afghanistan", Report to Congress in Accordance with the 2008 National Defense Authorization Act, October 2009, p. 34. Accessed at: http://www.defense.gov/pubs/pdfs/October_2009.pdf. U.S. Department of Defense, "Report on Progress toward Security and Stability in Afghanistan", Report to Congress in Accordance with the 2008 National Defense Authorization Act, April 2010, p. 68. Accessed at: http://www.defense.gov/pubs/pdfs/Report_Final_SecDef_04_26_10.pdf. U.S. Department of Defense, "Report on Progress toward Security and Stability in Afghanistan", Report to Congress in Accordance with the 2008 National Defense Authorization Act, December 2012, p. 135. Accessed at: http://www.defenselink.mil/pubs/Report_on_Progress_toward_Security_and_Stability_in_Afghanistan_1230.pdf.

⁴⁵ Islamic Republic of Afghanistan Government Report, "Afghanistan National Development Strategy, 2008-2013", pp. 114-116. Accessed at: http://www.ands.gov.af/ands/final_ands/src/final/Afghanistan%20National%20Development%20Strategy_eng.pdf. Susan Wardak and Michael Hirth, "Defining the GAPS: The Case of Afghanistan", *Islamic Republic of Afghanistan Ministry of Education*, April 2009. Accessed at: http://www.afghan-web.com/education/case_afg_education.pdf. Strategic Advisory Group Headquarters ISAF, "Metrics Brief March 2009", unclassified briefing slides. Wahedullah Massoud, "No School for almost half of Afghan children: president", *Agence France Presse*, March 6, 2010. David Petraeus, "Newseum conversation with General David Petraeus", March 18, 2011.

⁴⁶ Islamic Republic of Afghanistan, Ministry of Public Health, "A Basic Package of Health Services for Afghanistan, 2005/1384", November 2005, p. vii. Accessed at: http://www.msh.org.afghanistan/pdf/Afghanistan_BPHS_2005_1384.pdf. Islamic Republic of Afghanistan Government Report, "Afghanistan National Development Strategy, 2008-2013", p 108. Accessed at: http://www.ands.gov.af/ands/final_ands/src/final/Afghanistan%20National%20Development%20Strategy_eng.pdf

⁴⁷ Islamic Republic of Afghanistan Government Report, "Afghanistan National Development Strategy, 2008-2013", p 124. Accessed at: http://www.ands.gov.af/ands/final_ands/src/final/Afghanistan%20National%20Development%20Strategy_eng.pdf. World Health Organization, "Afghanistan Mortality Country Fact Sheet 2006". Accessed at: http://www.who.int/whosis/mort/profiles/mort_emro_afg_afghanistan.pdf. Afghanistan Mortality Survey 2010, Afghan Public Health Institute of the Ministry of Public Health (MoPH) and the Central Statistics Organization of Afghanistan, December 2010, p., 183. Accessed at: <http://www.measuredhs.com/pubs/pdf/FR248/FR248.pdf>

⁴⁸ Islamic Republic of Afghanistan Government Report, "Afghanistan National Development Strategy, 2008-2013", p 109. Accessed at: http://www.ands.gov.af/ands/final_ands/src/final/Afghanistan%20National%20Development%20Strategy_eng.pdf. World Bank, "Afghanistan Country Overview 2010", February 2010. Accessed at: <http://www.worldbank.org.af/WEBSITE/EXTERNAL/COUNTRIES/SOUTHASIAEXT/AFGHANISTANEXTN/0,contentMDK:20154015~menuPK:305992~pagePK:141137~piPK:141127~theSitePK:305985,00.html>. Afghanistan Mortality Survey 2010, Afghan Public Health Institute of the Ministry of Public Health (MoPH) and the Central Statistics Organization of Afghanistan, December 2010, p., 103. Accessed at: <http://www.measuredhs.com/pubs/pdf/FR248/FR248.pdf>

⁴⁹ Islamic Republic of Afghanistan Government Report, "Afghanistan National Development Strategy, 2008-2013", p 108. Accessed at: http://www.ands.gov.af/ands/final_ands/src/final/Afghanistan%20National%20Development%20Strategy_eng.pdf

⁵⁰ Asia Foundation, "Afghanistan in 2007: A Survey of the Afghan People". Accessed at: <http://asiafoundation.org/publications/pdf/20>. Asia Foundation, "Afghanistan in 2008: A Survey of the Afghan People". Accessed at: <http://asiafoundation.org/country/afghanistan/2008-poll.php>. Asia Foundation, "Afghanistan in 2009: A Survey of the Afghan People". Accessed at: <http://asiafoundation.org/country/afghanistan/2009-poll.php>. Asia Foundation, "Afghanistan in 2011: A Survey of the Afghan People". Accessed at: <http://asiafoundation.org/country/afghanistan/2011-poll.php>

⁵¹ ABC News/BBC/ARD Poll, "Afghanistan: Where Things Stand", released February 9, 2009. Accessed at: <http://abcnews.go.com/images/PollingUnit/1083a1Afghanistan2009.pdf>. ABC News/BBC/ARD Poll, "Afghanistan: Where Things Stand", released January 11, 2010. Accessed at: <http://abcnews.go.com/images/PollingUnit/1099a1Afghanistan-WhereThingsStand.pdf>. ABC News/BBC/ARD Poll, "Afghanistan: Where Things Stand", released December 6, 2010. Accessed at: <http://www.langerresearch.com/uploads/1116a1Afghanistan.pdf>

⁵² Pakistan Institute for Peace Studies, "Pakistan Security Report", October 2008 (and subsequent monthly reports). Accessed at: http://san-pips.com/index.php?action=reports&id=psr_1

⁵³ Ibid. Jane Perlez, "Karachi Turns Deadly Amid Pakistan's Rivalries", *The New York Times*, November 19, 2010.

⁵⁴ Ibid.

⁵⁵ Peter Bergen and Katherine Tiedemann, "Revenge of the Drones", *New America Foundation*, October 19, 2009. Accessed at: http://www.newamerica.net/publications/policy/revenge_drones. Peter Bergen and Katherine Tiedemann, "The Year of the Drone: An Analysis of U.S. Drone Strikes in Pakistan, 2004-2010", February 24, 2010. Accessed at: <http://counterterrorism.newamerica.net/drones>.

⁵⁶ Ibid.

⁵⁷ Committee to Protect Journalists, "Journalists Killed in Pakistan". Accessed at: <http://www.cpi.org/killed/asia/pakistan/>.

⁵⁸ United Nations High Commissioner for Refugees, "Asylum applications lodged in industrialized countries: Levels and trends, 2000-2002", March 11, 2003 and subsequent reports. Accessed at: <http://www.unhcr.org/cgi-bin/texis/vtx/search?page=&comid=4146b6fc4&cid=49aea93aba&keywords=Trends>

⁵⁹ International Monetary Fund, "World Economic Outlook", April 2009, p. 195. Accessed at: <http://www.imf.org/external/pubs/ft/weo/2009/01/index.htm>.

International Monetary Fund, "World Economic Outlook", April 2010, p. 160. Accessed at: <http://www.imf.org/external/pubs/ft/weo/2010/01/pdf/text.pdf>.

International Monetary Fund, "World Economic Outlook", April 2012, p. 195. Accessed <http://www.imf.org/external/pubs/ft/weo/2012/01/pdf/tables.pdf>.

⁶⁰ K. Alan Kronstadt, "Direct Overt U.S. Aid and Military Reimbursements to Pakistan, FY2002-FY2010", *Congressional Research Service*, August 2009 (and subsequent updates). Accessed at: <http://www.fas.org/sqp/crs/row/pakaid.pdf>