

Iraq Index

Tracking Variables of Reconstruction & Security in Post-Saddam Iraq

<http://www.brookings.edu/iraqindex>

February 26, 2010

**Foreign Policy at Brookings Tracks Security and Reconstruction in
Afghanistan, Iraq and Pakistan**

Afghanistan Index » <http://www.brookings.edu/afghanistanindex>

Iraq Index » <http://www.brookings.edu/iraqindex>

Pakistan Index » <http://www.brookings.edu/pakistanindex>

Michael E. O'Hanlon

Ian Livingston

For more information please contact Ian Livingston at ilivingston@brookings.edu

TABLE OF CONTENTS

Tracking the Aftermath of the Surge

	<i>Page</i>
Estimated Number of Iraqi Civilian Fatalities by Month, May 2003-Present.....	3
Detailed Explanation of Iraqi Civilian Fatality Estimates by Time Period.....	4
Enemy-Initiated Attacks Against the Coalition and Its Partners, by Week.....	5
Iraqi Military and Police Killed Monthly..... UPDATED 2.26.10	5
Weapons Caches Found and Cleared in Iraq, January 2004-Present.....	6
Multiple Fatality Bombings in Iraq..... UPDATED 2.26.10	7
Killed and Wounded in Multiple Fatality Bombings..... UPDATED 2.26.10	7
Number of Multiple Fatality Bombings Targeting Civilians by Sectarian Group and Month..... UPDATED 2.26.10	8
Detailed Breakdown of Deaths Associated with Multiple Fatality Bombings in Iraq..... UPDATED 2.26.10	8
Number and Current Status of Sons of Iraq (SOI's) in Iraq.....	9
Progress of Political Benchmarks Agreed upon by the Bush Administration and the Iraqi Government.....	10
Authors' Political Benchmark Assessment.....	11

Security Indicators

U.S. Troop Fatalities since March 2003..... UPDATED 2.26.10	12
Cause of Death for US Troops..... UPDATED 2.26.10	13
American Military Fatalities by Category.....	14
U.S. Troops Wounded in Action since March 2003..... UPDATED 2.26.10	14
British Military Fatalities since March 2003.....	15
Non-U.S. & U.K. Coalition Military Fatalities since March, 2003.....	15
Non-U.S. & U.K. Coalition Military Fatalities by Country since March 2003.....	15
Non-Iraqi Civilian Casualties Killed Monthly since May 2003.....	16
Journalists Killed in Iraq.....	16
Nationalities of Journalists Killed in Iraq.....	16
Circumstances of Journalist Deaths.....	16
Foreign Nationals Kidnapped in Iraq since May 2003.....	17
Iraqi Prison Population.....	18
Estimated Number of Foreigners Illegally Crossing Into Iraq to Support the Insurgency.....	19
Attacks on Iraqi Oil and Gas Pipelines, Installations, & Personnel	19
Coalition Troop Strength in Iraq UPDATED 2.26.10	20
Number of Daily Insurgent Attacks by Province, February 2005-Present.....	21
American Military Helicopters Downed in Iraq UPDATED 2.26.10	21
U.S. Army Troops Deployed to Iraq and Effects of Multiple Deployments on Instances of Post-Traumatic Stress Disorder (PTSD) Within Non-Commissioned Officer Ranks.....	22
Percentage of U.S. Active-Duty Personnel Who Have Served in Iraq or Afghanistan, 2006 & 2008.....	22
Internally Displaced Persons in Iraq.....	23
Migration Indicators.....	23
Voluntary Return of Iraqi Internally Displaced Persons and Refugees, Since January 2009.....	23
Number of Iraqi Asylum Applications by Country, 2006 thru 2008.....	24
Robotic Systems Utilized by the U.S. Military in Iraq by Year.....	24
Size of Iraqi Security Forces on Duty	25
Iraqi Security Forces Operational Readiness, January 2005-Present.....	26
Index of Political Freedom.....	27
Iraq's Rank in Reporters Without Borders' Annual Index of Press Freedom, 2003-2008.....	27
Iraq's Rank in Transparency International's Annual Corruption Perceptions Index (CPI).....	27
Political Parties in Iraq.....	28
Council Seats in New Iraqi Legislature.....	28
Current Membership & Status of Iraqi Cabinet.....	29

Economic & Quality of Life Indicators

Fuel..... UPDATED 2.26.10	30
Monthly Oil Revenue from Exports, June 2003-Present..... UPDATED 2.26.10	31
Year-to-Date Comparison of Oil Revenue from Exports, 2003-2009.....	31
Electricity..... UPDATED 2.26.10	32
Debt Owed by the Iraqi Government to Various Lenders, Pre-2003 vs. 2009.....	33
Government of Iraq Annual Budget, 2005-2009.....	33
Government of Iraq Annual Spending, 2005-2009.....	34
Gross Domestic Product Estimates and Projections, 2002-2008.....	34
Estimated Appropriations Provided for Operations Iraqi Freedom, FY 2003-2009 Bridge.....	35
Estimated Availability of Essential Services, February 2008 & February 2009.....	36
Estimated Amount of Foreign Direct Investment (FDI) Attracted in Iraq per Month.....	36
Telephone subscribers..... UPDATED 2.26.10	37
Trained Judges.....	37
Internet subscribers..... UPDATED 2.26.10	38
Doctors in Iraq.....	38
Education Indicators – Enrollment.....	38

Polling/Politics

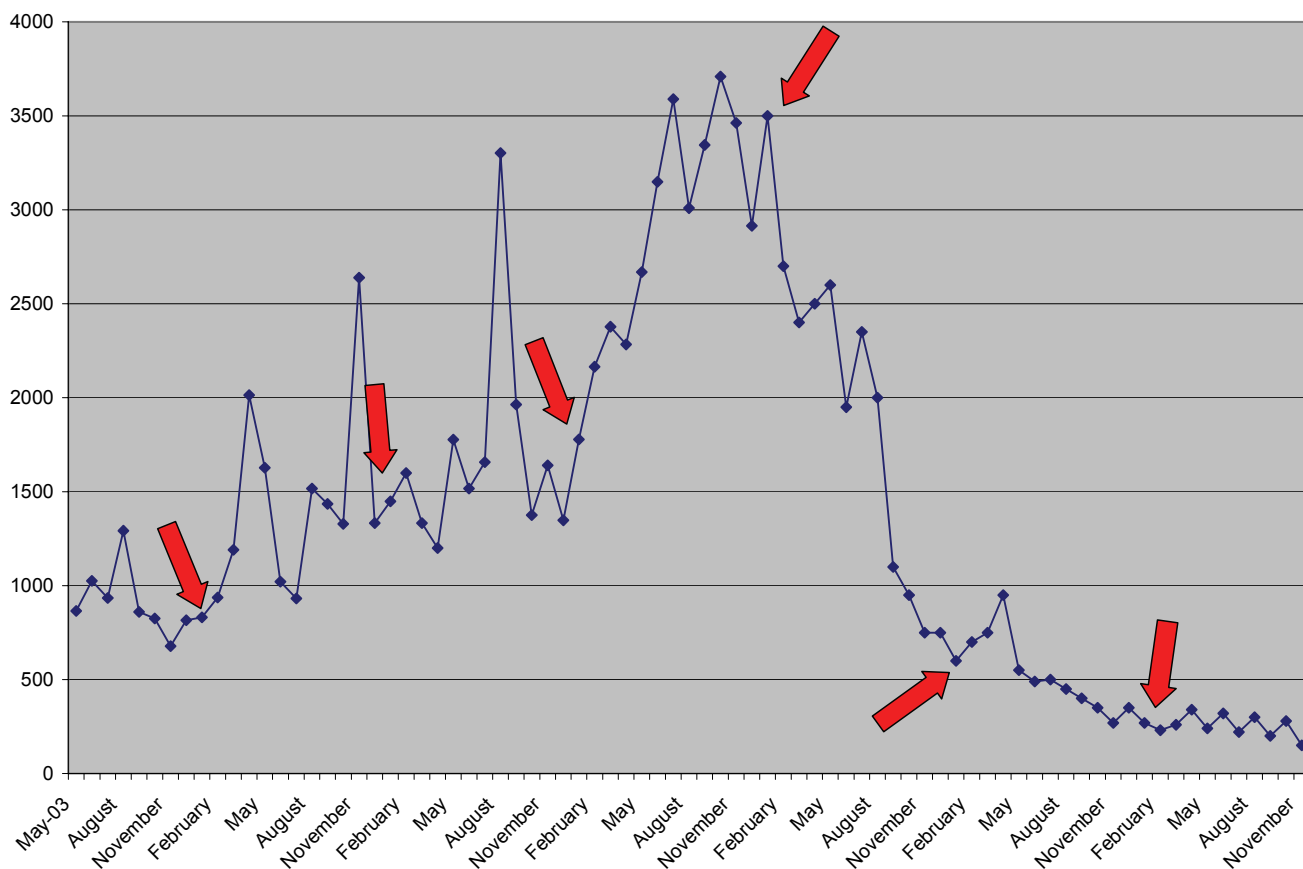
Iraq End of Year Study 2009.....	39
Iraq: Where Things Stand 2009.....	40

NOTE ON THE METHODOLOGY OF THE IRAQ INDEX:

Although the footnotes to the Iraq Index document our sources in detail, it is worth noting here a few broad points. The majority of our information comes from the U.S. Government, though we must often analyze it and process it further to show trends over the full period since Saddam Hussein fell in 2003. Some information comes from foreign journalists on the ground and from nongovernmental organizations; a very modest amount to date comes from Iraqi sources. Most tables and charts are straightforward representations of data as we obtain it from the above primary sources, with only modest further analysis and processing required. However, a few graphics, such as those on crime and unemployment rates, require more methodological work (and more assumptions) on our part—and are as a result also perhaps somewhat less precise than most of the tables and charts.

TRACKING THE AFTERMATH OF THE SURGE

ESTIMATED NUMBER OF IRAQI CIVILIAN FATALITIES BY MONTH, MAY 2003-PRESENT



Signifies the start of a new calendar year

NOTE ON THIS GRAPH: See subset graphs on following page for exact monthly figures and explanations regarding sources and methodologies for various time periods.

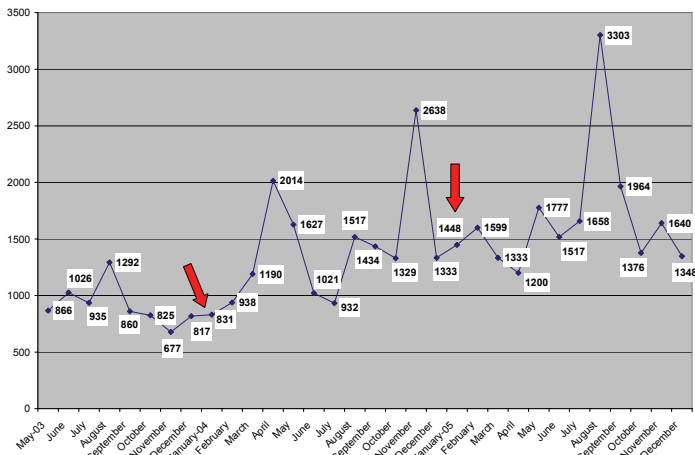
Total Estimated Iraqi Civilian Fatalities, by Year

2003	2004	2005	2006	2007	2008	2009*
7,300	16,800	20,200	34,500	23,600	6,400	2,800

*2009 totals are through November.

DETAILED EXPLANATION OF IRAQI CIVILIAN FATALITY ESTIMATES BY TIME PERIOD

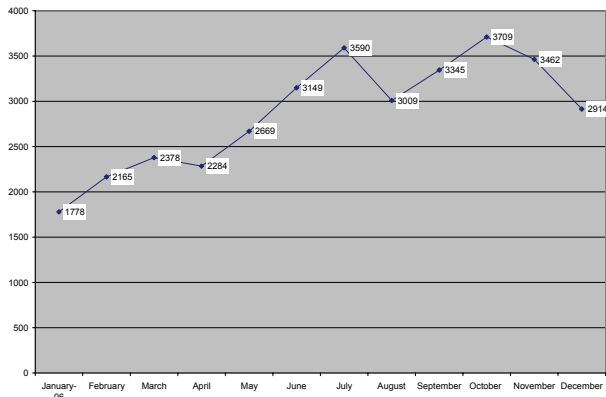
MAY 2003-DECEMBER 2005¹



➡ Signifies the start of a new calendar year

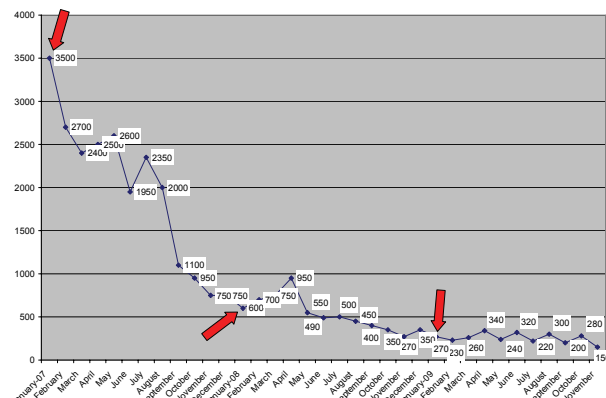
NOTE ON THIS GRAPH: In early editions of the *Iraq Index*, attempts were made to distinguish between those civilian fatalities caused by acts of war and those caused by other violent means for this time period. These estimates were combined in order to provide a consistent comparison with subsequent years where it became evident that making such a distinction was not feasible. See endnote for more specific detail as to how these estimates were calculated.

JANUARY-DECEMBER 2006²



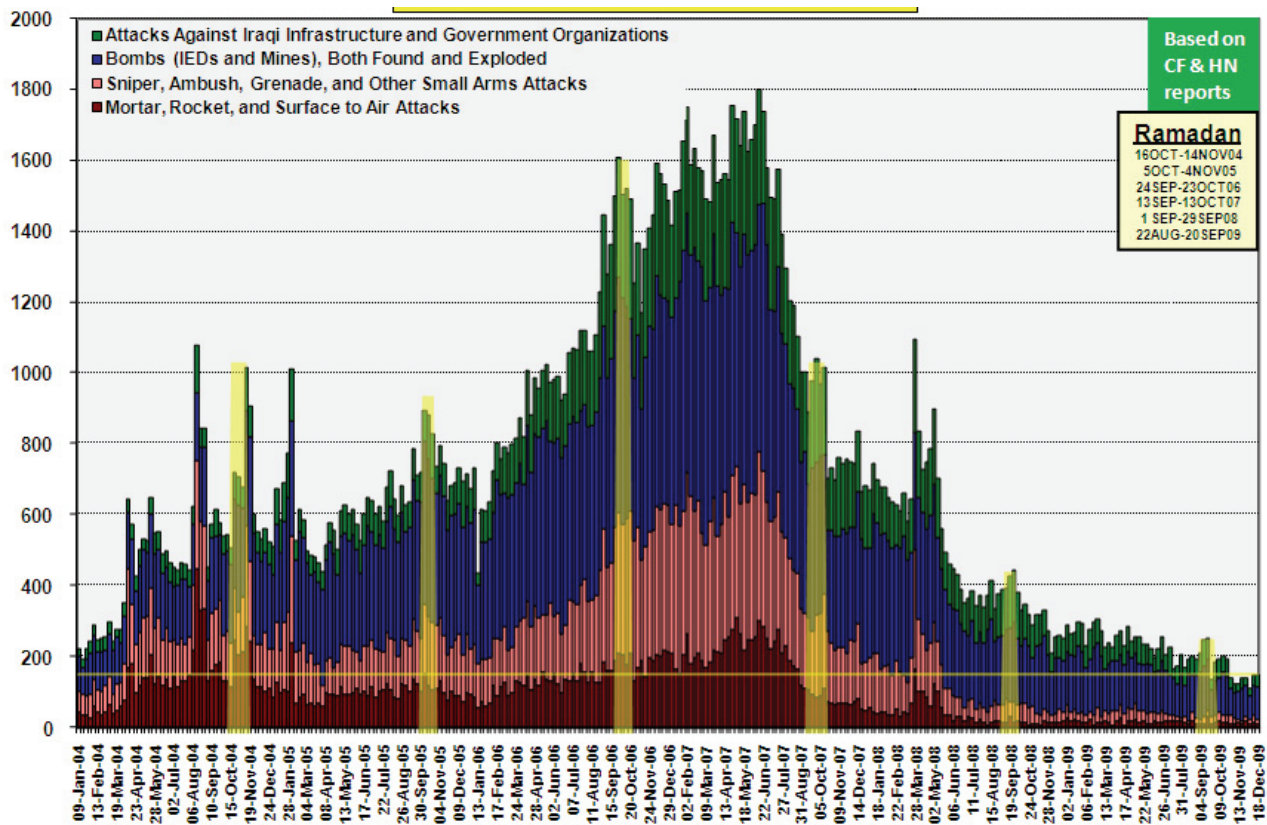
NOTE ON THIS GRAPH: Our estimates from January-December 2006 are based upon the numbers published in the UN Assistance Mission for Iraq, "Human Rights Report: 1 May–30 June, 2006" and subsequent reports. This data combines the Iraq Ministry of Health's tally of deaths counted at hospitals with the Baghdad Medico-Legal Institute's tally of deaths counted at morgues.

JANUARY 2007-PRESENT³

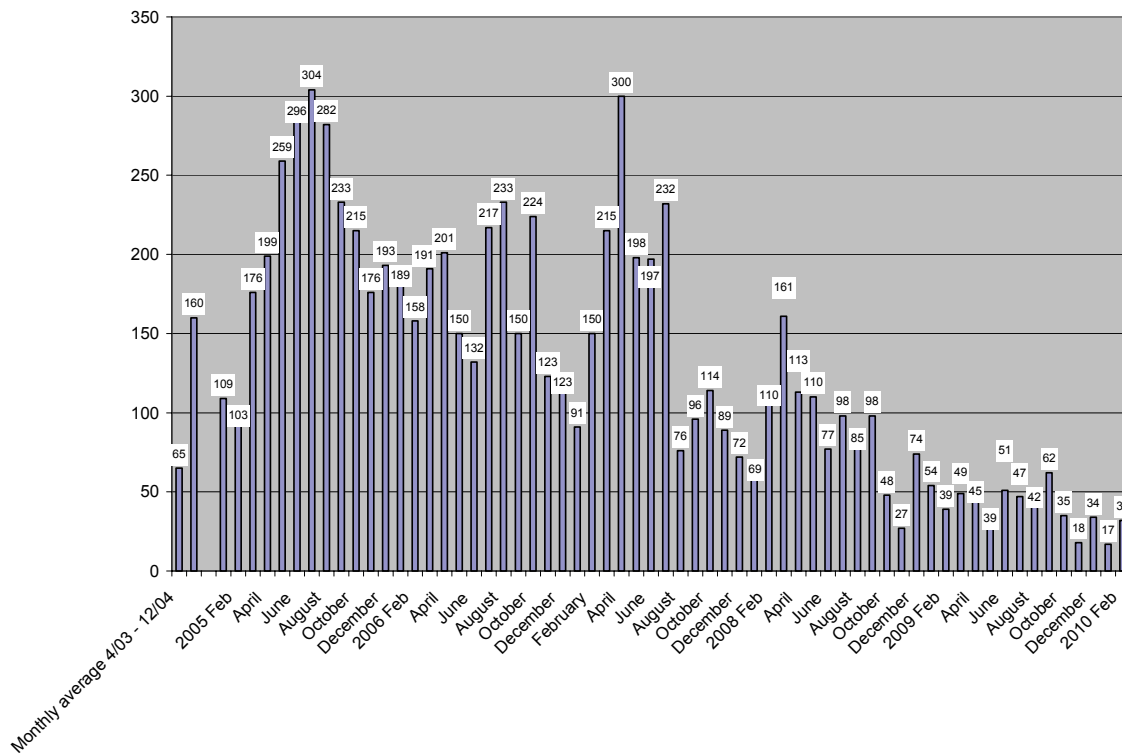


NOTE ON THIS GRAPH: Figures for January-August 2007 are approximations based on a graph presented by Gen. David Petraeus during Congressional testimony given on September 10-11, 2007 and reprinted in the U.S. Department of State's "Iraq Weekly Status Report" dated September 12, 2007. Updates for subsequent months have been provided by the U.S. Department of Defense.

ENEMY-INITIATED ATTACKS AGAINST THE COALITION AND ITS PARTNERS, BY WEEK⁴



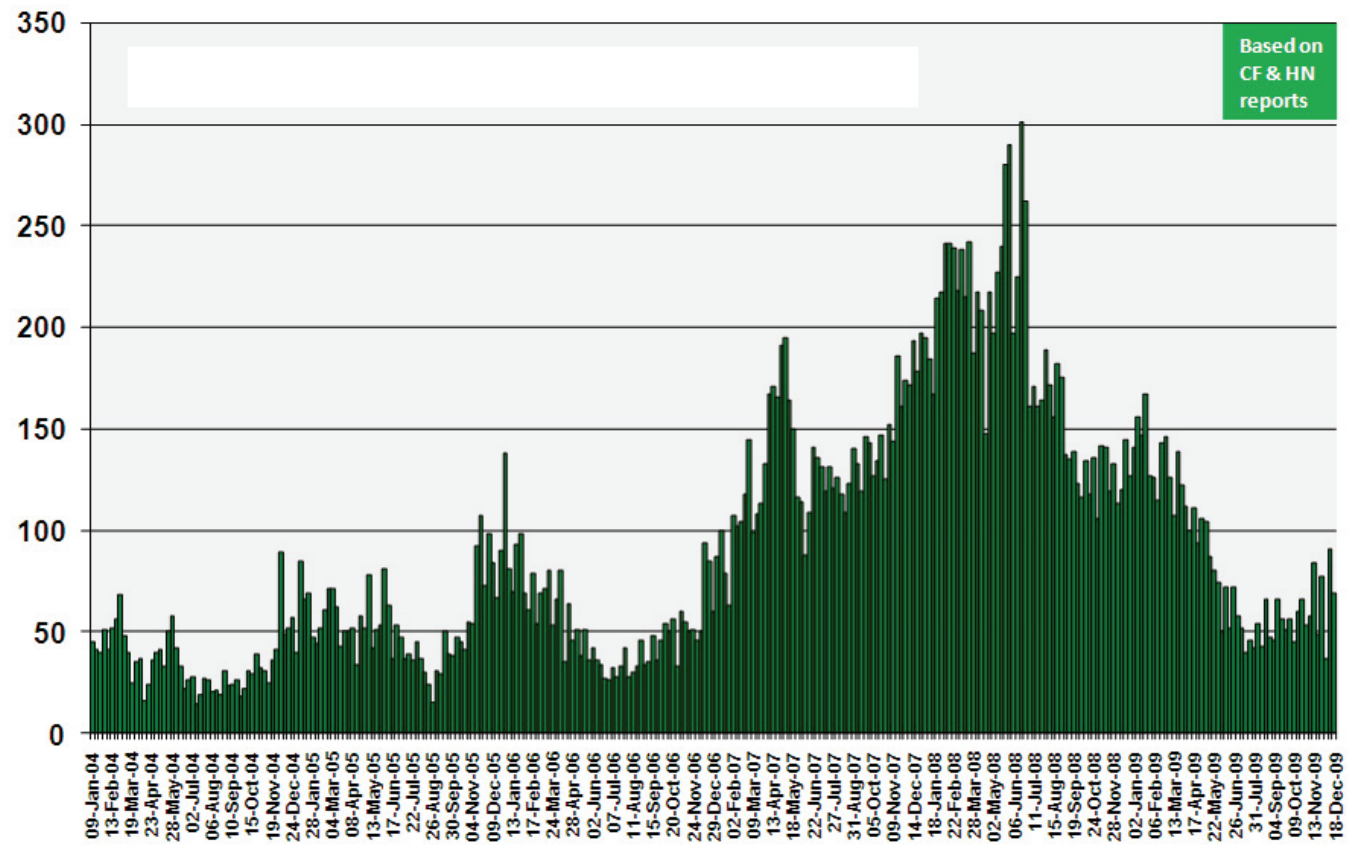
IRAQI MILITARY & POLICE KILLED MONTHLY⁵



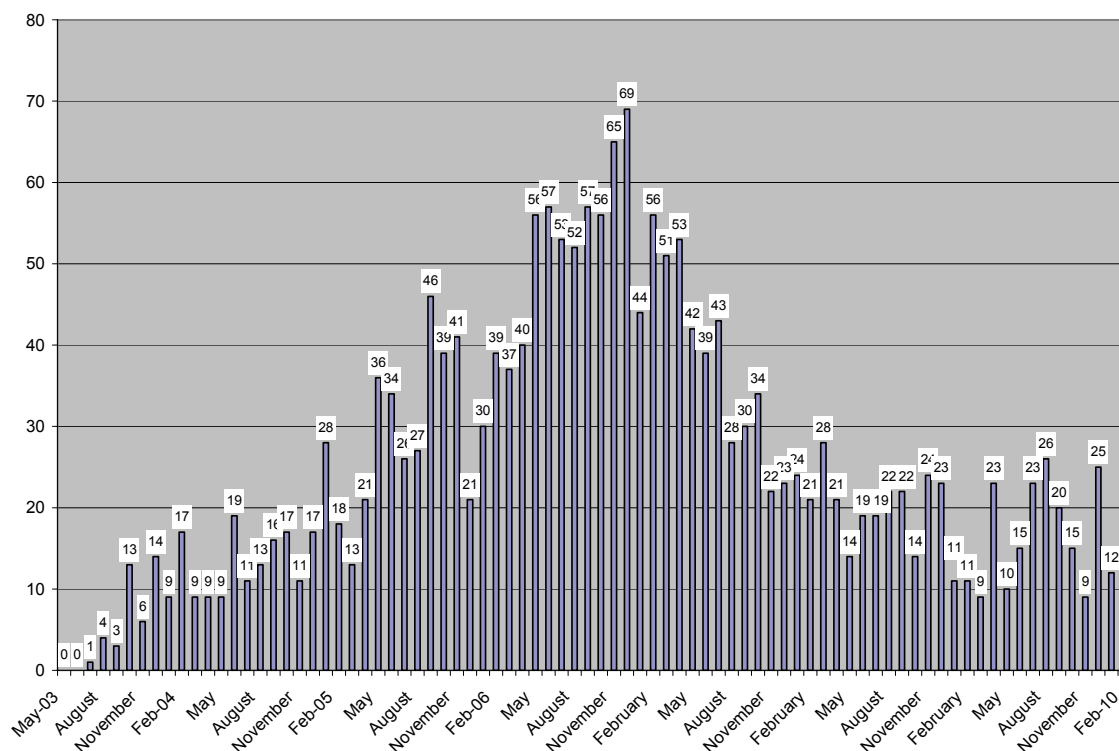
Total June 2003 through February 25, 2010: 9,400

1,300 Iraqi military and police were killed between June 2003 and January 4, 2005 according to Iraqi Minister of Interior Falah Hasan Al-Naqib. Totals by year, since January 2005 as follows: 2005, 2,545; 2006, 2,091; 2007, 1,830; 2008, 1,070; 2009, 515.

WEAPONS CACHES FOUND AND CLEARED IN IRAQ, JANUARY 2004-PRESENT⁶

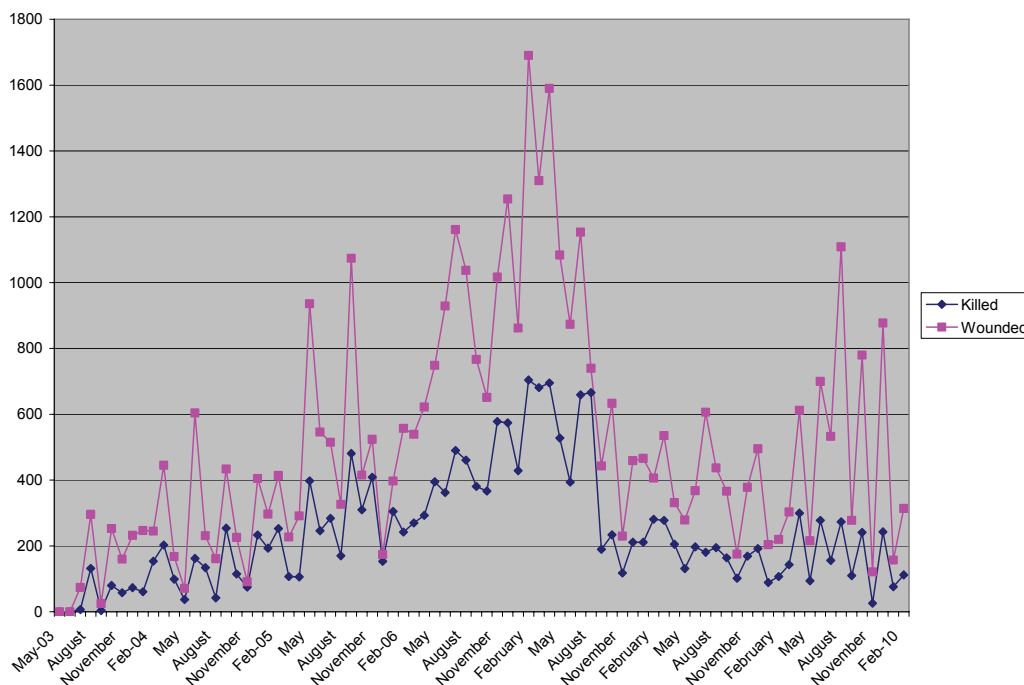


MULTIPLE FATALITY BOMBINGS⁷



Total as of February 25, 2010: 2,093 (of which at least 750 (35.8%) were suicide bombings)

KILLED AND WOUNDED IN MULTIPLE FATALITY BOMBINGS⁸



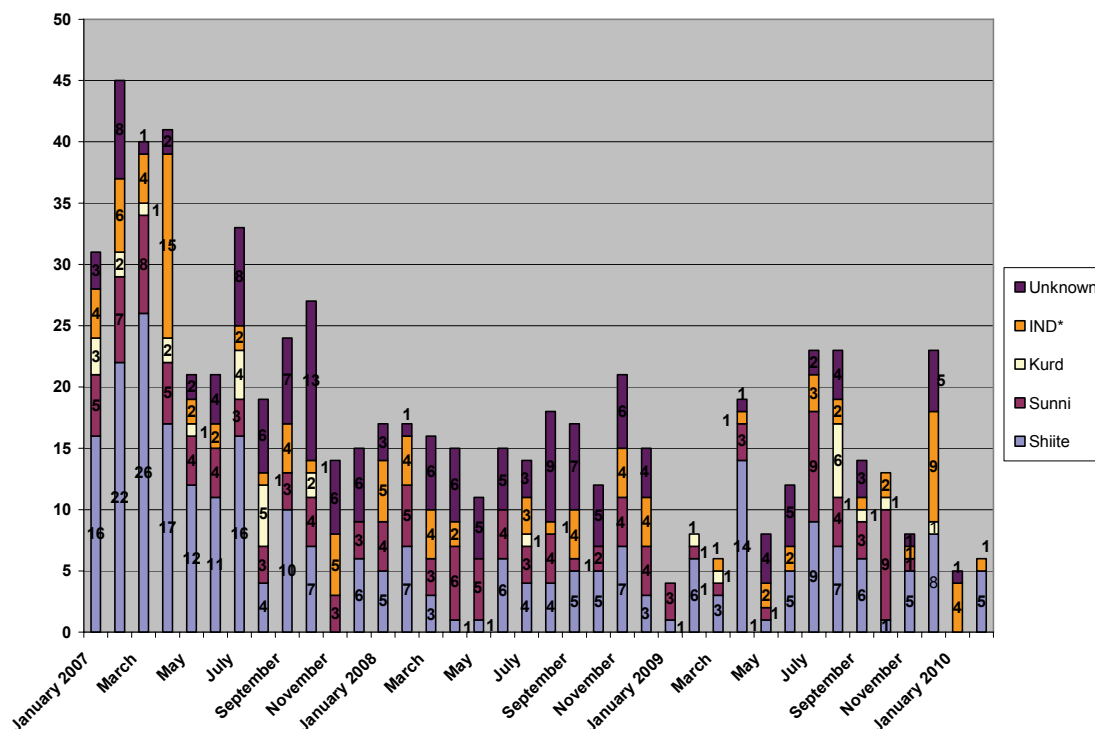
Total as of February 25, 2010:

Killed: 19,834

Wounded: 42,150

NOTE ON MULTIPLE FATALITY BOMBINGS AND KILLED AND WOUNDED IN MULTIPLE FATALITY BOMBINGS TABLES: Included as data for these graphs are any bombings (including IEDs / roadside bombs) that caused at least three fatalities. The data on multiple fatality IED / roadside bombs are estimates and may have a margin of error of +/- one bomb and approximately five fatalities and five wounded.

NUMBER OF MULTIPLE FATALITY BOMBINGS TARGETING CIVILIANS, BY SECTARIAN GROUP AND MONTH⁹



*IND: Indiscriminate

Total from January 1, 2007 to February 25, 2010 NOTE ON THIS GRAPH: Iraqi civilians were the primary target for each multiple fatality bombing illustrated. Those classified as “Shiite”, “Sunni” or “Kurd” were bombings that either directly targeted that sectarian group or occurred in an area reported to be predominantly composed of that sectarian group. “Indiscriminate” bombings took place in areas of a mixed sectarian population and those classified as “Unknown” did not have the sectarian grouping or exact location reported.

DETAILED BREAKDOWN OF DEATHS ASSOCIATED WITH MULTIPLE FATALITY BOMBINGS IN IRAQ, SINCE JANUARY 2007¹⁰

	Shiite	Sunni	Kurd	IND*	Unknown	Iraqi Security Forces	US/Coalition Forces	Iraqi Government	MONTHLY/ANNUAL TOTALS
2007 TOTAL	2,575	549	675	391	342	649	182	117	5,480
2008 TOTAL	566	413	25	542	285	364	50	61	2,306
2009 TOTAL	833	206	128	516	130	190	19	36	2,058
Jan 2010	0	0	0	49	1	13	0	13	76
Feb	112	0	0	2	0	9	0	9	132
2010 TOTAL	112	0	0	51	1	22	0	22	208
SUBSET TOTAL	4,086	1,168	828	1,500	758	1,225	251	236	10,052

NOTE ON THIS TABLE: Totals shown correlate directly with the reported deaths of the attacks illustrated in the above graph. This does not necessarily mean that each fatality was a member of that sectarian group, only that the bombing either targeted that group or occurred in an area in which that group was in the majority. Beginning February 2010, detailed monthly data for the current year and aggregate numbers from prior years will be available in the current index. For previous monthly breakdowns see prior versions of the index.

NUMBER AND CURRENT STATUS OF SONS OF IRAQ (SOI) IN IRAQ¹¹

BROAD FIGURES

CURRENT NUMBER OF SOI's...	
Remaining in Program	83,575
Transitioned Since October 2008	11,875
Iraqi Security Forces	4,565
Non-Security Employment	7,310
Transitioned Before October 2008	11,141
Iraqi Security Forces	8,777
Non-Security Employment	2,364
Pre-SOI Program Transitions	8,206

AS OF: SEPTEMBER 2009

STATUS OF SOI HANDOVER TO IRAQI GOVERNMENT

LOCATION OF SOI GROUP(S)	DATE OF TRANSFER	NUMBER OF SOI's
Baghdad and immediate vicinity	October 1, 2008	~51,000
Diyala/Qadisiyah Provinces	January 1, 2009	~11,000
Anbar/Babil/Wasit Provinces	February 1, 2009	~12,000
Ninewa/Tamim/Salahuddin Provinces	April 1, 2009	~20,000

AS OF: APRIL 2009

NOTE ON THESE CHARTS: The majority of the estimated 25,000 volunteers that formed the Awakening Movement in Anbar province are NOT included in the above U.S. figures. The phrase "Sons of Iraq", refers to Iraqi civilians who have volunteered to ally with U.S. forces in providing security against insurgents and militias at the local level. Thus far the Iraqi central government has been reluctant to integrate SOI's into official security forces. As a result, the U.S. military is launching a new civilian job corps to transition some SOI's from security to civil projects.

PROGRESS OF POLITICAL BENCHMARKS AGREED UPON BETWEEN THE BUSH ADMINISTRATION AND THE IRAQI GOVERNMENT, AS WELL AS OTHER SIGNIFICANT POLITICAL DEVELOPMENTS¹²

Political Benchmark	Current Status	Potential Hurdles
Oil Revenue Sharing	February 2007: Draft law passed in the Cabinet but not yet voted on in Parliament May 2007: During the week of May 21, officials from the Kurdish Regional Government will arrive in Baghdad to discuss differences with central-government authorities.	Iraq Federation of Oil Unions has come out against the draft, as has the Iraqi National slate, led by former PM Ilyad al-Allawi
Reversing de-Baathification	May 2007: Iraqi VP Tariq al-Hashemi announced that proposals for revising the law would be submitted to parliament during the week of May 21. November 2007: Increased participation in fostering security by Sunni groups commonly known as "Concerned Local Citizens" has resulted in some de facto accommodations January 2008: Iraqi Parliament passes a bill allowing for the reinstatement of low-level Baath Party members for certain government jobs. The legislation also allows for those former Baathists with high-level jobs to receive a pension.	November 2007: Members of parliament loyal to Moqtada al-Sadr vehemently objected to the latest proposed legislation approved by the Cabinet
New election laws	No progress thus far	
Schedule provincial elections	July 2007: PM Nouri al-Maliki stated publicly that provincial elections would be held by the end of calendar year 2007. September 2008: The Iraqi Parliament passed a provincial elections law that sets a deadline of January 31, 2009 for their completion. This covers all provinces except Tamim (Kirkuk) where the ethno-sectarian composition of the council will be decided at a later date.	September 2008: The current provincial election law allows for 25% of all seats to go to women. However, the quotas for ethnic and religious minorities that were included in 2005 were not renewed.
Disbanding militias	No political progress thus far, although Coalition and Iraqi security forces have engaged and detained militia members	
Plan of national reconciliation	February 2008: The Iraqi parliament passed an amnesty bill that will benefit thousands of mostly Sunni prisoners currently in Iraqi custody. This must now be approved by the presidency council.	June 2008: The Amnesty Law began implementation March 2, 2008. As of May 1, nearly 17,000 detainees have been approved for release.
Amending the Constitution to address Sunni concerns	The parliament's constitutional reform committee voted on May 15, 2007, to submit a set of revisions to lawmakers the week of May 21. However, the controversial issues of the rights of provinces to form powerful regions (similar to that of the Kurds) and references to Iraq's Arab identity are yet to be debated.	

AS OF: November 5, 2008 The benchmarks listed above were taken from a letter from Secretary of State Condoleezza Rice to Senator Carl Levin sent in January 2007 as mentioned in *Newsweek's* April 2, 2007 edition.

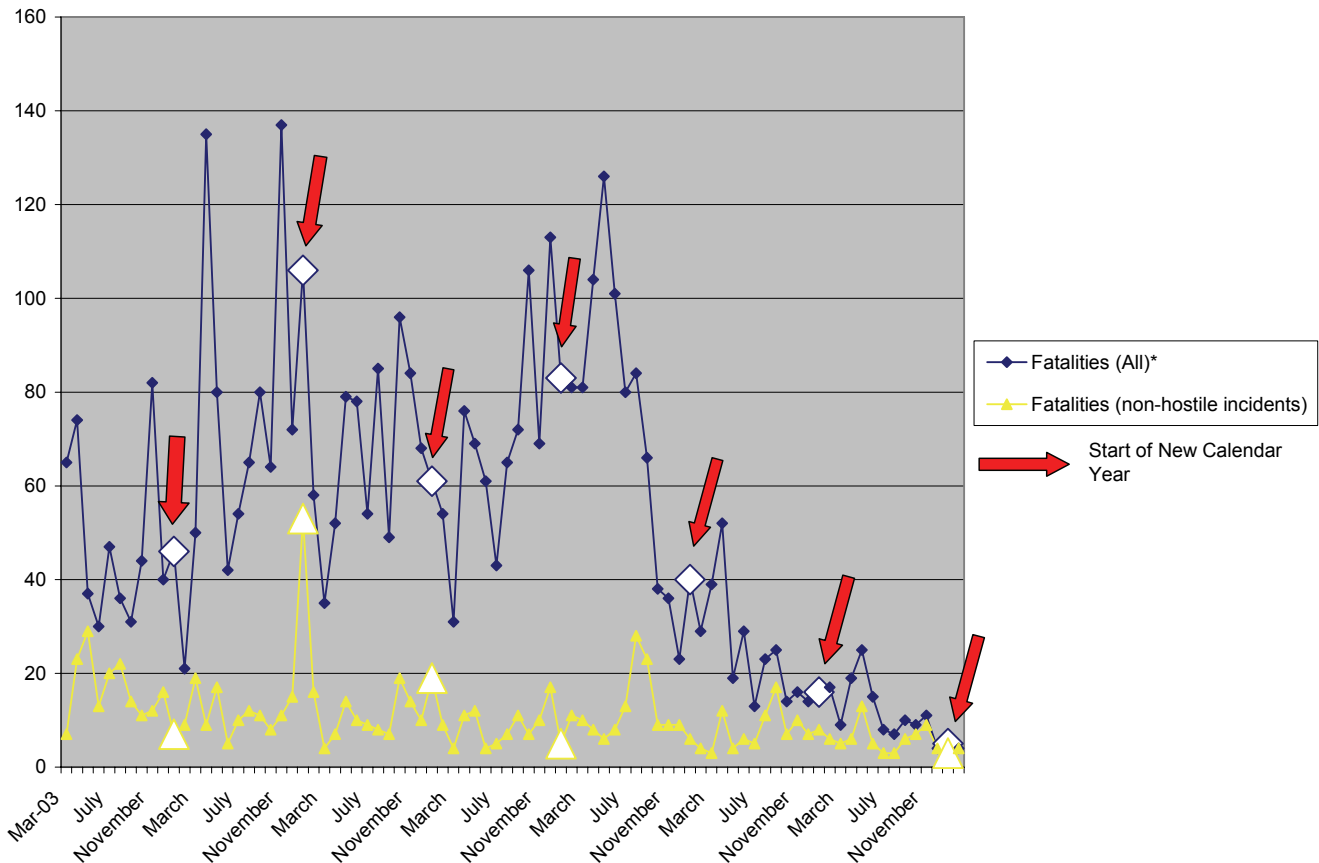
AUTHORS' POLITICAL BENCHMARK ASSESSMENT

BENCHMARK	SCORE (2010)	SCORE (2009)
Budget	1.0	1.0
Pension Law	1.0	1.0
Purging Extremists from Government	0.5	1.0
Provincial Powers Act	1.0	1.0
Provincial Election Legislation	1.0	1.0
Reformed De-Ba'athification Legislation	0.0	0.5
Amnesty Law	0.0	0.5
Distribution of Federal Funding to Provinces	0.5	0.5
Sons of Iraq Employment Program	0.5	0.0
Kirkuk Referendum/Resolution	0.0	0.0
Hydrocarbons Law	0.0	0.0
TOTAL	5/11	6.5/11

NOTE ON THIS TABLE: The early 2010 impasse over the March 2010 parliamentary elections, especially the dispute over barring some 500 candidates (mostly Sunni) from running in that process, has not only jeopardized Iraq's future political progress but partially reversed recent accomplishments. As such we judge that there has been backsliding on several key matters and have reduced Iraq's political benchmark score accordingly, at least for now.

SECURITY INDICATORS

U.S. TROOP FATALITIES SINCE MARCH 19, 2003¹³



Total U.S. Military Fatalities, by Year

2003	2004	2005	2006	2007	2008	2009	2010**
486	849	846	822	904	314	149	9

Total from March 19, 2003 (start of major combat operations) through February 25, 2010:

Fatalities (all kinds): **4,382**

Fatalities in hostile incidents: **3,478**

Fatalities in non-hostile incidents: **904**

* In order to determine the monthly fatalities from hostile incidents, subtract the blue data point from the corresponding yellow data point.

** 2010 numbers are through the day prior to the publication date.

NOTE ON U.S. TROOP FATALITIES SINCE MARCH 19, 2003 TABLE:

The daily Department of Defense casualty reports that we use for our monthly estimates on U.S. troops killed doesn't make entirely clear when in a 24 hour period casualties were incurred. Since the reports are published 10 AM daily, there is the possibility that our numbers for January 2005 and onwards are slightly off due to uncertainties about whether casualties occurred on the first and last day of each month. We have chosen to interpret the numbers in the casualty report as representing fatalities that occurred throughout the previous day. Total fatalities include seven civilians working for the Department of Defense. The graphical and yearly totals are obtained from a different source than the overall totals listed below them, and they may vary slightly.

CAUSE OF DEATH FOR US TROOPS¹⁴

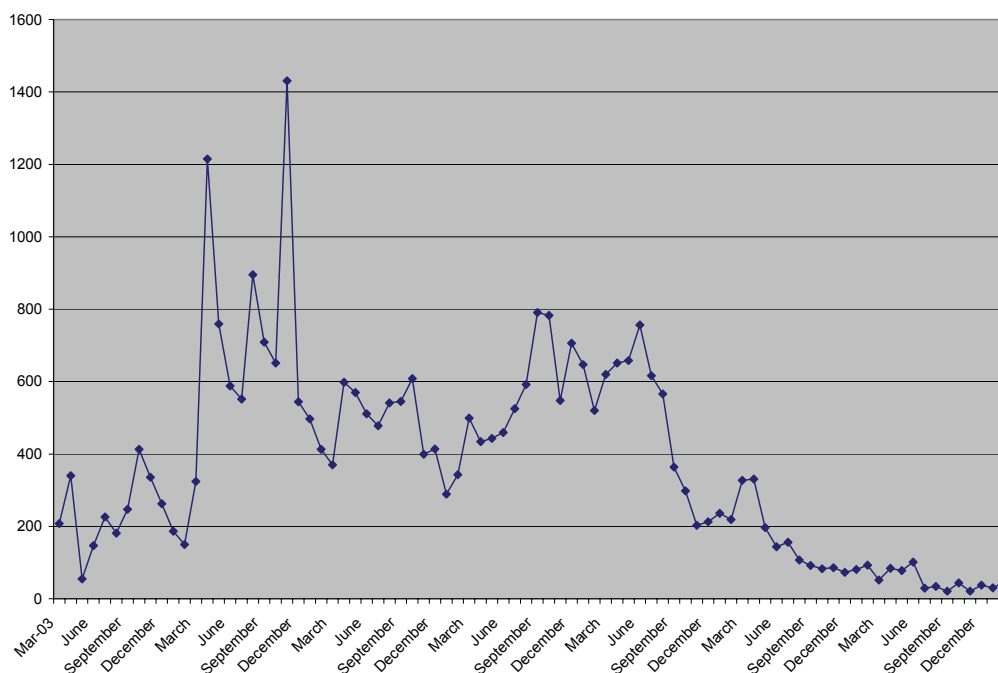
Month	IED's	Car Bombs	Mortars/Rockets	RPG's	Helicopter Losses*	Other Hostile	Non-Hostile*	Total
March 03	0 (0%)	0 (0%)	0 (0%)	0 (0%)	8 (12.3%)	50 (76.9%)	7 (10.8%)	65
April	0 (0%)	0 (0%)	3 (4.1%)	4 (5.4%)	8 (10.8%)	41 (55.4%)	18 (24.3%)	74
May	0 (0%)	0 (0%)	0 (0%)	0 (0%)	7 (18.9%)	6 (16.2%)	24 (64.9%)	37
June	0 (0%)	0 (0%)	0 (0%)	4 (13.3%)	0 (0%)	14 (46.6%)	12 (40.0%)	30
July	4 (8.3%)	0 (0%)	0 (0%)	9 (18.8%)	0 (0%)	15 (31.3%)	20 (41.7%)	48
August	7 (20%)	0 (0%)	0 (0%)	2 (5.7%)	0 (0%)	7 (20%)	19 (54.3%)	35
September	6 (19.4%)	0 (0%)	2 (6.5%)	2 (6.5%)	1 (3.2%)	8 (25.8%)	12 (38.7%)	31
October	13 (29.5%)	0 (0%)	4 (9.1%)	2 (4.5%)	0 (0%)	14 (31.8%)	11 (25%)	44
November	20 (24.4%)	0 (0%)	1 (1.2%)	1 (1.2%)	39 (47.6%)	8 (9.8%)	13 (15.8%)	82
December	18 (45%)	1 (2.5%)	2 (5%)	0 (0%)	0 (0%)	4 (10%)	15 (37.5%)	40
January 04	20 (42.6%)	3 (6.4%)	4 (8.5%)	1 (2.1%)	14 (29.8%)	4 (8.5%)	1 (2.1%)	47
February	9 (45%)	0 (0%)	2 (10%)	0 (0%)	0 (0%)	3 (15%)	4 (20%)	20
March	19 (36.5%)	0 (0%)	4 (7.7%)	0 (0%)	0 (0%)	12 (23.1%)	17 (32.7%)	52
April	22 (16.2%)	10 (7.4%)	7 (5.1%)	14 (10.3%)	2 (1.5%)	71 (52.9%)	9 (6.6%)	135
May	21 (26.3%)	2 (2.5%)	12 (15%)	2 (2.5%)	0 (0%)	25 (31.3%)	18 (22.5%)	80
June	12 (28.6%)	2 (4.8%)	7 (16.7%)	1 (2.4%)	0 (0%)	15 (35.7%)	5 (11.9%)	42
July	17 (31.5%)	2 (3.7%)	2 (3.7%)	2 (3.7%)	0 (0%)	16 (29.6%)	10 (18.5%)	54
August	16 (24.2%)	0 (0%)	2 (3%)	4 (6.1%)	2 (3%)	33 (50%)	9 (13.6%)	66
September	15 (18.8%)	11 (13.8%)	4 (5%)	2 (2.5%)	0 (0%)	37 (46.3%)	11 (13.8%)	80
October	12 (18.8%)	19 (29.7%)	2 (3.1%)	4 (6.3%)	2 (3.1%)	19 (29.7%)	6 (9.4%)	64
November	18 (13.1%)	6 (4.4%)	4 (2.9%)	4 (2.9%)	0 (0%)	93 (67.9%)	12 (8.8%)	137
December	14 (19.4%)	2 (2.8%)	1 (1.4%)	0 (0%)	2 (2.8%)	41 (56.9%)	12 (16.7%)	72
January 05	29 (27.1%)	3 (2.8%)	3 (2.8%)	8 (7.5%)	33 (30.8%)	11 (10.3%)	20 (18.7%)	107
February	25 (43.1%)	1 (1.7%)	1 (1.7%)	0 (0%)	0 (0%)	15 (25.9%)	16 (27.6%)	58
March	13 (37.1%)	7 (20%)	1 (2.9%)	0 (0%)	0 (0%)	10 (28.6%)	4 (11.4%)	35
April	20 (38.5%)	7 (13.5%)	5 (9.6%)	2 (3.8%)	0 (0%)	12 (23.1%)	6 (11.5%)	52
May	33 (41.2%)	10 (12.5%)	6 (7.5%)	2 (2.5%)	2 (2.5%)	14 (17.5%)	13 (16.3%)	80
June	36 (46.2%)	8 (10.3%)	2 (2.6%)	3 (3.8%)	2 (2.6%)	18 (23.1%)	9 (11.5%)	78
July	36 (66.7%)	2 (3.7%)	3 (5.6%)	0 (0%)	0 (0%)	4 (7.4%)	9 (16.7%)	54
August	40 (47.1%)	7 (8.2%)	1 (1.2%)	0 (0%)	0 (0%)	27 (31.8%)	10 (11.8%)	85
September	37 (75.5%)	0 (0%)	2 (4.1%)	0 (0%)	0 (0%)	3 (6.1%)	7 (14.3%)	49
October	57 (59.4%)	2 (2.1%)	7 (7.3%)	0 (0%)	0 (0%)	11 (11.5%)	19 (19.8%)	96
November	40 (47.6%)	6 (7.1%)	0 (0%)	0 (0%)	2 (2.4%)	24 (28.6%)	12 (14.3%)	84
December	42 (61.8%)	3 (4.4%)	2 (2.9%)	1 (1.5%)	2 (2.9%)	9 (13.2%)	9 (13.2%)	68
January 06	24 (38.7%)	3 (4.8%)	0 (0%)	1 (1.6%)	13 (21%)	10 (16.1%)	11 (17.7%)	62
February	36 (65.5%)	2 (3.6%)	1 (1.8%)	0 (0%)	0 (0%)	7 (12.7%)	9 (16.4%)	55
March	12 (38.7%)	1 (3.2%)	3 (9.7%)	1 (3.2%)	0 (0%)	9 (29%)	5 (16.1%)	31
April	45 (59.2%)	1 (1.3%)	1 (1.3%)	1 (1.3%)	2 (2.6%)	15 (19.7%)	11 (14.5%)	76
May	36 (52.2%)	2 (2.9%)	0 (0%)	0 (0%)	4 (5.8%)	17 (24.6%)	10 (14.5%)	69
June	33 (54.1%)	0 (0%)	1 (1.6%)	0 (0%)	0 (0%)	23 (37.7%)	4 (6.6%)	61
July	21 (48.8%)	3 (6.9%)	0 (0%)	1 (2.3%)	0 (0%)	13 (30.2%)	5 (11.6%)	43
August	29 (44.6%)	0 (0%)	0 (0%)	0 (0%)	2 (3.1%)	29 (44.6%)	5 (7.7%)	65
September	29 (40.3%)	4 (5.6%)	1 (1.4%)	1 (1.4%)	0 (0%)	26 (36.1%)	11 (15.3%)	72
October	52 (49.1%)	0 (0%)	0 (0%)	1 (0.9%)	0 (0%)	46 (43.4%)	7 (6.6%)	106
November	38 (54.3%)	0 (0%)	0 (0%)	0 (0%)	2 (2.9%)	22 (31.4%)	8 (11.4%)	70
December	68 (60.7%)	0 (0%)	1 (0.9%)	1 (0.9%)	5 (4.5%)	25 (22.3%)	12 (10.7%)	112
January 07	35 (42.2%)	0 (0%)	2 (2.4%)	0 (0%)	14 (16.9%)	27 (32.5%)	5 (6.0%)	83
February	25 (30.9%)	2 (2.5%)	2 (2.5%)	0 (0%)	9 (11.1%)	33 (40.7%)	10 (12.3%)	81
March	50 (61.7%)	0 (0%)	2 (2.5%)	0 (0%)	0 (0%)	19 (23.5%)	10 (12.3%)	81
April	60 (57.7%)	0 (0%)	1 (1.0%)	1 (1.0%)	0 (0%)	34 (32.7%)	8 (7.7%)	104
May	82 (65.1%)	0 (0%)	0 (0%)	0 (0%)	2 (1.6%)	36 (28.6%)	6 (4.8%)	126
June	58 (57.4%)	0 (0%)	0 (0%)	4 (4.0%)	0 (0%)	31 (30.7%)	8 (7.9%)	101
July	44 (55.0%)	0 (0%)	2 (2.5%)	2 (2.5%)	1 (1.3%)	19 (23.8%)	12 (15.0%)	80
August	32 (38.1%)	0 (0%)	0 (0%)	4 (4.8%)	19 (22.6%)	20 (22.6%)	9 (10.7%)	84
September	26 (39.4%)	1 (1.5%)	0 (0%)	3 (4.5%)	0 (0%)	13 (19.7%)	23 (34.8%)	66
October	20 (52.6%)	0 (0%)	2 (5.3%)	0 (0%)	0 (0%)	7 (18.4%)	9 (23.7%)	38
November	26 (70.3%)	0 (0%)	0 (0%)	0 (0%)	0 (0%)	6 (16.2%)	5 (19.2%)	37
December	9 (39.1%)	0 (0%)	0 (0%)	0 (0%)	0 (0%)	5 (21.7%)	9 (39.1%)	23
January 08	23 (57.5%)	0 (0%)	0 (0%)	1 (2.5%)	0 (0%)	11 (27.5%)	5 (12.5%)	40
February	17 (58.6%)	0 (0%)	0 (0%)	1 (3.4%)	0 (0%)	7 (24.1%)	4 (13.8%)	29
March	26 (66.7%)	0 (0%)	3 (7.7%)	1 (2.6%)	1 (2.6%)	6 (15.4%)	2 (5.1%)	39
April	29 (55.8%)	0 (0%)	3 (5.8%)	2 (3.8%)	0 (0%)	8 (15.4%)	10 (19.2%)	52
May	12 (63.2%)	0 (0%)	0 (0%)	2 (10.5%)	0 (0%)	1 (5.3%)	4 (21.1%)	19
June	14 (48.3%)	0 (0%)	0 (0%)	0 (0%)	0 (0%)	9 (31.0%)	6 (20.7%)	29
July	3 (23.1%)	0 (0%)	0 (0%)	0 (0%)	0 (0%)	5 (50.0%)	5 (33.3%)	13
August	7 (30.4%)	0 (0%)	1 (4.3%)	0 (0%)	0 (0%)	4 (17.4%)	11 (47.8%)	23
September	4 (16.0%)	0 (0%)	0 (0%)	0 (0%)	7 (28.0%)	4 (16.0%)	10 (40.0%)	25
October	2 (14.3%)	0 (0%)	0 (0%)	0 (0%)	0 (0%)	5 (35.7%)	7 (50.0%)	14
November	2 (11.8%)	0 (0%)	0 (0%)	0 (0%)	2 (11.8%)	5 (29.4%)	8 (50.0%)	17
December	1 (7.1%)	2 (14.3%)	2 (14.3%)	0 (0%)	0 (0%)	2 (14.3%)	7 (50.0%)	14
January	3 (18.8%)	0 (0%)	0 (0%)	0 (0%)	4 (25.0%)	1 (6.3%)	8 (50.0%)	16
February	6 (35.3%)	0 (0%)	0 (0%)	0 (0%)	0 (0%)	5 (29.4%)	6 (35.3%)	17
March	1 (11.1%)	0 (0%)	0 (0%)	1 (11.1%)	0 (0%)	2 (22.2%)	5 (55.6%)	9
April	4 (21.1%)	5 (26.3%)	0 (0%)	0 (0%)	0 (0%)	5 (26.3%)	5 (26.3%)	19
May	8 (32.0%)	0 (0%)	0 (0%)	0 (0%)	0 (0%)	4 (16.0%)	13 (52.0%)	25
June	4 (26.7%)	0 (0%)	0 (0%)	0 (0%)	0 (0%)	6 (40.0%)	5 (33.3%)	15
July	0 (0%)	0 (0%)	0 (0%)	0 (0%)	0 (0%)	5 (60.0%)	3 (40.0%)	8
August	3 (42.9%)	0 (0%)	0 (0%)	0 (0%)	0 (0%)	1 (14.3%)	3 (42.9%)	7
September	4 (40.0%)	0 (0%)	0 (0%)	0 (0%)	1 (10.0%)	0 (0%)	5 (50.0%)	10
October	1 (11.0%)	0 (0%)	1 (11.0%)	0 (0%)	0 (0%)	0 (0%)	7 (78.0%)	9
November	0 (0%)	0 (0%)	0 (0%)	0 (0%)	2 (18.2%)	2 (18.2%)	7 (63.6%)	11
December	0 (0%)	0 (0%)	0 (0%)	0 (0%)	0 (0%)	0 (0%)	3 (100%)	3
January 10	1 (20.0%)	0 (0%)	0 (0%)	0 (0%)	0 (0%)	1 (20.0%)	3 (60.0%)	5
February	0 (0%)	0 (0%)	0 (0%)	0 (0%)	2 (50.0%)	0 (0%)	2 (50.0%)	4
Total	1,736 (39.6%)	140 (3.2%)	130 (3.0%)	103 (2.4%)	220 (5.0%)	1,285 (29.3%)	765 (17.5%)	4,379

NOTE ON CAUSE OF DEATH DETAIL TABLE: Through February 25, 2010: Helicopter losses include deaths caused by both non-hostile helicopter accidents and helicopters downed by hostile fire.¹⁵ The “Non-Hostile Causes” data then does not include non-hostile helicopter losses.¹⁶

AMERICAN MILITARY FATALITIES BY CATEGORY MARCH 19, 2003 –FEBRUARY 6, 2010¹⁷

Category	Total fatalities as of February 6, 2010: 4,365
Gender	Male: 4,261 Female: 104
Age	Younger than 22: 1,276 22-24: 1,062 25-30: 1,110 31-35: 423 Older than 35: 494
Component	Active: 3,556 Reserve: 319 National Guard: 490
Military service	Army: 3,190 Marines: 1,022 Navy: 101 Air Force: 51 Coast Guard: 1
Officers/Enlisted	Officer: 421 E5-E9: 1,427 E1-E4: 2,517
Race/Ethnicity	American Indian or Alaska Native: 42 Asian: 81 Black or African American: 420 Hispanic or Latino: 463 Multiple races, pending or unknown: 48 Native Hawaiian or Pacific Islander: 50 White: 3,261

U.S. TROOPS WOUNDED IN ACTION SINCE MARCH 2003¹⁸



Total U.S. Military Injured, by Year

2003	2004	2005	2006	2007	2008	2009	2010*
2,416	8,005	5,944	6,412	6,112	2,051	676	77

** 2010 numbers are through the day prior to the publication date.

Total from March 19, 2003 through February 25, 2010: 31,693

The daily Department of Defense casualty reports that we use for our monthly estimates on U.S troops wounded does not make it entirely clear when in a 24-hour period casualties were incurred. Since the reports are published at 10AM daily, there is possibility that our numbers for January 2005 and onwards are slightly off due to uncertainties about whether casualties occurred on the first or the last of each month.

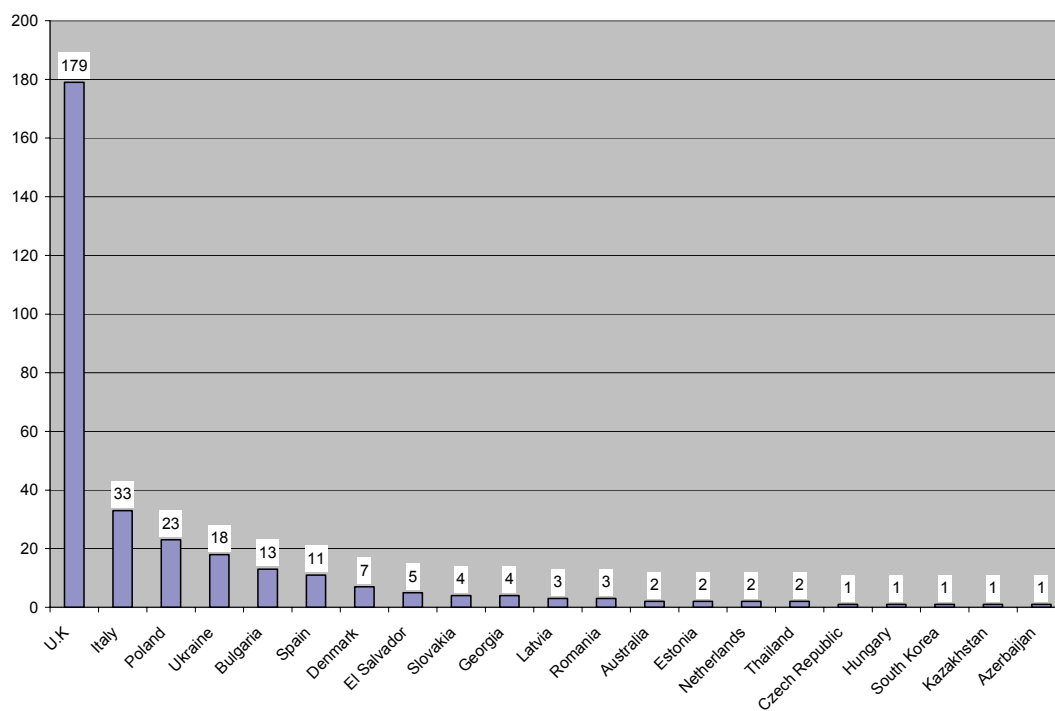
BRITISH MILITARY FATALITIES SINCE MARCH 19, 2003¹⁹

Total through publication date: 179

NON-U.S. & U.K. COALITION MILITARY FATALITIES SINCE MARCH 19, 2003²⁰

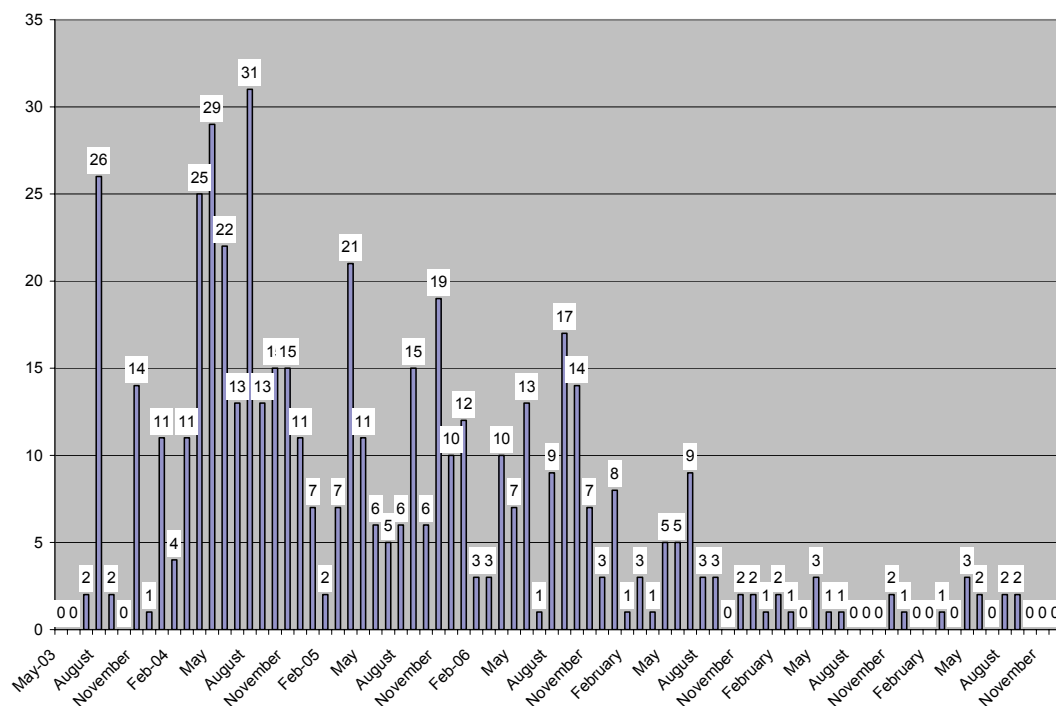
Total through publication date: 137

NON-U.S. COALITION TROOP FATALITIES BY COUNTRY SINCE MARCH 19, 2003²¹



Total through publication date: 316

NON-IRAQI CIVILIANS KILLED SINCE MAY 2003²²



Total through February 25, 2010: 523

NOTE ON NON-IRAQI CIVILIANS KILLED IN IRAQ: Total includes two contractors whose dates of death are unknown at this time and are thus not included on the above chart. This list is incomplete and does not include an additional 44 contractors that were killed up until December 31, 2004. Since we do not know during which month these deaths occurred they are not represented in the graph above.

JOURNALISTS KILLED IN IRAQ²³

2003	14
2004	24
2005	23
2006	32
2007	32
2008	11
2009	4
Total	140

NATIONALITIES OF JOURNALISTS KILLED IN IRAQ²⁴

Iraqi	118
European	12
American	2
Other Arab Countries	3
All Others	5
Total	140

CIRCUMSTANCES OF JOURNALIST DEATHS²⁵

Murder	93
Crossfire or other acts of war	47
Total	140

NOTE ON JOURNALIST DEATHS: A broader tally of journalist deaths that includes media workers such as drivers and interpreters, as well as non-hostile but war-related deaths, finds 169 total fatalities.²⁶

FOREIGN NATIONALS KIDNAPPED IN IRAQ SINCE MAY 2003²⁷

Month	Foreigners Kidnapped	Developments*
Date of capture unknown	14	3 killed
May 2003 – October 2003	0	
November	1	1 released
Dec. 2003 –March 2004	0	
April	43	3 killed, 30 released, 1 escaped
May	2	1 killed
June	3	2 killed, 1 escaped
July	26	3 killed, 13 released, 1 rescued, 1 escaped
August	30	15 killed, 15 released
September	31	4 killed, 4 released, 1 rescued
October	7	3 killed, 2 released
November	5	1 killed, 1 released
December	2	
January 2005	13	10 released
February	10	8 released
March	5	3 released
April	7	6 released
May	4	1 killed, 1 rescued
June	0	
July	6	3 killed
August	24	2 killed, 21 released
September	3	1 killed, 6 released
October	3	1 released
November	11	1 killed, 2 released
December	13	2 killed, 10 released
January 2006	5	2 released
February	12	6 released
March	0	1 killed, 1 released, 3 rescued
April	1	
May	2	4 released
June	5	6 killed
July	1	
August	0	1 released
September	0	
October	1	
November	5	1 escaped, 4 killed
December	4	
January 2007	3	1 killed
February	3	1 released
March	0	
April	0	
May	5	
June	0	
July	0	
August	0	
September	0	
October	0	
November	0	
December	0	
January 2008	0	
February	1	1 released
March	0	
April	0	
May	0	
June	0	
July	0	
August	0	
September	0	
October	0	
November	0	
December	0	
January 2009	0	
February-December	0	
Total through January 10, 2010	306	57 killed, 147 released, 4 escaped, 6 rescued, 89 unknown

NOTE ON FOREIGN NATIONALS KIDNAPPED IN IRAQ TABLE:*Developments: This category shows activity in the status of hostages, but does not necessarily apply to hostages kidnapped during the same month. Please see footnote for more information.

IRAQI PRISON POPULATION²⁸

Peak prison population in 2003	10,000	
June 2004	5,435	
July	5,700 (of which 90 are foreign nationals)	
September	5,500 (whereof 2 are women, 65-70 are juveniles and 130-140 are foreign nationals)	
October	4,300	
November	8,300	
January 2005	7,837	
June	10,783	
July	15,000	
August -September	14,000	
October	13,000	
November	13,000 held by American troops plus an additional 12,000 held by Iraqi authorities	
December	~ 14,000 in US / Allied custody	
January 2006	14,000 in US custody	
February	14,767 in US / Allied custody	
March-April	~ 15,000 in US / Allied custody	
May	~14,000 in US / Allied custody	
June	~14,500 in US custody, ~13,300 held by Iraqi authorities	
September-December	~13,000 in US custody	
January 2007	~ 14,000 in US custody	
February	~ 15,000 in US custody	
March	~ 17,000 in US custody	~20,000 in Iraqi custody
April	~ 18,000 in US custody	
May	~ 19,500 in US custody	
June-July	~ 21,000 in US custody	
August	~ 23,000 in US custody	~ 37,000 in Iraqi custody
September	~ 25,000 in US custody	
October	~ 26,000 in US custody	
November	~ 25,800 in US custody	
December	~ 26,000 in US custody	~ 24,000 in Iraqi custody
January 2008	~ 25,000 in US custody	
February	~ 24,000 in US custody	
March	~ 23,000 in US custody	
April	~ 23,000 in US custody	~ 20,000 in Iraqi custody
May	~ 22,000 in US custody	~ 27,000 in Iraqi custody
June	21,680 in US custody (18,580 Camp Bucca/3,100 Camp Cropper)	
July-August	~21,000 in U.S. custody (18,000 Camp Bucca/3,000 Camp Crocker)	
September	~18,900 in U.S. custody	~26,000 in Iraqi custody
October	~17,000 in U.S. custody	
November	~16,500 in U.S. custody	
December	~15,800 in U.S. custody	
January 2009	15,100 in U.S. custody	~35,000 in Iraqi custody
February	14,500 in U.S. custody	~35,000 in Iraqi custody
March	13,300 in U.S. custody	
April	~12,000 in U.S. custody	
May	~11,300 in U.S. custody	
June	~11,000 in U.S. custody	
July	~10,000 in U.S. custody	
August	~8,950 in U.S. custody	
September	~8,400 in U.S. custody	

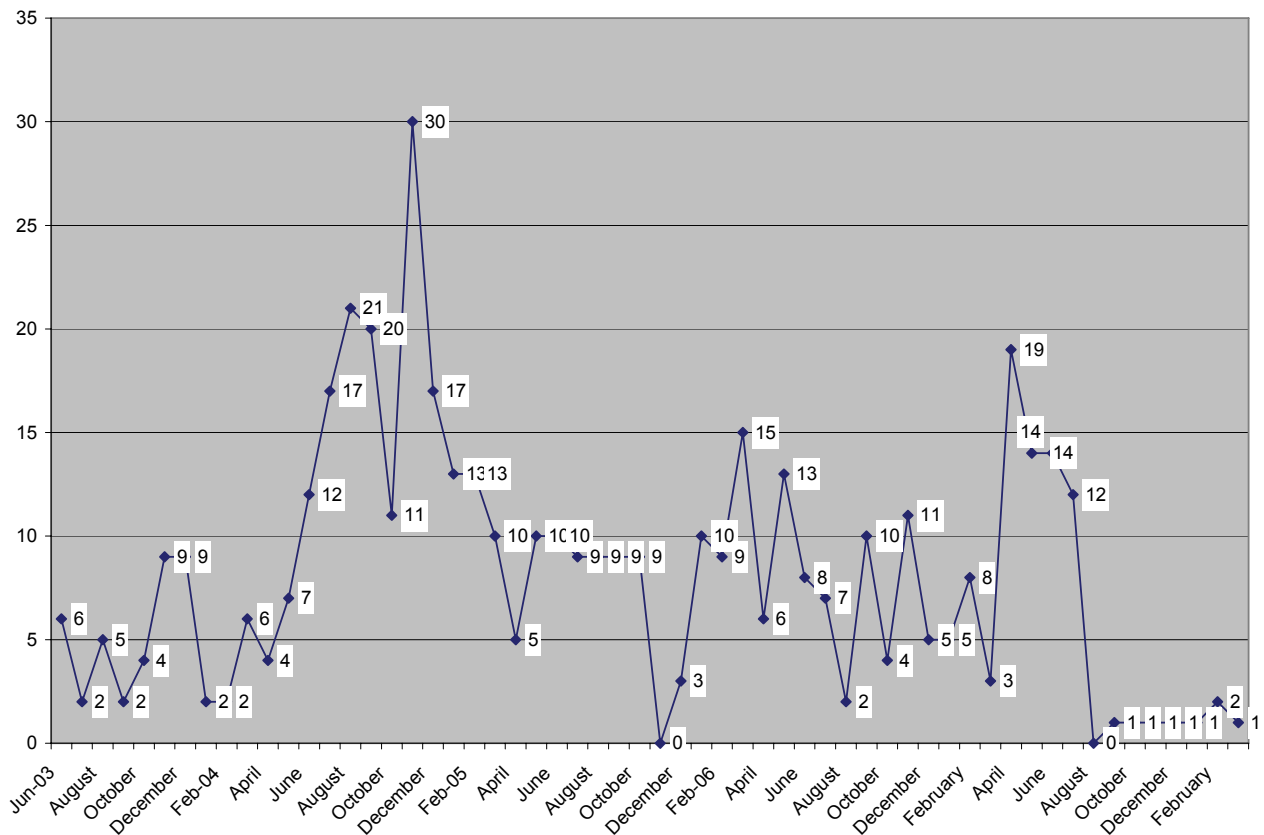
NOTE ON IRAQI PRISON POPULATION TABLE:

JANUARY 2009: According to U.S. military figures, a total of 8,952 prisoners were released in 2007. In 2008, a record 18,500 prisoners were released.²⁹ As of **August 30**, 1,179 detainees have been transferred to Iraqi custody and 5,236 have been released outright in 2009.

ESTIMATED NUMBER OF FOREIGNERS ILLEGALLY CROSSING INTO IRAQ TO SUPPORT THE INSURGENCY³⁰

JANUARY-MAY 2007	80-90 per month
JUNE-AUGUST	40-60 per month
SEPTEMBER 2007-APRIL 2008	40-50 per month
MAY-JUNE	20-40 per month
JULY	~20 per month
SEPTEMBER	10-20 per month
DECEMBER 2008-FEBRUARY 2009	<10 per month
MAY	~20 per month
JUNE-JULY	10-20 per month

ATTACKS ON IRAQI OIL AND GAS PIPELINES, INSTALLATIONS & PERSONNEL³¹



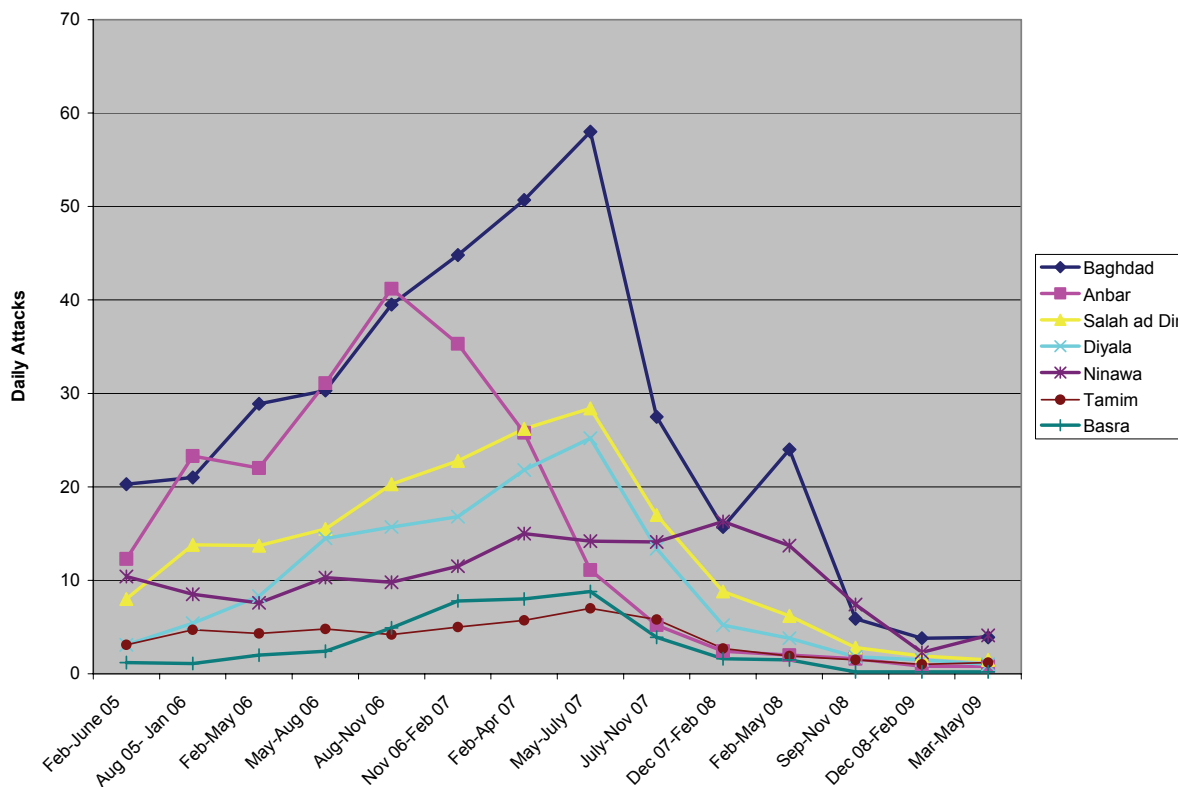
Total through March 27, 2008: 469

COALITION TROOP STRENGTH IN IRAQ SINCE MAY 2003³²

Month	U.S. troops in Iraq	Total international troop strength in Iraq	Month	U.S. Troops in Iraq	Total international troop strength in Iraq
May-03	150,000	173,000	January-07	132,000	146,650
June	150,000	171,000	February	135,000	149,010
July	149,000	170,000	March	142,000	155,205
August	139,00	161,000	April	146,000	159,196
September	132,000	156,000	May	149,700	161,812
October	131,000	156,000	June	157,000	168,524
November	123,000	146,900	July	160,000	171,508
December	122,000	146,500	August	162,000	173,685
January -04	122,000	147,600	September	168,000	180,279
February	115,000	139,000	October	171,000	182,668
March	130,000	154,000	November	162,000	173,589
April	137,000	162,000	December	160,000	170,961
May	138,000	162,000	January-08	157,000	167,604
June	138,000	161,000	February	157,000	166,895
July	140,000	162,000	March	155,000	164,970
August	140,000	163,700	April	153,000	162,907
September	138,000	162,600	May	150,000	159,907
October	138,000	162,000	June	148,000	157,734
November	138,000	162,000	July	148,000	157,734
December	148,000	173,000	August	148,000	155,330
January-05	150,000	175,300	September	148,000	155,100
February	155,000	180,000	October	148,000	154,850
March	150,000	172,000	November	148,000	154,350
April	142,000	164,000	December	145,000	151,350
May	138,000	161,000	January-09	142,000	147,000
June	135,000	158,000	February	140,000	145,000
July	138,000	161,000	March	137,000	142,000
August	138,000	161,000	April	137,000	142,000
September	138,000	160,000	May	134,000	139,000
October	152,000	174,000	June	130,000	130,500
November	160,000	183,000	July	130,000	130,500
December	160,000	183,000	August	130,000	130,000
January-06	136,000	157,000	September	124,000	124,000
February	133,000	153,000	October	117,000	117,000
March	133,000	153,000	November	115,000	115,000
April	132,000	152,000	December	110,000	110,000
May	132,000	152,000	January-10	110,000	110,000
June	126,900	146,900	February	98,000	98,000
July	130,000	149,000			
August	138,000	157,000			
September	144,000	162,000			
October	144,000	161,200			
November	140,000	158,000			
December	140,000	155,200			

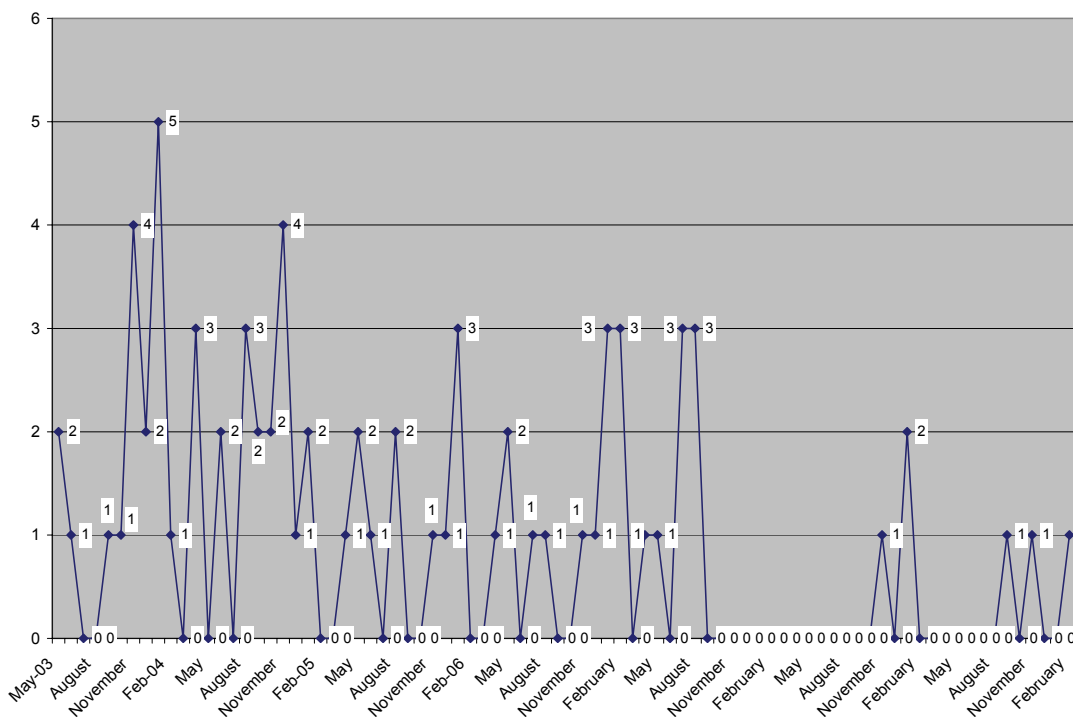
NOTE ON TABLE: All numbers are end of month estimates or latest data available for the current month. N/A= Not available.

NUMBER OF DAILY INSURGENT ATTACKS IN IRAQ BY PROVINCE, FEBRUARY 2005-PRESENT³³



NOTE ON CHART: The seven provinces depicted account for roughly 95% of the recorded attacks nationwide over the entire period. Data not available for June-August 2008.

AMERICAN MILITARY HELICOPTERS DOWNED IN IRAQ³⁴



Total through February 26, 2010: 74

NOTE ON AMERICAN MILITARY HELICOPTERS DOWNED IN IRAQ TABLE: Of the 74 helicopters downed in Iraq since May 2003, at least 36 were downed by enemy fire.

U.S. ARMY TROOPS DEPLOYED TO IRAQ AND EFFECT OF MULTIPLE DEPLOYMENTS ON INSTANCES OF POST-TRAUMATIC STRESS DISORDER (PTSD) CASES WITHIN NON-COMMISSIONED OFFICER RANKS³⁵

Total Number of U.S. Army Troops Deployed to Iraq...	
Since 2003	513,000
More than Once	197,000+
Three or More Times	53,000

Percentage of Non-Commissioned Officers Suffering from Symptoms of PTSD After...	
First Deployment	12%
Second Deployment	18.5%
Third or Fourth Deployment	27%

NOTE ON THESE TABLES: The study was based on 2,295 anonymous surveys and additional interviews from members of frontline units in combat brigades, and not those assigned primarily to safer operating bases.

PERCENTAGE OF U.S. ACTIVE-DUTY MILITARY PERSONNEL WHO HAVE SERVED IN IRAQ OR AFGHANISTAN, 2006 & 2008³⁶

	2006	2008
ALL PERSONNEL*	50%	57%
ARMY		
At least one tour	58%	68%
More than one tour	20%	31%
MARINES	50%	56%
NAVY	47%	54%
AIR FORCE	44%	52%

*Includes Army, Marines, Navy, Air Force and Coast Guard

NOTE: Currently an additional 10% of all military personnel are training and will soon become eligible to deploy.

INTERNALLY DISPLACED PERSONS IN IRAQ³⁷

Since April 2003

2003	400,000
2004	800,000
2005	1,200,000
2006	2,000,000
2007	2,740,000
2008	2,770,000
2009*	2,650,000

*As of January 2009

NOTE: Numbers are cumulative, but DO NOT include those displaced prior to March 2003 (approximately 1 million).

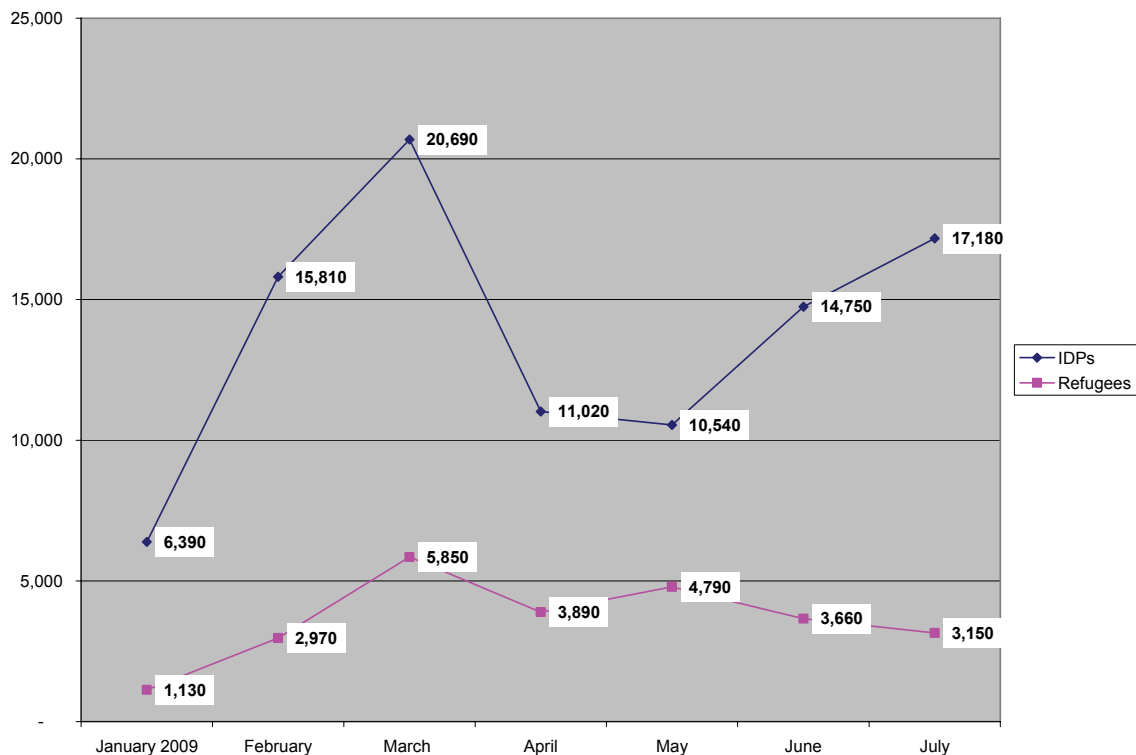
MIGRATION INDICATORS³⁸

January 2009

Iraqi Refugees living abroad	~2.0 million
Iraqi Refugees in Syria	1.2 million
Iraqi Refugees in Jordan	450,000
Iraqi Refugees in Egypt, Lebanon, Iran, Turkey	155,000
Iraqi Refugees in the Gulf States	150,000

NOTE: Not all Iraqis refugees fled because of the current war.

VOLUNTARY RETURN OF IRAQI INTERNALLY DISPLACED PERSONS (IDPs) AND REFUGEES, SINCE JANUARY 2009³⁹



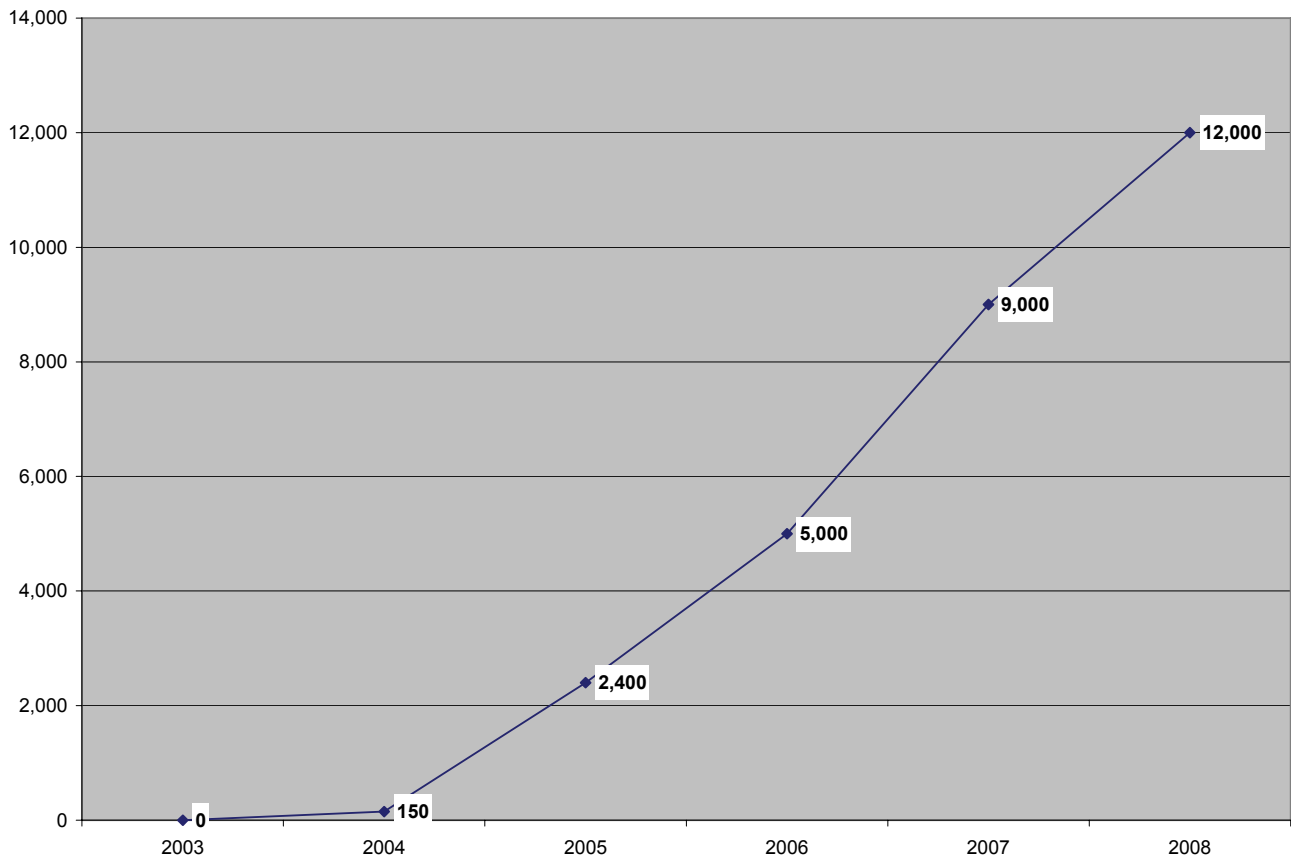
Through JULY 2009

IDPs	96,380
Refugees	25,440
TOTAL RETURNEES	121,820

NUMBER OF IRAQI ASYLUM APPLICATIONS BY COUNTRY, 2006 THRU 2008⁴⁰

COUNTRY	2006	2007	2008
SWEDEN	8,951	18,559	6,083
NETHERLANDS	2,766	2,004	5,027
GERMANY	2,065	4,171	6,697
GREECE	1,415	5,474	1,760
UNITED KINGDOM	1,305	2,075	1,530
NORWAY	1,002	1,227	3,137
SWITZERLAND	816	935	1,440
BELGIUM	695	825	1,070
DENMARK	507	1,069	486
AUSTRIA	380	463	494
FINLAND	227	407	976
IRELAND	215	285	203
SLOVAKIA	206	132	45
CANADA	190	293	310
AUSTRALIA	187	216	193
CYPRUS	132	200	137
UNITED STATES	544	734	835
FRANCE	116	144	627
TOTAL	21,719	39,213	31,050

ROBOTIC SYSTEMS UTILIZED BY THE U.S. MILITARY ON THE GROUND IN IRAQ, BY YEAR⁴¹



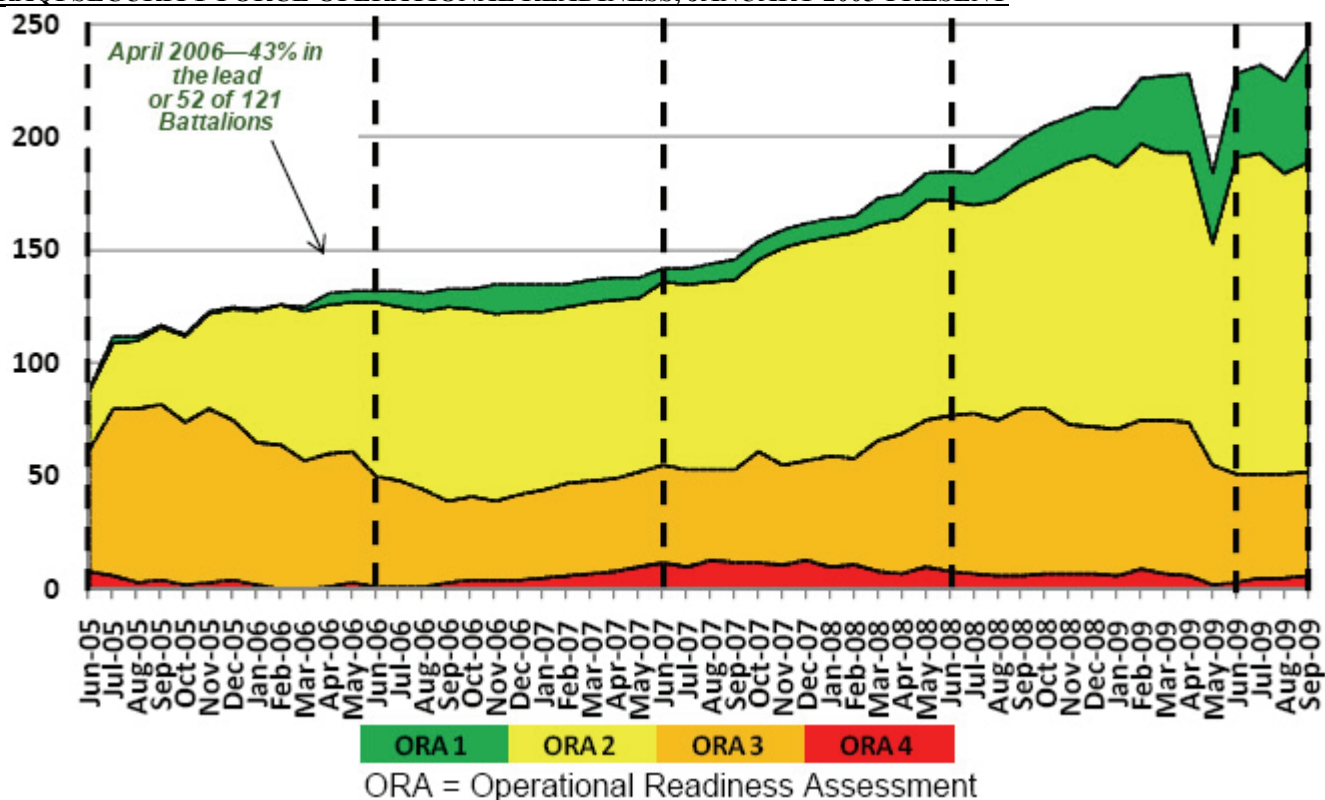
NOTE ON THIS GRAPH: Figures depicted are as of year end. The 2007 figure is an estimate made in consideration of the figures provided for 2006 and 2008.

SIZE OF IRAQI SECURITY FORCES ON DUTY⁴²

Month	General Police Capabilities	National Guard	Iraqi Armed Forces	Border Patrol	Total Iraqi Security Forces
May 2003	7,000 – 9,000	N/A	0	N/A	7,000 – 9,000
June	N/A	N/A	0	N/A	N/A
July	30,000	N/A	0	N/A	30,000
August	34,000	670	0	2,500	37,170
September	37,000	2,500	0	4,700	44,200
October	55,000	4,700	700	6,400	66,800
November	68,800	12,700	900	12,400	94,800
December	71,600	15,200	400	12,900	99,600
January 2004	66,900	19,800	1,100	21,000	108,800
February	77,100	27,900	2,000	18,000	125,000
March	75,000	33,560	3,005	23,426	134,991
April	80,016	23,123	2,367	18,747	124,253
May	90,803	24,873	3,939	16,097	135,712
June	83,789	36,229	7,116	18,183	145,317
July	31,300	36,229	7,700	19,859	95,088
August	32,942	37,925	6,288	14,313	91,468
September	40,152	36,496	7,747	14,313	98,708
October	44,728	41,261	6,861	18,148	110,998
November	49,455	43,445	6,013	14,593	113,506
December	53,571	40,115	14,500	14,267	118,009
January 2005	58,964	36,827	14,796	14,786	125,373
February	82,072 “trained and equipped”	59,689 “operational”		N/A	141,761 Trained and Effective: General Myers: 40,000 Senator Biden: 4,000 – 18,000
March	84,327	67,584		N/A	151,618 Trained and Effective: Lt. Gen Petraeus: 50,000 “off-the-cuff”
April	86,982	72,511		N/A	159,493
May	91,256	76,971		N/A	168,227
June	92,883	75,791		N/A	168,674
July	94,800	79,100		N/A	173,900 26,000 in Army in level I and II
August	101,000	81,900		N/A	182,900
September	104,300	87,800		N/A	192,100 ~ 30,000 in Army in level I and II ⁴³
October ⁴⁴	111,000	100,000		N/A	211,000 ~32,000 in level I and II ⁴⁵
November	112,000	102,000		N/A	214,000
December	118,000	105,700		N/A	223,700
January 2006	120,400	106,900		N/A	227,300
February	123,600	108,500		N/A	232,100 ~46,000 MOD forces and 8,000 MOI forces in Level I and II ⁴⁶
March	134,800	115,700		N/A	250,500
April	138,700	115,000		N/A	253,700
May	145,500	117,900		N/A	263,400
June	148,500	116,100		N/A	264,600
July	154,500	115,100		N/A	269,600
August	167,900	130,100		N/A	298,000
September	176,200	131,600		N/A	307,800
October	180,800	131,600		N/A	312,400
November	188,300	134,700		N/A	323,000
December	188,300	134,700		N/A	323,000
January 2007	188,300	134,700		N/A	323,000
February	188,260	134,920		N/A	323,180
March	193,300	136,500		N/A	329,800
April	193,300	139,800		N/A	333,100
May	194,200	154,500		N/A	348,700
June	194,200	158,900		N/A	353,100
July	194,200	158,900		N/A	353,100
August	194,200	165,500		N/A	359,700
September	194,200	165,500		N/A	359,700
October	194,200	165,500		N/A	359,700
November*	238,089	191,541		N/A	429,630
December	210,529	194,233		31,431	439,678
January 2008	212,630	194,233		31,431	441,779
February	200,132	197,254		27,959	425,345
March	213,902	202,577		28,023	444,502
April	213,902	202,577		28,023	444,502
May	221,507	226,644		30,373	478,524
June	221,507	226,644		30,373	478,524
July	238,378	242,951		32,177	513,506
August	238,378	242,951		32,177	513,506
September	249,163	258,487		34,475	542,125
October	249,163	258,487		34,475	542,125
November	256,786	265,607		35,886	558,279
December	276,590	273,618		38,846	589,054
April 2009	N/A	N/A		N/A	645,000
September	N/A	N/A		N/A	664,000

NOTE ON IRAQI SECURITY FORCES ON DUTY TABLE: *As of **November 2007**, figures on Iraqi Security Forces are provided by Iraq’s Ministries of Defense and Interior and not Coalition figures. Due to this, the figures now reflect the number of authorized and assigned personnel as opposed to those successfully trained by Coalition forces. Care should be taken when evaluating the quality of MOI forces as there have been various reports of Iraqi police units dominated by sectarian interests.

IRAQI SECURITY FORCE OPERATIONAL READINESS, JANUARY 2005-PRESENT⁴⁷



Definitions of Operational Readiness Assessment (ORA) Levels:

ORA LEVEL 1: capable of planning, executing, and sustaining counterinsurgency operations

ORA LEVEL 2: capable of planning, executing, and sustaining counterinsurgency operations with Iraqi security force or coalition force assistance

ORA LEVEL 3: partially capable of conducting counterinsurgency operations in conjunction with coalition units

ORA LEVEL 4: forming and/or incapable of conducting counterinsurgency operations

INDEX OF POLITICAL FREEDOM⁴⁸

Israel	8.20
Lebanon	6.55
Morocco	5.20
Iraq	5.05
Palestine	5.05
Kuwait	4.90
Tunisia	4.60
Jordan	4.45
Qatar	4.45
Egypt	4.30
Sudan	4.30
Yemen	4.30
Algeria	4.15
Oman	4.00
Bahrain	3.85
Iran	3.85
United Arab Emirates	3.70
Saudi Arabia	2.80
Syria	2.80
Libya	2.05

NOTE ON INDEX OF POLITICAL FREEDOM TABLE: Each country is scored on a 10-point scale, with 1 being the lowest score and 10 the highest. Indicators of freedom include election of head of government, election of parliament, fairness of electoral laws, right to organize political parties, power of elected representatives, presence of an opposition, transparency, minority participation, level of corruption, freedom of assembly, independence of the judiciary, press freedom, religious freedom, rule of law and property rights.

IRAQ'S RANK IN REPORTERS WITHOUT BORDERS' ANNUAL INDEX OF PRESS FREEDOM, 2003-2008⁴⁹

YEAR	SCORE	RANK	NUMBER OF COUNTRIES SURVEYED
2009	53.3	145	175
2008	59.4	158	173
2007	67.8	157	169
2006	66.8	154	168
2005	67.0	157	167
2004	58.5	148	167
2003	37.5	124 (T)	166

NOTE ON INDEX OF PRESS FREEDOM TABLE: The ratings are based on a questionnaire with 50 criteria for assessing the state of press freedom in each country. It includes every kind of violation directly affecting journalists (such as murders, imprisonment, physical attacks and threats) and news media (censorship, confiscation issues, searches and harassment). In addition to taking into account abuses attributable to the state, those carried out by armed militias, clandestine organizations or pressure groups are also considered.

The lower the score attained, the higher the degree of press freedom in that respective country. Although there is no specific information given regarding how the overall score was compiled, the top-rated countries for 2007 received an overall score of 0.75, with the median receiving a score of 25.3. The overall average score for the Index was 31.5.

IRAQ'S RANK IN TRANSPARENCY INTERNATIONAL'S ANNUAL CORRUPTION PERCEPTIONS INDEX (CPI)⁵⁰

YEAR	RANK	NUMBER OF COUNTRIES SURVEYED
2009	176	180
2008	178 (T)	180
2007	178	180
2006	160 (T)	163
2005	137 (T)	159
2004	129 (T)	146
2003	113 (T)	133

(T): Indicates years Iraq's score tied with one or more other country.

NOTE ON THIS CHART: The CPI is a composite index that draws on 14 expert opinion surveys. It scores countries on a scale from zero to ten, with zero indicating high levels of perceived corruption and ten indicating low levels of perceived corruption. Due to a lack of reliable data, Iraq was not included in the CPI survey for the years 2001 and 2002.

POLITICAL PARTIES IN IRAQ⁵¹

Registered for December 2005 elections	Over 300
---	-----------------

COUNCIL SEATS BY COALITION/PARTY IN IRAQI COUNCIL OF REPRESENTATIVES⁵²**As of November 2007**

Coalition	Total Seats	Designation	Parties	Leaders
United Iraqi Alliance	83	Shiite Religious Coalition	Includes SIIC, Dawa	Includes Abdul Aziz Hakim, Nouri al-Maliki
Kurdistan Coalition	53	Kurdish Secular Coalition	Includes KDP, PUK	Includes Jalal Talabani
Iraqi Accordance Front	25	Sunni Religious Coalition	Includes Iraqi Islamic Party	Includes Adnan Dulaimi, Tariq Hashimi
Sadrism Movement	30			Moqtada al-Sadr
Virtue Party (Fadhila)	15			Muhammad Yaqubi
National Iraqi List	25	Shiite / Sunni Secular Coalition	Various	Ayad Allawi
Other	44	Other	Iraqi National Dialogue Front (11), Islamic Union of Kurdistan (5), Liberation and Reconciliation Bloc (3), Message Carriers (2), Mithal Alousi List for the Iraqi Nation (1), Iraqi Turkoman Front (1), Yezidi Movement for Progress and Reform (1), Al Rafadeen List (1)	

IRAQ NATIONAL UNITY GOVERNMENT CURRENT MEMBERSHIP & STATUS OF CABINET⁵³

		NAME	TITLE/MINISTRY	SECTARIAN GROUP	POLITICAL AFFILIATION
LEADERSHIP		Nuri al-Maliki	Prime Minister	Shiite	Dawa
		Vacant	Deputy Prime Minister	---	---
		Rafie al-Issawi	Deputy Prime Minister	Sunni	Tawafiq (Iraqi Accordance Front); Party: Iraqi People's Conference
		Jalal Talibani	President	Kurd	Patriotic Union of Kurdistan
		Tariq al-Hashemi	Vice President	Sunni	Tawafiq (Iraqi Accordance Front); Party: Iraqi Islamic Party
		Adel Abd al-Mahdi	Vice President	Shiite	SIIC
	1	Ali Baban	Planning	Sunni	Unaffiliated (left Tawafiq in order to avoid August 1, 2007 boycott)
Newly Filled July 18, 2008	2	Mahir Dalli Ibrahim al-Hadithi	Culture	Sunni	Tawafiq (Iraqi Accordance Front); Party: Gen. Council for the People of Iraq
	3	Dr. Abd Dhiyab al-Ujayli	Higher Education	Sunni	Tawafiq (Iraqi Accordance Front); Party: Iraqi Islamic Party
	4	Dr. Nawal Majid Hamid al-Samarr	Minister of State for Women's Affairs	Sunni	Tawafiq (Iraqi Accordance Front); Party: Iraqi Islamic Party
	5	Dr. Muhammad Munajid Ifan al-Dulaymi	Minister of State for Foreign Affairs	Sunni	Tawafiq (Iraqi Accordance Front)
	6	Abd al-Falah al-Sudani ¹	Trade	Shiite	Islamic Dawa Party-Organization of Iraq
	7	Khudayr al-Khuzai	Education	Shiite	Islamic Dawa Party-Organization of Iraq
	8	Shirwan al-Waili	Minister of State for National Security	Shiite	Islamic Dawa Party-Organization of Iraq
	9	Husayn al-Shahristani	Oil	Shiite	Unaffiliated
	10	Salih al-Hasnawi	Health	Shiite	Independent
	11	Ali al-Bahadli	Agriculture	Shiite	Independent
Newly Filled July 18, 2008	12	Qahtan Abbas Numan al-Jiburi	Tourism & Antiquities	Shiite	United Iraqi Alliance
	13	Khulud Sammi Izzara al-Majun	Provincial Affairs	Shiite	United Iraqi Alliance
	14	Amir Abd al-Jabar Ismail	Transportation	Shiite	United Iraqi Alliance
	15	Thamir jaraf al-Zubaydi	Civil Society	Shiite	United Iraqi Alliance
	16	EMPTY²	Justice	N/A	
	17	Mahmud Muhammad Jawad al-Radi	Labor & Social Affairs	Shiite	Unaffiliated
	18	Riyadh Gharib	Municipalities & Public Works	Shiite	SIIC
	19	Bayan Jabr	Finance & Banking	Shiite	SIIC
	20	Akram al-Hakim	Minister of State for National Dialogue	Shiite	SIIC
	21	Faruq Abdul Qadir Abdul Rahman	Communications	Sunni	Tawafiq (Iraqi Accordance Front)
	22	Abd al-Qadir Muhammad Jasim	Defense	Sunni	Unaffiliated
	23	Raid Fahmi Jahid	Science & Technology	Shiite	Iraqi Communist Party
	24	Wijdan Mikhail Salim	Human Rights	Christian Kurd	Iraqi National Accord
	25	Muhammad Abbas al-Uraybi	Minister of State Without Portfolio	Shiite	Iraq National List
	26	Jawad al-Bolani	Interior	Shiite	Unaffiliated
	27	Karim Wahid al-Hasan	Electricity	Shiite	Unaffiliated
	28	Latif Rashid	Water Resources	Kurd	Patriotic Union of Kurdistan
	29	Nermin Othman	Environment	Kurd	Patriotic Union of Kurdistan
	30	Bayan Dizayee	Housing & Construction	Kurd	Kurdistan Democratic Party
	31	Fawzi al-Hariri	Industry & Minerals	Christian Kurd	Kurdistan Democratic Party
	32	Hoshiyar Mahmud Zebari	Foreign Affairs	Kurd	Kurdistan Democratic Party
	33	Abd al-Samad Sultan	Displacement & Migration	Shiite Kurd	Faali Kurd
	34	Jasim Muhammad Jafar	Youth & Sports	Shiite	Turkoman Islamic Union
	35	Ali Muhammad Ahmad	Minister of State Without Portfolio	Kurd	Kurdistan Islamic Union
	36	Hasan Radhi Kazim al-Sari	Minister of State Without Portfolio	Shiite	Hizbollah Movement in Iraq (also advises SIIC)
	37	Safa al-Din Muhammad al-Safi	Minister of State, Parliamentary Affairs	Shiite	Unaffiliated

AS OF: January 2010

¹ Abd al-Falah al-Sudani resigned from his post in May 2009 due to allegations of corruption

² Safa al-Safi is currently serving as the acting Minister of Justice

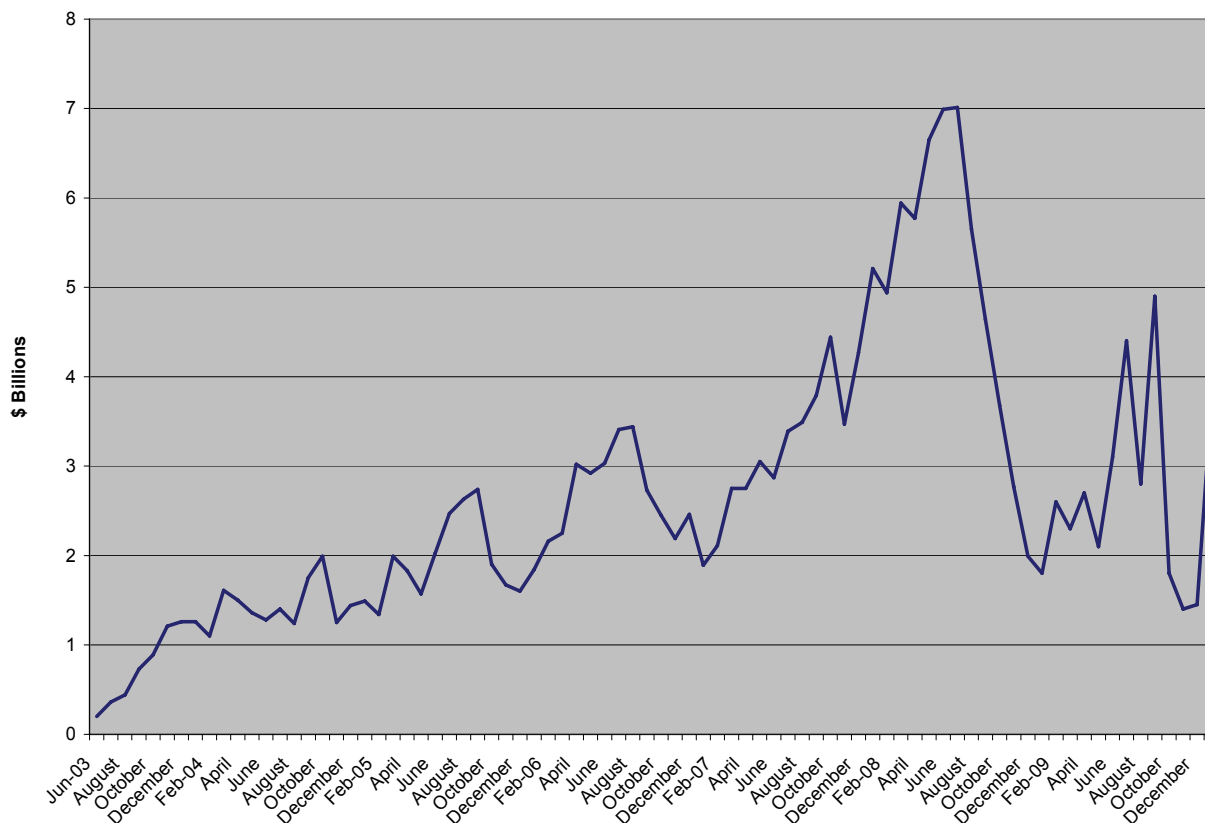
ECONOMIC & QUALITY OF LIFE INDICATORS

FUEL⁵⁴

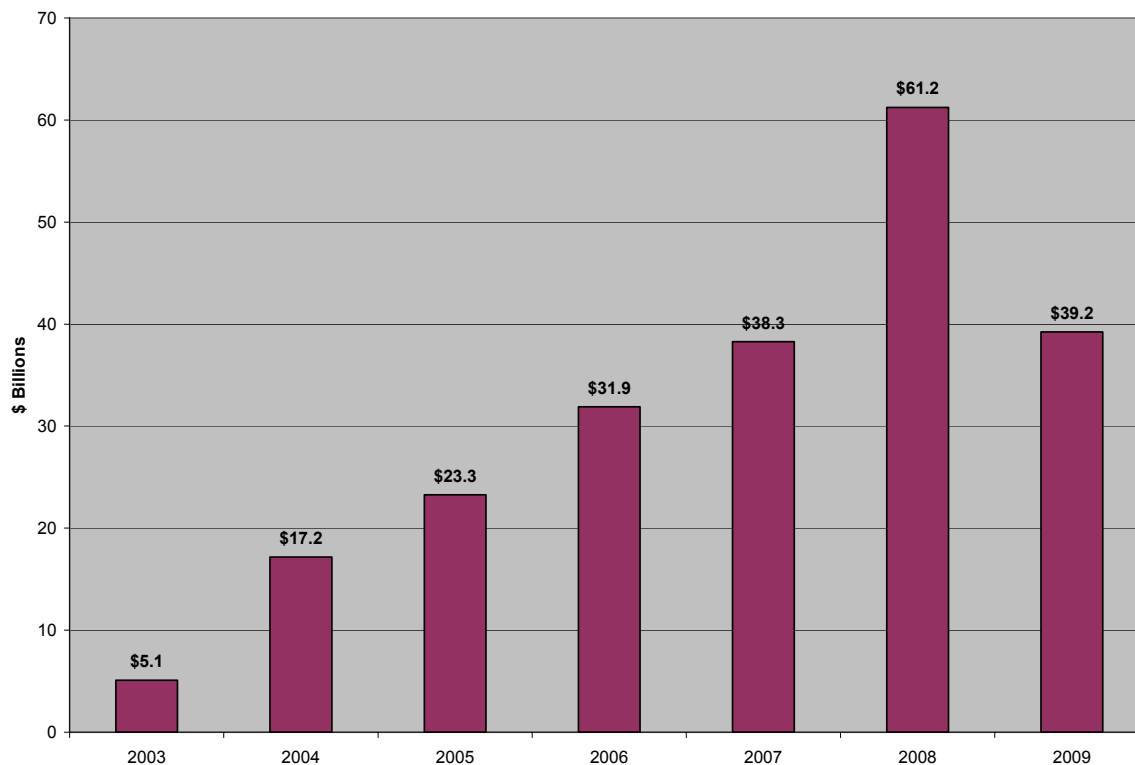
	Fuel supplies available				
	Millions of barrels/day			Millions of barrels/day	
Time	Crude oil production	Crude oil export	Time	Crude oil production	Crude oil export
Estimated prewar level	2.5	1.7-2.5	January 2007	1.66	1.30
May 2003	0.3	0	February	2.08	1.50
June	0.675	0.2	March	2.08	1.58
July	0.925	0.322	April	2.14	1.50
August	1.445	0.646	May	2.03	1.64
September	1.7225	0.983	June	2.00	1.47
October	2.055	1.149	July	2.07	1.71
November	2.1	1.524	August	1.91	1.69
December	2.30	1.541	September	2.30	1.90
January 2004	2.440	1.537	October	2.34	1.91
February	2.276	1.382	November	2.38	1.88
March	2.435	1.825	December	2.42	1.93
April	2.384	1.804	January 2008	2.24	1.93
May	1.887	1.380	February	2.39	1.93
June	2.295	1.148	March	2.38	1.93
July	2.2	1.406	April	2.40	1.88
August	2.112	1.114	May	2.50	1.96
September	2.514	1.703	June	2.52	1.96
October	2.46	1.542	July	2.54	1.85
November	1.95	1.320	August	2.50	1.70
December	2.16	1.520	September	2.37	1.65
January 2005	2.10	1.367	October	2.37	1.69
February	2.10	1.431	November	2.40	1.88
March	2.09	1.394	December	2.35	1.73
April	2.14	1.398	January 2009	2.15	1.89
May	2.1	1.308	February	2.32	1.69
June	2.17	1.377	March	2.38	1.93
July	2.17	1.550	April	2.37	1.82
August	2.16	1.504	May	2.41	1.90
September ⁵⁵	2.11	1.60	June	2.43	1.91
October	1.91	1.239	July	2.48	2.03
November	1.98	1.168	August	2.48	2.00
December	1.92	1.071	September	2.50	1.95
January 2006	1.73	1.05	October	2.50	1.96
February	1.83	1.47	November	2.36	1.99
March	2.10	1.32	December	2.40	1.91
April	2.14	1.60	January 2010	2.46	1.92
May	2.13	1.51	February	2.45	1.99
June	2.30	1.67			
July	2.22	1.68			
August	2.24	1.68			
September	2.34	1.65			
October	2.26	1.55			
November	2.10	1.44			
December ⁵⁶	2.15	1.45			

NOTE ON FUEL TABLE: Above data as of February 2010. The ratio of Iraq price to international price is 4.0 for LPG, 3.0 for regular and 6.9 for premium gasoline, 0.7 for kerosene and 1.5 for diesel.⁵⁷ Kerosene imports began 5 October, 2003. All previous months cover only production.

MONTHLY OIL REVENUE FROM EXPORTS, JUNE 2003-PRESENT⁵⁸



YEAR-TO-DATE COMPARISON OF OIL REVENUE FROM EXPORTS, 2003-2009⁵⁹



THRU: DECEMBER 2010

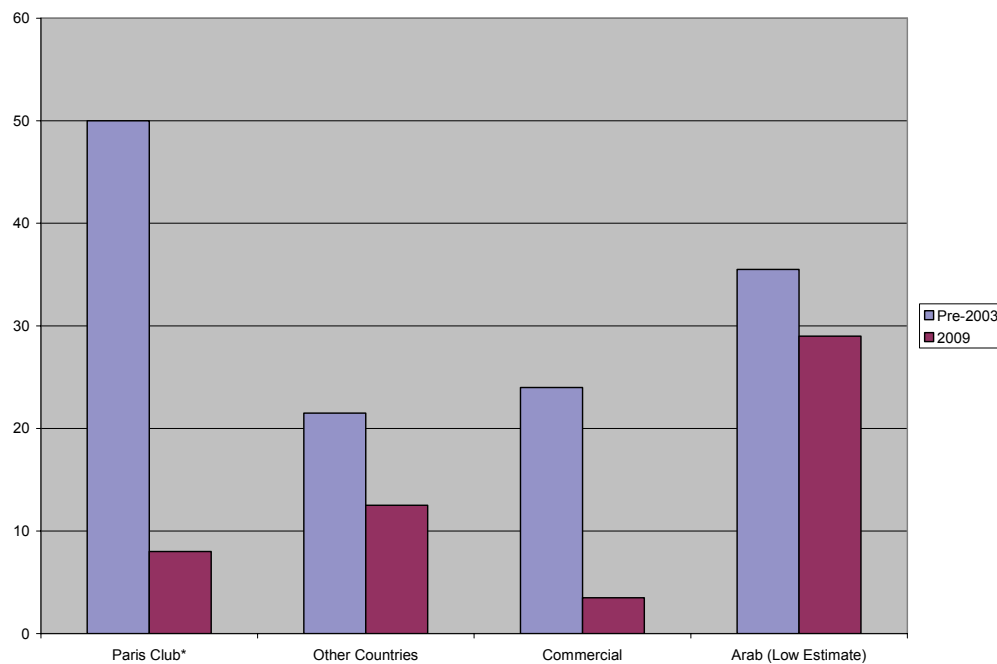
NOTE: Data for oil revenue collected by the post-Saddam Iraqi government begins in June 2003. Figures depict the total amount of revenue collected for each respective year thru the most current month in 2009.

ELECTRICITY⁶⁰

Time	Average amount of electricity generated (Megawatts)		Average hours of electricity/day		Average of mega watt hours (MWH)
	Nation-wide	Baghdad	Nationwide	Baghdad	
Est. prewar level	3,958	2,500	4-8	16-24	95,000
May 2003	500	300	4-8	4-8	N/A
June	3,193	707	N/A	N/A	N/A
July	3,236	1,082	N/A	N/A	N/A
August	3,263	1,283	N/A	N/A	72,435
September	3,543	1,229	N/A	N/A	75,000
October	3,948	N/A	N/A	N/A	79,000
November	3,582	N/A	N/A	N/A	70,000
December	3,427	N/A	N/A	N/A	72,000
January 2004	3,758	N/A	N/A	N/A	79,000
February	4,125	1,307	13	13.4	90,000
March	4,040	1,192	16	16.4	86,000
April	3,823	1,021	15	14.8	78,000
May	3,902	1,053	11	12.2	80,000
June	4,293	1,198	10	11	93,500
July	4,584	N/A	10	12	100,300
August	4,707	1,440	13	15	109,900
September	4,467	1,485	13	14	107,200
October	4,074	1,280	13	16	99,306
November	3,199	845	13	N/A	76,550
December	3,380	N/A	N/A	N/A	81,114
January 2005	3,289	985	9	9.0	78,925
February	3,611	1,180	8.5	10.3	86,675
March	3,627	994	11.8	11.0	87,051
April	3,390	854	9	11.5	81,350
May	3,712	N/A	8.4	9.5	89,088
June	4,153	N/A	9.4	10.4	102,525
July	4,446	N/A	12.6	10.9	106,713
August	4,049	N/A	12.0	8.4	97,165
September	4,159	N/A	13.5	10.4	101,916
October	3,685	N/A	14.3	8.9	88,442
November*	3,742	N/A	13.3	8.8	89,800
December**	3,800	N/A	12.0	6.1	91,400
January 2006	3,640	N/A	9.8	4.0	87,400
February	3,700	N/A	10.3	5.9	88,600
March	4,000	N/A	13.1	7.8	96,300
April	3,700	N/A	10.9	4.5	88,500
May	3,900	N/A	9.9	3.9	92,700
June	4,400	N/A	11.9	8.0	106,100
July	4,400	N/A	11.4	7.0	106,700
August	4,430	N/A	10.9	6.2	106,400
September	4,000	N/A	10.8	5.3	95,600
October	4,000	N/A	12.3	6.7	96,600
November	3,700	N/A	10.9	6.9	88,000
December	3,500	N/A	9.2	6.7	85,968
January 2007	3,590	N/A	8.0	4.4	86,100
February	3,600	N/A	9.3	6.0	86,500
March	3,600	N/A	10.9	6.0	86,400
April	3,830	N/A	11.7	5.8	91,930
May	3,720	N/A	10.1	5.6	89,245
June	4,200	N/A	10.6	5.9	100,728
July	4,220	N/A	10.4	5.9	101,270
August	4,380	N/A	10.2	6.3	105,050
September	4,860	N/A	11.8	7.4	116,560
October	4,725	N/A	12.9	9.0	113,390
November	4,140	N/A	12.3	9.0	99,400
December	4,270	N/A	11.6	8.9	102,415
January 2008	4,030	N/A	8.7	7.0	96,660
February	3,950	N/A	9.7	7.5	94,750
March	4,220	N/A	N/A	N/A	101,270
April	4,030	N/A	N/A	N/A	96,680
May	4,130	N/A	9.8	7.2	99,055
June	4,470	N/A	10.9	9.7	107,290
July	4,690	N/A	11.3	10.5	112,580
August	4,850	N/A	10.8	10.5	116,335
September	4,805	N/A	11.4	11.8	115,290
October	4,680	N/A	13.4	13.6	112,225
November	5,080	N/A	14.7	16.6	121,890
December	5,155	N/A	14.1	14.3	123,670
January 2009	6,055	N/A	13.4	13.8	145,350
February	5,345	N/A	14.5	15.1	128,260
March	5,275	N/A	15.4	16.7	126,615
April	5,055	N/A	N/A	N/A	121,350
May	6,020	N/A	N/A	N/A	144,400
June	5,365	N/A	N/A	N/A	128,710
July	5,940	N/A	N/A	N/A	142,555
August	6,515	N/A	N/A	N/A	156,350
September	6,440	N/A	15.2	15.6	154,490
October	5,890	N/A	N/A	N/A	141,400
November	5,710	N/A	N/A	N/A	137,080
December	5,905	N/A	N/A	N/A	141,725
January 2010	6,800	N/A	N/A	N/A	163,230
Stated Goal:	6,000	2,500	US Interim Target:	US Interim Target: 10-12	120,000
	to have been reached	to have been reached	10-12 hours	hours	
	by	by	National Target:	National Target:	
	July 1, 2004	October 2003	24 hours	24 hours	

NOTE ON ELECTRICITY TABLE: The demand for electricity ranges from 8,500 to 9,000 MW nationwide. It is estimated that between 30,000-50,000 private generators are currently providing an additional 2,000-4,500 MW of power outside of the national grid⁶¹ Above data as of February 25, 2010

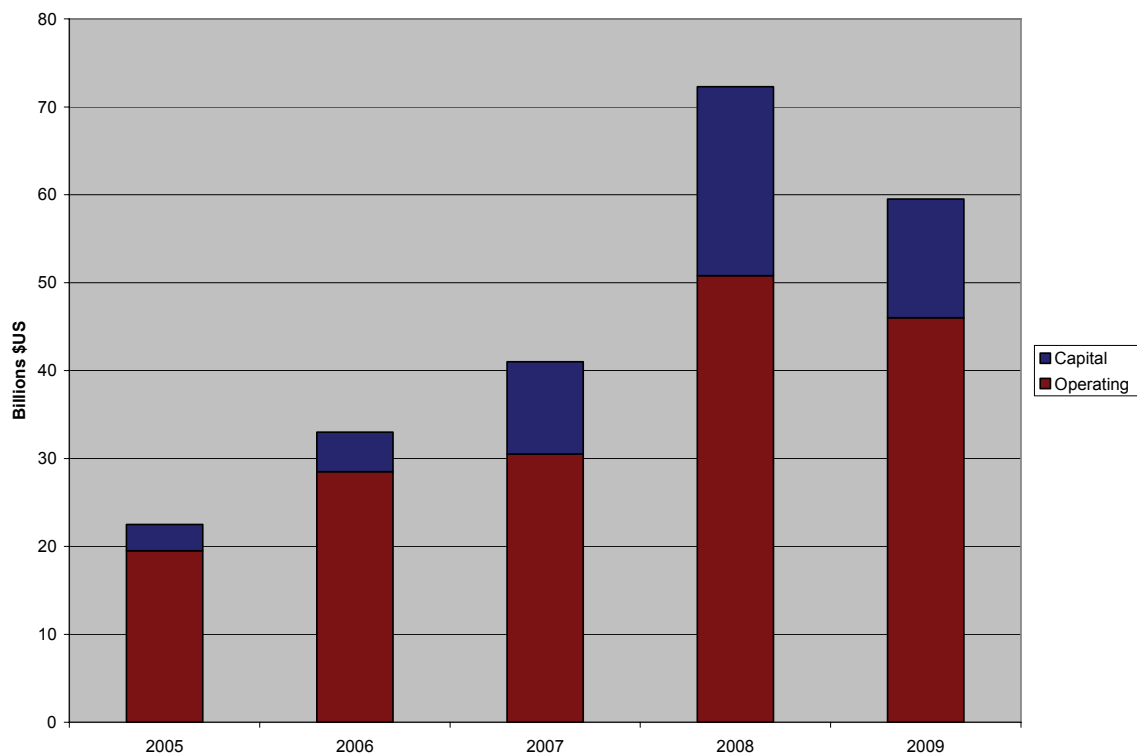
DEBT OWED BY THE IRAQI GOVERNMENT TO VARIOUS LENDERS, PRE-2003 VS. 2009⁶²



***Paris Club** nations that took part in the reorganization of Iraq's debt included Australia, Austria, Belgium, Canada, Denmark, Finland, France, Germany, Italy, Japan, the Netherlands, the Republic of Korea, the Russian Federation, Spain, Sweden, Switzerland, the United Kingdom and the United States of America.

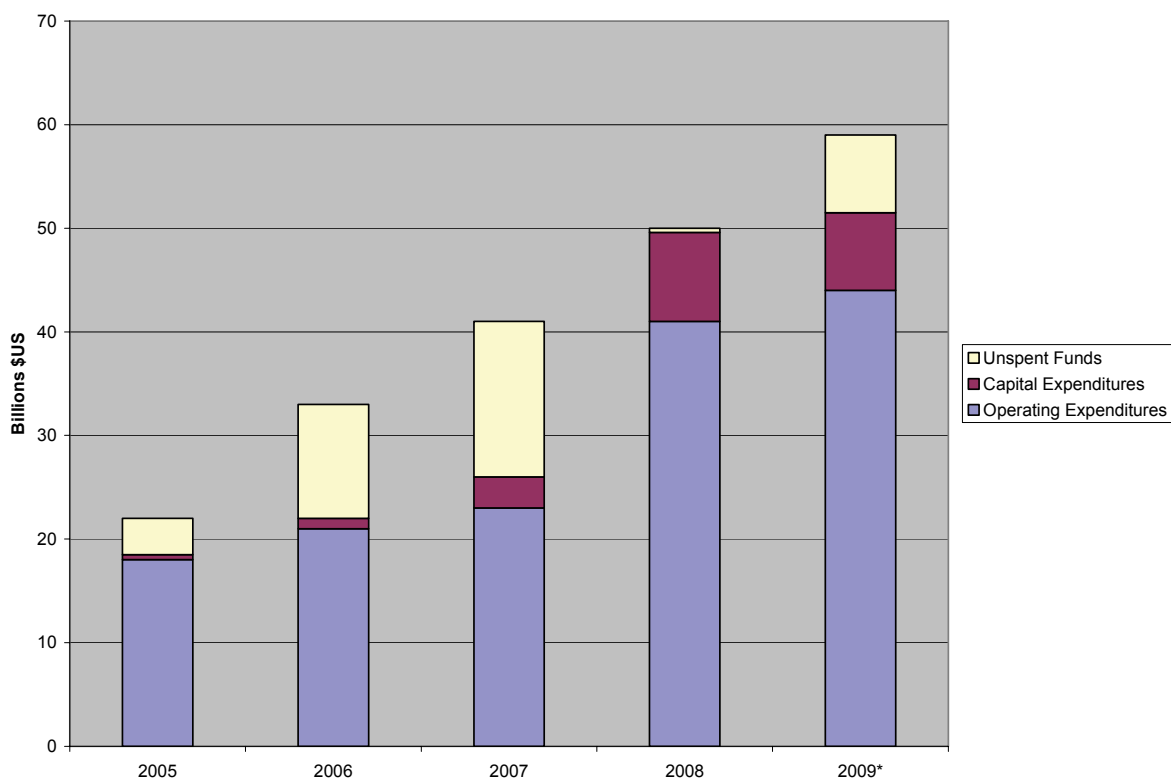
NOTE: "Arab-Low" estimates debt to Saudi Arabia at \$15.7 billion. Such estimates range as high as \$31 billion.

GOVERNMENT OF IRAQ ANNUAL BUDGET, 2005-2009⁶³



NOTE: Figures for 2008 include supplemental spending totaling \$14.3 billion for operations and \$8.0 billion for capital investment. The 2009 budget was passed on March 5, 2009.

GOVERNMENT OF IRAQ ANNUAL SPENDING, 2005-2009⁶⁴



NOTE: 2009 spending levels are based on estimates. Unspent funds from 2005, 2006 and 2007 were rolled over to subsequent years.

GDP ESTIMATES AND PROJECTIONS, 2002-2008⁶⁵

	2002	2003	2004	2005 e	2006	2007	2008 p
Nominal GDP (in USD billion)	20.5	13.6	25.7	34.5	48.5	55.4	60.9
Of which non-oil GDP (%)	32.0	32.0	30.4	30.6	33.1		
Per Capita GDP (USD)	802	518	949	1,237	1,687		
Real GDP (% change)	-7.8	-41.4	46.5	3.7	5.9	4.1	7.0
Overall Fiscal Balance (in % of GDP)	*	*	-40.6	9.8	-6.1		
Consumer Price Inflation (annual %)	19.0	34.0	32.0	32.0	50.0		

(e): IMF Estimates, (p): projections, *: Not Available

NOTE ON TABLE: 2007 and 2008 Real GDP Growth projections are provided by the authors and disagree with the figures released by the IMF and World Bank of 14.4% and 12.9% growth, respectively.

APPROPRIATIONS PROVIDED FOR OPERATION IRAQI FREEDOM BY FUNDING SOURCE, FY2003 THRU FY2009 BRIDGE⁶⁶

	FY 2003	FY 2004	FY 2005	FY 2006	FY 2007	FY 2008	TOTAL thru FY08 Appropriations	FY 2009 BRIDGE	TOTAL FY2003-2009 BRIDGE[^]
Department of Defense	50.0	56.4	83.4	98.1	129.6	145.4	562.9	53.4	616.3
Foreign Aid and Diplomatic Ops	3.0	19.5	2.0	3.2	3.2	2.8	33.7	0.8	34.5
VA Medical	0	0	0.2	0.4	0.9	1.0	2.5	0.0	2.5
TOTAL	53.0	75.9	85.5	102.0	133.6	149.2	599.1	54.2	653.3

[^]Reflects H.R. 2642 as passed by the U.S. House of Representatives on June 30, 2008. Excludes \$1.4 billion in the regular State/USAID request for Iraq and Afghanistan.

ESTIMATED AVAILABILITY OF ESSENTIAL SERVICES, FEBRUARY 2008 & FEBRUARY 2009⁶⁷

SERVICE	FEBRUARY 2008	FEBRUARY 2009
Sewage (% population with access to sanitation)	8%	20%
Water (% population with access to potable water)	22%	45%
Electricity (% with access to 12+ hours of power per day)	25%	50%
Fire Departments (Equipped stations per 25 K population)	23%	42%
Fuel (Meet demand)	25%	48%
Public Health (Population with access to Health Services)	18%	30%
Housing (% population with adequate housing)	25%	50%
Trash (% population serviced)	18%	45%

ESTIMATED AMOUNT OF FOREIGN DIRECT INVESTMENT (FDI) ATTRACTED PER MONTH IN IRAQ

YEAR	FDI PER MONTH (MILLIONS U.S. \$)
2004	10
2005	10
2006	10
2007	10
2008	100
2009	100

TELEPHONE SUBSCRIBERS⁶⁸

Time	Telephone subscribers	
Estimated prewar level	833,000	
September	600,000	
December	600,000	
January 2004	600,000	
February	900,000	
March	984,225	
April	1,095,000	
May	1,220,000	
June	1,200,000	
July	N/A	
August	1,463,148	
September	1,579,457	
October	1,753,000	
November	2,135,000	
December	2,152,000	
January 2005	2,449,139	
February	2,569,110	
March	2,982,115	
April	3,172,771	
May	~3,450,000	
June	3,801,822	
July	~4,100,000	
August	4,590,398	
March 2006	6,836,854	
April	~7,400,000	
August	~8,100,000	
September	~8,200,000	
October	~8,200,000	
November	~8,500,000	
December	~9,800,000	
January 2007	~9,800,000	
April	~9,830,000	
April 2008	12,000,000 (cellular)	1,280,000 (landline)
October	~13,000,000 (cellular)	1,300,000 (landline)
January 2009	14,700,000 (cellular)	1,300,000 (landline)
April	17,700,000 (cellular)	1,300,000 (landline)
October	~19,500,000 (cellular)	1,300,000 (landline)
January 2010	~19,500,000 (cellular)	1,300,000 (landline)
Previous goal (Jan. 2004)	1,100,000	

NOTE ON TELEPHONE SUBSCRIBERS TABLE: The estimated pre-war level represents only land telephone lines, as Iraq had no nationwide cellular network. Post-war data includes landlines and cellular subscribers.

TRAINED JUDGES⁶⁹

Time	Number of trained judges
May 2003	0
June 2004	175
May 2005	351
October	351
May 2006	<800
August	740
November	800
January 2007	870
August	1,100
November	1,200
March 2008	1,200
June	1,180
December	1,225

NOTE ON TRAINED JUDGES CHART: As of June 28, 2008, 40 Iraqi judges have been assassinated since 2003. As of October 2005, all provincial courts are operational and there exist 99 trained judicial investigators. 135 of 869 judges were removed because of substantial evidence of corruption or Ba'ath Party affiliation.⁷⁰ The estimated need for is for 1,500 judges according to the US Department of Justice.⁷¹

INTERNET SUBSCRIBERS⁷²

Time	Internet subscribers (does not include unregulated users of Internet cafes)
Estimated prewar level	4,500
September 2003	4,900
January-April 2004	N/A
May	54,000
June	59,000
July	73,000
August	87,000
September	95,000
October	102,978
November	110,000
January 2005	124,293
March	147,076
April 2006	208,000
August	197,310
November	194,420
January 2007	230,000
April	261,000
October	827,500
January 2009	688,410
April	820,000
October	1,500,000
January 2010	1,600,000

DOCTORS IN IRAQ⁷³

Iraqi Physicians Registered Before the 2003 Invasion	34,000
Iraqi Physicians Who:	
Have Left Iraq Since the 2003 Invasion	20,000 (estimate)
Returned to Iraq in 2007	200
Returned to Iraq in 2008	1,000
Returned to Iraq in 2009 (thru April)	325
Number of Physicians in Iraq (December 2008)	16,000
Iraqi Physicians Murdered Since 2003 Invasion	2,000
Iraqi Physicians Kidnapped	250
Average Salary of an Iraqi Physician	7.5 million Iraqi dinars per year (or ~\$5,100 per year)
Annual Graduates from Iraqi Medical Schools	2,250
Percentage of Above That Will Work Outside of Iraq	20%

NOTE: Numbers are estimates.

EDUCATION INDICATORS⁷⁴

	YEAR	NUMBER/% OF STUDENTS
Number of Children Enrolled in Primary Schools Nationwide	2002	3.5 million
	2005	3.7 million (5.7% increase)
Number of Children Enrolled in Middle Schools and High Schools Nationwide	2002	1.1 million
	2005	1.4 million (27% increase)
Percent of High School aged Iraqis Enrolled in School in 2003	2003	33%
Percent of Iraq's 3.5 million students attending class	2007	30%
Number of government run schools in Iraq (not including Kurdish region)		17,300

NOTE ON EDUCATION INDICATORS: Education numbers do not include the Kurdish regions, which are administratively separate. Iraq's population increased to 26 million (8% increase) from 2002 to 2005.

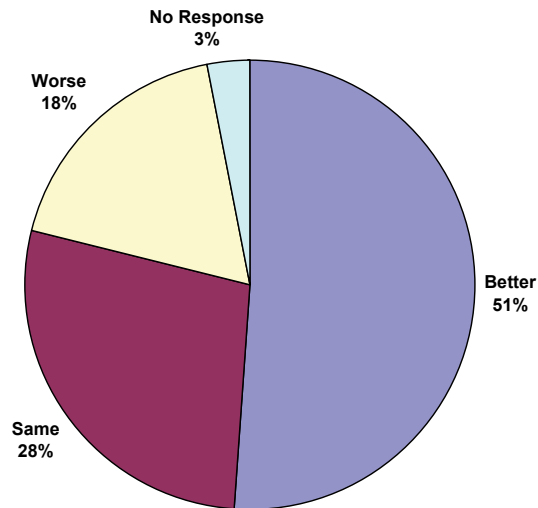
POLLING/POLITICS

Iraq End of Year Study 2009⁷⁵

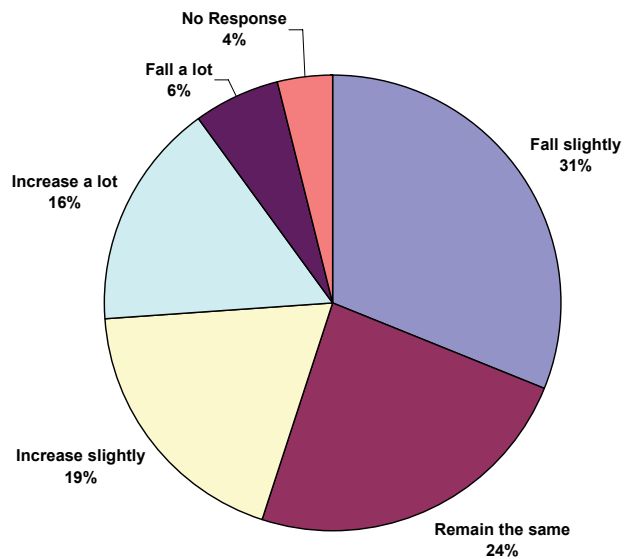
JANUARY 2010

(1,015 Iraqi adults from throughout the country were interviewed)

QUESTION: DO YOU THINK THAT 2010 WILL BE BETTER OR WORSE THAN 2009?



QUESTION: WHAT ARE YOUR EXPECTATIONS ON UNEMPLOYMENT IN THE NEXT 12 MONTHS?

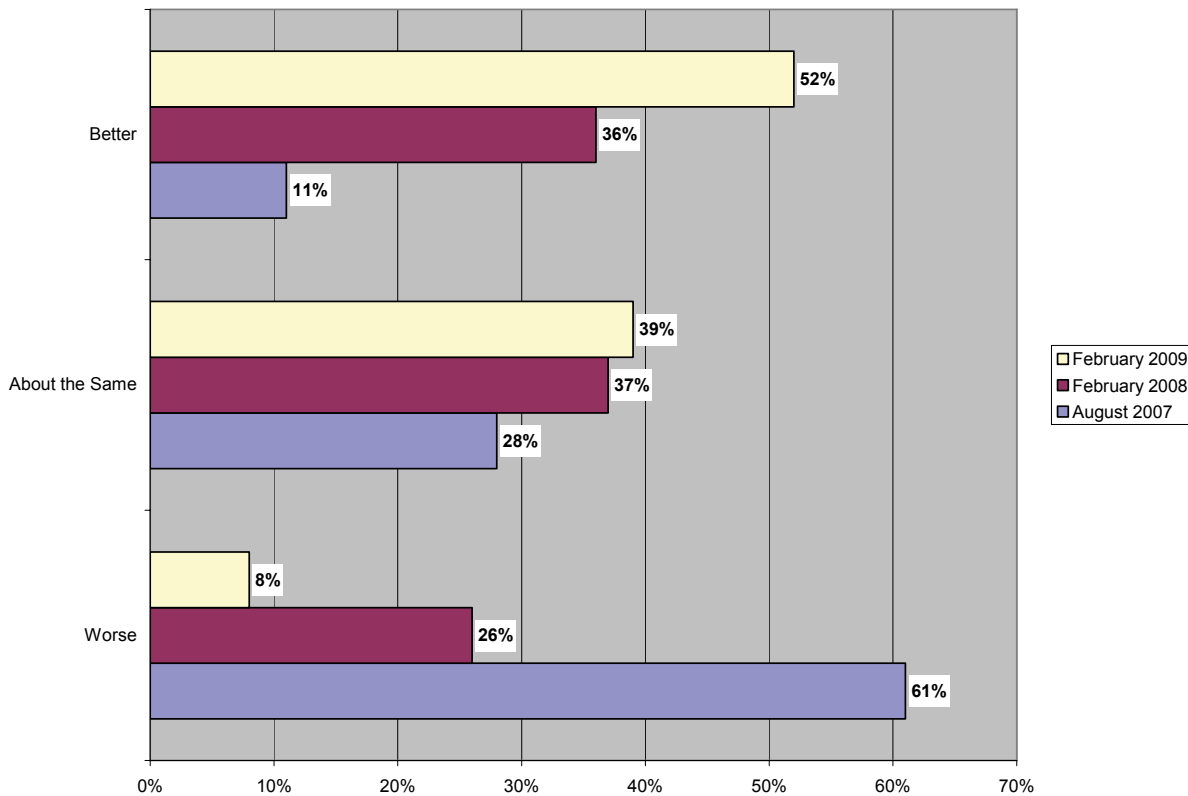


IRAQ: WHERE THINGS STAND 2009⁷⁶

UPDATED MARCH 2009

*Last of 4 Surveys Conducted by D3 Systems for the BBC, ABC News, ARD German TV and USA Today
(2,228 Iraqi adults from throughout the country were interviewed)*

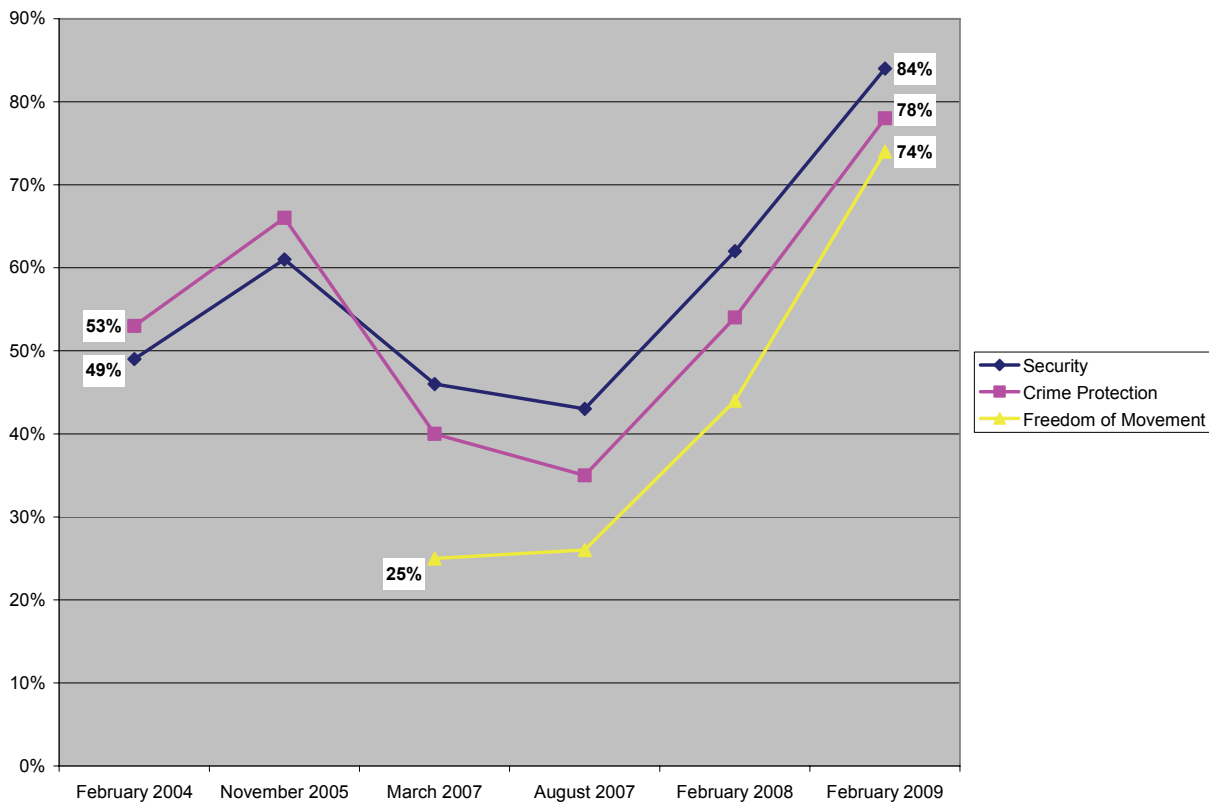
QUESTION: IN THE PAST SIX MONTHS, HAS THE SECURITY SITUATION IN IRAQ BECOME BETTER, WORSE OR ABOUT THE SAME?



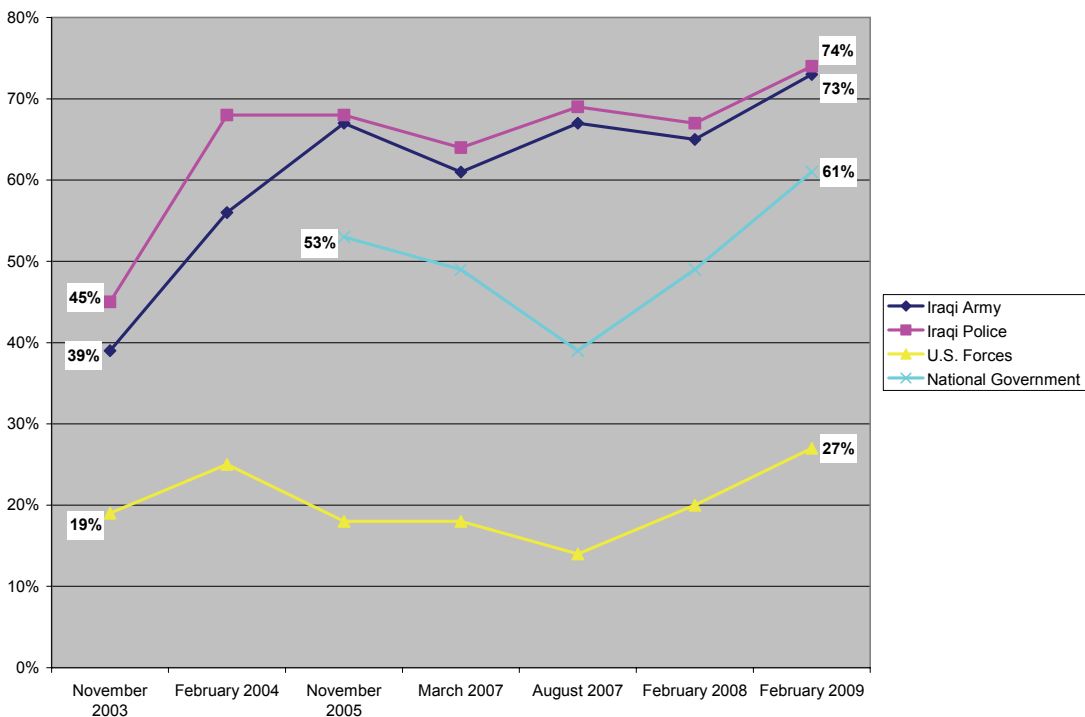
QUESTION: HOW WOULD YOU SAY THINGS ARE GOING IN IRAQ OVERALL THESE DAYS?

	ALL	Shia	Sunni	Kurd
FEBRUARY 2009				
Very/Quite Good	58%	67%	46%	51%
Very/Quite Bad	41%	32%	51%	48%
FEBRUARY 2008				
Very/Quite Good	43%	61%	16%	45%
Very/Quite Bad	56%	39%	83%	53%
SEPTEMBER 2007				
Very/Quite Good	22%	39%	2%	17%
Very/Quite Bad	78%	62%	98%	83%
FEBRUARY 2007				
Very/Quite Good	35%	50%	5%	11%
Very/Quite Bad	65%	50%	95%	43%

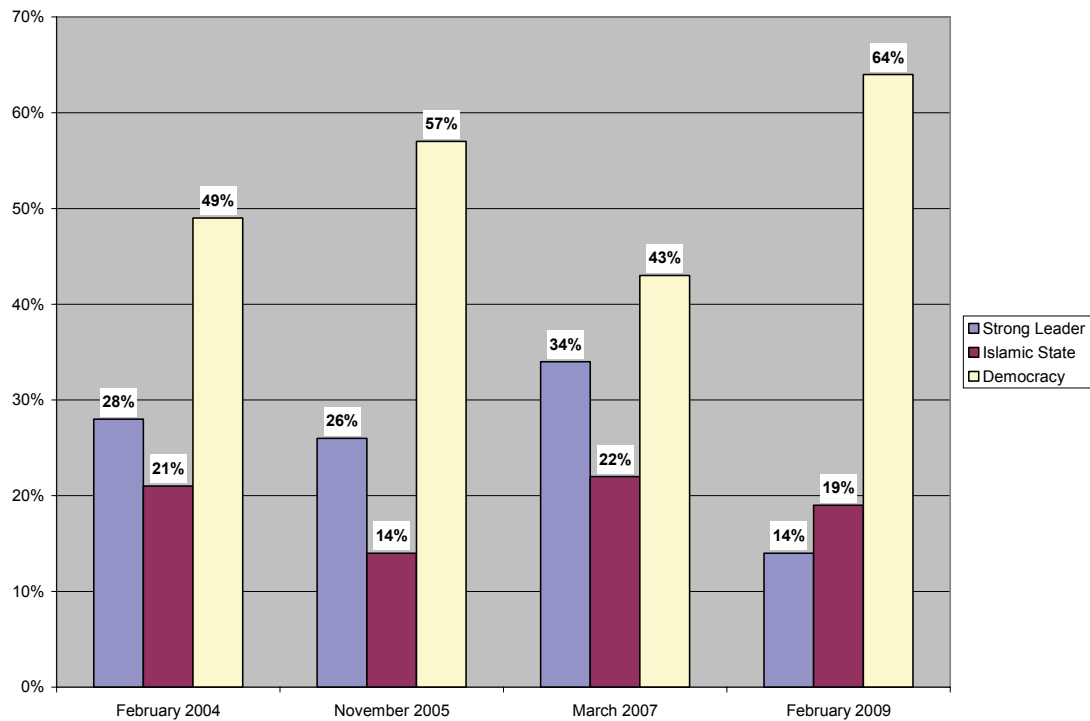
QUESTION: HOW WOULD YOU RATE THE FOLLOWING LOCAL CONDITIONS?
(% WHO ANSWERED “VERY GOOD” OR “QUITE GOOD”)



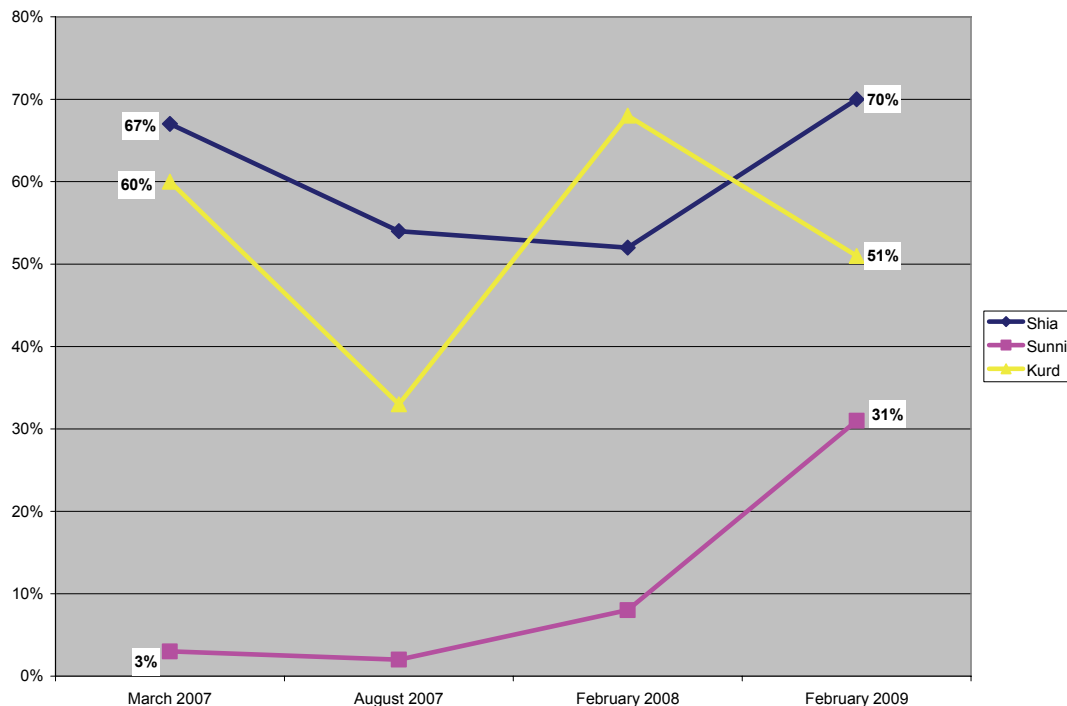
QUESTION: HOW CONFIDENT ARE YOU IN THE FOLLOWING INSTITUTIONS?
(% WHO ANSWERED “GREAT DEAL” OR “QUITE A LOT” OF CONFIDENCE)



QUESTION: WHICH OF THE FOLLOWING POLITICAL STRUCTURES DO YOU THINK IRAQ SHOULD HAVE IN THE FUTURE?



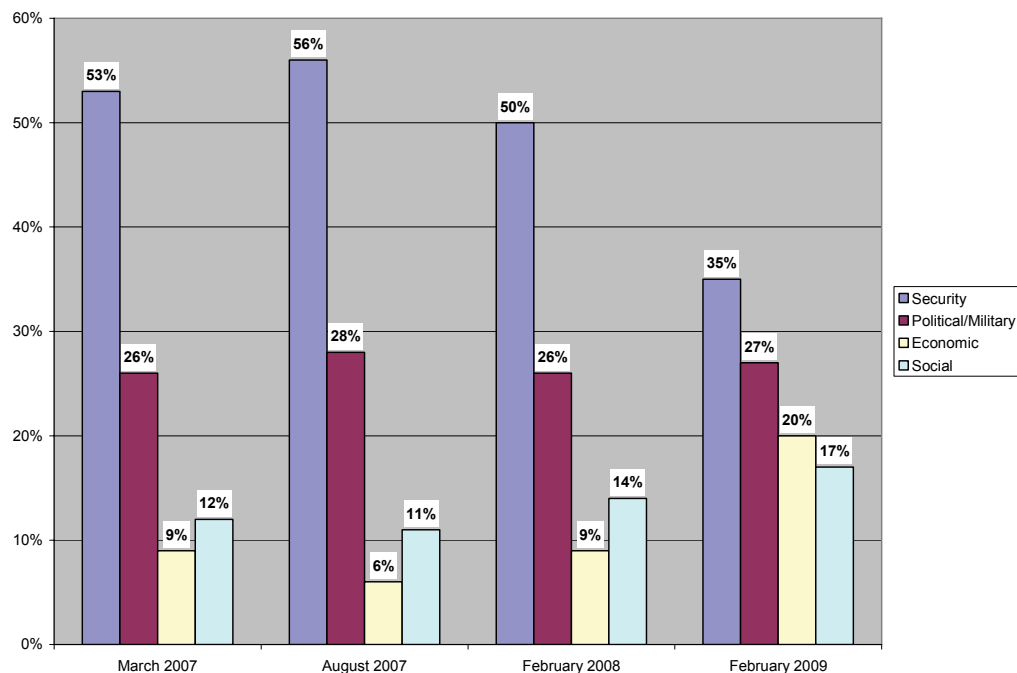
APPROVAL RATING FOR PRIME MINISTER NOURI AL-MALIKI



AGGREGATE RESULTS FOR ABOVE GRAPH

	APPROVAL RATING
FEBRUARY 2009	55%
FEBRUARY 2008	40%
AUGUST 2007	33%
MARCH 2007	43%

QUESTION: IN YOUR OPINION, WHAT IS THE SINGLE BIGGEST PROBLEM FACING IRAQ AS A WHOLE??

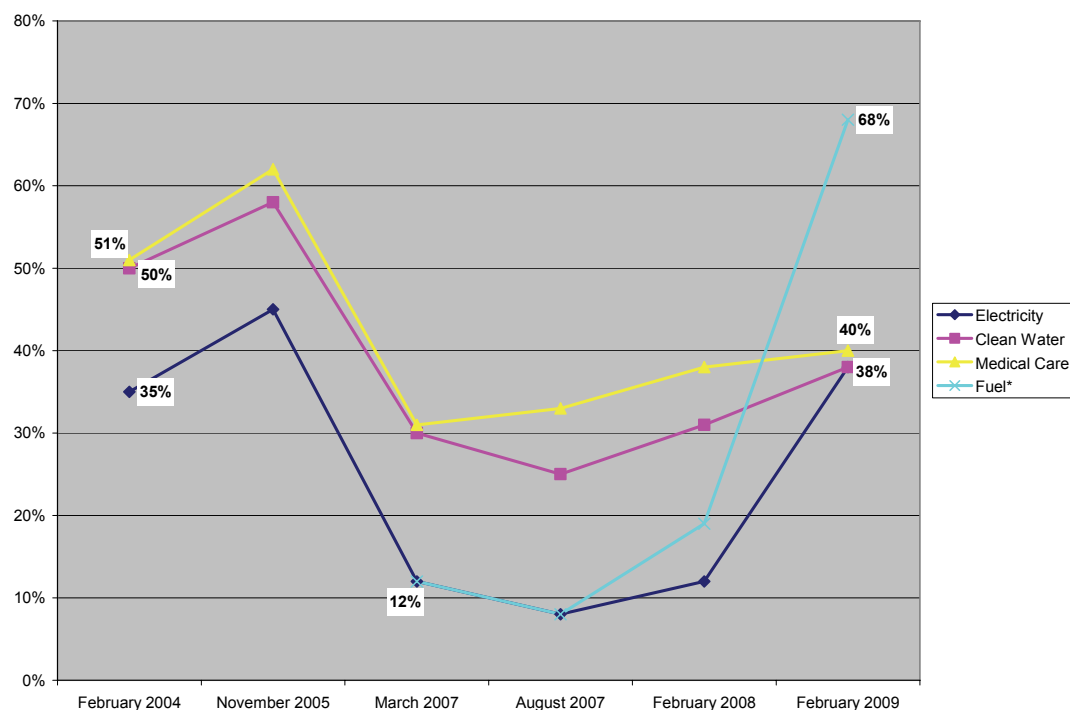


DETAIL OF RESPONSES FOR ABOVE GRAPH

	MARCH 2007			AUGUST 2007			FEBRUARY 2008			FEBRUARY 2009		
	Shia	Sunni	Kurd	Shia	Sunni	Kurd	Shia	Sunni	Kurd	Shia	Sunni	Kurd
SECURITY	52%	55%	45%	60%	57%	43%	47%	55%	43%	37%	36%	25%
POL/MIL	27%	26%	18%	27%	31%	22%	30%	26%	16%	22%	34%	28%
ECONOMIC	7%	9%	18%	3%	3%	18%	8%	8%	13%	25%	16%	16%
SOCIAL	13%	9%	19%	9%	9%	16%	14%	10%	28%	16%	14%	26%

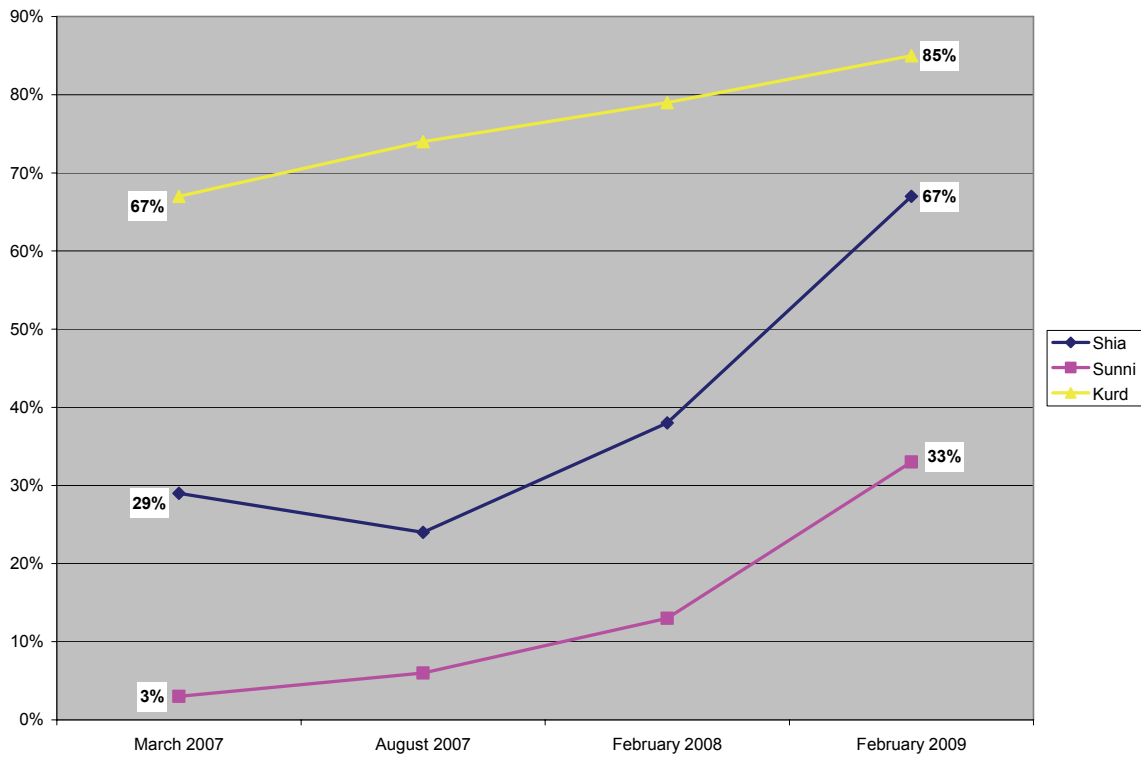
QUESTION: HOW WOULD YOU RATE THE AVAILABILITY OF THE FOLLOWING SERVICES IN YOUR LOCAL AREA?

(% WHO RESPONDED "VERY GOOD" OR "QUITE GOOD")



*Denotes the availability of fuel for cooking and driving

QUESTION: HOW SAFE DO YOU FEEL IN YOUR NEIGHBORHOOD?
(% WHO ANSWERED “VERY SAFE”)



AGGREGATE RESULTS FOR ABOVE GRAPH

	FEEL “VERY SAFE”
FEBRUARY 2009	59%
FEBRUARY 2008	37%
AUGUST 2007	26%
MARCH 2007	26%

¹ Information for May 2003–December 2005 is based upon data from Iraq Body Count. The data for war-related fatalities was calculated at 1.75 times our IBC-based numbers, reflecting the fact that estimates for civilian casualties from the Iraqi Ministry of the Interior were 75 percent higher than those of our Iraq Body Count-based estimate over the aggregate May 2003 – December 2005 period. During this time, we separately studied the crime rate in Iraq, and on that basis estimated 23,000 murders throughout the country. In order to add these back in to our estimate, we used estimated monthly murder rates for Baghdad as a guide in proportionally allocating these 23,000 additional fatalities.

² UNAMI Human Rights reports accessed at: <http://www.uniraq.org/aboutus/HR.asp>

³ U.S. State Department Weekly Status Report for September 12, 2007, accessed at: <http://www.state.gov/documents/organization/92176.pdf> Additional briefing slides from November 1, 2007, press briefing accessed at: <http://www.defenselink.mil/dodcmssshare/briefingslide/317071101-D-6570C-001.pdf>

⁴ Measuring Stability and Security in Iraq, U.S. Department of Defense Quarterly Report to Congress, March 2008, p. 18.

⁵ Monthly figures from January 2005 and onwards from Iraq Coalition Casualty Count, (<http://www.icasualties.org/Iraq/IraqiDeaths.aspx>).

⁶ Multi-National Forces-Iraq, January 17, 2008. SIGACTS Report, MNF-I, June 14, 2008. Multi-National Forces-Iraq, January 17, 2008. SIGACTS Report, MNF-I, September 27, 2008, and subsequent monthly updates.

⁷ Bassem al-Anbari, “Eight killed in Iraq bombings”, *Agence France Presse*, August 2, 2009. 7 killed and 20 injured by car bomb. Ammar Karim, “Eleven die in Iraq violence as would-be female bomber jailed”, *Agence France Presse*, August 5, 2009. 5 killed and 8 wounded by roadside bomb. “Bombs kill five in Iraq, including Shiite pilgrim”, *Agence France Presse*, August 6, 2009. 4 killed and 25 injured by car bomb. Kim Gamel, “Dozens killed in bombings against Shiites in Iraq”, *Associated Press*, August 7, 2009. 48 killed and 238 wounded by suicide truck bomb, roadside bomb and motorcycle bomb. Kujahid Muhammad, “51 killed in wave of Iraq attacks”, *Agence France Presse*, August 10, 2009. 47 killed and 251 injured by 3 car bombs and 2 bombs. Aubrey Belford, “Eight killed in Iraq bomb attacks: officials”, *Agence France Presse*, August 11, 2009. 8 killed and 30 wounded by 2 car bombs. “Four police killed in Iraq attacks”, *Agence France Presse*, August 12, 2009. 3 killed and 3 injured by car bomb. Mujahid Mohammed, “Twenty-one killed in Iraq suicide bombing”, *Agence France Presse*, August 13, 2009. 21 killed and 32 wounded by 2 suicide bombs. Sameer N. Yacoub, “Bombs kill at least 8 people in Iraqi market”, *Associated Press Worldstream*, August 16, 2009. 8 killed and 21 injured by 2 bombs. “Eight killed in Iraq attacks”, *Agence France Presse*, August 17, 2009. 5 killed and 38 injured by car bomb. Hamza Hendawi and Kim Gamel, “Wave of blasts in Iraqi capital kills at least 95”, *Associated Press*, 93 killed and 391 injured by suicide truck bomb, truck bomb and bomb. “Six killed, 21 wounded in Iraq attacks”, *Agence France Presse*, August 21, 2009. 4 killed and 1 wounded by car bomb. Ali al-Alaak, “Ten killed in southern Iraq bus bombings”, *Agence France Presse*, August 24, 2009. 8 killed and 8 injured by bus bomb. Hassan al-Obeidi, “Iraq attacks kill 19, injure dozens”, *Agence France Presse*, August 29, 2009. 12 killed and 43 wounded by suicide car bomb and bomb. “Five killed, nearly 100 wounded in Iraq attacks”, *Agence France Presse*, September 3, 2009. 3 killed and 51 injured by bomb. Arthur MacMillan, “Nineteen killed in spate of Iraq bombings”, *Agence France Presse*, September 7, 2009. 20 killed and 39 injured by suicide car bomb, suicide bomb and bomb. Arthur MacMillan, “Four US soldiers, 10 Iraqi police killed in bomb attacks”, *Agence France Presse*, September 8, 2009. 11 killed and 1 wounded by 2 roadside bombs and bomb. Hamid Ahmed, “Car bomb in Iraq kills 8 in northern city”, *Associated Press Worldstream*, September 9, 2009. 8 killed and 1 injured by car bomb. Mujahid Mohammed, “22 killed in Iraq suicide truck bomb attack”, *Agence France Presse*, September 10, 2009. 26 killed and 74 injured by suicide truck bomb and bomb. Ali al-Tuwaijri, “Nine killed, 38 wounded in Iraq attacks”, *Agence France Presse*, September 12, 2009. 7 killed and 37 wounded by roadside bomb and car bomb. “Three killed, five wounded in Iraq car bomb”, *Agence France Presse*, September 16, 2009. 3 killed and 5 wounded by car bomb. “Five killed in Iraq violence”, *Agence France Presse*, September 17, 2009. 3 killed and 3 injured by car bomb. Jason Keyser, “Car bomb kills 7 in market south of Iraqi capital”, *Associated Press*, September 18, 2009. 7 killed and 21 injured by car bomb. Mazin Yahya, “Bombs kill 11 in Iraq’s capital, northern city”, *Associated Press*, September 23, 2009. 3 killed by bomb. “Four Iraqi policemen killed in suicide attack”, *Agence France Presse*, September 28, 2009. 4 killed and 4 injured by suicide car bomb. Bassem al-Anbari, “Eighteen killed, dozens wounded in Iraq attacks”, *Agence France Presse*, September 28, 2009. 15 killed and 43 injured by suicide car bomb, car bomb and bomb. Sameer N. Yacoub, “Police: At least 6 dead in Iraq suicide blast”, *Associated Press Worldstream*, October 5, 2009. 6 killed and 15 wounded by suicide bomb. Nawaf Jabbar and Ned Parker, “Bomb kills at least 11 in Iraq”, *Los Angeles Times*, October 7, 2009. 11 killed and 31 injured by car bomb. “Five killed in Iraq bombings”, *Agence France Presse*, October 8, 2009. 3 killed and 10 wounded by bomb. Sameer N. Yacoub, “Iraq: Roadside bomb kills 3 northeast of Baghdad”, *Associated Press Worldstream*, October 8, 2009. 3 killed and 4 injured by roadside bomb. Timothy Williams, “Bombings Outside Iraq Reconciliation Meeting Kill 23”, *New York Times*, October 12, 2009. 23 killed and 65 wounded by 2 car bombs. Ali al-Tuwaijri, “Ten killed in Iraq bombings”, *Agence France Presse*, October 13, 2009. 8 killed and 10 wounded by suicide bomb. Mujahid Mohammed, “Suicide bomber kills 15 in north Iraq mosque”, *Agence France Presse*, October 16, 2009. 15 killed and 98 injured by suicide bomb. “Nine die in swathe of Iraq violence”, *Agence France Presse*, October 17, 2009. 4 killed and 10 injured by roadside bomb. Barbara Surk, “Bomb kills 5 near Baghdad café, say police”, *Associated Press*, October 18, 2009. 5 killed and 16 wounded by car bomb. “Five killed in Iraq violence”, *Agence France Presse*, October 20, 2009. 4 killed and 12 injured by car bomb. “Six Killed in Iraq Violence”, *Agence France Presse*, October 28, 2009. 6 killed and 9 wounded by sticky bomb and roadside bomb. “Iraq says 153 people died in Baghdad bombings”, *Agence France Presse*, October 29, 2009. 153 killed and 500 people wounded by twin vehicle bombs. “Ten killed as Iraq hit by new spate of bombings”, *Agence France Presse*, November 1, 2009. 5 killed and 37 wounded by bicycle bomb. “Blast kills three in Iraq: police”, *Agence France Presse*, November 5, 2009. 3 killed and 8 wounded by magnetic bomb. “Attacks Threaten Fragile Security Gains in Cradle of Iraq Insurgency”, *The New York Times*, November 17, 2009. 11 killed and 24 wounded by bombs in Baghdad and Kirkuk. Ernesto Londoño, “10 killed in bomb blasts, assault on home in Iraq”, *The Washington Post*, November 26, 2009. 4 killed and 24 injured by 2 bombs in Karbala. Salam Faraj, “Iraq attacks kill seven, hit Christian sites”, *Agence France Presse*, November 26, 2009. 3 killed and 28 injured in Mussayib. “Iraq violence kills eight, including senior anti-terror cop”, *Agence France Presse*, December 3, 2009. 5 killed and 7 injured in Tikrit. Ned Parker, Raheem Salman and Usama Redha, “127 die in blasts as Iraq vote set”, *Los Angeles Times*, December 9, 2009. 127 killed and around 500 injured. “Six killed in Baghdad car bomb”, *Agence France Presse*, December 11, 2009. 6 killed and 21 injured. “Three policeman killed in north Iraq blast”, *Agence France Presse*, December 12, 2009. 3 killed and 4 injured. Lara Jakes, “Explosions rock downtown Baghdad, killing 5”, *Associated Press*, December 15, 2009. 5 killed and 16 injured. Lara Jakes, “Officials: Bomb attacks in north Iraq city Kill 4”, *Associated Press*, December 15, 2009. 4 dead and 30 wounded. Sameer Yacoub, “Car bomb near central Baghdad restaurant kills 3”, *Associated Press*, December 17, 2009. 3 killed and 16 injured. Rebecca Santana, “Iraq: Bombs kill 5 in northern city, Baghdad”, *Associated Press*, December 21, 2009. 4 dead and unknown injured. Mujahid Mohammed, “Church hit and election candidate killed in Iraq”, *Agence France Presse*, December 23, 2009. 6 killed and 28 wounded. Katherine Houreld, “Blasts kill 27 Iraqis before solemn Shiite holiday”, *Associated Press*, December 24, 2009. 27 initially reported dead and over 100 wounded in multiple attacks. Salam Faraj, “18 killed in Iraq violence despite tight security”, *Agence France Presse*, December 25, 2009. 6 dead and 26 injured. “Seven killed, including two Shiite pilgrims, in Iraq attacks”, *Agence France Presse*, December 26, 2009. 3 dead and 5 wounded. Katherine Houreld, “Bombs targeting Iraqi pilgrims tent kills 5”, *Associated Press*, December 26, 2009. 3 dead and 16 wounded. Abdelamir Hanoun, “Iraq army says nine bombs defused as Shiite rituals climax”, *Agence France Presse*, December 27, 2009. 5 dead and 27 injured. Bassim al-Anbari, “30 killed, provincial governor wounded in Iraq”, *Agence France Presse*, December 30, 2009. 23 killed and 30 wounded. “Seven killed as bomb hits Shiite procession in central Iraq”, *Agence France Presse*, December 30, 2009. 7 killed and 20 wounded. Rebecca Santana, “Roadside bombs in northern Iraqi city kill 3”, *Associated Press Worldstream*, January 4, 2010. 3 killed in 2 roadside bombs. “Seven killed in Iraq blasts targeting anti-terror chief”, *Agence France Presse*, January 7, 2010. 7 killed and 6 wounded by planted bombs. “Roadside bomb kills five policeman in central Iraq”, *Agence France Presse*, January 12, 2010. 5 Iraqi security forces killed by roadside bomb. Mohammed Hussein and Timothy Williams, “Suicide Attack Kills 7 in Iraq Inside Government Compound”, *New York Times*, January 14, 2010. 7 killed by a suicide truck bomb. “Three blasts targeting Baghdad hotels kill at least 36”, *Agence France Presse*, January 25, 2010. 3 suicide car bombers kill 36 and wound 71. “Deadly blast destroys Baghdad forensics HQ”, *Agence France Presse*, January 26, 2010. Suicide car bomber kills 18 and wounds 80. Bushra Juhi, “Female suicide bomber hits Iraq pilgrims, kills 46”, *Associated Press Worldstream*, February 1, 2010. Bomber with suicide vest kills 46 and wounds 122. “Suicide attack on Shiite pilgrims kills 20 in Iraq”, *Agence France Presse*, February 3, 2010. Suicide car bomber kills 20 and wounds 117. Chelsea Carter, “Twin blasts kill 40 Shiite pilgrims in Iraq”, *The Associated Press*, February 5, 2010. 2 suicide bombers kill 40 and wound 150. “Blasts kill six in Shiite city: Iraqi officials”, *Agence France Presse*, February 12, 2010. 2 bombs kill 6 and wound 35. Saad Abdul-Kadir, “13 killed in attack on govt building in west Iraq”, *Associated Press*, February 18, 2010. 13 killed and 24 wounded in a suicide car

bombing. "Four police killed, two wounded in central Iraq attack", Agence France Presse, February 21, 2010. 4 killed and 2 wounded in homemade bomb attack. "Iraqi families slaughtered in pre-poll violence", Agence France Presse, February 22, 2010. 3 killed and 4 wounded in suicide attack.

⁸ Ibid.

⁹ Ibid.

¹⁰ Ibid.

¹¹ Cara Buckley, "U.S. Military Plans To Bolster Iraqi Sentry Forces By 10,000", *New York Times*, November 29, 2007. Amit R. Paley and Karen De Young, "Iraq's Quality of Life Marked by Slow Gains, Many Setbacks", *Washington Post*, November 30, 2007. Jim Michaels, "In Baghdad, Hope That Sects Will Continue to 'Play Nice'", *USA Today*, December 6, 2007. Karen De Young and Amit R. Paley, "U.S. Plans to Form Job Corps for Iraqi Security Volunteers", *Washington Post*, December 7, 2007. Rear Admiral Gregory Smith, Press Conference from Iraq, December 9, 2007. Accessed at: http://www.mnf-iraq.com/index.php?option=com_content&task=view&id=15703&Itemid=131 Special Inspector General for Iraq Reconstruction, *Quarterly Report and Semiannual Report*, April 30, 2008, p. 107. Amit R. Paley, "U.S. Enlists and Arms Patrols in Sadr City", *Washington Post*, June 12, 2008. Special Inspector General for Iraq Reconstruction, *Quarterly Report and Semiannual Report*, July 30, 2008, page 94. Accessed at: <http://www.sigir.mil/reports/quarterlyreports/default.aspx> Hamza Hendawi, Iraq moves against some US-backed Sunni fighters", *Associated Press*, August 18, 2008. Shaun Waterman, "Shi'ite Resistance to Sunnis Threatens Progress of Surge", *United Press International*, August 27, 2008. Erica Goode, "U.S. Military Will Transfer Control of Sunni Citizen Patrols to Iraqi Government", *New York Times*, September 2, 2008. Mary Beth Sheridan, "A Delicate Changing of the Guard", *Washington Post*, October 2, 2008. Adam Ashton, "Iraqi Government to Take Control of Sunni Militia", *Miami Herald*, December 27, 2008. "Anbar Sons of Iraq Transfer Complete", February 9, 2009, Multi-National Corps-Iraq press release. Measuring Stability and Security in Iraq March 2009, Report to Congress in Accordance with the Department of Defense Appropriations Act 2006 (Section 9010), p. vi (and subsequent reports). Julian E. Barnes, "Analysts See Iraq on Edge", *Chicago Tribune*, August 23, 2009. Multi-National Forces Iraq, Unclassified Slide packet, September 19, 2009. ¹² Fareed Zakaria, "What the Warriors Cannot Do; It's Time to Call Iraq's Leaders To Account", *Newsweek*, April 2, 2007. Ben Lando, "Analysis: Unions could sway Iraq oil law", *UPI Energy*, March 28, 2007. Qassim Abdul-Zahra, "Iraq's top Shiite cleric said to oppose measure on returning Baathists", *Associated Press Worldstream*, April 1, 2007. Sameer N. Yacoub, "Sunni sheiks in Anbar to form new national party to oppose al-Qaida", *Associated Press Worldstream*, April 20, 2007. Howard LaFranchi, "Iraqi lawmakers Argue for Caution in Shaping Oil Law", *Christian Science Monitor*, May 18, 2007. Richard A. Oppel Jr. and Steven Lee Myers, "Iraq Eases Curb On Ex-Officials Of Baath Party", *New York Times*, January 13, 2008. Raheem Salman and Alexandra Zavis, "Iraqi lawmakers pass 3 key bills; Amnesty for Sunni prisoners and date for provincial elections are expected to boost reconciliation efforts", *Los Angeles Times*, February 14, 2008. Amit R. Paley, "Iraqi leaders Veto Law on Elections", *Washington Post*, February 28, 2008. GAO Report to Congress, "Securing, Stabilizing and Rebuilding Iraq", GAO-08-837, June 2008, p. 41. Accessed at: <http://www.gao.gov/new.items/d08837.pdf>

¹³ Fatality numbers from January 1, 2005 and onwards are reported as documented daily from "Operation Iraqi Freedom U.S. Casualty Status," *Department of Defense*. (www.defenselink.mil/news/casualty.pdf).

¹⁴ Iraq Coalition Casualty Count, (icasualties.org/oif/stats.aspx).

¹⁵ Hostile losses were as follows: 3/03 (8 killed); 4/03 (2); 11/03 (39); 1/04 (10); 4/04 (2); 5/05 (2); 6/05 (2); 11/05 (2); 1/06 (4); 4/06 (2); 5/06 (2) total: 75. Non-hostile losses were as follows: 4/03 (6); 5/03 (7); 9/03 (1); 1/04 (4); 2/04 (2); 8/04 (2); 10/04 (2); 12/04 (2); 1/05 (33); 12/05 (2); 1/06 (9); 5/06 (2); 8/06 (2); 11/06 (2); 12/06 (5); 1/07 (14); 2/07 (9), total: 103.

¹⁶ The total number of deaths as listed here may vary slightly from the Total Fatalities listed under "US Troop Fatalities Since March 19, 2003" because the two charts use data from different sources. Any discrepancy is likely to be a result of a difference in the cut-off time until which data was included each day and at the end of the month.

¹⁷ Military Casualty Information, Statistical Information and Analysis Division, *Department of Defense*, (<http://siadapp.dior.whs.mil/personnel/CASUALTY/oif-deaths-total.pdf>).

¹⁸ Casualties update daily from "Operation Iraqi Freedom U.S. Casualty Status," *Department of Defense*, (www.defenselink.mil/news/).

¹⁹ "Details of British Casualties," *British Ministry of Defense*, (www.operations.mod.uk/telic/casualties.htm).

²⁰ Iraq Coalition Casualty Count, (icasualties.org/oif/).

²¹ Ibid.

²² Numbers for all months based on a partial list of contractors killed in Iraq according to ICasualties.org (www.icasualties.org). Jason Straziuso, "Twelve Car Bombs in Iraq Cause Relatively Few Casualties; Sudanese Hostages Released," *Associated Press*, January 1, 2006. Palestinian killed. "Kidnappers Release Free 3 Iranian Women, Kill Iranian Man and Iraqi Driver North of Baghdad," *Associated Press Worldstream*, February 12, 2006. Iranian killed. Paul Garwood, "Iraq's Interior Ministry Launches Probe Into Claims Police Have Been Running Death Squads," *Associated Press Worldstream*, February 16, 2006. Jordanian killed. "US Hostage Found Dead as Bush Admits Iraq Dangers," *Agence France Presse*, March 11, 2001. American killed. Bushra Juhi, "Iraqi Soldiers Search for Weapons in Northern Baghdad After 2 Days of Clashes in Sunni Arab District," *Associated Press*, April 19, 2006. 5 foreigners killed. One is Egyptian. Additional 4 foreigners will be added pending further information that distinguishes them from those listed as contractors killed on the Iraq Coalition Casualties website. "US Reporter 'Serious' Wounds From Iraq Bomb," *Agence France Presse*, May 29, 2006. 2 Brits killed. "Russian Iraq Embassy Worker Killed, Four Staff Kidnapped," *Agence France Presse*, June 3, 2006. Russian killed. "Ten Sunni Students Seized, Dozens Killed as Iraq PM Talks Peace," *Agence France Presse*, June 26, 2006. 4 Russians killed. Elana Becatoros, "Iraqi Prime Minister Meets Influential Cleric; 13 Pilgrims from Pakistan, India Killed," *Associated Press*, September 2, 2006. "Turkish Hostage Killed in Iraq," *Agence France Presse*, November 13, 2006. Herve Bar, "Baghdad ambush kills US aid worker," *Agence France Presse*, January 17, 2007. American, Croatian and Hungarian killed. Kim Gamel, "Helicopter of U.S. Security Company Crashes in Baghdad; 5 killed", *Associated Press*, January 23, 2007. 5 security contractors killed. Paul Schemm, "Nine coalition troops and 59 Iraqis killed", *Agence France Presse*, May 6, 2007. Kim Gamel, "U.N., Iraq Lay Out Rules to Stem Election Fraud", *Associated Press*, December 1, 2008.

²³ Rick Jervis, Peter Johnson and Jim Drinkard, "Iraq Bombing Highlights Dangers Journalists Face," *USA Today*, January 30, 2006 and Committee to Protect Journalists, <http://www.cpj.org>. "4 British soldiers and a Kuwaiti interpreter killed in an ambush in southern Iraq, military says", *Associated Press Worldstream*, April 5, 2007. Paul Schemm, "Nine coalition troops and 59 Iraqis killed", *Agence France Presse*, May 6, 2007. Hamid Ahmed, "3 Iraqi Journalists killed in Drive-by Shooting in Northern Iraq", *Associated Press*, May 9, 2007. Ravi Nessman, "Two Iraqi Journalists working for ABC News killed in ambush, ABC says", *Associated Press Worldstream*, May 18, 2007.

²⁴ Ibid.

²⁵ Ibid.

²⁶ International News Safety Institute, "Iraq War Casualties," accessed at <http://www.newssafety.com/casualties/iraqcasualties.doc>, on January 10, 2007.

²⁷ The number killed in December 2005 includes the death of Ronald Schulz of the US. We have included him as killed because evidence, including a video of his alleged execution, suggests he was killed. The US government has not yet confirmed his death. According to the Baghdad Hostage Working Group at the US Embassy in Baghdad as cited in Erik Rye and Joon Mo Kang, "Hostages of War," *New York Times*, May 17, 2006, 439 foreigners have been kidnapped in Baghdad since the start of the war. These include 165 private contractors, 63 (mostly truck) drivers, 39 journalists, 23 NGO workers, and 15 diplomats/gov't employees. An Associated Press tally shows that at least 13 Americans have been kidnapped. Four have been killed, four have escaped or been freed and five are considered taken, missing, or unknown. This list may be incomplete. "The Fate of Americans Taken Hostage in Iraq," *Associated Press*, January 20, 2006. "Kidnapped Turk released in Iraq," *Agence France Presse*, August 2, 2006. Turk released. Nicholas Paphitis, "Greek Woman Kidnapped in Baghdad Released Unharmed, Foreign Ministry Says," *Associated Press Worldstream*, November 3, 2006. Greek woman kidnapped (in October) and escaped (in November). "Turkish Hostage Killed in Iraq," *Agence France Presse*, November 13, 2006. Turk kidnapped (in July) and killed (November). Karim Jamil, "Five Westerners Still Held Hostage in Iraq," *Agence France Presse*, November 19, 2006. 4 Americans and 1 Austrian kidnapped. "South Africans Abducted In Iraq 'Alive and Well'," *Agence France Presse*, December 13, 2006. 4 South Africans kidnapped. "US embassy confirms kidnapping of US citizen in Iraq", *Agence France Presse*, January 6, 2007. 1 American kidnapped. "Russian businessman kidnapped in Iraq", *Agence France Presse*, January 17, 2007. 1

Russian kidnapped. Qassim Abdul-Zahra, "Egyptian embassy worker kidnapped in Baghdad, foreign ministry official says", *Associated Press*, January 23, 2007. 1 Egyptian national kidnapped. Qassim Abdul-Zahra, "Iraqi Gunmen Seize Iranian Diplomat", *Associated Press Online*, February 6, 2007. 1 Iranian diplomat kidnapped. "Two Germans confirmed missing in Iraq", *Agence France Presse*, February, 12, 2007. 2 German nationals kidnapped. Steven R. Hurst, "10 U.S. soldiers killed, five Britons kidnapped", *Associated Press Worldstream*, May 29, 2007. "Two CBS journalists missing in Iraq", *Agence France Presse*, February 11, 2008. 1 British journalist kidnapped. Steve Fainaru, "Authorities Identify Remains of Two American Contractors", *Washington Post*, March 25, 2008. David Stout, "2 More Bodies ID'd as Kidnapped Contractors", *New York Times*, March 28, 2008. Karim Jamil, "Iraqi forces free kidnapped British journalist", April 14, 2008.

²⁸ Doug Smith and Richard Boudreaux, "Bombs Kill at Least 15 in Baghdad," *Los Angeles Times*, January 20, 2006. Thom Shanker, "Abu Ghraib Called Incubator for Terrorists," *New York Times*, February 15, 2006. March and April 2006 numbers are author's estimates. Bushra Juhi, "Attack on Iraqi Interior Ministry Kills 2 Employees; Car Bomb in Hillah Kills at Least 5," *Associated Press Worldstream*, May 30, 2006. John F. Burns, "Iraq to Release Detainees in Bid to Ease Tensions," *New York Times*, June 7, 2006. Patrick Quinn, "US Wartime Prison Network Grows Into Legal Vacuum for 14,000," *Associated Press*, September 18, 2006. William Mann, "Former US Attorney General Says Hanging Saddam Would Cause Bloodbath in Iraq," *Associated Press*, October 5, 2006. Thomas Wagner and Sinan Salaheddin, "US Choppers Back Iraqi Raid of Baghdad," *Associated Press Online*, December 1, 2006. Walter Pincus, "U.S. Expects Iraq Prison Growth; Crackdown Likely to Mean More Inmates at 2 Detention Centers", *Washington Post*, March 14, 2007. Gordon Lubold, "US Priority: Managing Captives In Iraq", *Christian Science Monitor*, April 6, 2007. Walter Pincus, "U.S. Holds 18,000 Detainees in Iraq", *Washington Post*, April 15, 2007. Joshua Partlow, "New Detainees Strain Iraq's Jails", *Washington Post*, May 15, 2007. Sinan Salaheddin, "Suicide bomber Kills 13 Iraqi Soldiers", *Associated Press Online*, June 9, 2007. Elaine M. Grossman, "U.S., Iraq Freed Roughly 44,000 Suspected Insurgents Since March 2003", *Inside the Pentagon*, July 12, 2007. Department of Defense conference call with Maj. Gen. Douglas Stone, Deputy Commanding General, Detainee Operations, MNF-I, August 7, 2007. Walter Pincus, "'Surge' has led to More Detainees", *Washington Post*, August 15, 2007. "U.S. detains nearly 25,000 in Iraq", *Agence France Presse*, October 10, 2007. Lauren Frayer, "US releases 500 Iraqi prisoners from camps overloaded with surge suspects", *Associated Press*, November 8, 2007. Solomon Moore, "U.S. troops kill 11 Shiite Militiamen", *New York Times*, December 28, 2007. Gen. Raymond Odierno, Press Conference from Baghdad, January 17, 2008. Accessed at: <http://www.defenselink.mil/transcripts/transcript.aspx?transcriptid=4122> RADM Gregory Smith, Press Conference from Baghdad, February 17, 2008. Jim Michaels, "Foreign Fighters Getting Out of Iraq, Military Says", *USA Today*, March 21, 2008. Steve Lannen, "Iraqi detainees languish uncharged in crowded jails", *McClatchy Newspapers*, April 9, 2008. "Iraqi Court Rulings Stop at U.S. Detention Sites", *Associated Press*, May 18, 2008. Alissa J. Rubin, "U.S. Remakes Jails in Iraq, But Gains Are At Risk", *New York Times*, June 2, 2008. Kim Gamel, "U.S. says Extremists Recruited Detainees", *Associated Press*, July 27, 2008. Richard Tomkins, "Iraqi Prisoners Reformed, Released", *Washington Times*, August 12, 2008. "11,000 Freed; U.S. Still Holds 19,700 Iraqis", *Associated Press*, August 31, 2008. Christopher Torchia, "Bombs kill at least 35, Iraqis say", *Associated Press*, September 15, 2008. Tina Susman, "Iraqi Detainees Languish in Clogged Justice System", *Los Angeles Times*, September 22, 2008. Alissa J. Rubin, "A Puzzle Over Prisoners As Iraqis Take Control", *New York Times*, October 25, 2008. Ryan Lucas, "Security Deal May Set 5,000 Detainees Free", *Washington Times*, November 24, 2008. Jim Michaels, "U.S. Builds Cases on Dangerous Detainees", *USA Today*, December 3, 2008. Andrea Stone, "Prison Abuse A Concern As Iraq Takes Detainees", *USA Today*, January 26, 2009. Sam Dagher, "With New Name and Mission, The Infamous Abu Ghraib Prison Is to Reopen", *New York Times*, February 21, 2009. Lara Jakes, "Thousands of Detainees in Iraq Being Freed Due to Lack of Evidence", *Associated Press*, March 20, 2009. Joseph Giordano, "Number of detainees in Iraq back to 2005 levels", *Stars & Stripes*, May 7, 2009. MNF-I, Joint Task Force 134 Press Release, *JTF-134 Detainee Operations Drops to One Brigade*, June 9, 2009. Richard Tomkins, "Iraqi Detainee Numbers Lessen", *United Press International*, July 16, 2009. Qassim Abdul-Zahra, "Iraq: Suspected Bomber Recently Released by US", *Associated Press*, August 30, 2009. "US Army to close Camp Bucca jail in south Iraq", *Agence France Presse*, September 16, 2009.

²⁹ Richard Tomkins, "Iraqi Prisoners Reformed, Released", *Washington Times*, August 12, 2008.

³⁰ Karen DeYoung, "Fewer Foreigners Crossing Into Iraq From Syria to Fight; Drop Parallels Dip in Al-Qaeda Attacks", *Washington Post*, September 16, 2007. Gordon Lubold, "A New Look at Foreign Fighters in Iraq", *Christian Science Monitor*, January 7, 2008. Michael Knights, "Endangered Species: Al-Qaeda in Iraq Adapts to Survive", *Jane's Intelligence Weekly*, May 2008, p. 20. Marie Colvin, "Iraqis Lead Final Purge of Al-Qaeda", *London Sunday Times*, July 6, 2008. Eric Schmitt, "Militant Gains in Pakistan Said to Draw More Fighters", *New York Times*, July 9, 2008. Amit R. Paley, "Al-Qaeda in Iraq Leader May Be in Afghanistan", *Washington Post*, July 31, 2008. David Morgan, "Petrus Sees Increasingly Durable Gains in Iraq", *Reuters*, October 7, 2008. Karen DeYoung, "Terrorist Traffic Via Syria Again Inching Up", *Washington Post*, May 11, 2009.

³¹ "Iraq Pipeline Watch," Institute for the Analysis of Global Security, Accessed at: <http://www.iags.org/iraqpipelinewatch.htm>.

³² "Fewest US Troops in Iraq Since Summer," *New York Times*, January 24, 2006. Ann Scott Tyson, "US Commander in Iraq Says 'Crisis Has Passed'; Civil War Still Possible, Casey Warns," *Washington Post*, March 4, 2006. "US Troop Drawdown in Iraq 'Entirely Probable,' Rice," *Agence France Presse*, March 26, 2006. Anne Gearan, "Rice, Rumsfeld Encouraged by Grit of New Iraqi Leader," *Associated Press Worldstream*, April 27, 2006. William Koe, "Italy, South Korea Latest to Pull Troops from US-Led 'Coalition of the Dwindling' in Iraq," *Associated Press Worldstream*, May 31, 2006. Lolita Bandor, "Casey: US Forces in Iraq to Shrink," *Associated Press Online*, June 23, 2006. Anne Plummer Flaherty, "Iraqi PM Asks for More Money, More Troops," *Associated Press Online*, July 27, 2006. Hassan Abdul Zahra, "Iraqi Shiite Leader Rejects Role For US Reinforcements," *Agence France Presse*, July 28 2006. Coalition troop numbers from Iraq Weekly Status Report, *Department of State*. Accessed at <http://www.state.gov/p/nea/rls/rpt/iraqstatus/>. Lolita C. Baldor, "Rumsfeld Reverses Decision, Will Testify at Senate Hearing," *Associated Press Worldstream*, August 3, 2006. Lolita Bandor, "Marines to Recall Troops on Voluntary Basis As Iraq Troop Levels Increase," *Associated Press Worldstream*, August 23, 2006. David Cloud, "No Cutback Likely in US Troop Levels for Iraq Before Spring, Top Regional Commander Says," *New York Times*, September 20, 2006. "Danish Soldier Killed in Iraq," *Agence France Presse*, October 6, 2006. Terence Hunt, "Bush Says US Commanders Say Current Troop Level in Iraq is Sufficient," *Associated Press*, November 2, 2006. Ann Scott Tyson, "Rumsfeld Called for Change in War Plan," *Washington Post*, December 3, 2006. Anne Flaherty, "Biden Vows to Fight any Iraq Troop Boost", *Associated Press Online*, December 27, 2006. David Sanger, "Bush Adds Troops in Bid to Secure Iraq", *New York Times*, January 11, 2007. "Iraqi troops crucial in US Iraq plan: US Army Secretary", *Agence France Presse*, January 22, 2007. Julian E. Barnes and Peter Spiegel, "Fallback Strategy for Iraq: Train Locals, Draw Down Forces", *Los Angeles Times*, March 12, 2007. "U.S. Iraq chief 'encouraged' by surge in U.S. troops", *Agence France Presse*, March 18, 2007. Lauren Frayer, "Another Jolt to Security", *Philadelphia Inquirer*, April 20, 2007. Chris Kraul, "3,700 U.S. troops arrive in Iraq", *Los Angeles Times*, May 3, 2007. John Ward Anderson, "Sunni Shrine Levelled In Apparent Reprisal", *Washington Post*, June 16, 2007. Ann Scott Tyson, "General: Iraq Forces Far From Self-Sufficiency", *Washington Post*, June 26, 2007. T. Christian Miller, "Private Contractors Outnumber U.S. Troops in Iraq", *Los Angeles Times*, July 4, 2007. Molly Hennessey-Fiske and Julian E. Barnes, "U.S. Forces In Iraq Largest Of The War", *Los Angeles Times*, August 8, 2007. Major General Sherlock, Press Conference from the Pentagon Briefing Room, September 6, 2007. Accessed at: <http://www.defenselink.mil/transcripts/transcript.aspx?transcriptid=4035> Lolita C. Baldor, "Pentagon to Alert 8 Guard Units for Duty", *Associated Press Online*, October 18, 2007. Ann M. Simmons, "U.S. troop levels in Iraq to fall by 5,000 next month; The Army's 3rd Brigade, 1st Cavalry, which has been operating mostly in volatile Diyala province, is to depart", *Los Angeles Times*, November 25, 2007. Ned Parker, "Divisions appear to deepen in Iraq despite relative calm", *Los Angeles Times*, December 10, 2007. Sam Dagher, "New Commander's Baghdad Strategy: 'Preserve Gains'", *Christian Science Monitor*, January 30, 2008. "US to withdraw 4,000 troops from Iraq", *Agence France Presse*, May 29, 2008. "U.S. to Send 30,000 Troops to Iraq", *Associated Press*, June 28, 2008. Josh White, "U.S. Deaths Rise in Afghanistan", *Washington Post*, July 2, 2008. Nancy Youssef, "U.S. May Need to Shift Troops to Afghanistan", *Miami Herald*, July 30, 2008. Gina Chon, "U.S. Troop Withdrawals Could Quicken In Iraq", *Wall Street Journal*, March 23, 2009. Rod Nordland, "Exceptions to Iraq Deadline Are Proposed", *New York Times*, April 27, 2009. Elisabeth Bumiller, "General Sees a Longer Stay in Iraq Cities for U.S. Troops", *New York Times*, May 9, 2009. Jane Arraf, "Why Was Top US General Late for his Own Press Conference? Iraqi Security", *Christian Science Monitor*, June 15, 2009. Aamer Madhani, "U.S. troops in Iraq have time on hands", *USA Today*, October 21, 2009. Christopher Torchia, "Iraq vote faces likely delay", *Associated Press*, November 18, 2009.

- ³³ Measuring Stability and Security in Iraq, U.S. Department of Defense Quarterly Report to Congress, July 2005 (p. 6), October 2005 (p. 21), February 2006 (p. 26), May 2006 (p. 34), August 2006 (p. 32), November 2006 (p. 21), March 2007 (p. 15), June 2007 (p. 21), September 2007 (p. 17), December 2007 (p. 22). Accessible at http://www.defenselink.mil/home/features/Iraq_Reports/Index.html (and subsequent updates)
- ³⁴ Bushra Juhi, "2 U.S. Fliers Die in Iraq Helicopter Crash," *Associated Press*, June 27, 2005. The Associated Press, "Fatal Helicopter Crashes in Iraq War," *Associated Press Online*, June 27, 2005. Information from Iraq Coalition Casualty Count (icasualties.org/oif) is also used. Antonia Castaneda, "Sunni Arabs Reject Shiite Proposal for Federal Iraq; Two Wounded in Crash of US Apache Helicopter," *Associated Press*, August 12, 2005. "Four US Servicemen Killed in Western Iraq," *Agence France Presse*, November 2, 2005. "Two US Pilots Killed in Helicopter Crash in Iraq," *Agence France Presse*, December 27, 2005. "Twelve Die in US Copter Crash in Iraq," *Agence France Presse*, January 8, 2006. "Fatal Helicopter Crashes in Iraq War," *Associated Press*, January 9, 2006. "Two US Pilots Die in Iraq Helicopter Crash," *Agence France Presse*, January 13, 2006. "Fraction of Ballots Cancelled After Iraqi Vote Probe," *Agence France Presse*, January 16, 2006. US helicopter crashed north of Baghdad, killing its two pilots. "Two US Pilots, Four Troops Killed in Iraq," *Agence France Presse*, April 2, 2006. "Two Killed When US Helicopter Shot Down in Iraq," *Agence France Presse*, May 15, 2006. "Attacks in Iraq Kill 54 People in Bloodiest Day in Recent Weeks," *Associated Press Worldstream*, May 30, 2006. US helicopter crashed in western Iraq; 2 marines killed. Hostile fire not suspected. "U.S. Says Crew Survives Apache Helicopter Crash South Of Baghdad," *Associated Press*, July 13, 2006. US helicopter crashed southwest of Baghdad; no fatalities. Hostile fire suspected but not confirmed. Sameer Yacoub, "Bodies of Two US Service Members Found After Helicopter Crash in Western Iraq," *Associated Press*, August 11, 2006. US helicopter crashed in western Iraq; 2 soldiers killed. Hostile fire not suspected. "Two US Soldiers Killed in Iraq Chopper Crash," *Agence France Presse*, November 6, 2006. US helicopter crashed; 2 soldiers killed. Cause unknown at this time. Qais al-Bashir, "US Helicopter Goes Down in Volatile Anbar Region; 4 Marines Dead," *Associated Press*, December 4, 2006. US helicopter crashed; 4 marines killed. Cause was mechanical problems. Jay Deshmukh, "US chopper crash kills 13 troops in Iraq," *Agence France Presse*, January 20, 2007. US helicopter crashed; 13 U.S. soldiers killed. "Two soldiers killed in US helicopter crash," *Agence France Presse*, January 28, 2007. 2 U.S. helicopter crashed; 2 U.S. soldiers killed. Kim Gamel, "U.S. helicopter goes down north of Baghdad, 4th such loss in two weeks," *Associated Press*, February 2, 2007. U.S. helicopter crashed; 2 soldiers killed. Robert H. Reid, "U.S. helicopter crashes in flames northwest of Baghdad, killing all 7 on board," *Associated Press*, February 7, 2007. U.S. helicopter crashed; 7 soldiers killed. James Glanz, "Insurgents Stepping Up Efforts to Down U.S. Helicopters in Iraq," *New York Times*, February 12, 2007. Sinan Salaheddin, "U.S. helicopter shot down north of Baghdad; all aboard safely evacuated," *Associated Press*, February 21, 2007. Bassem Mroue, "4 Britons Dead in Iraq; U.S. Copter Down," *Associated Press Online*, April 5, 2007. "U.S. Chopper Crashes in Iraq, Two Killed," *Agence France Presse*, May 29, 2007. Joshua Partlow, "Iran's Elite Force is Said to Use Hezbollah as 'Proxy' in Iraq," *Washington Post*, July 3, 2007. "U.S. soldier killed in July 4 chopper crash in Iraq," *Agence France Presse*, July 4, 2007. Kim Gamel, "U.S. monthly death toll in Iraq at lowest point in 8 months; Iraqi casualties rise," *Associated Press Worldstream*, August 1, 2007. Marwan Ibrahim, "Iraq market bombed, US helicopter forced down," *Agence France Presse*, August 10, 2007. "Ten US soldiers killed in Iraq," *Agence France Presse*, August 14, 2007. Dave Clark, "Bush defends PM as 14 killed in chopper crash," *Agence France Presse*, August 22, 2007. Kim Gamel, "US helicopters crash, killing 4 Americans in Iraq," *Associated Press Worldstream*, January 26, 2009. Steven Lee Myers, "Copter Crash Kills U.S. Soldier in Iraq," *New York Times*, September 21, 2009. "US military: 2 American pilots die in Iraq," *Associated Press*, November 8, 2009. "2 Tenn. Pilots killed in Iraq helicopter accident," *Associated Press*, February 23, 2010.
- ³⁵ Thom Shanker, "Army Is Worried by Rising Stress of Return Tours," *New York Times*, April 6, 2008.
- ³⁶ Tom Vanden Brook, "More Troops Exposed to Battle," *USA Today*, August 11, 2008
- ³⁷ Nina Kamp, Michael O'Hanlon and Amy Unkewicz, "The State of Iraq: An Update," *New York Times*, October 1, 2006. The Brookings-Bern Project on Internal Displacement. "Iraq Displacement," UNHCR Briefing Notes, UNHCR, November 3, 2006. Accessed at: <http://www.unhcr.org/news/NEWS/454b1f8f2.html>. "Iraq Situation Update", UNHCR, July 4, 2007. "Internal displacement update for Iraq", UNHCR Briefing Notes, April 1, 2008. Accessed at: <http://www.unhcr.org/news/NEWS/47f20efdf6.html>
- ³⁸ UN High Commissioner for Refugees, "Iraq Situation Update", January 2009. Accessed at: <http://www.unhcr.org/cgi-bin/texis/vtx/page?page=49e486426#>
- ³⁹ United Nations High Commission on Refugees (UNHCR) Iraq, July Factsheet. Accessed at: <http://unhcr.org.iq/IndexPageFiles/FirstPageFactSheet/Document/FactsheetJune15%20JulyFinal.pdf>
- ⁴⁰ UN High Commission on Refugees, "Asylum Levels and Trends in Industrialized Countries", March 18, 2008 and subsequent updates. Accessed at: <http://www.unhcr.org/doclist/statistics/4146b6fc4.html>
- ⁴¹ P.W. Singer, *Wired for War: The Robotics Revolution and Conflict in the 21st Century*, (New York: Penguin Press, 2009), p. 32
- ⁴² Iraq Weekly Status Report, *Department of State*. Accessed at: <http://www.state.gov/p/nea/rls/rpt/iraqstatus/>. From February 2005 to the present, our source differentiates between the terminology "trained and equipped" for police, in which unauthorized absences personnel are included, and "operational" for the National Guard and Armed Forces, in which unauthorized absences personnel are not included. As many as 5,000 recruits from Sunni areas have joined the Iraqi Armed Forces in the past several months. *National Strategy for Victory in Iraq*, National Security Council, November 2005, page 21. Units at level three are fighting alongside Coalition units. Level two units are "in the lead" – this level is the critical achievement that marks the point at which a unit can take over its own battle space. Units at level two can control their own areas of responsibility and, therefore, allow Coalition units to focus elsewhere. Measuring Stability and Security in Iraq July 2009, Report to Congress in Accordance with the Department of Defense Appropriations Act 2006 (Section 9010), p. 37. Measuring Stability and Security in Iraq September 2009, Report to Congress in Accordance with the Department of Defense Appropriations Act 2008 (Section 9204), p. 40.
- ⁴³ Author's estimate based on Bradley Graham, "Rumsfeld Defends Iraqi Forces," *Washington Post*, October 1, 2005, in which Graham lists 36 out of 116 army and special police battalions at Level 2 readiness. This percentage was used to estimate the number of number of troops.
- ⁴⁴ Lt. Gen. David Petraeus, speech at the St. Regis Hotel, Washington, DC, November 7, 2005.
- ⁴⁵ October 2005 numbers are according to Lt. Gen. David Petraeus, speech at the St. Regis Hotel, Washington, DC, November 7, 2005. The statistic of 32,000 in level I and II readiness is based upon Petraeus citation of 40 so prepared battalions and author's assumption that one battalion equals approximately 750 to 800 troops. Petraeus also stated that the number of 211,000 total Iraqi Security Forces is headed towards 325,000. Iraqi Security Forces have 20,000 vehicles in all, although the number of well-armored vehicles is much lower (author's estimate: about 300).
- ⁴⁶ Measuring Stability and Security in Iraq February 2006, Report to Congress in Accordance with the Department of Defense Appropriations Act 2006 (Section 9010), page 37 and 38.
- ⁴⁷ Multi-National Forces-Iraq, Unclassified Slide Pack, September 27, 2008
- ⁴⁸ The Economist Intelligence Unit, cited by "Index Ranks Middle East Freedom," *BBC News Online*, 18 November 2005, http://news.bbc.co.uk/2/hi/middle_east/4450582.stm, accessed 18 November 2005.
- ⁴⁹ Press Freedom Index 2008, compiled by "Reporters Without Borders" and released October 22, 2007. Accessible at: http://www.rsf.org/article.php3?id_article=29031
- ⁵⁰ Transparency International Annual CPI reports accessed at: http://www.transparency.org/policy_research/surveys_indices/cpi
- ⁵¹ *National Strategy for Victory in Iraq*, National Security Council, November 2005, page 16. Muhanad al-Saadi, "Fadhila party withdraws from Shiite Unified Iraq Coalition," *Iraq Updates*, May 7, 2007. Accessed at: http://www.iraqupdates.com/p_articles.php/article/15308 Alissa J. Rubin, "Iraqi Cleric's Forces Say They Will Quit Shiite Bloc," *New York Times*, September 16, 2008.
- ⁵² "Iraq's New Legislature," *Washington Post*, January 26, 2006.
- ⁵³ "Iraq's Shrinking Government," *Agence France Presse*, August 7, 2007. "Iraq's Leadership", website of Private Security Company Association of Iraq. Accessed at: <http://www.pscai.org/iraqileadership.html> Amit R. Paley, "Iraq Moves to Repeal Immunity for Guards," *Washington Post*, October 31, 2007. "Sunnis rejoin Iraqi cabinet," *Al-Jazeera English*, July 19, 2008. Accessed at: <http://english.aljazeera.net/news/middleeast/2008/07/2008719111331910689.html> Iraq Weekly Status Report, *Department of State*. Accessed at: <http://www.state.gov/p/nea/rls/rpt/iraqstatus/>

⁵⁴ Iraq Weekly Status Report, *Department of State*. Accessed at: <http://www.state.gov/p/nea/rls/rpt/iraqstatus/>. The numbers for crude oil production, diesel, kerosene, gasoline/benzene, and liquid petroleum gas represent average data from the entire month, and are thus based on multiple Weekly Status Reports. The crude oil export reflects the total for the month. For all categories, data for a complete month is typically available in the Weekly Status Report for the first week of the next month.

⁵⁵ The statistics for September 2005 are based on incomplete data and represent averages for approximately half of the month.

⁵⁶ U.S. State Department's "Iraq Weekly Status Report" did not provide production amounts of diesel, kerosene, gasoline or LPG for the week of December 18-25 so averages for these categories are only for the 24 days in December for which exact figures are known.

⁵⁷ Country Report No. 05/294: Iraq: 2005 Article IV Consultation – Staff Report; Staff Supplement; Public Information Notice on the Executive Board Discussion; and Statement by the Executive Director for Iraq, International Monetary Fund, August 2005, p. 11.

⁵⁸ Iraq Weekly Status Report, *Department of State*. Accessed at: <http://www.state.gov/p/nea/rls/rpt/iraqstatus/>. (For 2003-2008) Iraq Status Report, *Department of State*. Accessed at: <http://www.state.gov/p/nea/rls/rpt/c28010.htm> (For 2009 and subsequent years)

⁵⁹ Ibid.

⁶⁰ Iraq Weekly Status Report, *Department of State*. Accessed at: <http://www.state.gov/p/nea/rls/rpt/iraqstatus/>. The average of megawatt hours and average hours of electricity per day reflect all the data available for the given month, and thus span multiple Weekly Status Reports. The average amount of electricity generated is derived from the average of megawatt hours. The statistics for September 2005 are based upon incomplete data and represent averages for approximately half of the month.

*The data for November for the average hours of electricity per day is updated in our source, representing the entire month. The numbers for average amount of electricity generated and average MW hours represents data through the 21st of November only. The data for December 2005 and thereafter for the average amount of electricity generated and average MW hours is estimated based on the graph relating to electricity in the Iraq Weekly Status Report, *Department of State*.

National Target numbers are courtesy of the US Department of Defense, January 23, 2006.

⁶¹ Special Inspector General for Iraq Reconstruction, *Quarterly Report and Semiannual Report*, January 30, 2008, page 100.

⁶² U.S. State Department Iraq Office, "Iraq's Economy" briefing slides, March 2009

⁶³ U.S. State Department Iraq Office, "Iraq's Economy" briefing slides, March 2009. U.S. Department of Defense, "Measuring Stability and Security in Iraq", March 2009, p. 10

⁶⁴ U.S. State Department Iraq Office, "Iraq's Economy" briefing slides, March 2009

⁶⁵ Measuring Stability and Security in Iraq October 2005, Report to Congress In Accordance with Conference Report 109-72, Emergency Supplemental Appropriations Act, 2005, page 11. Information from World Bank and IMF. Measuring Stability and Security in Iraq November 2006, Report to Congress In Accordance with Conference Report 109-72, Emergency Supplemental Appropriations Act, 2005, page 12. Measuring Stability and Security in Iraq March 2007, Report to Congress In Accordance with Conference Report 109-72, Emergency Supplemental Appropriations Act, 2005, page 9. UN Economic and Social Commission for Western Asia, "Estimates and Forecasts for GDP Growth in the ESCWA Region, 2007-2008", p. 21. Accessed at:

<http://www.escwa.un.org/information/publications/edit/upload/ead-08-tm1.pdf>

⁶⁶ Amy Belasco, "The Cost of Iraq, Afghanistan, and Other Global War on Terror Operations Since 9/11", *CRS Report for Congress*, July 14, 2008. Accessed at: <http://www.fas.org/sgp/crs/natsec/RL33110.pdf>

⁶⁷ Multi-National Corps-Iraq, Unclassified Briefing slides, February 2009

⁶⁸ Measuring Security and Stability in Iraq, May 2006, Report to Congress in Accordance with the Department of Defense Appropriations Act 2006 (Section 9010), p. 26. Measuring Security and Stability in Iraq, August 2006, Report to Congress in Accordance with the Department of Defense Appropriations Act 2006 (Section 9010), p. 23. Special Inspector General for Iraq Reconstruction, *Quarterly Report and Semiannual Report*, January 30, 2007, page 107

Measuring Security and Stability in Iraq, April 2007, Report to Congress in Accordance with the Department of Defense Appropriations Act 2006 (Section 9010), p. 69. Special Inspector General for Iraq Reconstruction, *Quarterly Report and Semiannual Report*, April 30, 2008, page 135. Special Inspector General for Iraq Reconstruction, *Quarterly Report and Semiannual Report*, October 30, 2008, page 68. (and subsequent reports)

⁶⁹ Measuring Security and Stability in Iraq, May 2006, Report to Congress in Accordance with the Department of Defense Appropriations Act 2006 (Section 9010), p. 13. Measuring Security and Stability in Iraq, August 2006, Report to Congress in Accordance with the Department of Defense Appropriations Act 2006 (Section 9010), p. 11. Measuring Security and Stability in Iraq, November 2006, p. 8. Measuring Security and Stability in Iraq, March 2007, p. 7.

Measuring Security and Stability in Iraq, March 2008, p. 5.

⁷⁰ Measuring Stability and Security in Iraq October 2005, Report to Congress In Accordance with Conference Report 109-72, Emergency Supplemental Appropriations Act, 2005, page 25. Alissa J. Rubin, "Citing Weather Forecast, U.S. Postpones Transfer of Authority for Anbar Security to Iraqis", *New York Times*, June 28, 2008.

⁷¹ Measuring Security and Stability in Iraq, August 2006, Report to Congress in Accordance with the Department of Defense Appropriations Act 2006 (Section 9010), p. 11.

⁷² Measuring Security and Stability in Iraq, August 2006, Report to Congress in Accordance with the Department of Defense Appropriations Act 2006 (Section 9010), p. 11. Special Inspector General for Iraq Reconstruction (SIGIR), *Quarterly Report and Semiannual Report*, October 30, 2008, page 68. SIGIR, *Quarterly Report and Semiannual Report*, January 30, 2009, page 73. SIGIR, *Quarterly Report*, April 30, 2009, p. 81 (and subsequent reports)

⁷³ James Palmer, "With Iraqi Doctors Fleeing, Prognosis is More Agony," *Star-Ledger*, April 3, 2006. "Iraq: No Let-Up in the Humanitarian Crisis", International Committee of the Red Cross, March 2008. Measuring Stability and Security in Iraq March 2009, Report to Congress in Accordance with the Department of Defense Appropriations Act 2006 (Section 9010), page vi. Accessed at:

http://www.defenselink.mil/pubs/pdfs/Measuring_Stability_and_Security_in_Iraq_March_2009.pdf Special Inspector General for Iraq Reconstruction, *Quarterly Report*, April 30, 2009, p. 94

⁷⁴ Sabrina Tavernise, "Amid Iraqi Chaos, Schools Fill After Long Decline," *New York Times*, June 26, 2006. Special Inspector General for Iraq Reconstruction, *Quarterly Report and Semiannual Report*, April 30, 2007, page 51. Special Inspector General for Iraq Reconstruction, *Quarterly Report and Semiannual Report*, April 30, 2008, page 140 Jeffrey Fleishman and Raheem Salman, "Childhood Cut Short in Baghdad", *Los Angeles Times*, October 18, 2008.

⁷⁵ Survey conducted by the Independent Institute for Administration and Civil Studies for the Gallup International Association's 33 nation "End of Year" Study. Released January 2010. Excerpts available at:

http://www.edisonresearch.com/home/archives/2010/01/iicass_poll_shows_iraqis_mostly_optimistic_as_2010_begins.php

⁷⁶ Survey conducted by D3 Systems for the BBC, ABC News, ARD German TV and USA Today. Embargoed for release March 16, 2009. Available at: <http://abcnews.go.com/PollingUnit/story?id=7058272&page=1>