

BROOKINGS

# Pakistan Index

Tracking Variables of  
Reconstruction & Security

Ian S. Livingston and Michael O'Hanlon

February 12, 2010

# TABLE OF CONTENTS

## Security Indicators

Number of Monthly Attacks by Type, October 2008-Present	UPDATED	3
Monthly Fatalities as a Result of Attacks, by Group, October 2008-Present	UPDATED	3
Monthly Attacks by Province, January 2006-Present	UPDATED	4
Annual Number of Suicide Attacks by Province		4
Estimated Number of Insurgent Forces by Province		5
Estimated Potential Number of Counterinsurgency Forces in Pakistan for NWFP and FATA		5
Annual Number of Unmanned Drone Strikes in Pakistan, 2004-2010	UPDATED	6
Monthly Unmanned Drone Strikes in Pakistan, 2008-2010	UPDATED	6
Location of Drone Strikes by District, 2004-2010	UPDATED	7
Estimated Total Deaths from U.S. Drone Strikes in Pakistan, 2006-2009		7
Militant and Military Deaths Comparison for Operation Rah-e-Nijat in South Waziristan		8
Annual Pakistani Defense Budget, in Total \$US and as % of GDP		8
Return Rates of Pakistani Civilians Displaced by Violence in 2009 in NWFP and FATA		9
Registered Internally Displaced by Operation Rah-e-Nijat in South Waziristan		9
Total Number of Families Displaced by Violence in 2009, by District		10
Estimated Daily Returns of Internally Displaced Families to NWFP, July 13-August 4, 2009		10

## Governance and Rule of Law Indicators

Pakistani Population and Demographic Information		11
Pakistani Size and Demographic Information, by Province		11
Number and Size of Housing Units with Availability of Household Items, by Province		11
Average Household Size by Province, 2004-05 through 2007-08		12
Representation in the Pakistani National Assembly, by Province and Political Party		13
Representation in the Pakistani Senate, by Province and Political Party		13
Frequency Rating of Google Searches in Pakistan for "Taliban" and Related Terms by Month, 2006-Present	UPDATED	14
Pakistan's Rank in Reporters Without Borders' Index of Press Freedom, 2002-2009		14
Pakistan's Rank in Transparency International's Annual Corruption Perceptions Index (CPI), 2001-2009		15
Pakistan's Rank in the Economic World Forum's Annual Global Competitiveness Index (GCI)		15

## Economic & Quality of Life Indicators

Annual Real GDP Growth		16
Annual GDP Growth by Sector		16
Annual per Capita GDP at PPP, 2000-2008		17
Annual Change in Consumer Price Index		17

Annual Exports & Imports of Goods and Services, as % of GDP	18
Annual Foreign Direct Investment, in Total \$US and as % of GDP	18
Multiple Estimates of Pakistanis Living in Poverty, by Province	19
Labor Force Participation Rates by Gender and Province, 2007-2008	19
Pakistan's Annual Development Program (ADP) Allocations for FATA by Sector, 2001-02 & 2005-06	20
Consolidated Budget for the FATA Sustainable Development Plan, 2006-2015	20
Human Resources in Public Sector Healthcare, FATA	20
Annual Pakistani Government Spending on Education, as % of GDP and Total Budget, 2000-01 thru 2008-09	21
Literacy Rate for All People Age 10 Years and Above, by Sex and Province	21
Number of Government Schools in Pakistan, NWFP and FATA	22
Enrollment in Government Schools in Pakistan, NWFP and FATA	22
Major Crop Production in Pakistan, with Contributions from NWFP and FATA	23
Telephones in Use by Type, 2002-2008	23
Major Source of Drinking Water by Province	24
Type of Toilet Used by Household by Province	24
Direct Overt U.S. Aid and Military Reimbursements to Pakistan, FY 2002-2010	25
Percentage of U.S. Funding Directed Towards Various Programs in FATA and Border Region, FY 2002-2007	25
International Aid Committed to Pakistan by Source, 2001-2009	26
International Aid Commitments to Pakistan by Type, 2001-2009	26
International Aid Commitments to Pakistan by Dedicated Province or District, 2001-2009	27
International Aid Commitments to Pakistan by Sector, 2001-2009	27

## Polling & Public Opinion

Pakistan Public Opinion Survey (International Republican Institute)	28
Pakistani Public Opinion on the Swat Conflict, Afghanistan, and the US (WorldPublicOpinin.org)	31
Pakistani Public Opinion: Growing Concerns about Extremism, Continuing Discontent with the U.S. (Pew)	33
Terror Free Tomorrow/New America Foundation Survey	36

For more information please contact Ian Livingston at [ilivingston@brookings.edu](mailto:ilivingston@brookings.edu)

### Foreign Policy at Brookings Tracks Security and Reconstruction in Afghanistan, Iraq and Pakistan

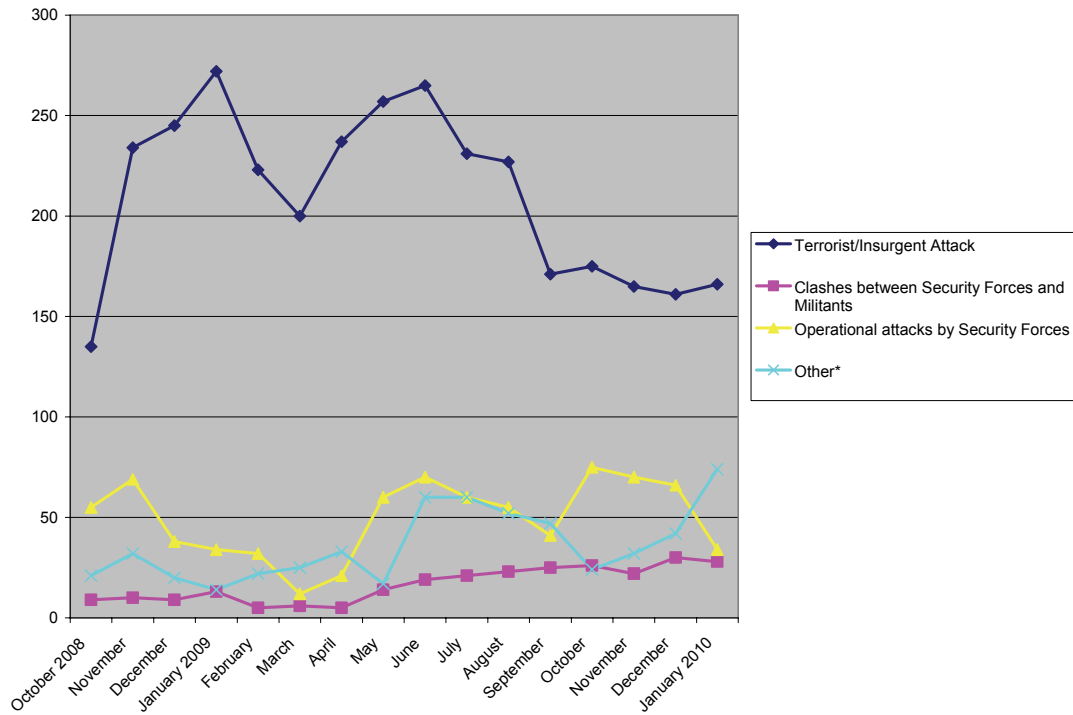
**Afghanistan Index »** <http://www.brookings.edu/afghanistanindex>

**Iraq Index »** <http://www.brookings.edu/iraqindex>

**Pakistan Index »** <http://www.brookings.edu/pakistanindex>

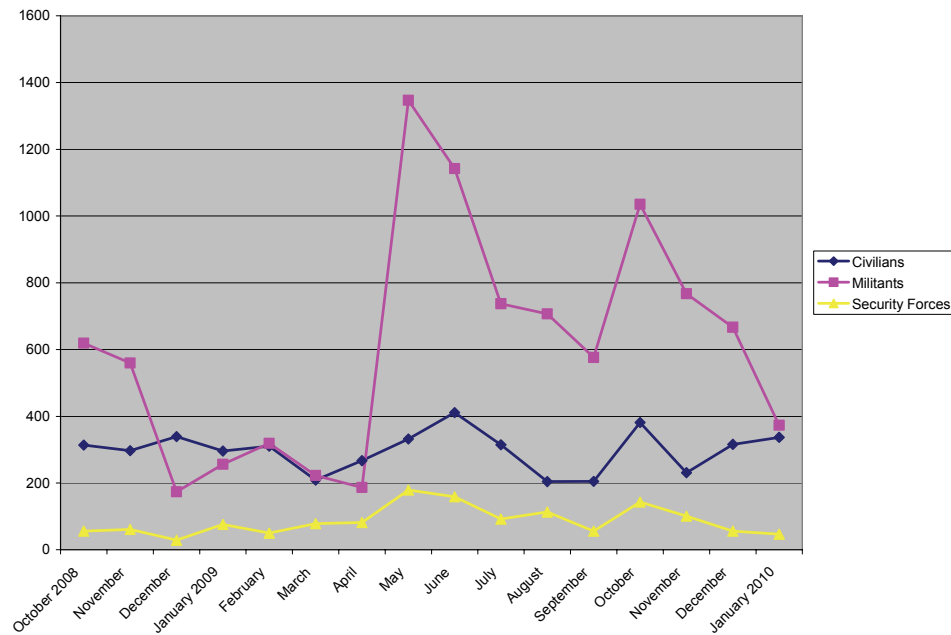
# SECURITY INDICATORS

**Number of Monthly Attacks by Type, October 2008-Present<sup>1</sup>**

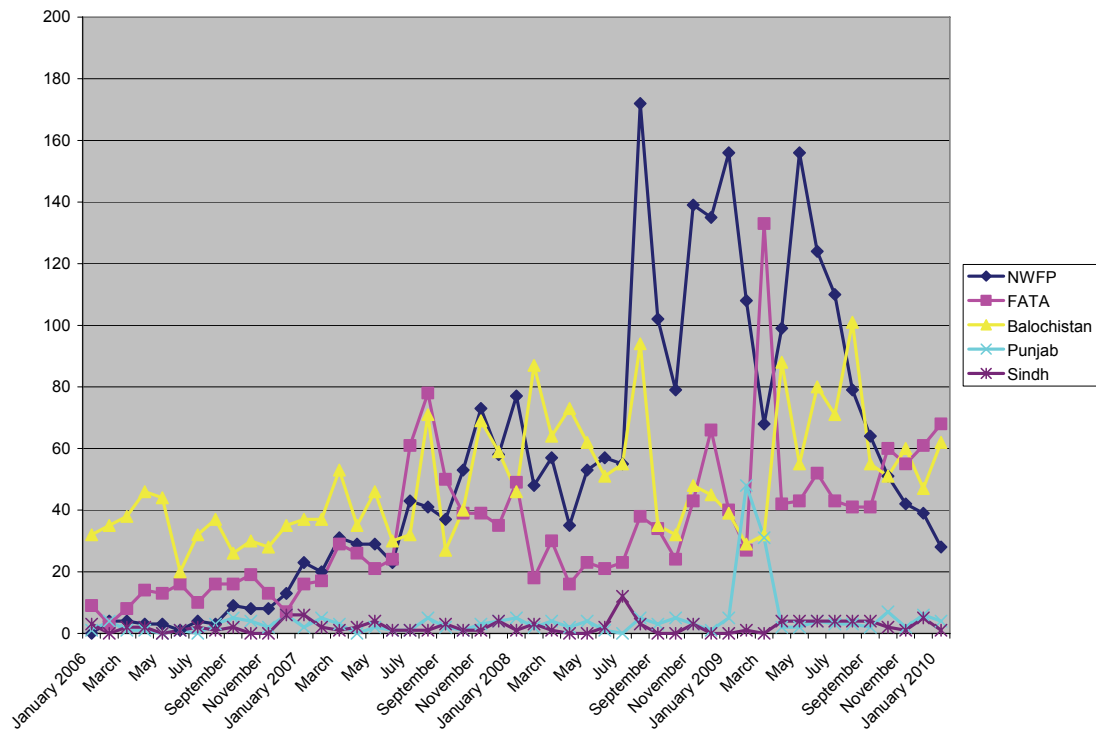


\*"Other" includes ethnic & political violence, inter-tribal clashes and cross-border attacks

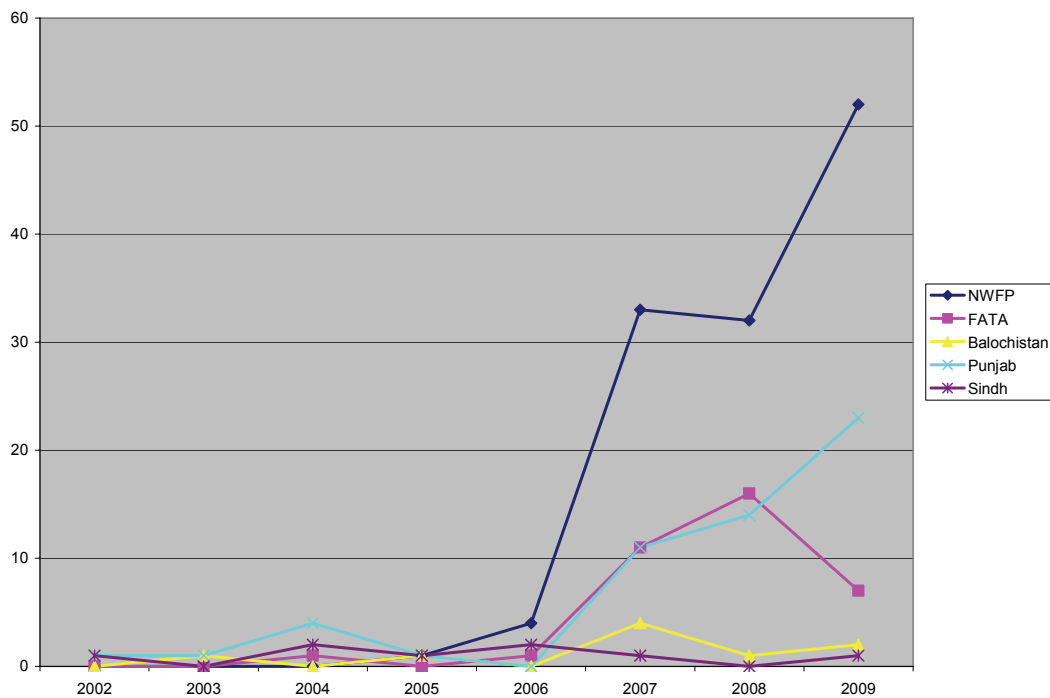
**Monthly Fatalities as a Result of Attacks by Group, October 2008-Present**



### Monthly Attacks by Province, January 2006-Present<sup>2</sup>



### Annual Number of Suicide Attacks by Province, 2002-2009<sup>3</sup>



**NOTE:** In addition to the attacks noted above, two additional suicide attacks occurred in Azad Kashmir during 2009, bringing the yearly total to 87.

#### Estimated Number of Insurgent Forces in Pakistan<sup>4</sup>

<b>TOTAL TALIBAN FORCES</b>	
<b>Pakistani Taliban (Tehrik-e-Taliban) Forces</b>	<b>20,000-25,000</b>
High End	100,000
Low End	10,000
<b>Possible Additional Assets</b>	
Punjabi Militants	2,000
Afghan Taliban	32,000-40,000
Uzbek Militants	1,000-2,000
al Qaeda's "Shadow Army"	8,000-12,000
<b>Maximum Potential Forces</b>	<b>156,000</b>
<b>Minimum Potential Forces</b>	<b>30,000-40,000</b>

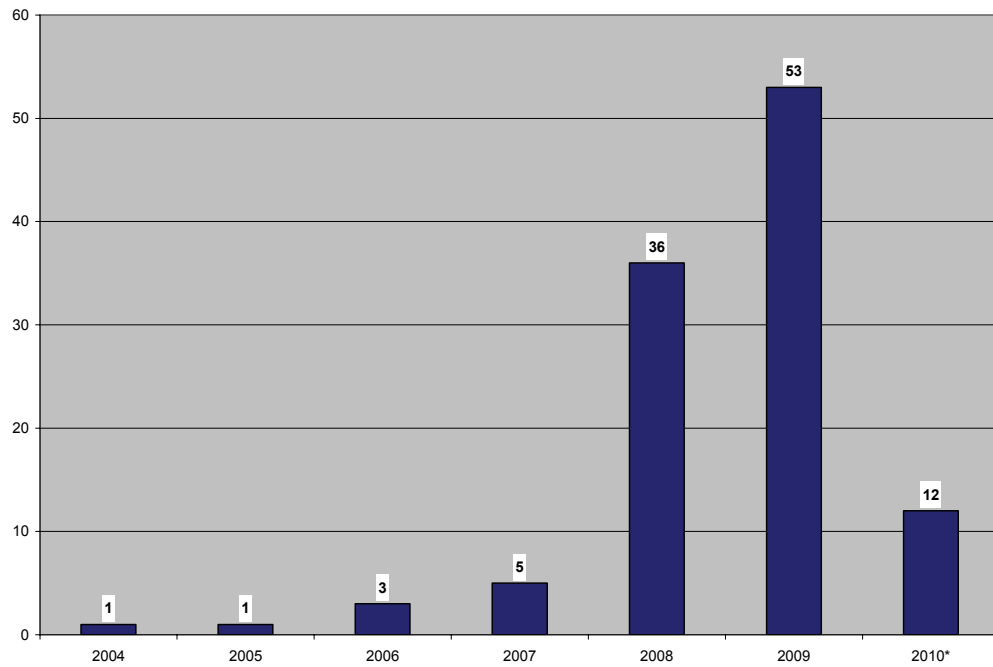
#### Estimated Potential Number of Counterinsurgency Forces in Pakistan for NWFP and FATA<sup>5</sup>

<b>TOTAL PAKISTANI COIN FORCES</b>	
<b>Currently Deployed</b>	<b>150,000</b>
Frontier Corps	~55,000
Local Garrisoned Army	~40,000
Redeployed Army	~55,000
Further Releasable from Indian Border (Potential)	0-192,000
Reasonable (based on 1:2.3 theater ratio)*	152,000
Other Army Redeployments	40,000
NWFP Police (Potential)	50-55,000
Reasonable (minus estimated 40% attrition)	33,000
Rangers	40,000
Lashkars	104-116,000
<b>Maximum Potential Forces</b>	<b>593,000</b>
<b>Minimum Potential Forces</b>	<b>519,000</b>

\*This is the ratio of troops deployed by the Pakistani Army when it adopted a primarily defensive position in response to India's deployment of 700,000 troops on its border with Punjab following an attack on the Indian Parliament in 2001.

**NOTE:** The Rangers are a lightly armed paramilitary force that are part of the Ministry of the Interior and traditionally focus on border protection as well as the security of important monuments and other national assets. Lashkars are locally formed militias whose objective is to drive out Taliban forces from their area.

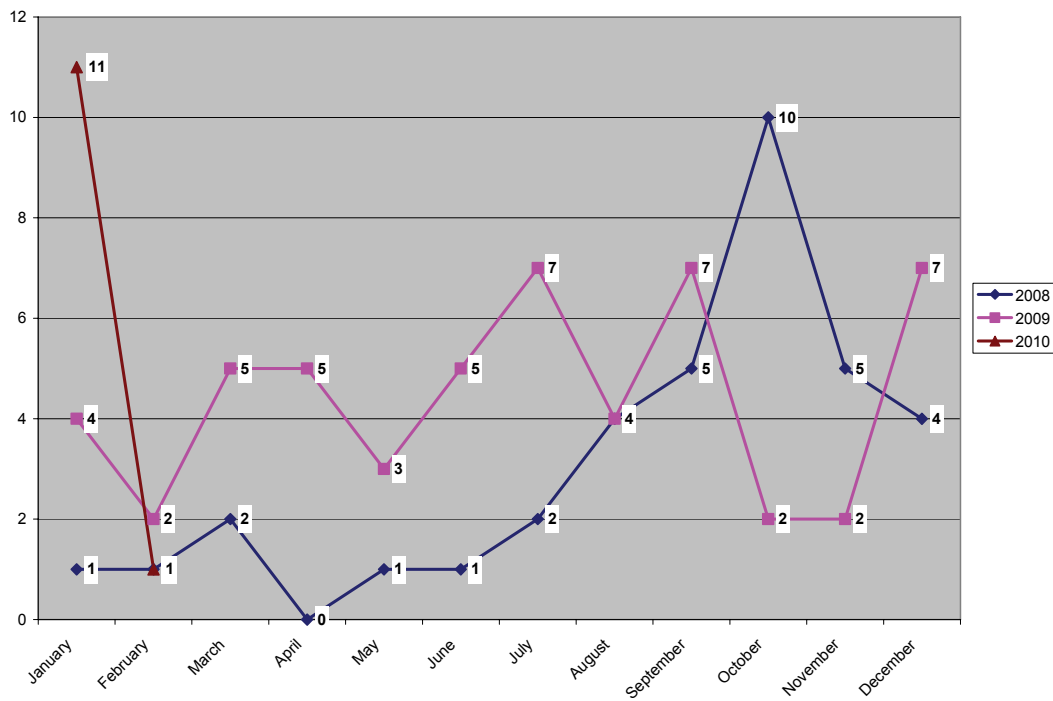
### Annual Number of Unmanned Drone Strikes in Pakistan, 2004-2010<sup>6</sup>



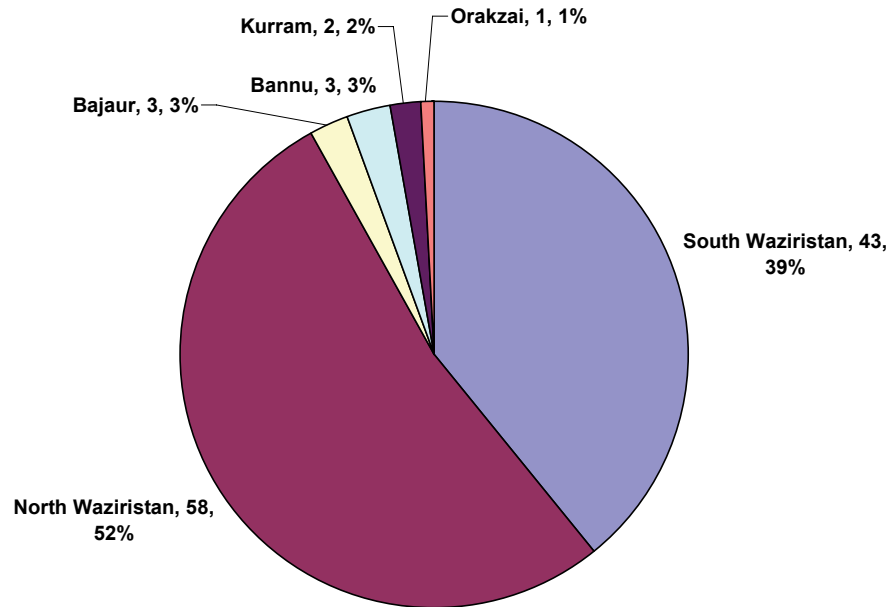
\*Thru publication date

**NOTE:** The first recorded Predator strike in Pakistan occurred in June 2004.

### Monthly Unmanned Drone Strikes in Pakistan, 2008-2010<sup>7</sup>



### Location of Drone Strikes by District, 2004-2010<sup>8</sup>



**NOTE:** Figures are cumulative from 2004-2010 (thru publication date). All districts with the exception of Bannu (NWFP) are located in FATA.

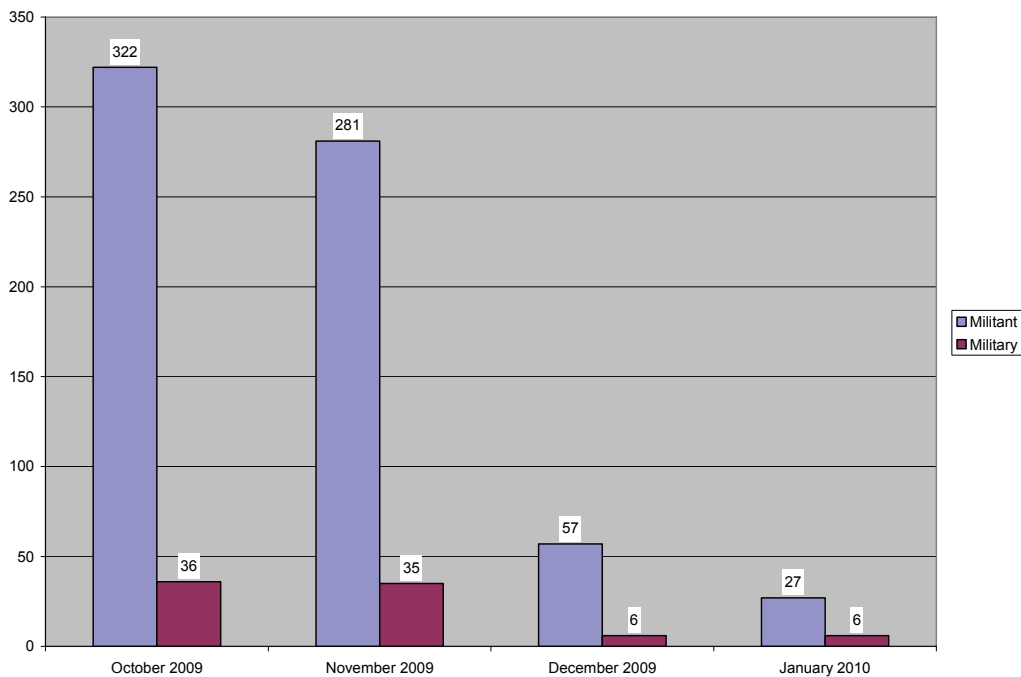
### Estimated Total Deaths from U.S. Drone Strikes in Pakistan, 2006-2009<sup>9</sup>

		DEATHS (low)	DEATHS (high)
2009*	All	324	538
	Militant	246	406
2008	All	291	310
	Militant	121	130
2006-07	All	142	164
	Militant	138	160
Total	All	757	1012
	Militant	505	696

\*Thru October 19, 2009



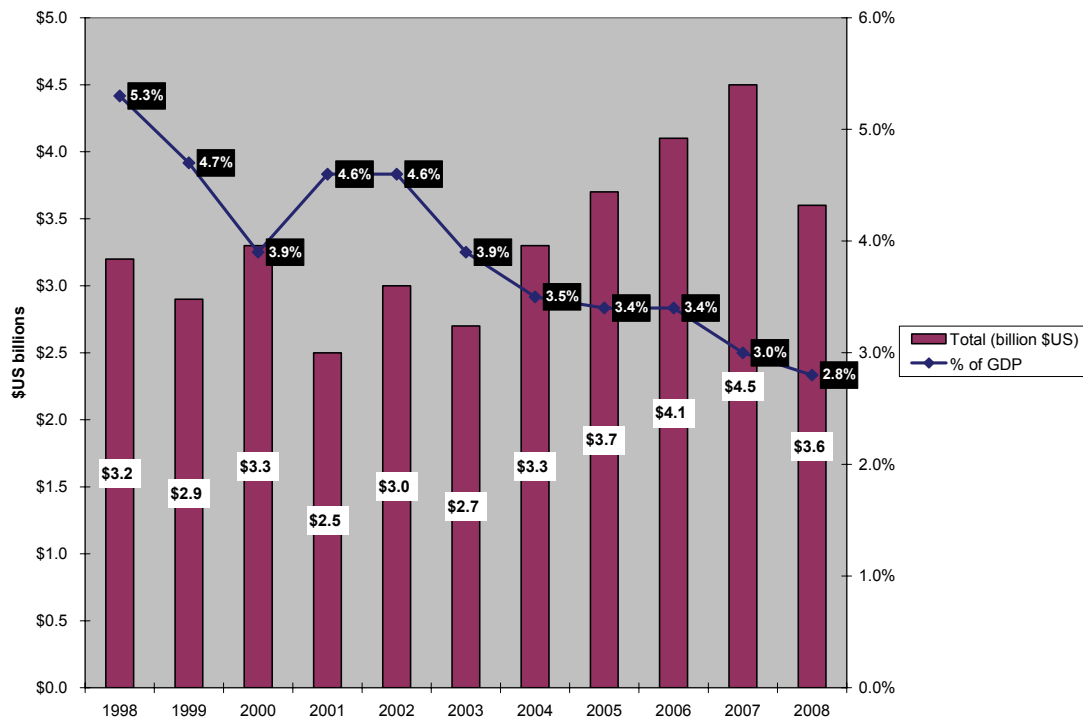
### Militant and Military Deaths Comparison for Operation Rah-e-Nijat in South Waziristan<sup>10</sup>



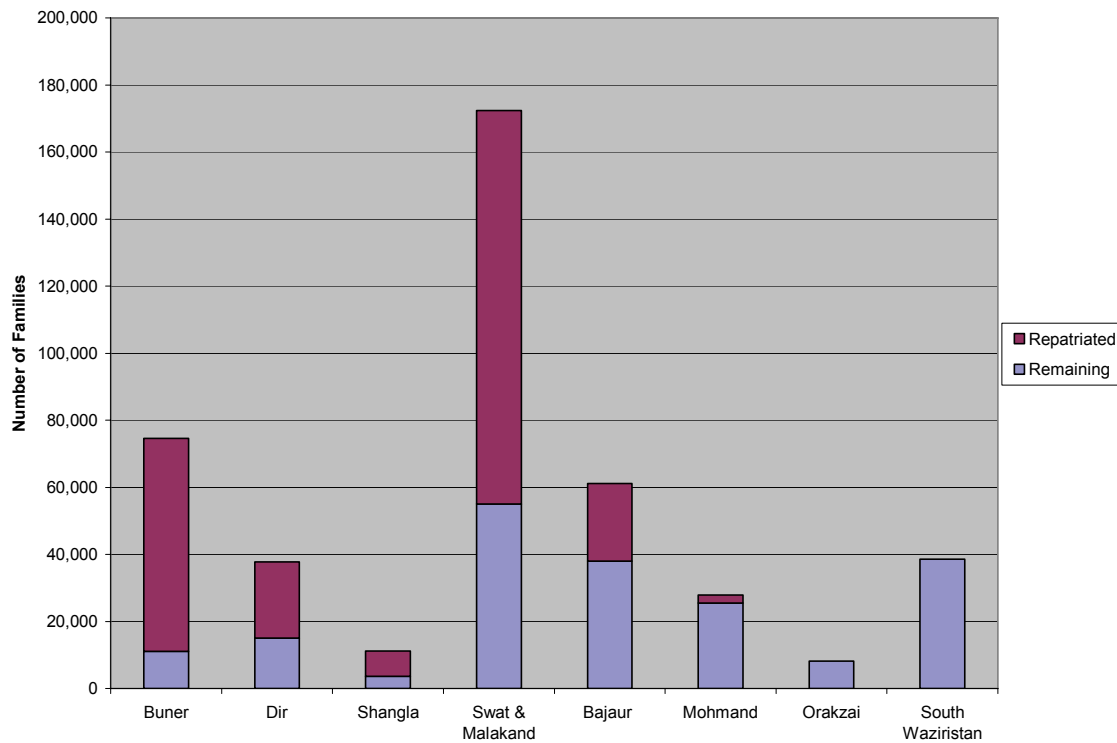
**NOTE:** Figures as reported by the press office of the Pakistani Army. Due to conditions on the ground, these numbers are impossible to independently verify through press reports. The ground offensive started October 16, 2009.

\*December numbers are through publication date.

### Annual Pakistani Defense Budget, in Total \$US and as % of GDP<sup>11</sup>



### Return Rates of Pakistani Civilians Displaced in 2009 by Violence in NWFP and FATA<sup>12</sup>



**NOTE:** Figures as of December 31, 2009. According to figures given, a family averages slightly more than 7 individuals.

### Registered Internally Displaced by Operation Rah-e-Nijat in South Waziristan<sup>13</sup>

	TOTAL FAMILIES	ESTIMATED PEOPLE
October 30, 2009	22,290	160,000
November 10, 2009	48,620	350,000
November 27, 2009	58,700	428,000
December 11, 2009	59,000	430,000

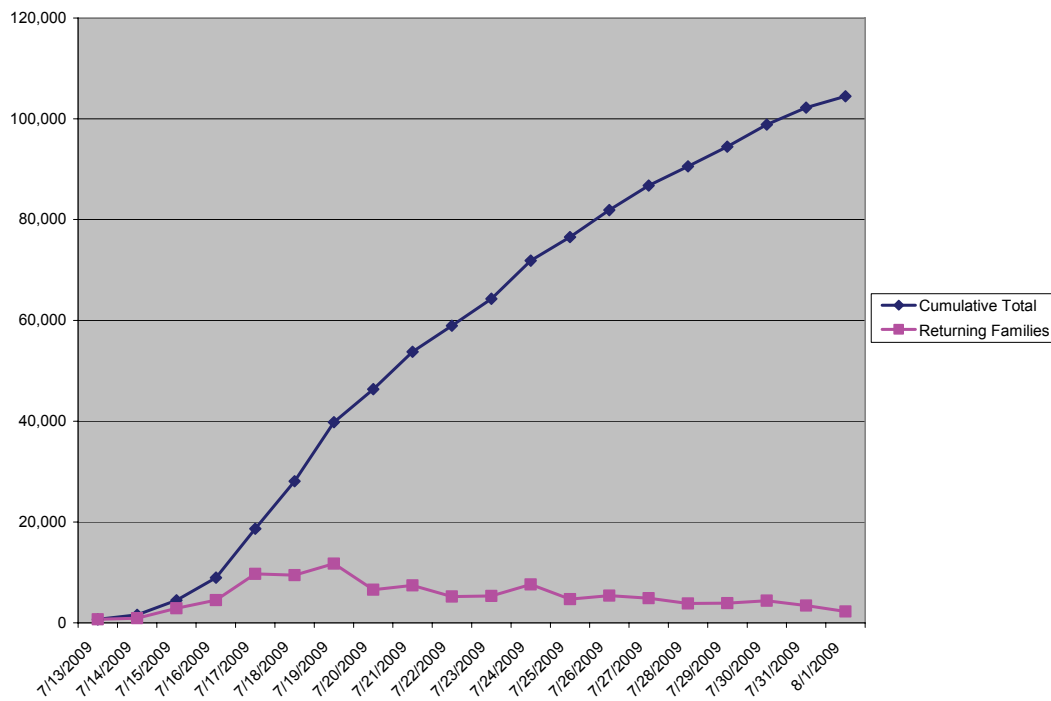
**NOTE:** Operation Rah-e-Nijat began on October 17, 2009. Numbers reported are newly registered since October 13. As of December 11, the National Database and Registration Authority has verified approximately 260,000 internally displaced persons (IDPs)

### Total Number of Families Displaced by Violence in 2009, by District<sup>14</sup>

	DISTRICT	TOTAL FAMILIES	% DISTRICT POPULATION DISPLACED
FATA	Bajaur	97,842	48%
	Mohmand	44,821	40%
	South Waziristan	60,753	5%
NWFP	Buner	73,359	90%
	Malakand	51,630	8%
	Shangla	68,675	7%
	Swat	298,201	38%
	Dir	146,953	16%

**NOTE:** Estimates are as of June 23, 2009, and are given as the gross number of families displaced at some point in time. According to figures given, the average size of a family is slightly more than 7 individuals.

### Estimated Daily Returns of Internally Displaced Families to NWFP, July 13-August 4, 2009<sup>15</sup>



**NOTE:** Figures depict families returning to the Swat, Buner and Dir districts of the NWFP.

## GOVERNANCE & RULE OF LAW INDICATORS

### Pakistan Population and Demographic Information<sup>16</sup>

	POPULATION (millions)	MALE	FEMALE
	<b>176.2</b>	<b>90.0</b> (51%)	<b>86.2</b> (49%)
<b>ETHNICITY</b>			
Punjabi	78.7 (45%)		
Pashtun	27.2 (15%)		
Sindhi	24.8 (14%)		
Sariaki	14.8 (8.4%)		
Muhagirs	13.3 (7.6%)		
Baloch	6.3 (3.5%)		
Other	11.1 (6.3%)		
<b>AGE STRUCTURE</b>			
0-14 Years	65.6 (37%)	33.7	31.9
15-64 Years	103.2 (59%)	52.8	50.4
64+ Years	7.4 (4%)	3.5	3.9
<b>MEDIAN AGE</b>	20.8 years	20.6 years	21.0 years

**NOTE:** Data is from the 2009 CIA World Factbook. The 2009 estimate for population growth is 1.95%.

### Pakistan Size and Demographic Information, by Province

PROVINCE/GOVERNORATE	AREA (Sq. KM)	POPULATION (Millions)	% RURAL	DENSITY (Per Sq. KM)
<b>PAKISTAN</b>	<b>796,096</b>	<b>132.4</b>	<b>67%</b>	<b>166</b>
Punjab	205,345	73.6	69%	359
Sindh	140,914	30.4	51%	216
NWFP	74,521	17.7	84%	238
Balochistan	347,190	6.6	76%	19
FATA	27,220	3.2	97%	117
Islamabad	906	0.8	35%	889

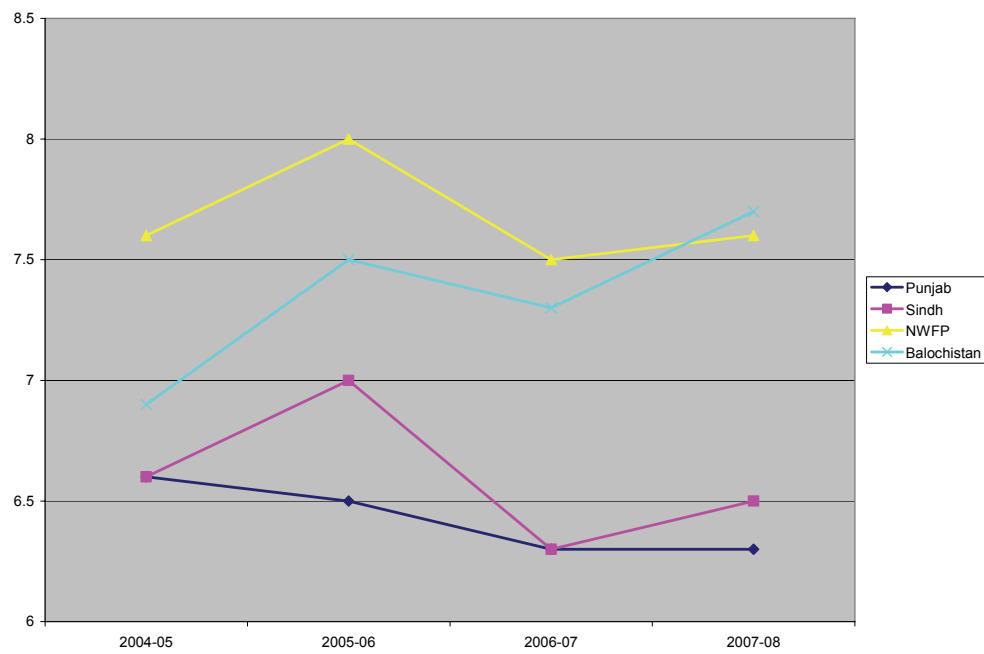
**NOTE:** Data is based on the 1998 census.

### Number and Size of Housing Units with Availability of Household Items, by Province<sup>17</sup>

	Punjab	Sindh	NWFP	Balochistan	FATA	Islamabad	All Pakistan
Total Housing Units (000)	10,537	5,023	2,211	971	341	129	19,212
Persons per Housing Unit	6.9	6.0	8.0	6.7	9.3	6.2	6.8
<b>% of Housing Units with:</b>							
Electricity	72%	70%	72%	47%	62%	91%	70%
Gas for Cooking	18%	32%	10%	10%	1%	72%	20%
Television	37%	42%	25%	15%	28%	61%	35%
Radio	18%	30%	27%	40%	92%	43%	24%

**NOTE:** Data is based on the 1998 census.

**Average Household Size by Province, 2004-05 through 2007-08<sup>18</sup>**



### Representation in the Pakistani National Assembly, by Province and Political Party<sup>19</sup>

PROVINCE	Total Seats	PPP	PML(N)	PML (Q)	MQM	ANP	JUI (F)	IND	Other
Punjab	148	51	64	28				2	3
Sindh	61	33		4	19			1	4
NWFP	35	10	4	5		10	4	1	1
Balochistan	14	5		4			2	2	1
FATA	12							12	0
Federal Capital	2		2						0
<b>TOTAL</b>	<b>272</b>	<b>99</b>	<b>70</b>	<b>41</b>	<b>19</b>	<b>10</b>	<b>6</b>	<b>18</b>	<b>9</b>

### Representation in the Pakistani Senate, by Province and Political Party<sup>20</sup>

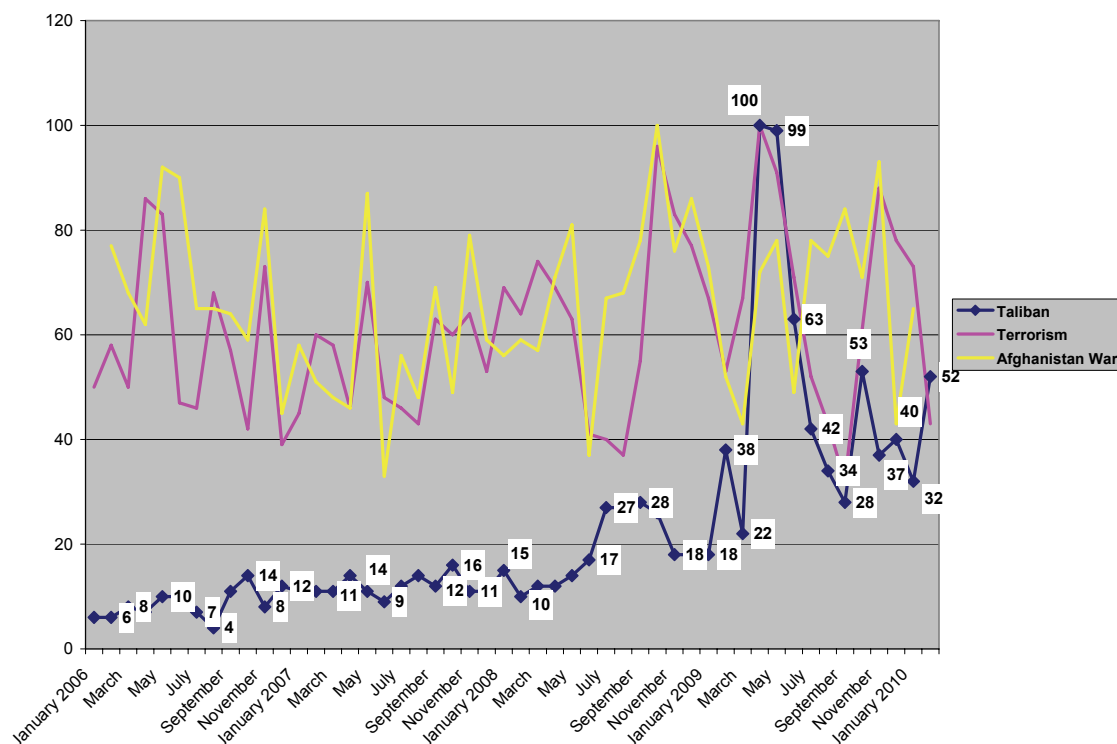
PROVINCE	Total Seats	PPP	PML(N)	PML (Q)	MQM	ANP	JUI (F)	IND	Other
Punjab	22	5	7	10					0
Sindh	22	11		2	6		1	1	1
NWFP	22	5		3		6	2		6
Balochistan	22	3		4			5	3	7
FATA	8							8	0
Federal Capital	4	2		2					0
<b>TOTAL</b>	<b>100</b>	<b>26</b>	<b>7</b>	<b>21</b>	<b>6</b>	<b>6</b>	<b>8</b>	<b>12</b>	<b>14</b>

**NOTE:** Political candidates in FATA, regardless of unofficial ties and sympathies to political parties, are required to contest elections as independents.

### Description of Pakistan's Main Political Parties

<b>PPP</b>	Pakistani People's Party	The largest political party in Pakistan, it is center-left and draws the majority of its support from its base in Sindh province as well as Punjab. Includes current President Asif Ali Zardari and Prime Minister Yousaf Raza Gillani.
<b>PML (N)</b>	Pakistani Muslim League-Nawaz	Founded by former Prime Minister Nawaz Sharif in 1993, the PML (N) represents the largest portion of the various wings of the PML. Like the other PML wings, it is center-right and conservative. In 2001, it broke away from the PML (Q) in order to form an opposition to the leadership of then-President Pervez Musharraf.
<b>PML (Q)</b>	Pakistani Muslim League-Quaid	Centrist and conservative, the PML (Q) broke away from the PML (N) in 2001 prior to elections in 2002. Formed at the suggestion of then-President Pervez Musharraf, the leadership consisted of staunch supporters of Musharraf and considered him their mentor. However, Musharraf never became an official member, preferring to keep the office of President non-partisan and neutral.
<b>MQM</b>	Muttahida Qaumi Movement	A secular and liberal party, its constituency is rooted in Muslims who immigrated from India following the formation of the Pakistani state in 1947. The vast majority of its influence is focused in Sindh province, particularly the provincial capital Karachi.
<b>ANP</b>	Awami National Party	The ANP is a secular Pashtun party that has its greatest following in the Pashtun dominated NWFP as well as Pashtun areas of Balochistan.
<b>JUI (F)</b>	Jamiat Ulema-e-Islam-Fazal	A conservative Deobandi Muslim organization, the JUI (F) espouses a strict adherence to Islamic law and is adamantly against Pakistan's closer relations with the U.S. and its increased focus on counter-terrorism. The "F" refers to Maulana Fazal-ur-Rehman, the head of one of two wings of the original JUI and a member of the National Assembly. This wing was the only member of a coalition of conservative religious parties, the Muttahida Majlis-e-Amal (MMA), to take part in the most recent general elections in 2008. After having won 53 seats in the National Assembly in the 2002 general elections (representing NWFP and Balochistan), this was reduced to 6 in the 2008 elections.

### Frequency Rating of Google Searches in Pakistan for “Taliban” and Related Terms by Month, 2006-Present<sup>21</sup>



**NOTE:** Figures depicted are based on a numerical rating system determined by Google on a scale of 0-100. It is based on an analysis of a specific search term relative to all searches done over a period of time in a certain area. Terms listed here were searched individually. All numeric values refer to “Taliban” search.

### Pakistan’s Rank in Reporters without Borders’ Index of Press Freedom, 2002-2009<sup>22</sup>

YEAR	SCORE	RANK	NUMBER OF COUNTRIES SURVEYED
2009	65.7	159	175
2008	54.9	152	173
2007	64.8	152	169
2006	70.3	157	168
2005	60.8	150	167
2004	61.8	150	167
2003	39.0	128	166
2002	44.7	119	139

**NOTE ON INDEX OF PRESS FREEDOM TABLE:** The Index is based on a questionnaire with 50 criteria for assessing the state of press freedom in each country. It includes every kind of violation directly affecting journalists (such as murders, imprisonment, physical attacks and threats) and news media (censorship, confiscation issues, searches and harassment). In addition to taking into account abuses attributable to the state, those carried out by armed militias, clandestine organizations or pressure groups are also considered.

The lower the score attained, the higher the degree of press freedom in that respective country. Although there is no specific information given regarding how the overall score was compiled, the top-rated countries for 2007 received an overall score of 0.75, with the median receiving a score of 25.3. The overall average score for the 2007 Index was 31.5.

**Pakistan's Rank in Transparency International's Annual Corruption Perceptions Index (CPI), 2001-2009<sup>23</sup>**

YEAR	RANK	NUMBER OF COUNTRIES SURVEYED
2009	139	180
2008	134	180
2007	138	180
2006	142	163
2005	144	158
2004	129	145
2003	92	133
2002	77	102
2001	79	91

**NOTE:** The CPI is a composite index that draws on 14 expert opinion surveys. It scores countries on a scale from zero to ten, with zero indicating high levels of perceived corruption and ten indicating low levels of perceived corruption. Due to a lack of reliable data, Afghanistan was not included in the CPI survey for the years 2006.

**Pakistan's Rank in the World Economic Forum's Annual Global Competitiveness Index (GCI)<sup>24</sup>**

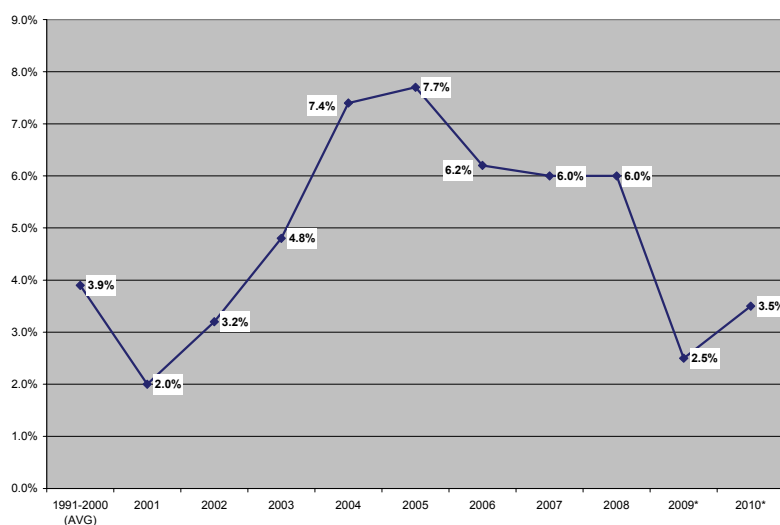
YEAR	RANK	NUMBER OF COUNTRIES SURVEYED
2009-10	101	133
2008-09	101	134
2007-08	92	131
2006-07	83	122
2005-06	91	125
2004-05	94	117

**NOTE:** The GCI attempts to measure a nation's global competitiveness by providing a mirror image of a nation's economic environment and its ability to achieve sustained levels of prosperity and growth. Data is drawn from two sources: international hard data sources and the Executive Opinion Survey. For 2009-10, approximately 13,000 surveys were completed by business executives from 133 countries.



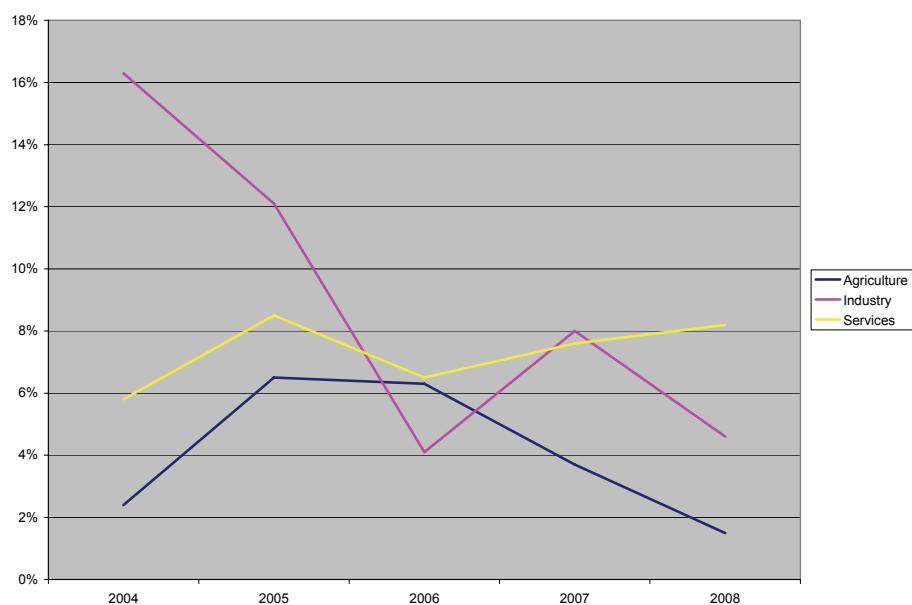
# ECONOMIC & QUALITY OF LIFE INDICATORS

**Annual Real GDP Growth Rate<sup>25</sup>**

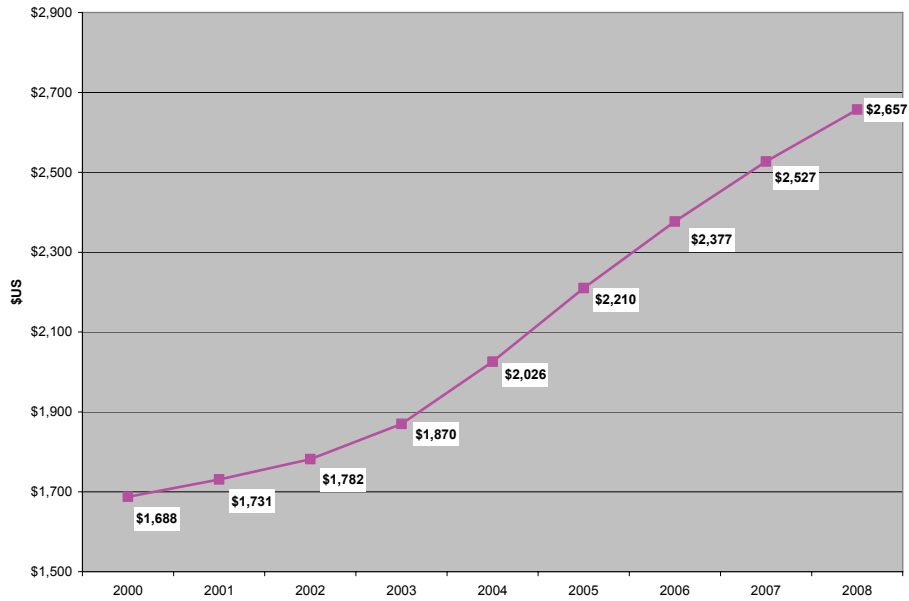


\*Figures based at least in part on estimates

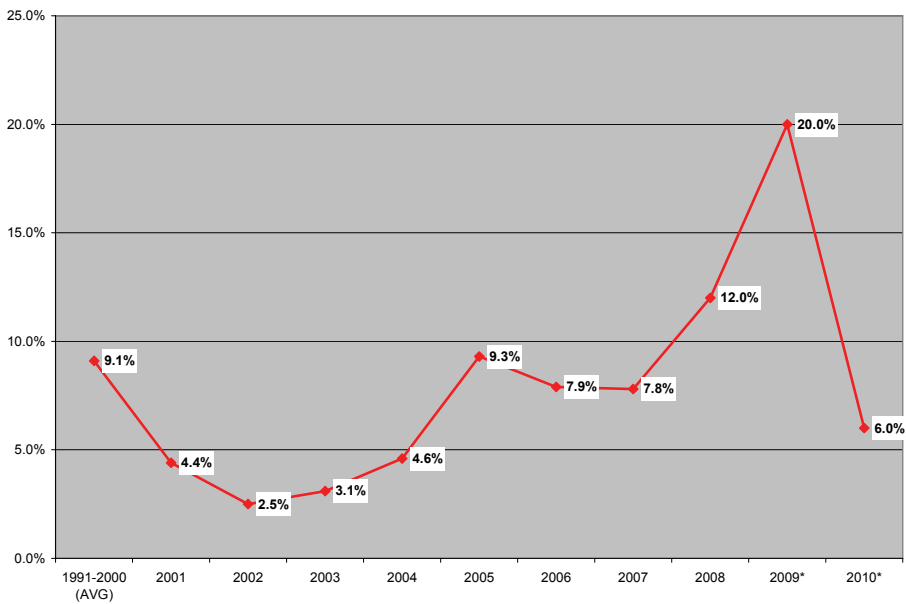
**Annual GDP Growth by Sector<sup>26</sup>**



**Annual Per Capita GDP at PPP, 2000-2008<sup>27</sup>**

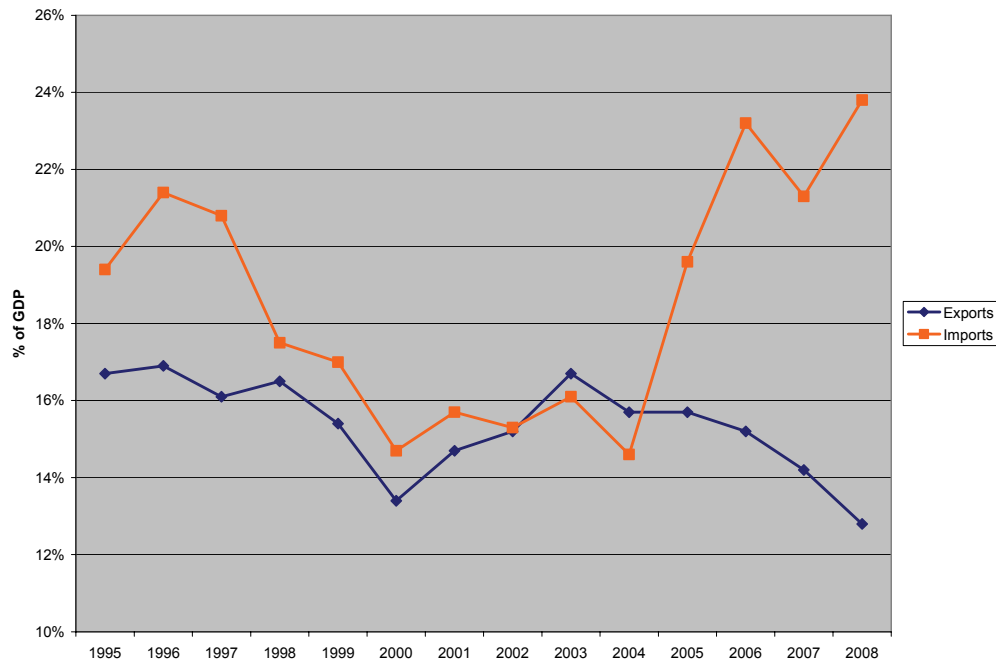


**Annual Change in Consumer Price Index<sup>28</sup>**

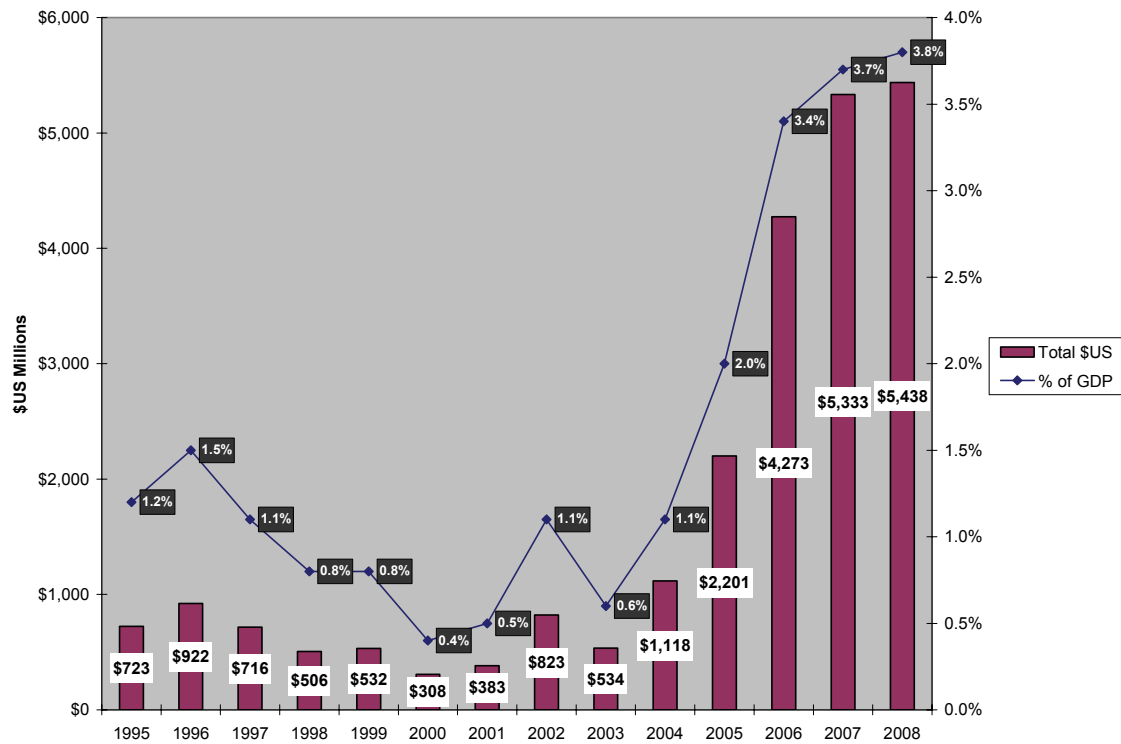


\*Figures based at least in part on estimates

**Annual Exports & Imports of Goods and Services, as % of GDP<sup>29</sup>**



**Annual Foreign Direct Investment, in Total \$US and as % of GDP<sup>30</sup>**



### Multiple of Estimates of Pakistanis Living in Poverty, by Province<sup>31</sup>

	% of Population Living in Poverty		
	1998-99	2001-02	2004-05
<b>Punjab</b>			
Pakistani Government	32%	32%	25%
World Bank	30%	30%	29%
SPDC*	N/A	34%	31%
<b>Sindh</b>			
Pakistani Government	26%	36%	19%
World Bank	26%	37%	22%
SPDC*	N/A	35%	25%
<b>NWFP</b>			
Pakistani Government	41%	42%	27%
World Bank	41%	41%	38%
SPDC*	N/A	40%	37%
<b>Balochistan</b>			
Pakistani Government	22%	36%	28%
World Bank	22%	36%	32%
SPDC*	N/A	49%	34%

\*Social Policy and Development Center, a non-profit policy research institute based in Karachi

### Labor Force Participation Rates by Gender and Province, 2007-08<sup>32</sup>

	Labor Force Participation Rates		
	Men	Women	Total
<b>PAKISTAN</b>	<b>70%</b>	<b>20%</b>	<b>45%</b>
Rural	71%	26%	49%
Urban	67%	8%	39%
<b>Punjab</b>	<b>70%</b>	<b>23%</b>	<b>47%</b>
Rural	71%	29%	50%
Urban	68%	10%	40%
<b>Sindh</b>	<b>71%</b>	<b>15%</b>	<b>45%</b>
Rural	77%	26%	50%
Urban	65%	5%	40%
<b>NWFP</b>	<b>65%</b>	<b>16%</b>	<b>40%</b>
Rural	65%	18%	41%
Urban	65%	7%	36%
<b>Balochistan</b>	<b>67%</b>	<b>10%</b>	<b>42%</b>
Rural	70%	12%	44%
Urban	60%	6%	35%

**Pakistan's Annual Development Program (ADP) Allocations for FATA by Sector, 2001-02 & 2005-06<sup>33</sup>**

SECTOR	AMOUNT (million rupees)		% Change
	2001-02	2005-06	
Education	N/A	1,103	-
Health	456	993	118%
Water supply & sanitation	119	354	197%
Rural development	20	36	80%
Agriculture	10	133	1230%
Livestock & poultry	56	172	207%
Forestry	127	288	127%
Fisheries	1	6	500%
Irrigation, water management & power	30	565	1783%
Roads & bridges	303	686	126%
Physical planning & housing	53	180	240%
Industry	2	3	50%
Mining	3	88	2833%
<b>TOTAL</b>	<b>1,180</b>	<b>4,607</b>	<b>290%</b>

**Consolidated Budget for the FATA Sustainable Development Plan, 2006-2015<sup>34</sup>**

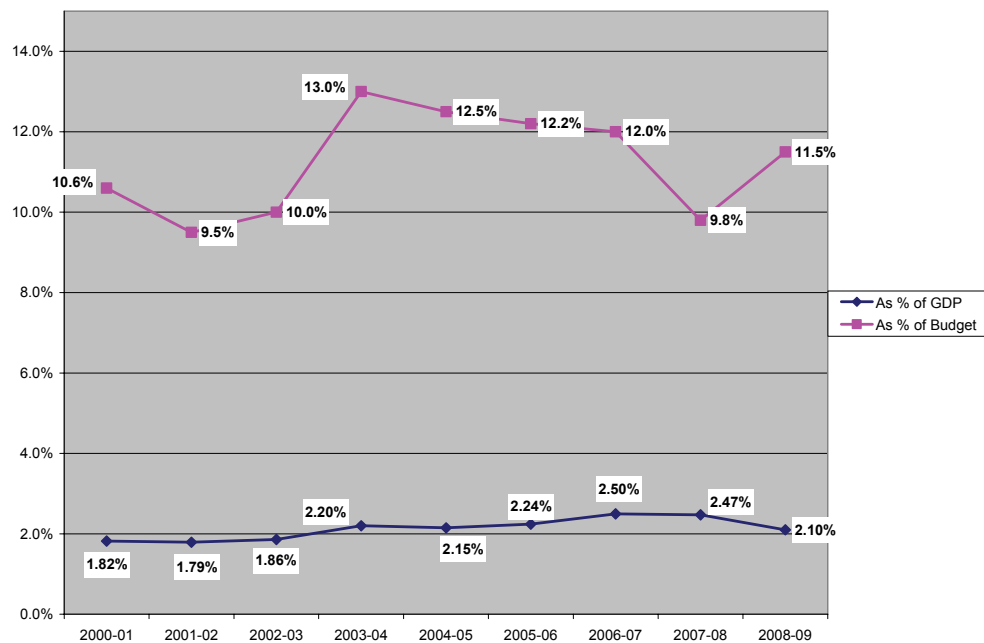
SECTOR	BUDGET (million rupees)		TOTAL
	Years 1-5	Years 6-9	
Education	15,604	12,041	27,645
Health	8,300	5,400	13,700
Water supply & sanitation	2,385	1,655	4,040
Rural development	1,335	515	1,850
Agriculture	5,815	4,300	10,115
Livestock & poultry	1,195	790	1,985
Forestry	4,230	3,320	7,550
Fisheries	435	250	685
Irrigation, water management & power	5,450	3,613	9,063
Roads & bridges	27,825	6,955	34,780
Physical planning & housing	1,000	405	1,405
Industry	2,025	1,395	3,420
Mining	3,310	2,040	5,350
Commerce & trade	36	10	46
Tourism	285	140	425
Skills development	419	210	629
Cross-cutting initiatives	960	460	1,420
<b>TOTAL</b>	<b>80,609</b>	<b>43,499</b>	<b>124,108</b>

**Human Resources in Public Sector Healthcare, FATA<sup>35</sup>**

POSITION	ALLOCATED	OCCUPIED (%)
Specialist	66	65
Medical Officer	435	88
Female	48	44
Dental Surgeon	28	96
Nurse	182	87
Lady Health Visitor	280	91
Medical Technician	453	91
Non-Technical	2,232	97

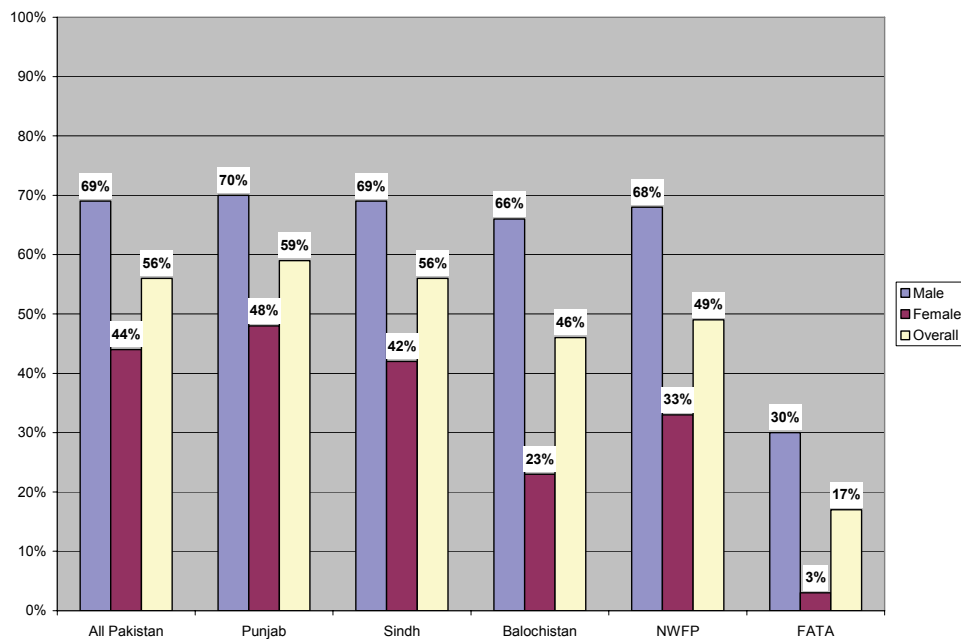
**NOTE:** There are no private hospitals in FATA, although services are offered by private doctors.

### Annual Pakistani Government Spending on Education, as % of GDP and Total Budget, 2000-01 thru 2008-09



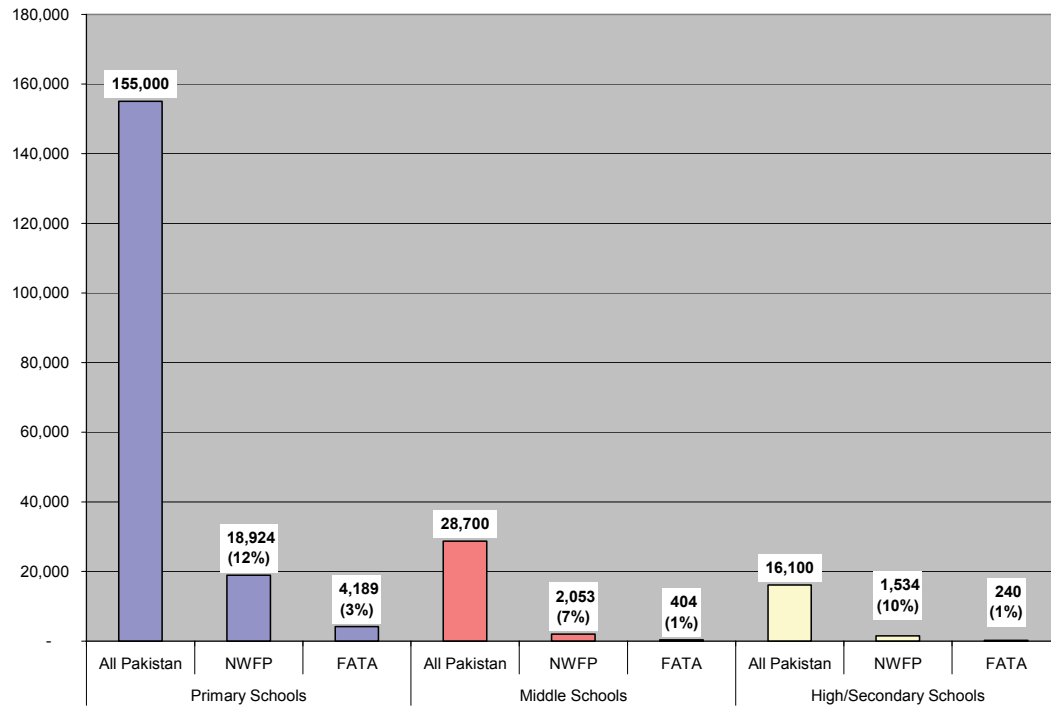
**NOTE:** The United Nations Educational, Scientific and Cultural Organization (UNESCO) recommends that 4% of GDP be spent on education. On September 9, 2009, the Pakistani cabinet approved a policy to raise annual budget allocations for education to 7% of GDP by 2015.<sup>36</sup>

### Literacy Rate for All People Age 10 Years and Above, by Sex and Province<sup>37</sup>

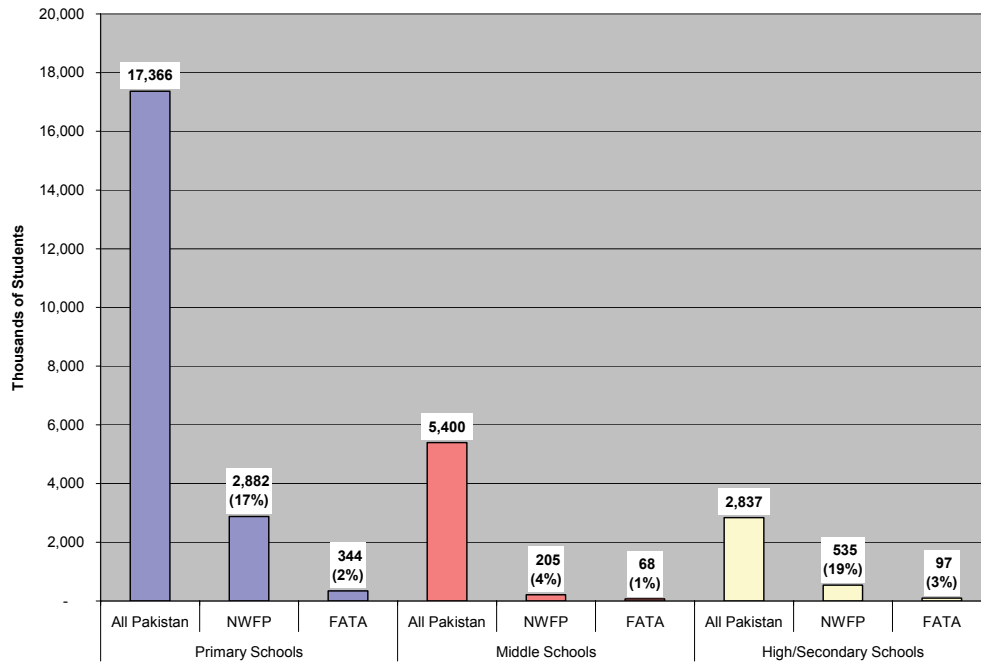


**NOTE:** For all provinces except FATA, data comes from the 2007-08 Pakistan Social and Living Measurement Survey. FATA data comes from the 1998 Census.

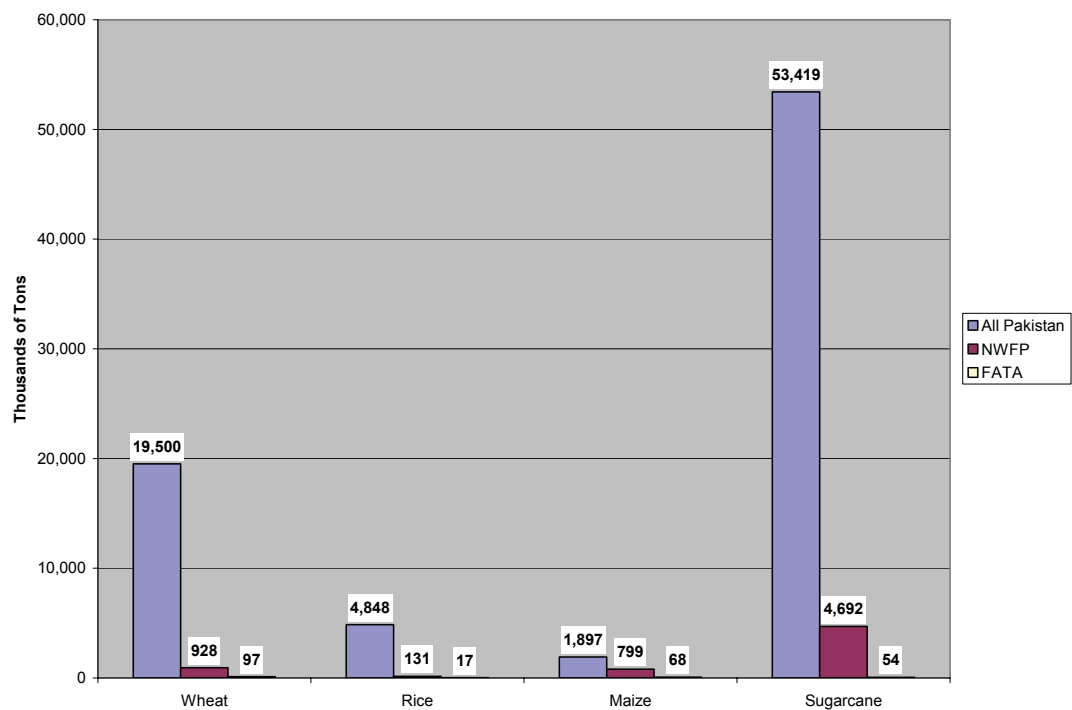
### Number of Government Schools in Pakistan, NWFP and FATA<sup>38</sup>



### Enrollment in Government Schools in Pakistan, NWFP and FATA<sup>39</sup>

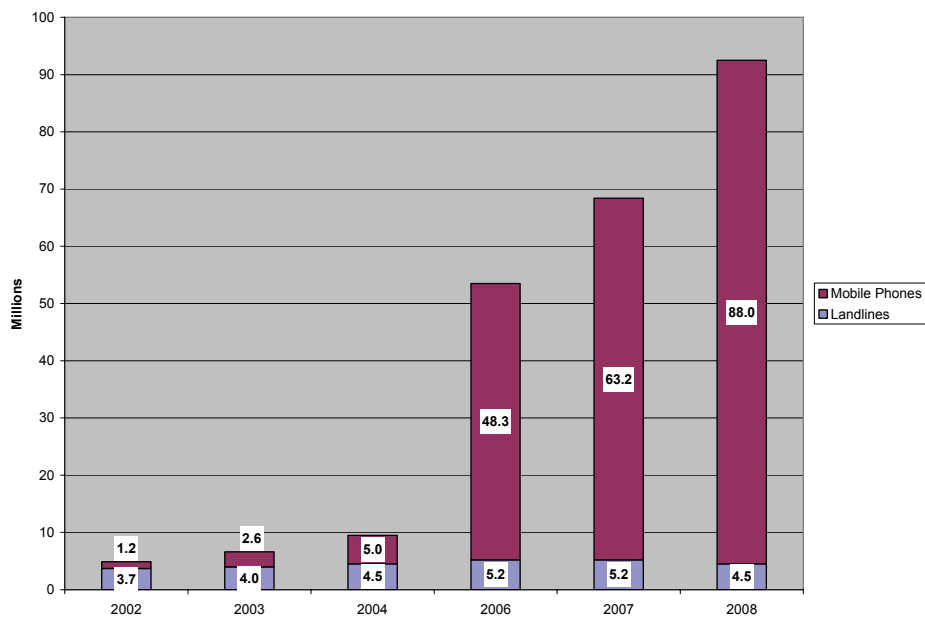


### Major Crop Production in Pakistan, with Contributions from NWFP and FATA<sup>40</sup>



**NOTE:** Figures are from 2003-04, the most recent year for which data is available for FATA.

### Telephones in Use by Type, 2002-2008<sup>41</sup>



**NOTE:** Estimates were not available for 2005



### Major Source of Drinking Water by Province<sup>42</sup>

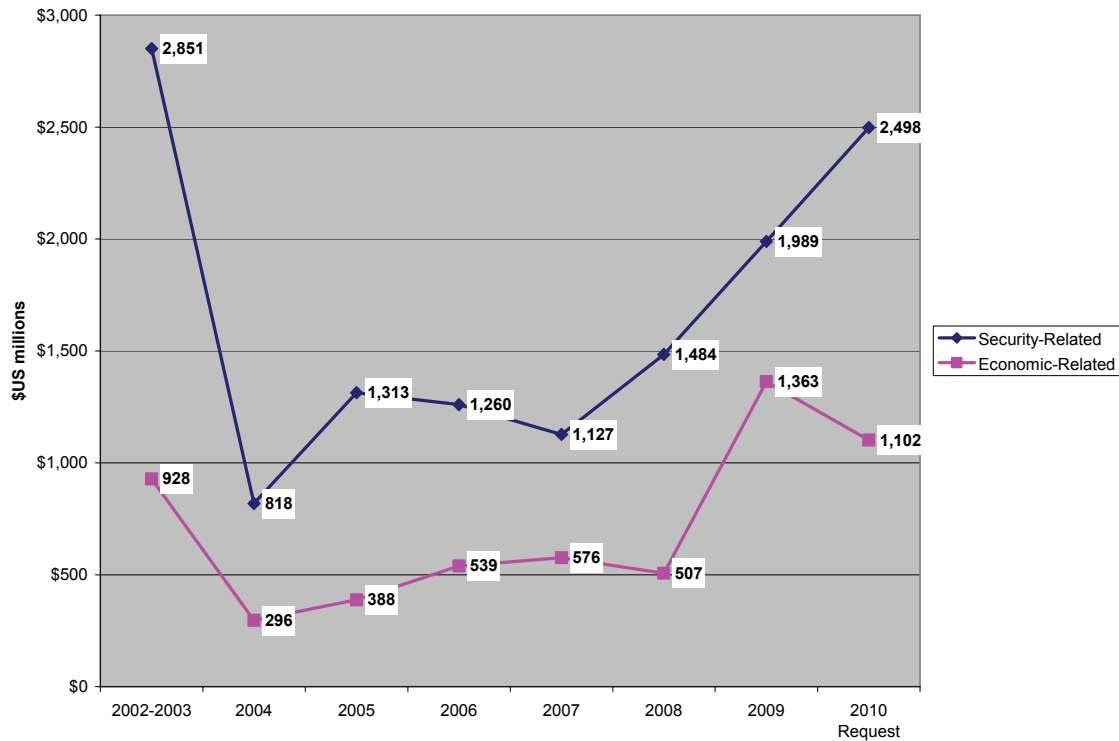
	URBAN	RURAL	TOTAL
<b>Punjab</b>			
Tap Water	51%	18%	28%
Hand Pump	11%	44%	33%
Motor Pump	35%	35%	35%
Dug Well	1%	2%	1%
Other	3%	2%	3%
<b>Sindh</b>			
Tap Water	73%	17%	45%
Hand Pump	10%	57%	33%
Motor Pump	10%	8%	9%
Dug Well	0%	8%	4%
Other	7%	10%	9%
<b>NWFP</b>			
Tap Water	70%	47%	51%
Hand Pump	7%	10%	10%
Motor Pump	14%	12%	12%
Dug Well	7%	14%	13%
Other	2%	17%	15%
<b>Balochistan</b>			
Tap Water	82%	24%	40%
Hand Pump	2%	18%	14%
Motor Pump	6%	7%	7%
Dug Well	1%	19%	14%
Other	9%	32%	25%

**NOTE:** "Other" includes public standpipe and water cellar as well as natural bodies of water (streamss, rivers, etc.)

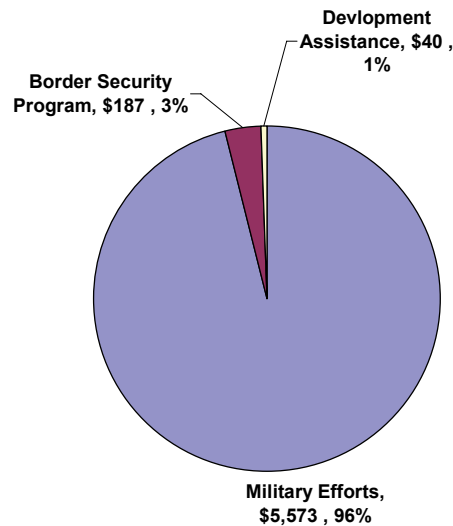
### Type of Toilet Used by Households by Province<sup>43</sup>

	URBAN	RURAL	TOTAL
<b>Punjab</b>			
Flush	95%	62%	73%
Non-Flush	1%	1%	1%
No Toilet	4%	37%	26%
<b>Sindh</b>			
Flush	95%	19%	57%
Non-Flush	4%	51%	28%
No Toilet	1%	30%	15%
<b>NWFP</b>			
Flush	90%	57%	63%
Non-Flush	6%	12%	11%
No Toilet	4%	31%	27%
<b>Balochistan</b>			
Flush	79%	9%	27%
Non-Flush	20%	54%	45%
No Toilet	1%	38%	28%

#### Direct Overt U.S. Aid and Military Reimbursements to Pakistan, FY 2002-FY 2010<sup>44</sup>



#### Percentage of U.S. Funding Directed towards Various Programs in Pakistan's Federally Administered Tribal Areas (FATA) And Border Region, FY 2002-2007<sup>45</sup>



**NOTE:** Total \$ shown in \$US millions. Percentages based on an approximate expenditure of \$5.8 billion. Total aid to Pakistan for this period was approximately \$10.5 billion.

#### International Aid Commitments to Pakistan by Source, 2001-2009<sup>46</sup>

Funding Source	Committed (\$ millions)	Disbursed (\$ millions)
ADB (Asian Development Bank)	9,180	5,606
IMF (International Monetary Fund)	7,634	3,936
WB (World Bank)	4,399	2,488
USA	1,928	1,259
Japan	1,577	516
China	1,395	727
UK	1,033	648
Germany	937	534
Pakistan	824	3.8
IDB (Islamic Development Bank)	435	79
UN (United Nations)	426	200
Unspecified	395	45
Canada	272	109
UAE (United Arab Emirates)	253	1.6
Kuwait	251	0
IFAD (International Fund for Agricultural Development)	180	83
Saudi Arabia	158	147
EC (European Commission)	119	80
Switzerland	97	56
France	88	79
OPEC Fund (Organization of Petroleum Exporting Countries Fund)	81	27
Norway	67	45
Australia	60	30
Oman	54	5
GEF (Global Environment Facility)	30	1.5
Netherlands	28	20
Korea South, Rep.	17	0.0
IFRC (International Federation of Red Cross and Red Crescent Societies)	10	0.0
Thematic Funds of UNICEF	9.2	9.2
Other	6.6	6.2
National Committees for UNICEF	6.0	6.0
Sweden	3.3	0.3
Italy	2.8	1.4
Finland	1.4	0.0
Spain	1.3	0.0
Global Alliance for Vaccines & Immunization (GAVI) Fund	1.2	1.2
Russian Federation	1.0	0.0
Nordic Development Fund	1.0	1.0
Denmark	0.9	0.0
Belgium	0.6	0.6
North Korea	0.3	0.0
Czech Republic	0.3	0.0
Getty Foundation	0.3	0.3
<b>TOTAL</b>	<b>31,964</b>	<b>16,765</b>

**NOTE:** Based on the data provided, it appears that the contribution attributed to Pakistan refers to domestic funds allocated to aid projects.

#### International Aid Commitments to Pakistan by Type, 2001-2009<sup>47</sup>

Funding Type	Committed (\$ millions)	Disbursed (\$ millions)	Expended (\$ millions)
Loan	25,728	13,891	1,453
Grant	5,072	2,853	2,090
Gov of Pakistan Financed	1,164	21	3
<b>TOTAL</b>	<b>31,964</b>	<b>16,765</b>	<b>3,546</b>

**International Aid Commitments to Pakistan by Dedicated Province or District, 2001-2009<sup>48</sup>**

Province or District	Committed (\$ millions)	Disbursed (\$ millions)	Expended (\$ millions)
Country Wide	18,240	10,361	2,005
Punjab	4,689	2,737	478
NWFP	2,716	1,385	122
Sindh	2,467	1,217	414
Balochistan	1,441	878	371
FATA	747	266	37
To be specified	693	90	3
FANA (Federally Administered Northern Areas)	436	180	133
Federal Capital Territory (Islamabad)	340	108	55
AJK (Azad, Jammu and Kashmir)	261	67	26
Unallocated	19	0	0
<b>TOTAL</b>	<b>31,964</b>	<b>16,765</b>	<b>3,546</b>

**International Aid Commitments to Pakistan by Sector, 2001-2009<sup>49</sup>**

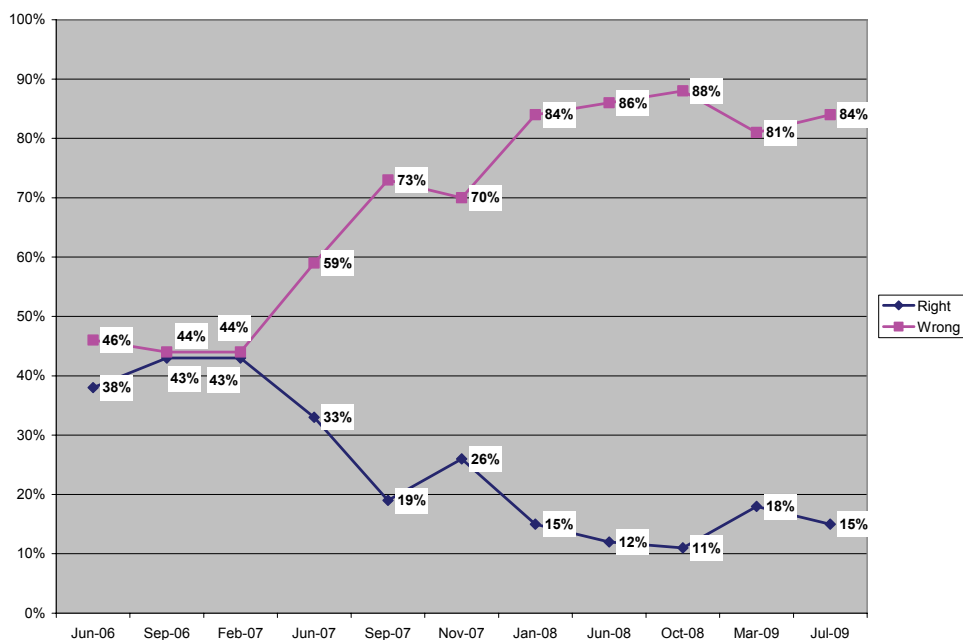
Sector	Committed (\$ millions)	Disbursed (\$ millions)
Balance of Payments / Budgetary Support	9,794	5,865
Energy Generation	4,045	988
Transport	3,458	1,314
Banking, Finance and Insurance	2,387	1,637
Education	2,340	1,244
Health and Nutrition	1,726	1,397
Governance	1,558	1,389
Agriculture and Livestock	1,503	754
Rural Development	1,417	805
Water and Sanitation	745	574
Social Welfare	743	417
To be specified	536	22
Gender and Women Development	505	218
Crisis Prevention and Disaster Reduction	380	351
Environment and Natural Resources	234	52
Urban Development	177	53
Tourism, Culture and Youth Affairs	102	1
Science and Technology	101	1
Population Welfare	97	68
Trade	52	3
Oil and Gas	50	50
Housing and Construction	43	44
Industrial Development	35	26
Information Technology and Telecommunication	18	18
Unallocated	3	0
<b>TOTAL</b>	<b>31,964</b>	<b>16,765</b>

# POLLING & PUBLIC OPINION

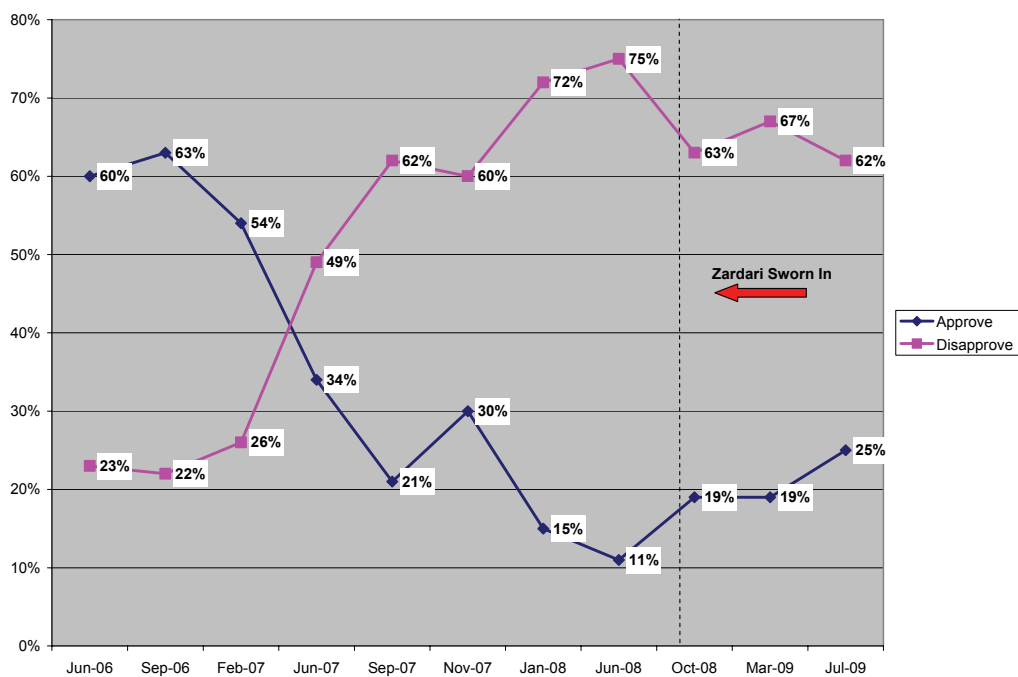
## Pakistan Public Opinion Survey<sup>50</sup>

International Republican Institute, March 2009  
(3,500 adults from throughout the country were interviewed)

**QUESTION:** Do you think Pakistan is headed in the right direction or the wrong direction?

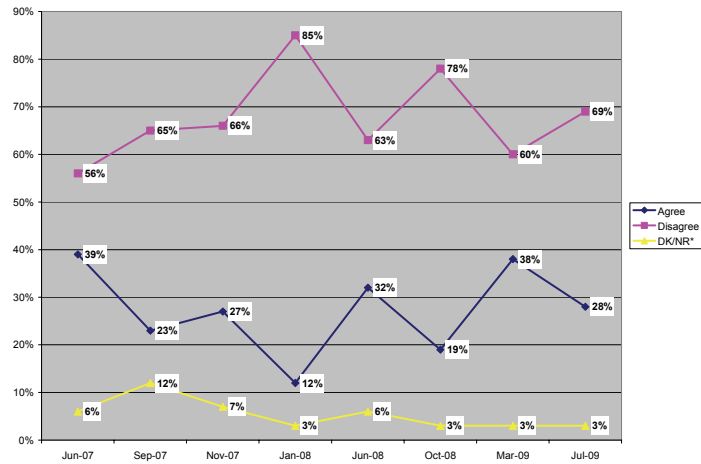


**QUESTION:** Do you approve or disapprove of the job the President is doing?

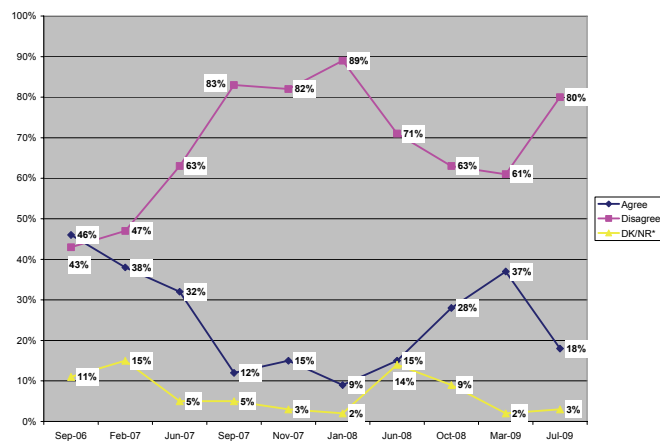


**QUESTION:** Do you agree or disagree with the following statements?

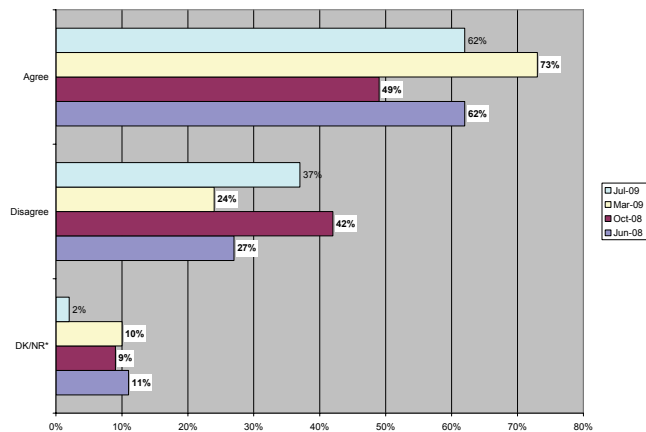
I feel more secure than I did last year



Pakistan should cooperate with the United States in its war against terror.

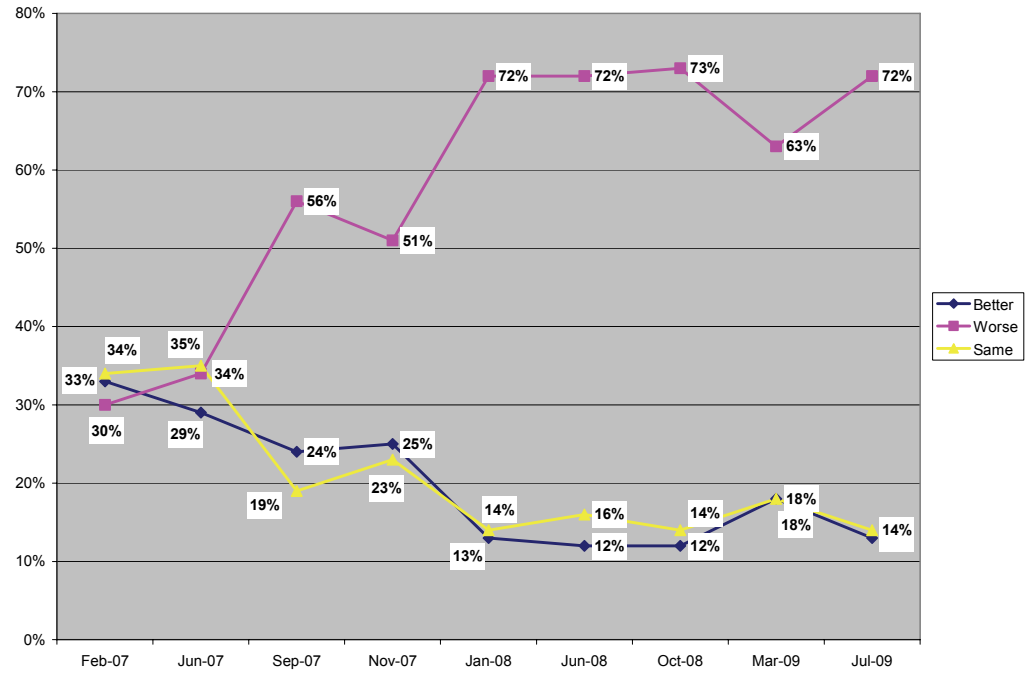


The Army should have no role in the civilian government.



\*"DK/NR": Don't Know or No Response

**QUESTION:** In the past year has your personal economic situation improved, worsened or stayed the same?

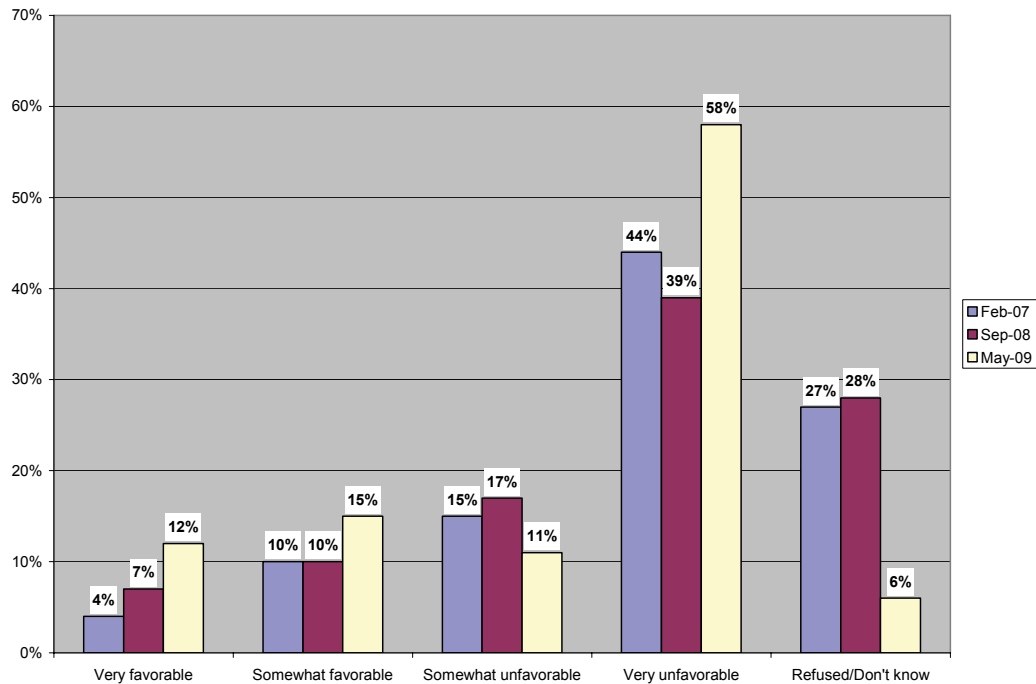


## Pakistani Public Opinion on the Swat Conflict, Afghanistan, and the US<sup>51</sup>

WorldPublicOpinion.org

(1,000 adults from throughout the country were interviewed)

**QUESTION:** What is your opinion of the current US government?



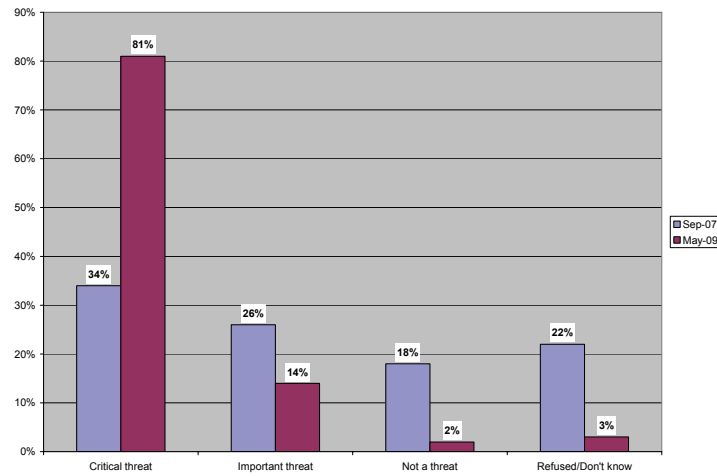
**QUESTION:** How do you feel about al Qaeda?

	February 2007	September 2008	May 2009
I support al Qaeda's attacks on Americans and share its attitudes toward the U.S.	10%	16%	25%
I oppose al Qaeda's attacks on Americans but share many of its attitudes towards the U.S.	6%	15%	34%
I oppose al Qaeda's attacks on Americans and do not share its attitudes towards the U.S.	16%	22%	28%
Refused/Don't know	68%	47%	13%

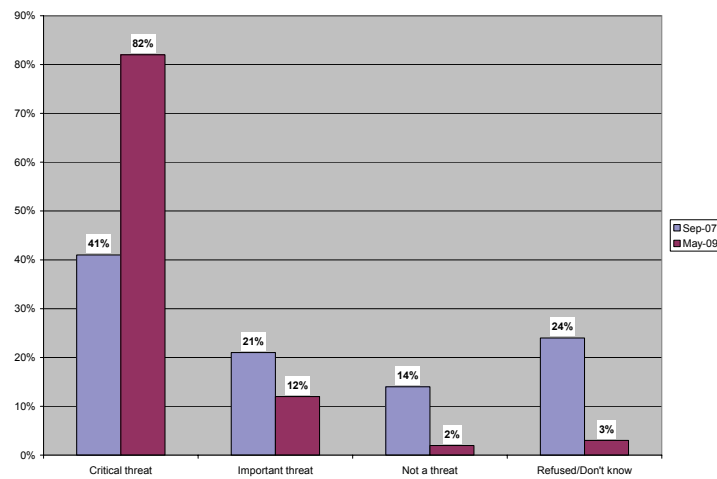


**QUESTION:** Do you view the following as a critical threat, important threat or not a threat?

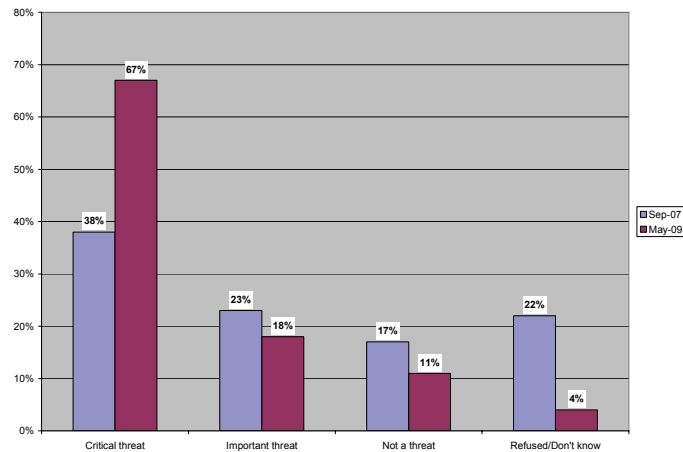
Activities of Islamist militants and local Taliban in FATA and settled areas



Activities of bin Laden's tanzeem (organization), al Qaeda



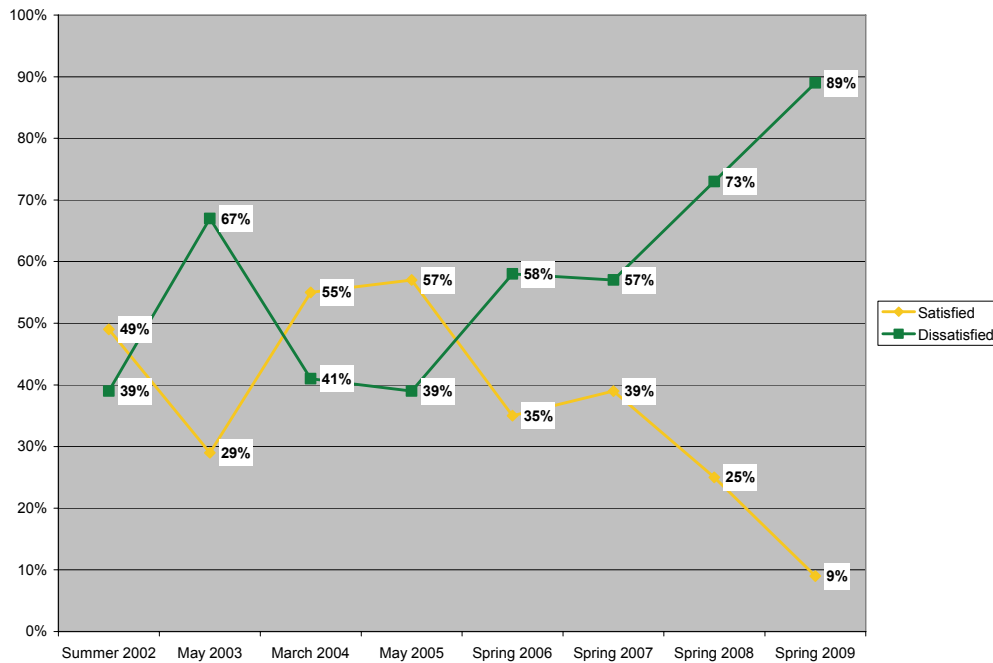
Activities of religious militant groups in Pakistan as a whole



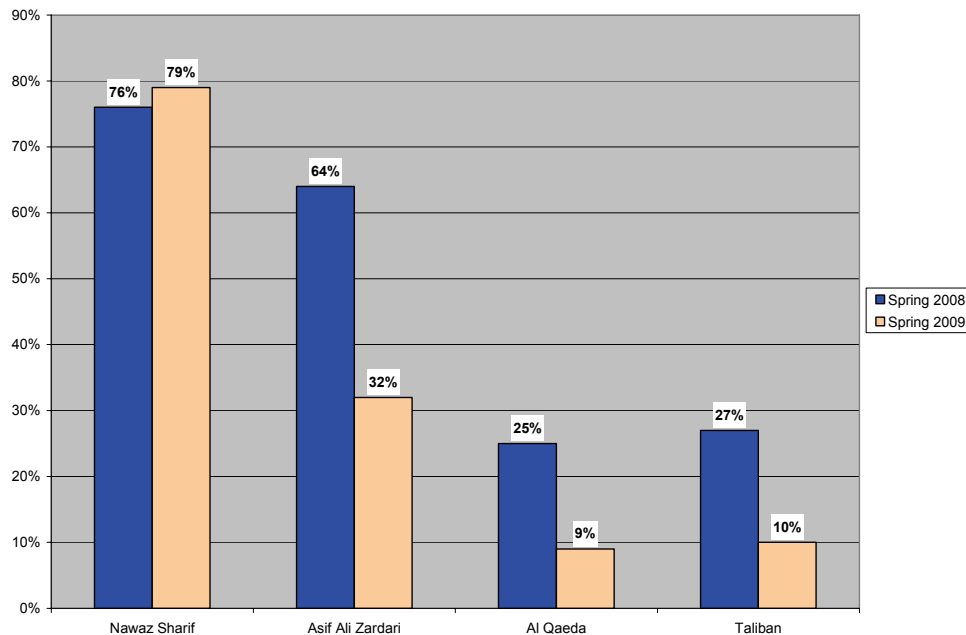
## Pakistani Public Opinion: Growing Concerns about Extremism, Continuing Discontent with the U.S.<sup>52</sup>

The Pew Global Attitudes Project  
(1,197 adults from throughout the country were interviewed)

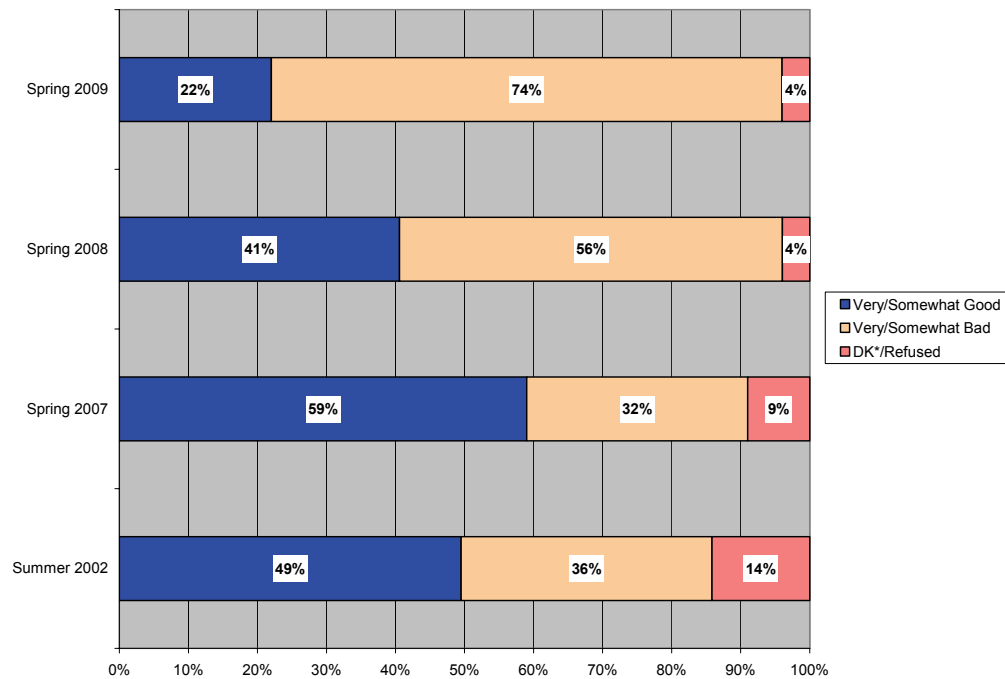
**QUESTION:** Are you satisfied or dissatisfied with the way things are going in Pakistan today?



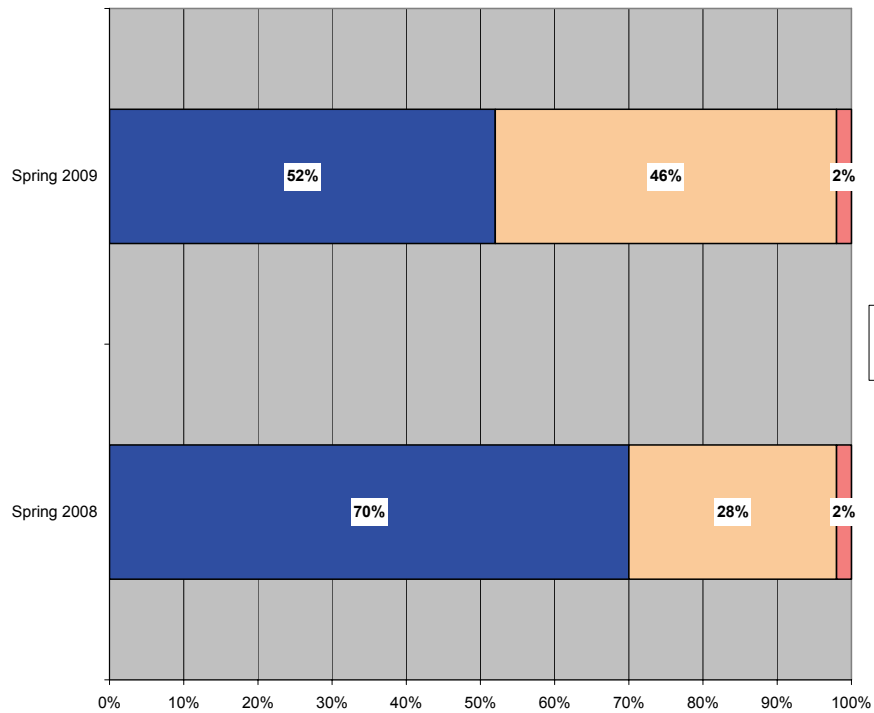
Favorability ratings of various Pakistani political leaders and entities



**QUESTION:** How would you describe the economic situation in Pakistan?

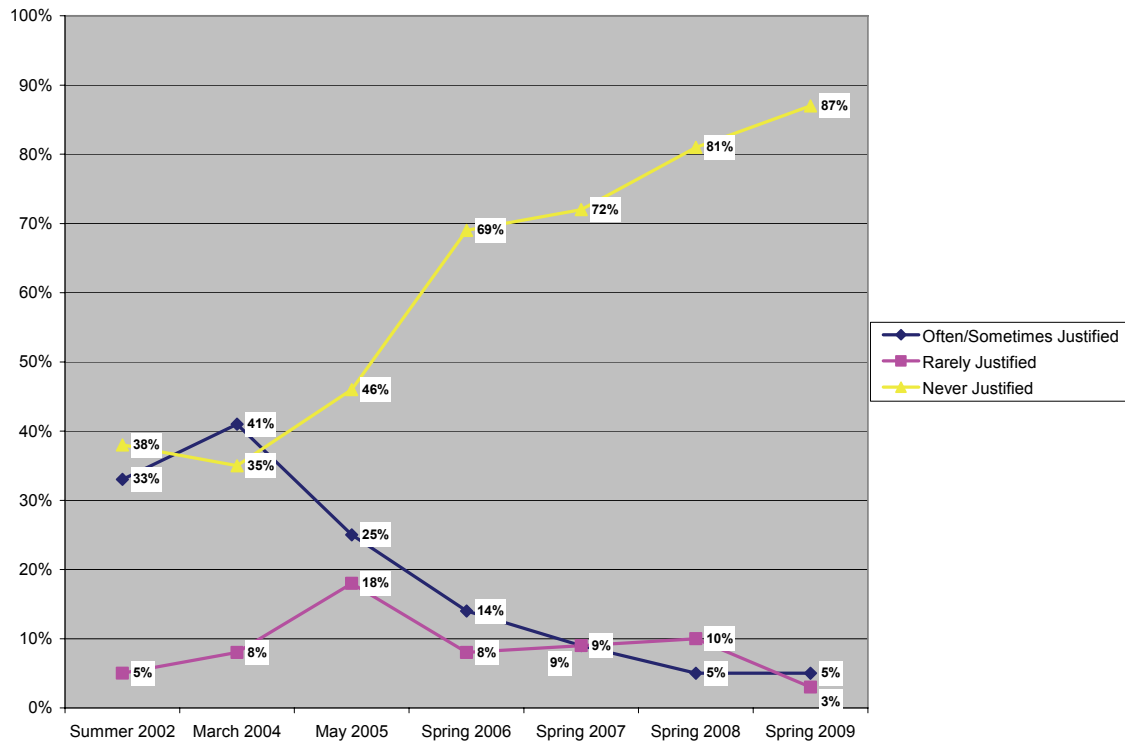


**QUESTION:** How would you describe your personal economic situation?



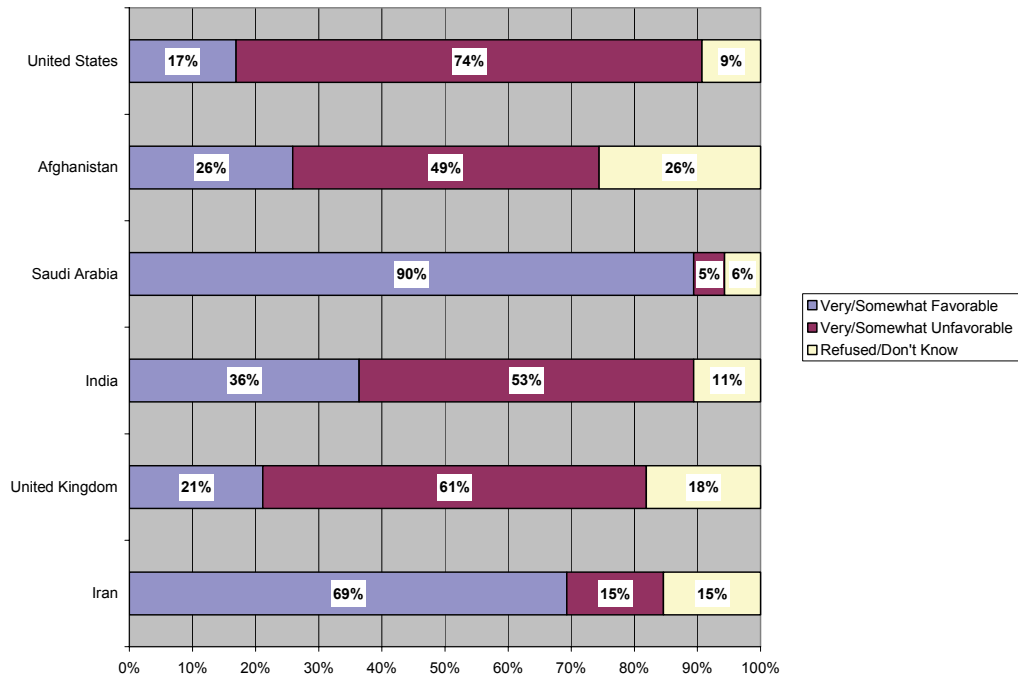
\*"DK": Don't know

**QUESTION:** Do you feel that suicide bombing and other forms of violence against civilian targets are justified in order to defend Islam from its enemies? (Asked to Muslims only)



TERROR FREE TOMORROW/NEW AMERICA FOUNDATION SURVEY, July 2008<sup>53</sup>  
 (1,306 Pakistanis were surveyed throughout the country from May 25-June 1, 2008)

**Question:** What Is Your Opinion Of Each Country?



**NOTE:** Not all line items add up to 100% due to rounding

- <sup>1</sup> Pakistan Institute for Peace Studies, "Pakistan Security Report", October 2008 (and subsequent monthly reports). Accessed at: [http://san-pips.com/index.php?action=reports&id=psr\\_1](http://san-pips.com/index.php?action=reports&id=psr_1)
- <sup>2</sup> Pak Institute for Peace Studies, "PIPS Security Report 2006", "PIPS Security Report 2007", "Pakistan Security Report 2008". Accessed at: [http://san-pips.com/index.php?action=ra&id=psr\\_list\\_1](http://san-pips.com/index.php?action=ra&id=psr_list_1) Pakistan Institute for Peace Studies, "Pakistan Security Report", January 2009 (and subsequent monthly reports). Accessed at: [http://san-pips.com/index.php?action=reports&id=psr\\_1](http://san-pips.com/index.php?action=reports&id=psr_1)
- <sup>3</sup> Pak Institute for Peace Studies, "PIPS Security Report 2006", "PIPS Security Report 2007", "Pakistan Security Report 2008". "Pakistan Security Report 2009", Accessed at: [http://san-pips.com/index.php?action=ra&id=psr\\_list\\_1](http://san-pips.com/index.php?action=ra&id=psr_list_1) Pakistan Institute for Peace Studies, "Pakistan Security Report", January 2009 (and subsequent monthly reports). Accessed at: [http://san-pips.com/index.php?action=reports&id=psr\\_1](http://san-pips.com/index.php?action=reports&id=psr_1) Aryana Institute for Regional Research and Advocacy (AIRRA), "Suicide Attacks in Pakistan 2002-2008". Accessed at: <http://www.airra.org/surveysandstatistics/SuicideAttacksinpak2002-2008.php> Mohammed Nafees, "Data on Military, Drone and Militant Operations: Part I". Accessed at: <http://www.airra.org/surveysandstatistics/MILITARYAGAINSTMILITANCY1&2.pdf>
- <sup>4</sup> Sameer Lalwani, "Pakistani Capabilities for a Counterinsurgency Campaign: A Net Assessment", *New America Foundation*, September 2009. Accessed at: [http://www.newamerica.net/publications/policy/pakistani\\_capabilities\\_counterinsurgency\\_campaign\\_net\\_assessment](http://www.newamerica.net/publications/policy/pakistani_capabilities_counterinsurgency_campaign_net_assessment)
- <sup>5</sup> Ibid.
- <sup>6</sup> Bill Roggio and Alexander Mayer, "Analysis: A look at US airstrikes in Pakistan through September 2009", *The Long War Journal*, October 1, 2009. Accessed at: [http://www.longwarjournal.org/archives/2009/10/analysis\\_us\\_airstrik.php](http://www.longwarjournal.org/archives/2009/10/analysis_us_airstrik.php). Bill Roggio and Alexander Mayer, "Analysis: US air campaign in Pakistan heats up", *The Long War Journal*, January 5, 2010. Accessed at: [http://www.longwarjournal.org/archives/2010/01/analysis\\_us\\_air\\_camp.php](http://www.longwarjournal.org/archives/2010/01/analysis_us_air_camp.php). "At least six killed in two drone attacks in North Waziristan", *DAWN Media Group*, January 1, 2010. "US drone attack kills five in North Waziristan", *DAWN Media Group*, January 4, 2010. Pazir Gul, "Taliban base hit twice by drones; 17 killed", *DAWN Media Group*, January 7, 2010. "US drone strike kills five in Waziristan: officials", *DAWN Media Group*, January 8, 2010. "Drone strike kills four in North Waziristan", *DAWN Media Group*, January 9, 2010. Ismail Khan, "Drone attack targets Hakeemullah Mehsud", *DAWN Media Group*, January 14, 2010. Bill Roggio and Alexander Mayer, "Charting the data for US airstrikes in Pakistan, 2004-2010", *The Long War Journal*, January 14, 2010. Accessed at: <http://www.longwarjournal.org/pakistan-strikes.php>.
- <sup>7</sup> Ibid.
- <sup>8</sup> Ibid.
- <sup>9</sup> Peter Bergen and Katherine Tiedemann, "Revenge of the Drones", *New America Foundation*, October 19, 2009. Accessed at: [http://www.newamerica.net/publications/policy/revenge\\_drones](http://www.newamerica.net/publications/policy/revenge_drones)
- <sup>10</sup> Inter Services Public Relations – Pakistan, "Daily Press Release", October 17, 2009 (and subsequent reports). Accessed at: [http://www.ispr.gov.pk/front/main.asp?o=t-press\\_release&date=2009/10/17](http://www.ispr.gov.pk/front/main.asp?o=t-press_release&date=2009/10/17)
- <sup>11</sup> International Institute of Strategic Studies, "The Military Balance 2009", *Routledge Press*, January 2009, p. 353 (and previous editions). *The World Factbook 2004*, Chapter on Pakistan. Washington, DC: Central Intelligence Agency, 2004.
- <sup>12</sup> World Food Programme, "Return of Internally Displaced Persons as of 16-08-2009" (map). [http://www.internal-displacement.org/8025708F004BE3B1/\(httpInfoFiles\)/8FA1677C2C85273CC1257620005620B0/\\$file/pakistan\\_return\\_of\\_IDP\\_families\\_avg09.pdf](http://www.internal-displacement.org/8025708F004BE3B1/(httpInfoFiles)/8FA1677C2C85273CC1257620005620B0/$file/pakistan_return_of_IDP_families_avg09.pdf) United Nations Office for the Coordination of Humanitarian Affairs (OCHA), "Pakistan Humanitarian Update, Issue 1", October 16, 2009. Accessed at: [http://www.reliefweb.int/rw/RWFiles2009.nsf/FilesByRWDocUnidFilename/MUMA-7WW2J6-full\\_report.pdf/\\$File/full\\_report.pdf](http://www.reliefweb.int/rw/RWFiles2009.nsf/FilesByRWDocUnidFilename/MUMA-7WW2J6-full_report.pdf/$File/full_report.pdf). United Nations Office of the Coordination of Humanitarian Affairs (OCHA), "Humanitarian End of Year Review (Pakistan)", January 13, 2010.
- <sup>13</sup> United Nations Office of the Coordination of Humanitarian Affairs (OCHA), "Pakistan Humanitarian Update #2", October, 30, 2009 (and subsequent reports). Accessed at: <http://unportal.un.org.pk/sites/UNPakistan/HC/OCHA%20Situation%20Reports/Pakistan%20Humanitarian%20Update%20No.%202%20-%2030%20October%202009.pdf>
- <sup>14</sup> United Nations Office for the Coordination of Humanitarian Affairs (OCHA), "Pakistan NWFP Displacement Situation Report #6", June 26, 2009. Accessed at: [http://www.reliefweb.int/rw/RWFiles2009.nsf/FilesByRWDocUnidFilename/MINE-7TD4L2-full\\_report.pdf/\\$File/full\\_report.pdf](http://www.reliefweb.int/rw/RWFiles2009.nsf/FilesByRWDocUnidFilename/MINE-7TD4L2-full_report.pdf/$File/full_report.pdf)
- <sup>15</sup> World Food Programme, "Return of Internally Displaced Persons as of 04-08-2009" (map). Accessed at: <http://www.logcluster.org/pak09a/map-centre>
- <sup>16</sup> *The World Factbook 2009*, Chapter on Pakistan. Washington, DC: Central Intelligence Agency, 2009.
- <sup>17</sup> Government of NWFP Finance Department, "White Paper 2009-10", June 17, 2009, p. 35. Accessed at: <http://www.nwfp.gov.pk/nwfpgov/Gov/WhitePaper2009-10.pdf>
- <sup>18</sup> Government of NWFP Finance Department, "White Paper 2009-10", June 17, 2009, p. 34. Accessed at: <http://www.nwfp.gov.pk/nwfpgov/Gov/WhitePaper2009-10.pdf> Pakistan Federal Bureau of Statistics, "Pakistan Social & Living Standards Measurement Survey 2007-08", June 2009, p. 5. Accessed at: [http://www.statpak.gov.pk/depts/fbs/statistics/pslm2007\\_08/report\\_pslm07\\_08.pdf](http://www.statpak.gov.pk/depts/fbs/statistics/pslm2007_08/report_pslm07_08.pdf)
- <sup>19</sup> National Assembly of Pakistan official website. Accessed at: <http://www.na.gov.pk/intro.htm>
- <sup>20</sup> Pakistani Senate official website. Accessed at: <http://www.senate.gov.pk/>
- <sup>21</sup> Google Insights Search Engine. Accessed at: <http://www.google.com/insights/search/#q=taliban&geo=PK&cmpt=a>
- <sup>22</sup> Press Freedom Index 2007, compiled by "Reporters Without Borders" and released October 16, 2007. Accessible at: [http://www.rsf.org/article.php3?id\\_article=24025](http://www.rsf.org/article.php3?id_article=24025)
- <sup>23</sup> Transparency International Annual CPI reports accessed at: [http://www.transparency.org/policy\\_research/surveys\\_indices/cpi](http://www.transparency.org/policy_research/surveys_indices/cpi)
- <sup>24</sup> Klaus Schwab, "The Global Competitiveness Report, 2009-10", *World Economic Forum*, p. 248 (and previous reports). Accessed at: <http://www.weforum.org/en/media/publications/CompetitivenessReports/index.htm>
- <sup>25</sup> International Monetary Fund, "World Economic Outlook", April 2009, p. 195. Accessed at: <http://www.imf.org/external/pubs/ft/weo/2009/01/index.htm>
- <sup>26</sup> Asia Development Bank, "Asian Development Outlook 2009", p. 210. Accessed at: <http://www.adb.org/Documents/Books/ADO/2009/ado2009.pdf>
- <sup>27</sup> Asian Development Bank, "Key Indicators 2009", August 2009, p. 172. Accessed at: [http://www.adb.org/Documents/Books/Key\\_Indicators/2009/pdf/Key-Indicators-2009.pdf](http://www.adb.org/Documents/Books/Key_Indicators/2009/pdf/Key-Indicators-2009.pdf)
- <sup>28</sup> Asia Development Bank, "Asian Development Outlook 2009", p. 210. Accessed at: <http://www.adb.org/Documents/Books/ADO/2009/ado2009.pdf>

- <sup>29</sup> Asian Development Bank, "Key Indicators 2009", August 2009, p. 180-181. Accessed at: [http://www.adb.org/Documents/Books/Key\\_Indicators/2009/pdf/Key-Indicators-2009.pdf](http://www.adb.org/Documents/Books/Key_Indicators/2009/pdf/Key-Indicators-2009.pdf)
- <sup>30</sup> Asian Development Bank, "Key Indicators 2009", August 2009, p. 226-227. Accessed at: [http://www.adb.org/Documents/Books/Key\\_Indicators/2009/pdf/Key-Indicators-2009.pdf](http://www.adb.org/Documents/Books/Key_Indicators/2009/pdf/Key-Indicators-2009.pdf)
- <sup>31</sup> Government of NWFP Finance Department, "White Paper 2009-10", June 17, 2009, p. 37. Accessed at: <http://www.nwfp.gov.pk/nwfpgov/Gov/WhitePaper2009-10.pdf>
- <sup>32</sup> Government of NWFP Finance Department, "White Paper 2009-10", June 17, 2009, p. 42. Accessed at: <http://www.nwfp.gov.pk/nwfpgov/Gov/WhitePaper2009-10.pdf>
- <sup>33</sup> Government of Pakistan Planning and Development Department, "FATA Sustainable Development Plan: 2006-2015", p. 147. Accessed at: <http://www.fata.gov.pk/downloads/sdp.pdf>
- <sup>34</sup> Ibid.
- <sup>35</sup> Government of Pakistan Planning and Development Department, "FATA Sustainable Development Plan: 2006-2015", p. 38. Accessed at: <http://www.fata.gov.pk/downloads/sdp.pdf>
- <sup>36</sup> Khawar Ghuman, "Education to be allocated seven percent of GDP", Dawn, September 10, 2009.
- <sup>37</sup> Pakistan Ministry of Finance, "Pakistan Economic Survey 2008-09", p. 159. Accessed at: <http://www.finance.gov.pk/admin/images/survey/chapters/10-Education09.pdf>
- <sup>38</sup> Government of Pakistan Planning and Development Department, "FATA Sustainable Development Plan: 2006-2015", p. 11. Accessed at: <http://www.fata.gov.pk/downloads/sdp.pdf>
- <sup>39</sup> Government of Pakistan Planning and Development Department, "FATA Sustainable Development Plan: 2006-2015", p. 25. Accessed at: <http://www.fata.gov.pk/downloads/sdp.pdf> Government of NWFP Finance Department, "White Paper 2009-10", June 17, 2009, p. 5. Accessed at: <http://www.nwfp.gov.pk/nwfpgov/Gov/WhitePaper2009-10.pdf> Pakistan Ministry of Finance, "Pakistan Economic Survey 2008-09", p. 166. Accessed at: <http://www.finance.gov.pk/admin/images/survey/chapters/10-Education09.pdf>
- <sup>40</sup> Government of Pakistan Planning and Development Department, "FATA Sustainable Development Plan: 2006-2015", p. 58. Accessed at: <http://www.fata.gov.pk/downloads/sdp.pdf>
- <sup>41</sup> The World Factbook 2009, Chapter on Pakistan. Washington, DC: Central Intelligence Agency, 2009 (and previous editions).
- <sup>42</sup> Pakistan Federal Bureau of Statistics, "Pakistan Social & Living Standards Measurement Survey 2007-08", June 2009, p. 111. Accessed at: [http://www.statpak.gov.pk/depts/fbs/statistics/pslm2007\\_08/report\\_pslm07\\_08.pdf](http://www.statpak.gov.pk/depts/fbs/statistics/pslm2007_08/report_pslm07_08.pdf)
- <sup>43</sup> Pakistan Federal Bureau of Statistics, "Pakistan Social & Living Standards Measurement Survey 2007-08", June 2009, p. 118. Accessed at: [http://www.statpak.gov.pk/depts/fbs/statistics/pslm2007\\_08/report\\_pslm07\\_08.pdf](http://www.statpak.gov.pk/depts/fbs/statistics/pslm2007_08/report_pslm07_08.pdf)
- <sup>44</sup> K. Alan Kronstadt, "Direct Overt U.S. Aid and Military Reimbursements to Pakistan, FY2002-FY2010", Congressional Research Service, August 2009. Accessed at: <http://www.fas.org/sqp/crs/row/pakaid.pdf>
- <sup>45</sup> GAO-08-622, "Combating Terrorism: The United States Lacks Comprehensive Plan to Destroy the Terrorist Threat and Close Safe Haven in Pakistan's Federally Administered Tribal Areas", April 2008, p. 12. Accessed at: <http://www.gao.gov/new.items/d08622.pdf>
- <sup>46</sup> Pakistan Development Assistance Database (DAD). Accessed at: <http://www.dadpak.org/dad/rc?sessionid=124948383056797>
- <sup>47</sup> Ibid.
- <sup>48</sup> Ibid.
- <sup>49</sup> Ibid.
- <sup>50</sup> International Republican Institute, "Pakistan Public Opinion Survey", May 11, 2009. Accessed at: <http://www.iri.org/newsreleases/2009-05-11-Pakistan.asp>
- <sup>51</sup> Clay Ramsey, Steven Kull, Stephen Weber, Evan Lewis, "Pakistani Public Opinion on the Swat Conflict, Afghanistan, and the US", WorldPublicOpinion.org, July 1, 2009. Accessed at: [http://www.worldpublicopinion.org/pipa/pdf/jul09/WPO\\_Pakistan\\_Jul09\\_rpt.pdf](http://www.worldpublicopinion.org/pipa/pdf/jul09/WPO_Pakistan_Jul09_rpt.pdf)
- <sup>52</sup> The Pew Global Attitudes Project, "Pakistani Public Opinion: Growing Concerns about Extremism, Continuing Discontent with the U.S.", Pew Research Center, August 13, 2009. Accessed at: <http://pewglobal.org/reports/display.php?ReportID=265>
- <sup>53</sup> Terror Free Tomorrow/New America Foundation, Pakistani Public Opinion Poll, Released July 9, 2008. Accessed at: <http://www.terrorfreetomorrow.org/upimages/tft/PakistanPollReportJune08.pdf>