

***Iraq Index***  
*Tracking Variables of*  
*Reconstruction & Security in Post-Saddam Iraq*

<http://www.brookings.edu/iraqindex>

October 13, 2009

Michael E. O'Hanlon  
Jason H. Campbell

For more information please contact Jason Campbell at [jhcampbell@brookings.edu](mailto:jhcampbell@brookings.edu)

# TABLE OF CONTENTS

<u>Tracking the Aftermath of the Surge</u>	<i>Page</i>
Estimated Number of Iraqi Civilian Fatalities by Month, May 2003-Present.....	4
Detailed Explanation of Iraqi Civilian Fatality Estimates by Time Period.....	5
Enemy-Initiated Attacks Against the Coalition and Its Partners, by Week.....	6
Iraqi Military and Police Killed since January 2005.....	6
Weapons Caches Found and Cleared in Iraq, January 2004-Present.....	7
Multiple Fatality Bombings in Iraq.....	8
Killed and Wounded in Multiple Fatality Bombings.....	8
Multiple Fatality Bombings by Type Since January 2007.....	9
Number of Multiple Fatality Bombings Targeting Civilians by Sectarian Group and Month.....	9
Detailed Breakdown of Deaths Associated with Multiple Fatality Bombings in Iraq.....	10
Number and Current Status of Sons of Iraq (SOI's) in Iraq.....	11
Status of the Sons of Iraq by Location (With Monthly Pay).....	11
Progress of Political Benchmarks Agreed upon by the bush Administration and the Iraqi Government.....	12
Authors' Political Benchmark Assessment.....	13

## Security Indicators

U.S. Troop Fatalities since March 2003.....	14
Cause of Death for US Troops.....	15
American Military Fatalities by Category.....	16
U.S. Troops Wounded in Action since March 2003.....	16
British Military Fatalities since March 2003.....	17
Non-U.S. & U.K. Coalition Military Fatalities since March, 2003.....	17
Non-U.S. & U.K. Coalition Military Fatalities by Country since March 2003.....	18
Non-Iraqi Civilian Casualties Killed Monthly since May 2003.....	18
Journalists Killed in Iraq.....	19
Nationalities of Journalists Killed in Iraq.....	19
Circumstances of Journalist Deaths.....	19
Foreign Nationals Kidnapped in Iraq since May 2003.....	20
Iraqi Prison Population.....	21
Estimated Number of Foreigners Illegally Crossing Into Iraq to Support the Insurgency, 2007.....	22
Attacks on Iraqi Oil and Gas Pipelines, Installations, & Personnel .....	22
Coalition Troop Strength in Iraq .....	23
Number of Daily Insurgent Attacks by Province, February 2005-Present.....	24
American Military Helicopters Downed in Iraq .....	24
U.S. Army Troops Deployed to Iraq and Effects of Multiple Deployments on Instances of Post-Traumatic Stress Disorder (PTSD) Within Non-Commissioned Officer Ranks.....	25
Percentage of U.S. Active-Duty Personnel Who Have Served in Iraq or Afghanistan, 2006 & 2008.....	25
Internally Displaced Persons in Iraq.....	26
Migration Indicators.....	26
Number of Iraqi Asylum Applications by Country, 2006 thru 2008.....	26
Robotic Systems Utilized by the U.S. Military in Iraq by Year.....	27
Size of Iraqi Security Forces on Duty .....	28
Iraqi Security Forces Operational Readiness, January 2005-Present.....	29
Index of Political Freedom.....	30
Iraq's Rank in Reporters Without Borders' Annual Index of Press Freedom, 2003-2008.....	30
Iraq's Rank in Transparency International's Annual Corruption Perceptions Index (CPI).....	30
Political Parties in Iraq.....	31
Council Seats in New Iraqi Legislature.....	31
Current Membership & Status of Iraqi Cabinet.....	32

## Economic & Quality of Life Indicators

Fuel.....	33
Monthly Oil Revenue from Exports, June 2003-Present.....	34
Year-to-Date Comparison of Oil Revenue from Exports, 2003-2009.....	34
Electricity.....	35
Debt Owed by the Iraqi Government to Various Lenders, Pre-2003 vs. 2009.....	36
Government of Iraq Annual Budget, 2005-2009.....	36
Government of Iraq Annual Spending, 2005-2009.....	37
Gross Domestic Product Estimates and Projections, 2002-2008.....	37
Consumer Price index Year-to-Year Percentage Change, 2004-2007.....	37
Annual Value of Iraqi Imports and Exports, 2000-2007 (\$ billions).....	38
Estimated Appropriations Provided for Operations Iraqi Freedom, FY 2003-2009 Bridge.....	38
Estimated Availability of Essential Services, February 2008 & February 2009.....	39
Estimated Amount of Foreign Direct Investment (FDI) Attracted in Iraq per Month.....	39
Telephone subscribers.....	40
Trained Judges.....	40
Internet subscribers.....	41
Doctors in Iraq.....	41
Education Indicators – Enrollment.....	41

**Polling/Politics**

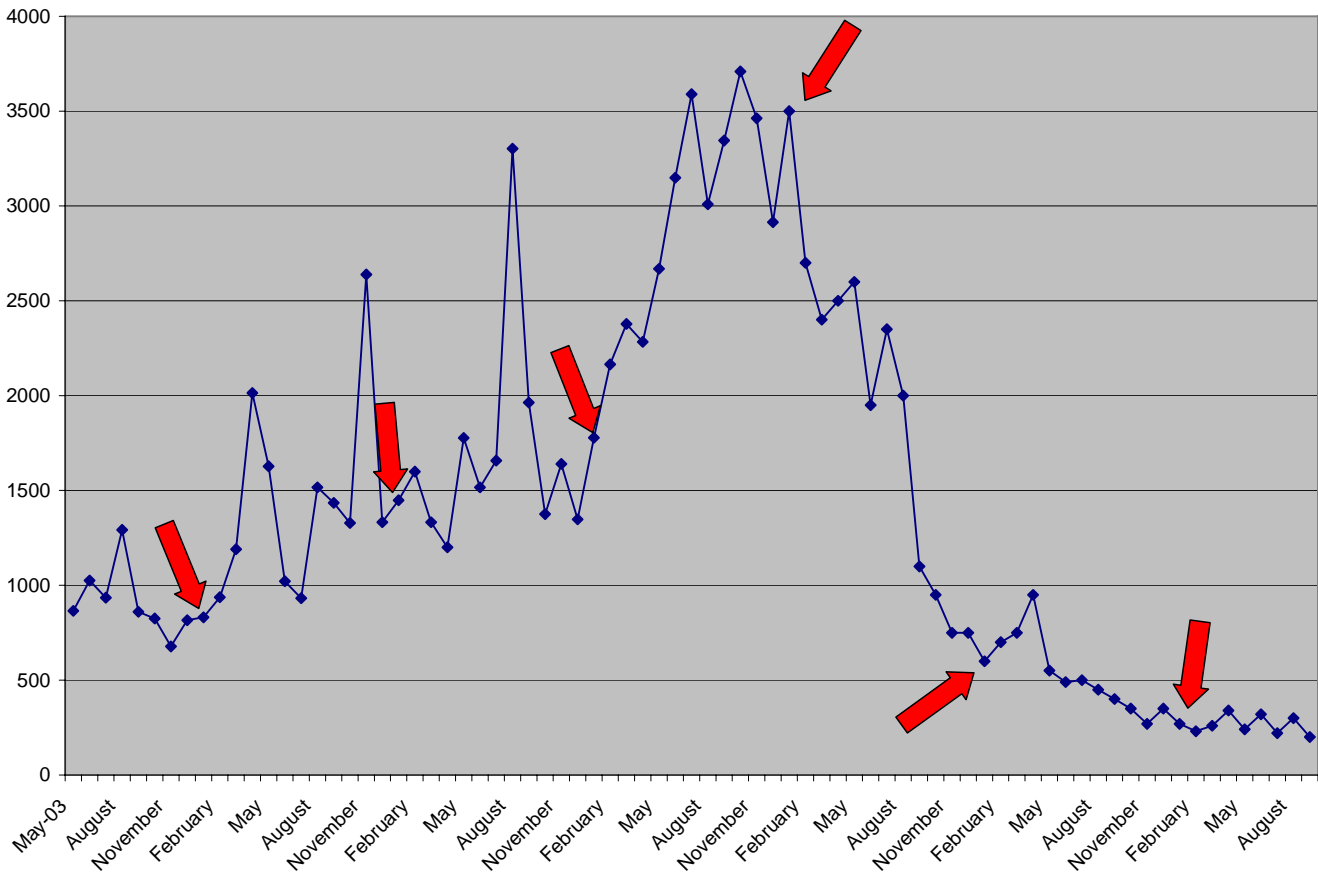
Iraq: Where Things Stand 2009.....**UPDATED**.....42


**NOTE ON THE METHODOLOGY OF THE IRAQ INDEX:**

Although the footnotes to the Iraq Index document our sources in detail, it is worth noting here a few broad points. The majority of our information comes from the U.S. Government, though we must often analyze it and process it further to show trends over the full period since Saddam Hussein fell in 2003. Some information comes from foreign journalists on the ground and from nongovernmental organizations; a very modest amount to date comes from Iraqi sources. Most tables and charts are straightforward representations of data as we obtain it from the above primary sources, with only modest further analysis and processing required. However, a few graphics, such as those on crime and unemployment rates, require more methodological work (and more assumptions) on our part—and are as a result also perhaps somewhat less precise than most of the tables and charts.

**TRACKING THE AFTERMATH OF THE SURGE**

**ESTIMATED NUMBER OF IRAQI CIVILIAN FATALITIES BY MONTH, MAY 2003-PRESENT**



 Signifies the start of a new calendar year

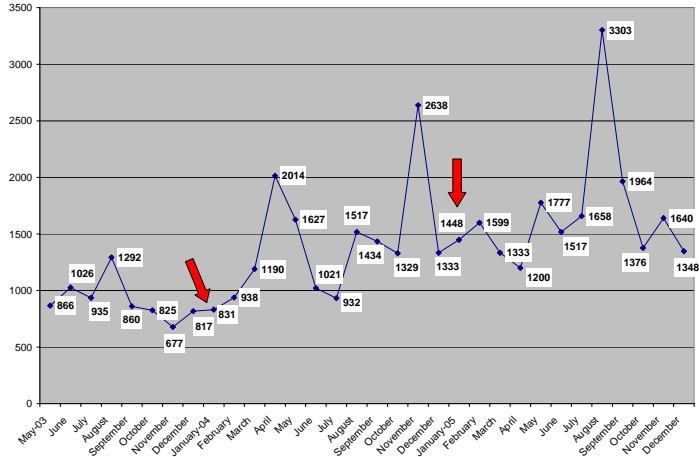
**NOTE ON THIS GRAPH:** See subset graphs on following page for exact monthly figures and explanations regarding sources and methodologies for various time periods.

**NOTE ON OTHER CIVILIAN FATALITY ESTIMATE<sup>1</sup>:**

In its January 31, 2008 issue, *The New England Journal of Medicine* published a study carried out by the Iraq Family Health Survey Study Group in which they estimated the number of violent civilian deaths in Iraq from March 2003 through June 2006. Based on a survey of 1,086 household clusters throughout Iraq, they estimated that there were 151,000 such deaths during this period. Though monthly totals were not made available, the estimated number of deaths per day were broken into various time periods as follows: March 2003-April 2004, 128; May 2004-May 2005, 115; June 2005-June 2006, 126.

**DETAILED EXPLANATION OF IRAQI CIVILIAN FATALITY ESTIMATES BY TIME PERIOD**

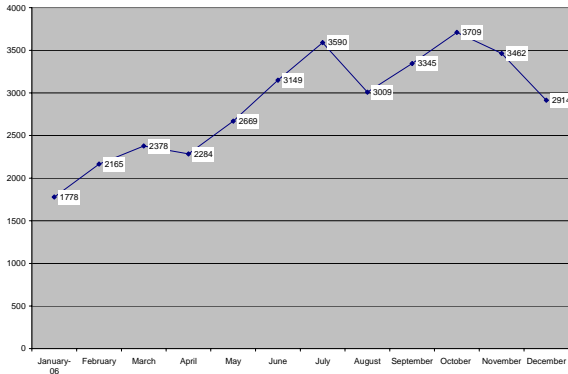
**MAY 2003-DECEMBER 2005<sup>2</sup>**



Signifies the start of a new calendar year

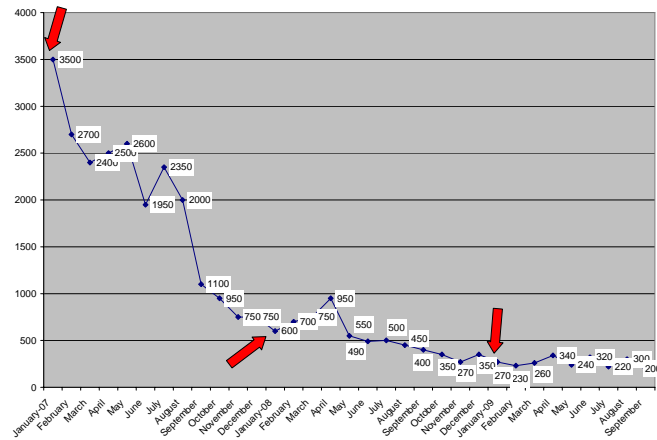
**NOTE ON THIS GRAPH:** In previous editions of the *Iraq Index*, attempts were made to distinguish between those civilian fatalities caused by acts of war and those caused by other violent means for this time period. These estimates have now been combined in order to provide a consistent comparison with subsequent years where it became evident that making such a distinction was not feasible. See endnote for more specific detail as to how these estimates were calculated.

**JANUARY-DECEMBER 2006<sup>3</sup>**



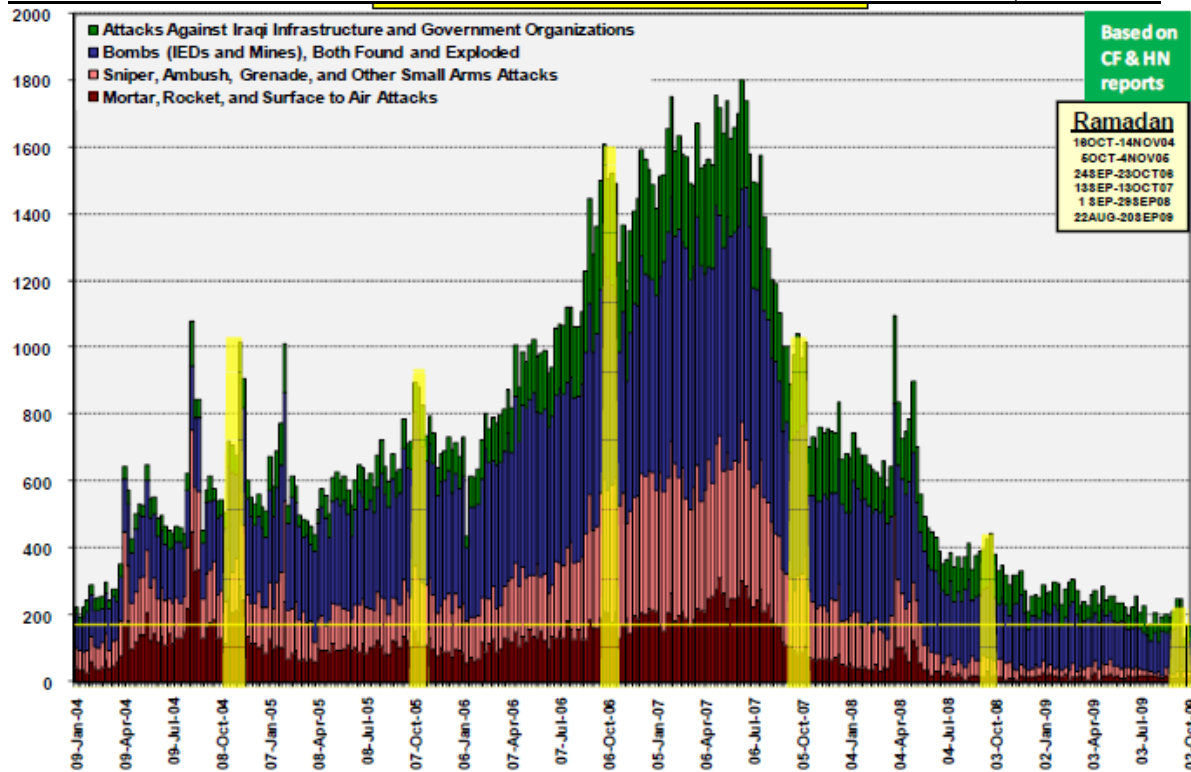
**NOTE ON THIS GRAPH:** Our estimates from January-December 2006 are based upon the numbers published in the UN Assistance Mission for Iraq, “Human Rights Report: 1 May–30 June, 2006” and subsequent reports. This data combines the Iraq Ministry of Health’s tally of deaths counted at hospitals with the Baghdad Medico-Legal Institute’s tally of deaths counted at morgues.

**JANUARY 2007-PRESENT<sup>4</sup>**

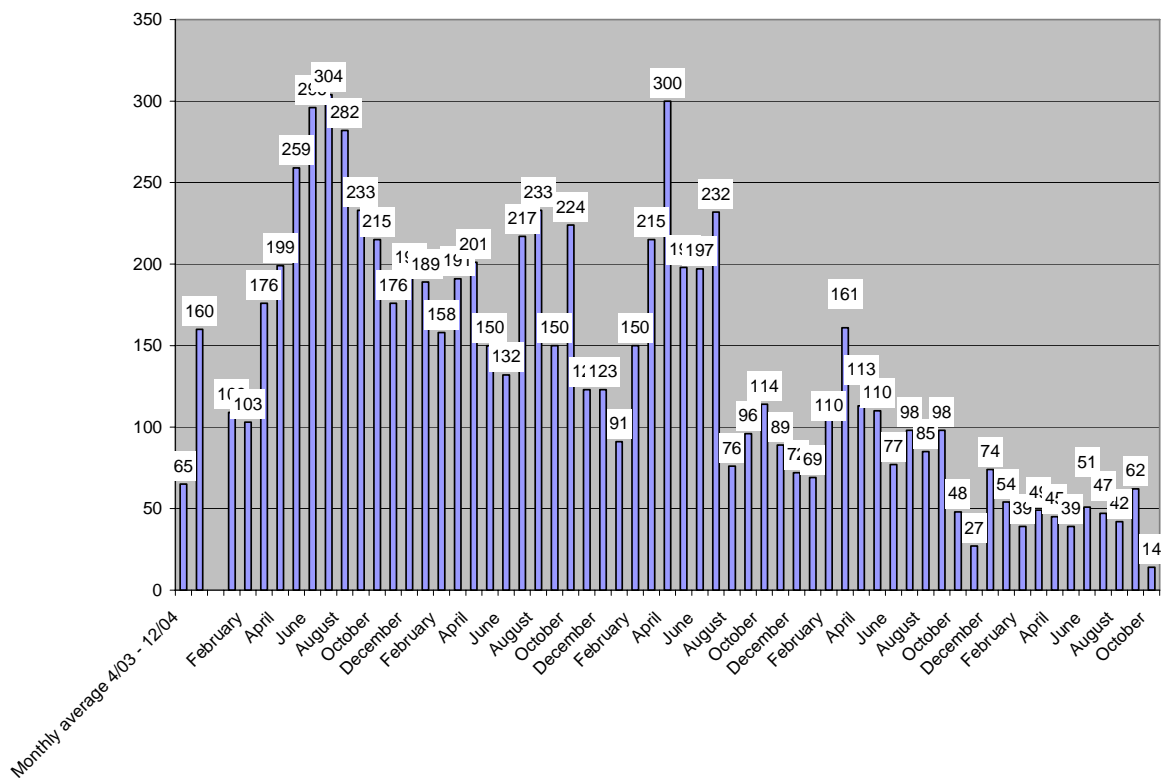


**NOTE ON THIS GRAPH:** Figures for January-August 2007 are approximations based on a graph presented by Gen. David Petraeus during Congressional testimony given on September 10-11, 2007 and reprinted in the U.S. Department of State’s “Iraq Weekly Status Report” dated September 12, 2007. Updates for subsequent months have been provided by the U.S. Department of Defense.

## ENEMY-INITIATED ATTACKS AGAINST THE COALITION AND ITS PARTNERS, BY WEEK<sup>5</sup>



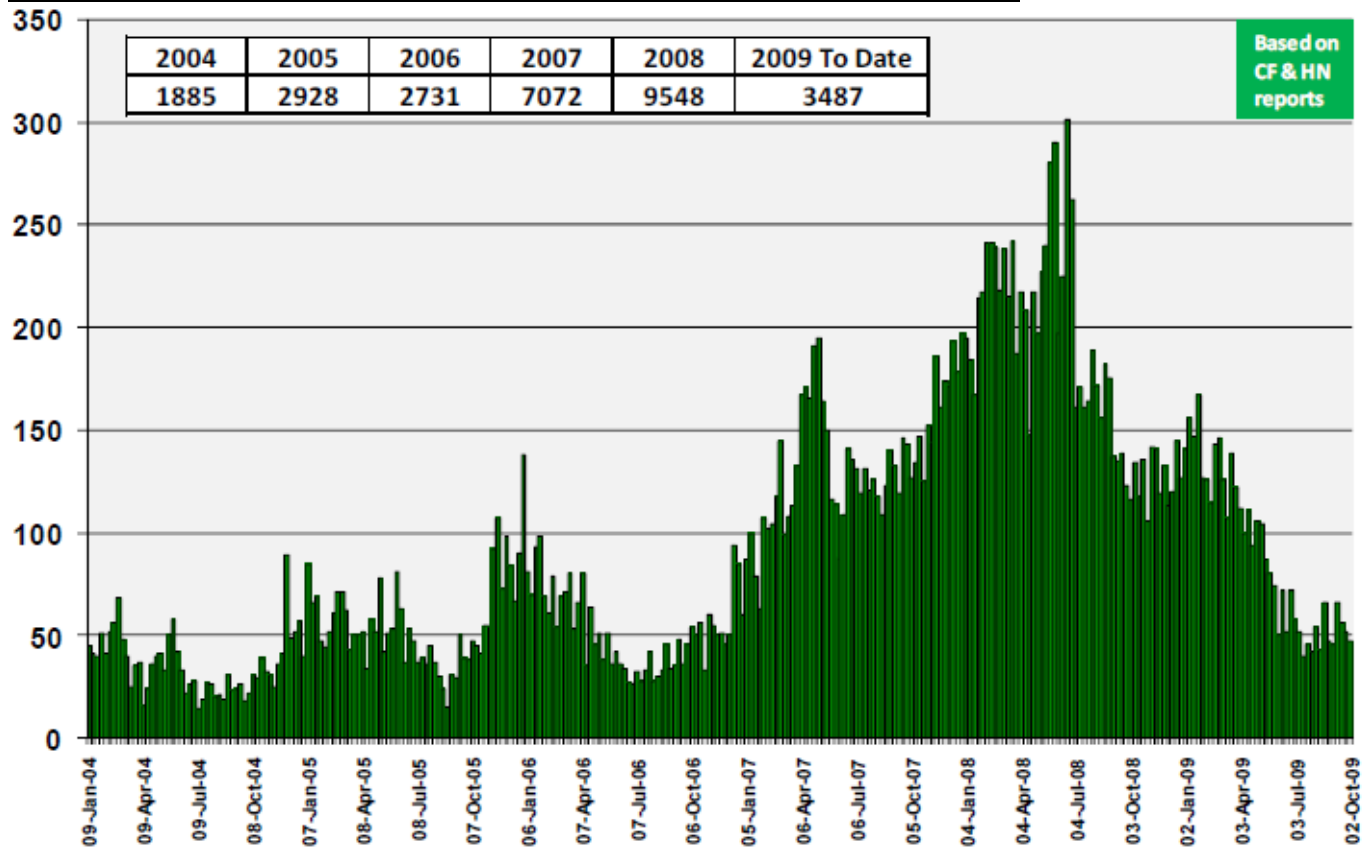
## IRAQI MILITARY & POLICE KILLED MONTHLY<sup>6</sup>



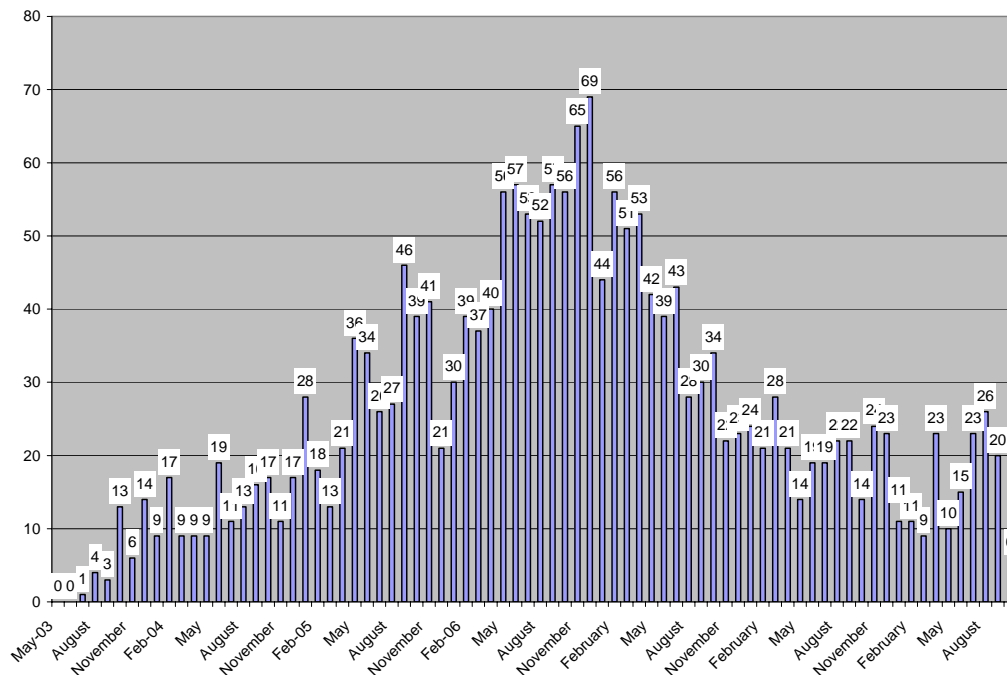
### Total June 2003 through October 13, 2009: 9,278

**1,300 Iraqi military and police were killed between June 2003 and January 4, 2005** according to Iraqi Minister of Interior Falah Hasan Al-Naqib. "Iraqi Officers, Police Members Killed so Far Total 1,300," Kuwait News Agency (KUNA) January 4, 2005. Maj. Gen. Joseph Peterson, the top American police trainer in Iraq, noted through his spokesperson that 1,497 Iraqi police officers were killed and 3,256 wounded in 2005. Eric Schmitt, "2,000 More MPs Will Help Train the Iraqi Police," *New York Times*, January 16, 2006.

**WEAPONS CACHES FOUND AND CLEARED IN IRAQ, JANUARY 2004-PRESENT<sup>7</sup>**

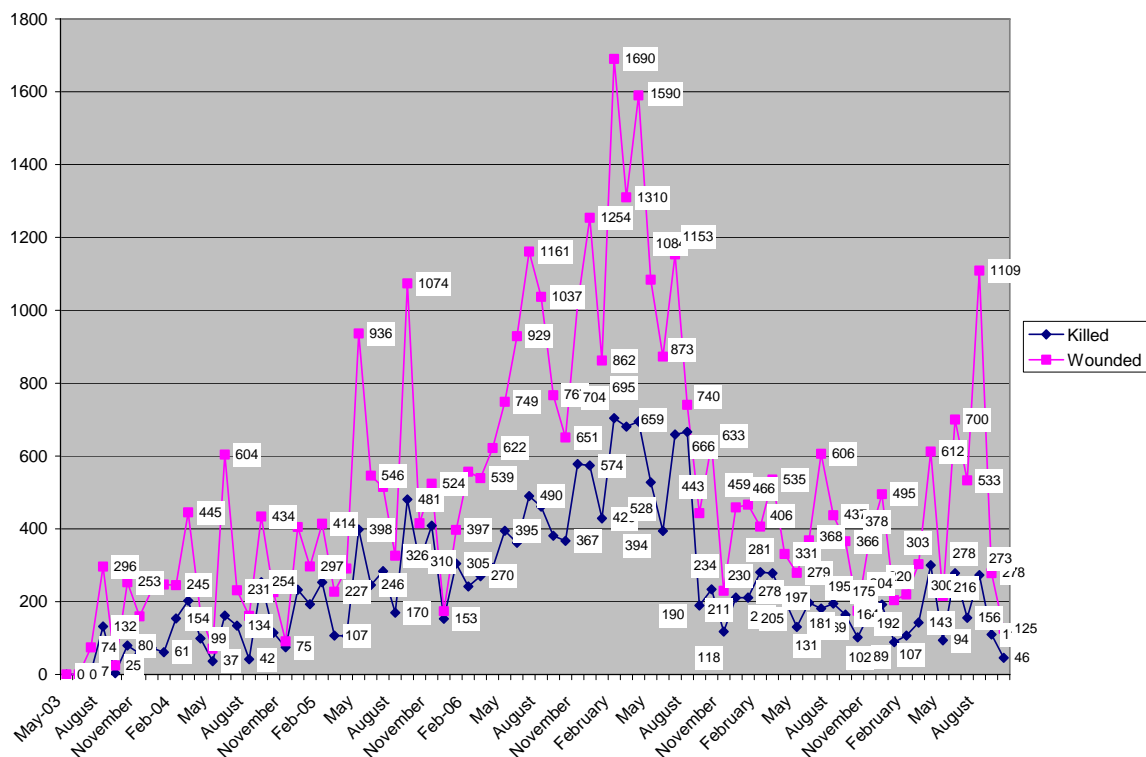


**MULTIPLE FATALITY BOMBINGS<sup>8</sup>**



**Total as of October 12, 2009: 2,029 (of which at least 728 (35.9%) were suicide bombings)**

**KILLED AND WOUNDED IN MULTIPLE FATALITY BOMBINGS<sup>9</sup>**



**Total as of October 12, 2009:**

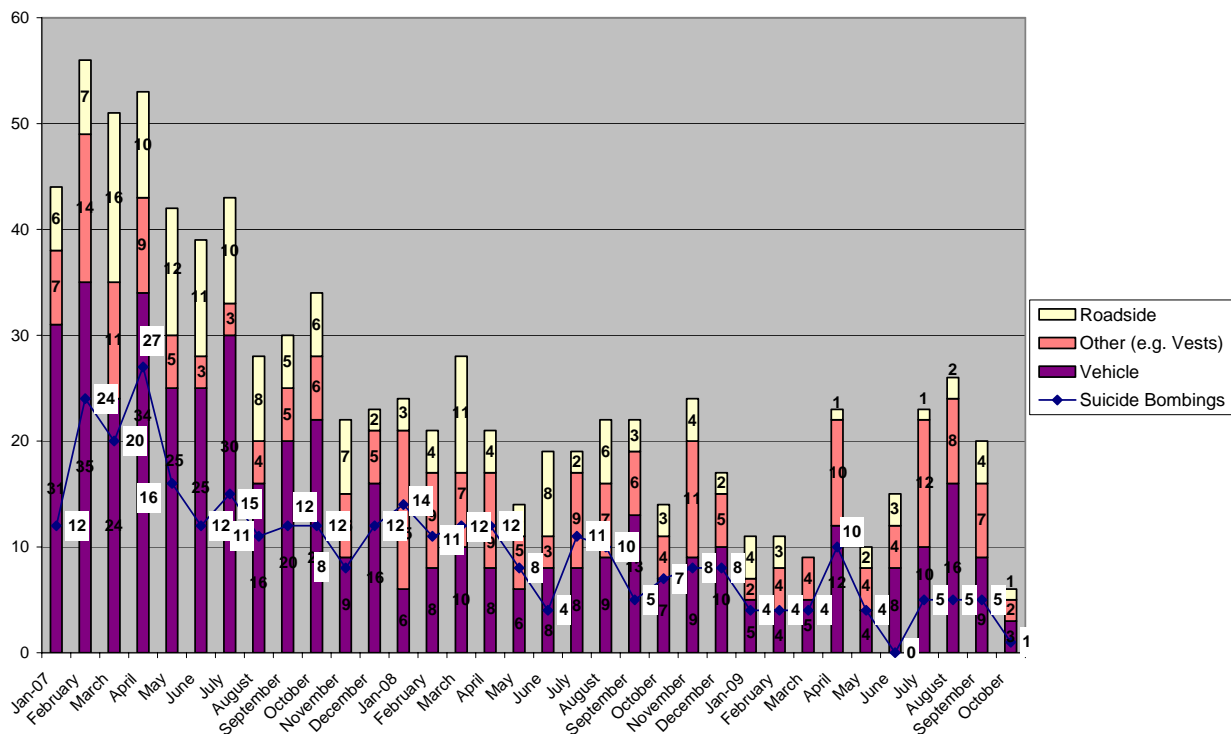
**Killed: 19,162**

**Wounded: 39,996**

**NOTE ON MULTIPLE FATALITY BOMBINGS AND KILLED AND WOUNDED IN MULTIPLE FATALITY BOMBINGS TABLES:** Included as data for these graphs are any bombings (including IEDs / roadside bombs) that caused at least three fatalities. The data on multiple fatality IED / roadside bombs are estimates and may have a margin of error of +/- one bomb and approximately five fatalities and five wounded.

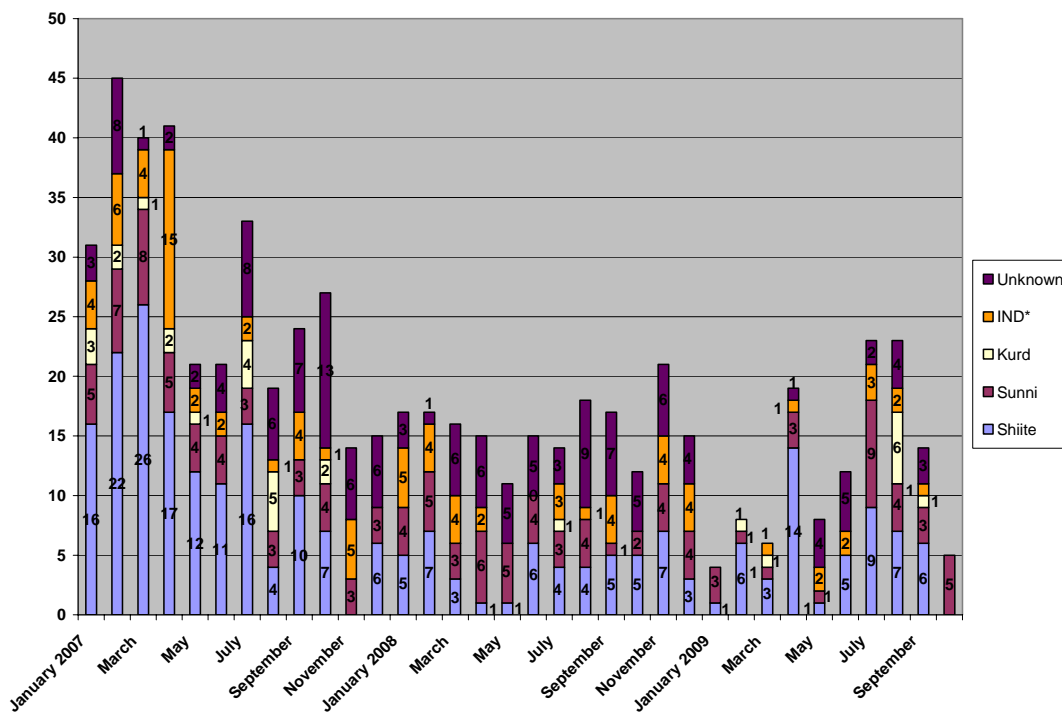


**MULTIPLE FATALITY BOMBINGS BY TYPE, SINCE JANUARY 2007<sup>10</sup>**



**Total from January 1, 2007 to October 12, 2009** NOTE ON THIS GRAPH: The count of suicide bombings refers to the ratio of the total represented by the bar graph, and should not be double-counted. In most cases, “Other” refers to suicide vest bombs but can also refer to bombs that do not fit into the other two categories, such as those left in trash cans, under market stalls, etc. By definition, “Roadside” bombs cannot be carried out by a suicide attacker.

**NUMBER OF MULTIPLE FATALITY BOMBINGS TARGETING CIVILIANS, BY SECTARIAN GROUP AND MONTH<sup>11</sup>**



\*IND: Indiscriminate

**Total from January 1, 2007 to October 12, 2009** NOTE ON THIS GRAPH: Iraqi civilians were the primary target for each multiple fatality bombing illustrated. Those classified as “Shiite”, “Sunni” or “Kurd” were bombings that either directly targeted that sectarian group or occurred in an area reported to be predominantly composed of that sectarian group. “Indiscriminate” bombings took place in areas of a mixed sectarian population and those classified as “Unknown” did not have the sectarian grouping or exact location reported.

**DETAILED BREAKDOWN OF DEATHS ASSOCIATED WITH MULTIPLE FATALITY BOMBINGS IN IRAQ,  
SINCE JANUARY 2007<sup>12</sup>**

	Shiite	Sunni	Kurd	IND*	Unknown	Iraqi Security Forces	US/Coalition Forces	Iraqi Government	MONTHLY/ ANNUAL TOTALS
Jan 2007	285	23	28	33	10	40	10	0	429
Feb	459	70	11	46	36	76	10	0	708
March	493	78	30	26	4	6	34	0	671
April	413	80	24	107	10	32	28	0	694
May	180	53	22	54	16	97	32	74	528
June	180	28	0	23	16	102	28	17	394
July	326	47	134	32	31	75	5	0	650
Aug	61	64	411	6	46	43	17	8	656
Sept	70	19	0	34	36	21	10	0	190
Oct	40	21	15	6	75	66	0	8	231
Nov	0	16	0	24	26	35	7	10	118
Dec	68	50	0	0	36	56	1	0	211
<b>2007 TOTAL</b>	<b>2,575</b>	<b>549</b>	<b>675</b>	<b>391</b>	<b>342</b>	<b>649</b>	<b>182</b>	<b>117</b>	<b>5,480</b>
Jan 2008	32	38	0	88	16	25	12	0	211
Feb	113	68	0	83	3	7	7	0	281
March	75	11	0	111	15	51	15	0	278
April	3	79	0	45	44	34	0	0	205
May	9	39	0	0	48	30	5	0	131
June	86	45	0	0	18	23	10	15	197
July	38	20	25	34	13	44	0	7	181
Aug	38	50	0	25	36	45	1	0	195
Sept	60	4	0	32	24	38	0	6	164
Oct	39	15	0	0	22	10	0	16	102
Nov	44	22	0	46	27	16	0	14	169
Dec	29	22	0	78	19	41	0	3	192
<b>2008 TOTAL</b>	<b>566</b>	<b>413</b>	<b>25</b>	<b>542</b>	<b>285</b>	<b>364</b>	<b>50</b>	<b>61</b>	<b>2,306</b>
Jan 2009	38	30	0	0	0	21	0	0	89
Feb	72	3	16	0	0	9	5	0	105
March	41	8	27	33	0	34	0	0	143
April	231	18	0	5	8	33	5	0	300
May	34	7	0	27	14	6	6	0	94
June	188	0	0	52	25	6	0	7	278
July	66	36	0	39	9	6	0	0	156
August	66	18	57	87	25	20	0	0	273
September	29	11	22	3	14	28	3	0	110
October	0	43	0	0	0	3	0	0	46
<b>2009 TOTAL</b>	<b>765</b>	<b>174</b>	<b>122</b>	<b>246</b>	<b>95</b>	<b>166</b>	<b>19</b>	<b>7</b>	<b>1,594</b>
<b>SUBSET TOTAL</b>	<b>3,906</b>	<b>1,136</b>	<b>822</b>	<b>1,179</b>	<b>722</b>	<b>1,179</b>	<b>251</b>	<b>185</b>	<b>9,380</b>

**NOTE ON THIS TABLE:** Totals shown correlate directly with the reported deaths of the attacks illustrated in the above graph. This does not necessarily mean that each fatality was a member of that sectarian group, only that the bombing either targeted that group or occurred in an area in which that group was in the majority.

**NUMBER AND CURRENT STATUS OF SONS OF IRAQ (SOI) IN IRAQ<sup>13</sup>**

**BROAD FIGURES**

<b>CURRENT NUMBER OF SOI's...</b>	
<b>Remaining in Program</b>	<b>83,575</b>
<b>Transitioned Since October 2008</b>	<b>11,875</b>
Iraqi Security Forces	4,565
Non-Security Employment	7,310
<b>Transitioned Before October 2008</b>	<b>11,141</b>
Iraqi Security Forces	8,777
Non-Security Employment	2,364
<b>Pre-SOI Program Transitions</b>	<b>8,206</b>

**AS OF: SEPTEMBER 2009**

**STATUS OF SOI HANDOVER TO IRAQI GOVERNMENT**

<b>LOCATION OF SOI GROUP(S)</b>	<b>DATE OF TRANSFER</b>	<b>NUMBER OF SOI's</b>
<b>Baghdad and immediate vicinity</b>	<b>October 1, 2008</b>	<b>~51,000</b>
<b>Diyala/Qadisiyah Provinces</b>	<b>January 1, 2009</b>	<b>~11,000</b>
<b>Anbar/Babil/Wasit Provinces</b>	<b>February 1, 2009</b>	<b>~12,000</b>
<b>Ninewa/Tamim/Salahuddin Provinces</b>	<b>April 1, 2009</b>	<b>~20,000</b>

**AS OF: APRIL 2009**

**NOTE ON THESE CHARTS:** The majority of the estimated 25,000 volunteers that formed the Awakening Movement in Anbar province are NOT included in the above U.S. figures. The phrase "Sons of Iraq", refers to Iraqi civilians who have volunteered to ally with U.S. forces in providing security against insurgents and militias at the local level. Thus far the Iraqi central government has been reluctant to integrate SOI's into official security forces. As a result, the U.S. military is launching a new civilian job corps to transition some SOI's from security to civil projects.

**STATUS OF THE SONS OF IRAQ BY LOCATION (WITH AVERAGE MONTHLY PAY)<sup>14</sup>**

<b>LOCATION</b>	<b>MEMBER TOTAL</b>	<b>AVERAGE MONTHLY PAY</b>	<b>GROWTH RATE (MAY-JULY 2008)</b>
MND-Baghdad	30,630	\$236	-161
MND-North	30,692	\$368	3,121
MND-West	4,867	\$181	190
MND-Central	35,345	\$299	-86
MND-Central South	2,002	\$171	0
<b>TOTALS</b>	<b>103,536</b>	<b>\$293*</b>	<b>3,064</b>

**NOTE:** "MND" stands for Multi-National Division and refers to the areas of operation as set forth by U.S.-Coalition forces.

**AS OF: JUNE 2008**

\*Weighted average

**PROGRESS OF POLITICAL BENCHMARKS AGREED UPON BETWEEN THE BUSH ADMINISTRATION AND THE IRAQI GOVERNMENT, AS WELL AS OTHER SIGNIFICANT POLITICAL DEVELOPMENTS<sup>15</sup>**

<b>Political Benchmark</b>	<b>Current Status</b>	<b>Potential Hurdles</b>
Oil Revenue Sharing	<p>February 2007: Draft law passed in the Cabinet but not yet voted on in Parliament</p> <p>May 2007: During the week of May 21, officials from the Kurdish Regional Government will arrive in Baghdad to discuss differences with central-government authorities.</p>	Iraq Federation of Oil Unions has come out against the draft, as has the Iraqi National slate, led by former PM Ilyad al-Allawi
Reversing de-Baathification	<p>May 2007: Iraqi VP Tariq al-Hashemi announced that proposals for revising the law would be submitted to parliament during the week of May 21.</p> <p>November 2007: Increased participation in fostering security by Sunni groups commonly known as "Concerned Local Citizens" has resulted in some de facto accommodations</p> <p>January 2008: Iraqi Parliament passes a bill allowing for the reinstatement of low-level Baath Party members for certain government jobs. The legislation also allows for those former Baathists with high-level jobs to receive a pension.</p>	November 2007: Members of parliament loyal to Moqtada al-Sadr vehemently objected to the latest proposed legislation approved by the Cabinet
New election laws	No progress thus far	
Schedule provincial elections	<p>July 2007: PM Nouri al-Maliki stated publicly that provincial elections would be held by the end of calendar year 2007.</p> <p>September 2008: The Iraqi Parliament passed a provincial elections law that sets a deadline of January 31, 2009 for their completion. This covers all provinces except Tamim (Kirkuk) where the ethno-sectarian composition of the council will be decided at a later date.</p>	September 2008: The current provincial election law allows for 25% of all seats to go to women. However, the quotas for ethnic and religious minorities that were included in 2005 were not renewed.
Disbanding militias	No political progress thus far, although Coalition and Iraqi security forces have engaged and detained militia members	
Plan of national reconciliation	February 2008: The Iraqi parliament passed an amnesty bill that will benefit thousands of mostly Sunni prisoners currently in Iraqi custody. This must now be approved by the presidency council.	June 2008: The Amnesty Law began implementation March 2, 2008. As of May 1, nearly 17,000 detainees have been approved for release.
Amending the Constitution to address Sunni concerns	The parliament's constitutional reform committee voted on May 15, 2007, to submit a set of revisions to lawmakers the week of May 21. However, the controversial issues of the rights of provinces to form powerful regions (similar to that of the Kurds) and references to Iraq's Arab identity are yet to be debated.	

**AS OF: November 5, 2008** The benchmarks listed above were taken from a letter from Secretary of State Condoleezza Rice to Senator Carl Levin sent in January 2007 as mentioned in *Newsweek's* April 2, 2007 edition.

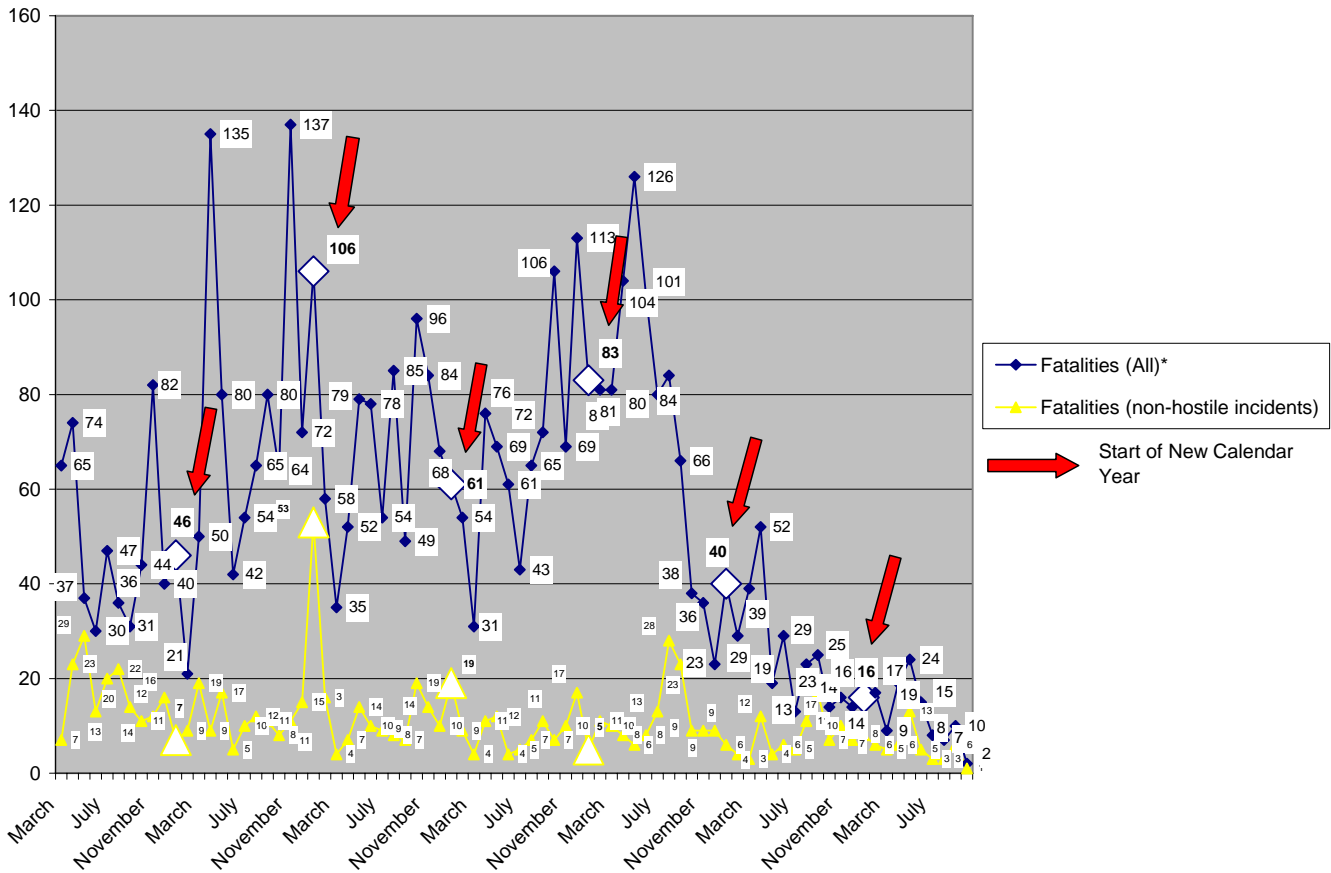
**AUTHORS' POLITICAL BENCHMARK ASSESSMENT**

<b>BENCHMARK</b>	<b>SCORE</b>
<b>2009 Budget</b>	<b>1.0</b>
<b>Pension Law</b>	<b>1.0</b>
<b>Purging Extremists from Government</b>	<b>1.0</b>
<b>Provincial Powers Act</b>	<b>1.0</b>
<b>Provincial Election Legislation</b>	<b>1.0</b>
<b>Reformed De-Ba'athification Legislation</b>	<b>0.5</b>
<b>Amnesty Law</b>	<b>0.5</b>
<b>Distribution of Federal Funding to Provinces</b>	<b>0.5</b>
<b>Sons of Iraq Employment Program</b>	<b>0.0</b>
<b>Kirkuk Referendum/Resolution</b>	<b>0.0</b>
<b>Hydrocarbons Law</b>	<b>0.0</b>
<b>TOTAL</b>	<b>6.5/11</b>

**NOTE ON THIS TABLE:** Each category may receive a score of 0, 0.5 or 1 with the best possible score being 11. We accord a 1 for the pensions law, and for the 2008 budget. We then estimate half points for six categories: passing of the reformed de-Baathification law (which may or may not work out as well as intended in the actual implementation), purging extremists from the government (which is going fairly well but largely at U.S. insistence and cajoling), hiring Sons of Iraq into the security forces (again, going well, but there is some interest from the Shia-led government in limiting the number of Sons of Iraq who can join security forces as opposed to gaining other types of government jobs), passing of the amnesty law (again, the law is promising, but implementation is key), central government sharing of money with the provinces (far better than before, but still needing to progress further), and passing of the provincial powers act (recently passed, but also recently vetoed, leaving it in some limbo). We accord the Iraqis 0 for resolving Kirkuk, for creating a permanent hydrocarbons law, and for passing a provincial election law.

# SECURITY INDICATORS

## U.S. TROOP FATALITIES SINCE MARCH 19, 2003<sup>16</sup>



**Total from March 19, 2003 (start of major combat operations) through October 13, 2009:**

Fatalities (all kinds): **4,352**

Fatalities in hostile incidents: **3,474**

Fatalities in non-hostile incidents: **878**

\* In order to determine the monthly fatalities from hostile incidents, subtract the blue data point from the corresponding yellow data point.

**NOTE ON U.S. TROOP FATALITIES SINCE MARCH 19, 2003 TABLE:**

The daily Department of Defense casualty reports that we use for our monthly estimates on U.S troops killed doesn't make entirely clear when in a 24 hour period casualties were incurred. Since the reports are published 10 AM daily, there is the possibility that our numbers for January 2005 and onwards are slightly off due to uncertainties about whether casualties occurred on the first and last day of each month. We have chosen to interpret the numbers in the casualty report as representing fatalities that occurred throughout the previous day. Total fatalities include seven civilians working for the Department of Defense.

**CAUSE OF DEATH FOR US TROOPS<sup>17</sup>**

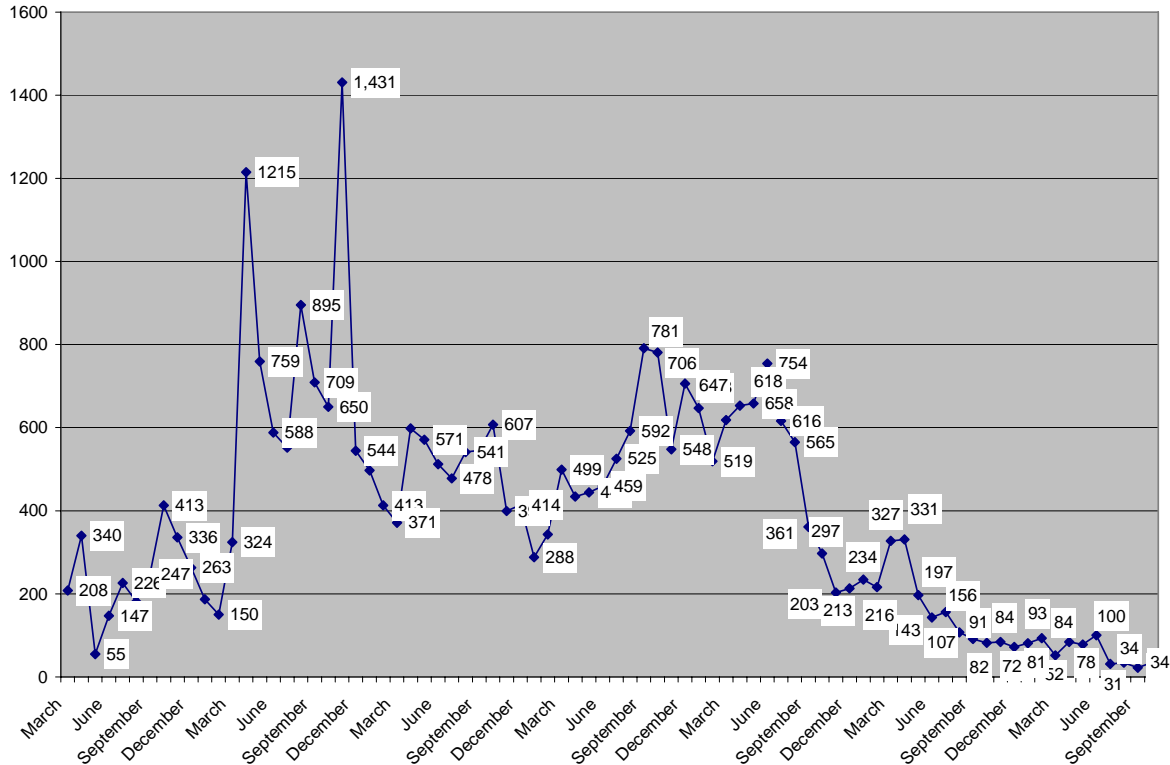
Month	IED's	Car Bombs	Mortars/Rockets	RPG's	Helicopter Losses*	Other Hostile	Non-Hostile*	Total
March 03	0 (0%)	0 (0%)	0 (0%)	0 (0%)	8 (12.3%)	50 (76.9%)	7 (10.8%)	65
April	0 (0%)	0 (0%)	3 (4.1%)	4 (5.4%)	8 (10.8%)	41 (55.4%)	18(24.3%)	74
May	0 (0%)	0 (0%)	0 (0%)	0 (0%)	7 (18.9%)	6 (16.2%)	24 (64.9%)	37
June	0 (0%)	0 (0%)	0 (0%)	4 (13.3%)	0 (0%)	14 (46.6%)	12 (40.0%)	30
July	4 (8.3%)	0 (0%)	0 (0%)	9 (18.8%)	0 (0%)	15 (31.3%)	20 (41.7%)	48
August	7 (20%)	0 (0%)	0 (0%)	2 (5.7%)	0 (0%)	7 (20%)	19 (54.3%)	35
September	6 (19.4%)	0 (0%)	2 (6.5%)	2 (6.5%)	1 (3.2%)	8 (25.8%)	12 (38.7%)	31
October	13 (29.5%)	0 (0%)	4 (9.1%)	2 (4.5%)	0 (0%)	14 (31.8%)	11 (25%)	44
November	20 (24.4%)	0 (0%)	1 (1.2%)	1 (1.2%)	39 (47.6%)	8 (9.8%)	13 (15.8%)	82
December	18 (45%)	1 (2.5%)	2 (5%)	0 (0%)	0 (0%)	4 (10%)	15 (37.5%)	40
January 04	20 (42.6%)	3 (6.4%)	4 (8.5%)	1 (2.1%)	14 (29.8%)	4 (8.5%)	1 (2.1%)	47
February	9 (45%)	0 (0%)	2 (10%)	0 (0%)	2 (10%)	3 (15%)	4 (20%)	20
March	19 (36.5%)	0 (0%)	4 (7.7%)	0 (0%)	0 (0%)	12 (23.1%)	17 (32.7%)	52
April	22 (16.2%)	10 (7.4%)	7 (5.1%)	14 (10.3%)	2 (1.5%)	71 (52.9%)	9 (6.6%)	135
May	21 (26.3%)	2 (2.5%)	12 (15%)	2 (2.5%)	0 (0%)	25 (31.3%)	18 (22.5%)	80
June	12 (28.6%)	2 (4.8%)	7 (16.7%)	1 (2.4%)	0 (0%)	15 (35.7%)	5 (11.9%)	42
July	17 (31.5%)	2 (3.7%)	7 (13%)	2 (3.7%)	0 (0%)	16 (29.6%)	10 (18.5%)	54
August	16 (24.2%)	0 (0%)	2 (3%)	4 (6.1%)	2 (3%)	33 (50%)	9 (13.6%)	66
September	15 (18.8%)	11(13.8%)	4 (5%)	2 (2.5%)	0 (0%)	37 (46.3%)	11 (13.8%)	80
October	12 (18.8%)	19 (29.7%)	2 (3.1%)	4 (6.3%)	2 (3.1%)	19 (29.7%)	6 (9.4%)	64
November	18 (13.1%)	6 (4.4%)	4 (2.9%)	4 (2.9%)	0 (0%)	93 (67.9%)	12 (8.8%)	137
December	14 (19.4%)	2 (2.8%)	1 (1.4%)	0 (0%)	2 (2.8%)	41 (56.9%)	12 (16.7%)	72
January 05	29 (27.1%)	3 (2.8%)	3 (2.8%)	8 (7.5%)	33 (30.8%)	11 (10.3%)	20 (18.7%)	107
February	25 (43.1%)	1 (1.7%)	1 (1.7%)	0 (0%)	0 (0%)	15 (25.9%)	16 (27.6%)	58
March	13 (37.1%)	7 (20%)	1 (2.9%)	0 (0%)	0 (0%)	10 (28.6%)	4 (11.4%)	35
April	20 (38.5%)	7 (13.5%)	5 (9.6%)	2 (3.8%)	0 (0%)	12 (23.1%)	6 (11.5%)	52
May	33 (41.2%)	10 (12.5%)	6 (7.5%)	2 (2.5%)	2 (2.5%)	14 (17.5%)	13 (16.3%)	80
June	36 (46.2%)	8 (10.3%)	2 (2.6%)	3 (3.8%)	2 (2.6%)	18 (23.1%)	9 (11.5%)	78
July	36 (66.7%)	2 (3.7%)	3 (5.6%)	0 (0%)	0 (0%)	4 (7.4%)	9 (16.7%)	54
August	40 (47.1%)	7 (8.2%)	1 (1.2%)	0 (0%)	0 (0%)	27 (31.8%)	10 (11.8%)	85
September	37 (75.5%)	0 (0%)	2 (4.1%)	0 (0%)	0 (0%)	3 (6.1%)	7 (14.3%)	49
October	57 (59.4%)	2 (2.1%)	7 (7.3%)	0 (0%)	0 (0%)	11 (11.5%)	19 (19.8%)	96
November	40 (47.6%)	6 (7.1%)	0 (0%)	0 (0%)	2 (2.4%)	24 (28.6%)	12 (14.3%)	84
December	42 (61.8%)	3 (4.4%)	2 (2.9%)	1 (1.5%)	2 (2.9%)	9 (13.2%)	9 (13.2%)	68
January 06	24 (38.7%)	3 (4.8%)	0 (0%)	1 (1.6%)	13 (21%)	10 (16.1%)	11 (17.7%)	62
February	36 (65.5%)	2 (3.6%)	1 (1.8%)	0 (0%)	0 (0%)	7 (12.7%)	9 (16.4%)	55
March	12 (38.7%)	1 (3.2%)	3 (9.7%)	1 (3.2%)	0 (0%)	9 (29%)	5 (16.1%)	31
April	45 (59.2%)	1 (1.3%)	1 (1.3%)	1 (1.3%)	2 (2.6%)	15 (19.7%)	11 (14.5%)	76
May	36 (52.2%)	2 (2.9%)	0 (0%)	0 (0%)	4 (5.8%)	17 (24.6%)	10 (14.5%)	69
June	33 (54.1%)	0 (0%)	1 (1.6%)	0 (0%)	0 (0%)	23 (37.7%)	4 (6.6%)	61
July	21 (48.8%)	3 (6.9%)	0 (0%)	1 (2.3%)	0 (0%)	13 (30.2%)	5 (11.6%)	43
August	29 (44.6%)	0 (0%)	0 (0%)	0 (0%)	2 (3.1%)	29 (44.6%)	5 (7.7%)	65
September	29 (40.3%)	4 (5.6%)	1 (1.4%)	1 (1.4%)	0 (0%)	26 (36.1%)	11 (15.3%)	72
October	52 (49.1%)	0 (0%)	0 (0%)	1 (0.9%)	0 (0%)	46 (43.4%)	7 (6.6%)	106
November	38 (54.3%)	0 (0%)	0 (0%)	0 (0%)	2 (2.9%)	22 (31.4%)	8 (11.4%)	70
December	68 (60.7%)	0 (0%)	1 (0.9%)	1 (0.9%)	5 (4.5%)	25 (22.3%)	12 (10.7%)	112
January 07	35 (42.2%)	0 (0%)	2 (2.4%)	0 (0%)	14 (16.9%)	27 (32.5%)	5 (6.0%)	83
February	25 (30.9%)	2 (2.5%)	2 (2.5%)	0 (0%)	9 (11.1%)	33 (40.7%)	10 (12.3%)	81
March	50 (61.7%)	0 (0%)	2 (2.5%)	0 (0%)	0 (0%)	19 (23.5%)	10 (12.3%)	81
April	60 (57.7%)	0 (0%)	1 (1.0%)	1 (1.0%)	0 (0%)	34 (32.7%)	8 (7.7%)	104
May	82 (65.1%)	0 (0%)	0 (0%)	0 (0%)	2 (1.6%)	36 (28.6%)	6 (4.8%)	126
June	58 (57.4%)	0 (0%)	0 (0%)	4 (4.0%)	0 (0%)	31 (30.7%)	8 (7.9%)	101
July	44 (55.0%)	0 (0%)	2 (2.5%)	2 (2.5%)	1 (1.3%)	19 (23.8%)	12 (15.0%)	80
August	32 (38.1%)	0 (0%)	0 (0%)	4 (4.8%)	19 (22.6%)	20 (22.6%)	9 (10.7%)	84
September	26 (39.4%)	1 (1.5%)	0 (0%)	3 (4.5%)	0 (0%)	13 (19.7%)	23 (34.8%)	66
October	20 (52.6%)	0 (0%)	2 (5.3%)	0 (0%)	0 (0%)	7 (18.4%)	9 (23.7%)	38
November	26 (70.3%)	0 (0%)	0 (0%)	0 (0%)	0 (0%)	6 (16.2%)	5 (19.2%)	37
December	9 (39.1%)	0 (0%)	0 (0%)	0 (0%)	0 (0%)	5 (21.7%)	9 (39.1%)	23
January 08	23 (57.5%)	0 (0%)	0 (0%)	1 (2.5%)	0 (0%)	11 (27.5%)	5 (12.5%)	40
February	17 (58.6%)	0 (0%)	0 (0%)	1 (3.4%)	0 (0%)	7 (24.1%)	4 (13.8%)	29
March	26 (66.7%)	0 (0%)	3 (7.7%)	1 (2.6%)	1 (2.6%)	6 (15.4%)	2 (5.1%)	39
April	29 (55.8%)	0 (0%)	3 (5.8%)	2 (3.8%)	0 (0%)	8 (15.4%)	10 (19.2%)	52
May	12 (63.2%)	0 (0%)	0 (0%)	2 (10.5%)	0 (0%)	1 (5.3%)	4 (21.1%)	19
June	14 (48.3%)	0 (0%)	0 (0%)	0 (0%)	0 (0%)	9 (31.0%)	6 (20.7%)	29
July	3 (23.1%)	0 (0%)	0 (0%)	0 (0%)	0 (0%)	5 (50.0%)	5 (33.3%)	13
August	7 (30.4%)	0 (0%)	1 (4.3%)	0 (0%)	0 (0%)	4 (17.4%)	11 (47.8%)	23
September	4 (16.0%)	0 (0%)	0 (0%)	0 (0%)	7 (28.0%)	4 (16.0%)	10 (40.0%)	25
October	2 (14.3%)	0 (0%)	0 (0%)	0 (0%)	0(0%)	5 (35.7%)	7 (50.0%)	14
November	2 (12.5%)	0 (0%)	0 (0%)	0 (0%)	2 (12.5%)	4 (25.0%)	8 (50.0%)	16
December	1 (7.1%)	2 (14.3%)	2 (14.3%)	0 (0%)	0 (0%)	2 (14.3%)	7 (50.0%)	14
January	3 (18.8%)	0 (0%)	0 (0%)	0 (0%)	4 (25.0%)	1 (6.3%)	8 (50.0%)	16
February	6 (35.3%)	0 (0%)	0 (0%)	0 (0%)	0 (0%)	5 (29.4%)	6 (35.3%)	17
March	1 (11.1%)	0 (0%)	0 (0%)	1 (11.1%)	0 (0%)	2 (22.2%)	5 (55.6%)	9
April	4 (21.1%)	5 (26.3%)	0 (0%)	0 (0%)	0 (0%)	5 (26.3%)	5 (26.3%)	19
May	8 (32.0%)	0 (0%)	0 (0%)	0 (0%)	0 (0%)	4 (16.0%)	13 (52.0%)	25
June	4 (26.7%)	0 (0%)	0 (0%)	0 (0%)	0 (0%)	6 (40.0%)	5 (33.3%)	15
July	0 (0%)	0 (0%)	0 (0%)	0 (0%)	0 (0%)	5 (60.0%)	3 (40.0%)	8
August	3 (42.9%)	0 (0%)	0 (0%)	0 (0%)	0 (0%)	1 (14.3%)	3 (42.9%)	7
September	4 (40.0%)	0 (0%)	0 (0%)	0 (0%)	1 (10.0%)	0 (0%)	5 (50.0%)	10
October	0 (0%)	0 (0%)	1 (50.0%)	0 (0%)	0 (0%)	0 (0%)	1 (50.0%)	2
<b>Total</b>	<b>1,734 (39.9%)</b>	<b>140 (3.2%)</b>	<b>130 (3.0%)</b>	<b>103 (2.4%)</b>	<b>216 (5.0%)</b>	<b>1,281 (29.5%)</b>	<b>744 (17.1%)</b>	<b>4,348</b>

**NOTE ON CAUSE OF DEATH DETAIL TABLE: Through October 13, 2009:** Helicopter losses include deaths caused by both non-hostile helicopter accidents and helicopters downed by hostile fire.<sup>18</sup> The "Non-Hostile Causes" data then does not include non-hostile helicopter losses.<sup>19</sup>

**AMERICAN MILITARY FATALITIES BY CATEGORY MARCH 19, 2003 –OCTOBER 3, 2009<sup>20</sup>**

<b>Category</b>	<b>Total fatalities as of October 3, 2009: 4,338</b>
<b>Gender</b>	<b>Male: 4,235 Female: 103</b>
<b>Age</b>	<b>Younger than 22: 1,269 22-24: 1,056 25-30: 1,102 31-35: 421 Older than 35: 490</b>
<b>Component</b>	<b>Active: 3,533 Reserve: 318 National Guard: 487</b>
<b>Military service</b>	<b>Army: 3,166 Marines: 1,020 Navy: 100 Air Force: 51 Coast Guard: 1</b>
<b>Officers/Enlisted</b>	<b>Officer: 417 E5-E9: 1,419 E1-E4: 2,502</b>
<b>Race/Ethnicity</b>	<b>American Indian or Alaska Native: 42 Asian: 81 Black or African American: 416 Hispanic or Latino: 458 Multiple races, pending or unknown: 48 Native Hawaiian or Pacific Islander: 50 White: 3,243</b>

**U.S. TROOPS WOUNDED IN ACTION SINCE MARCH 2003<sup>21</sup>**



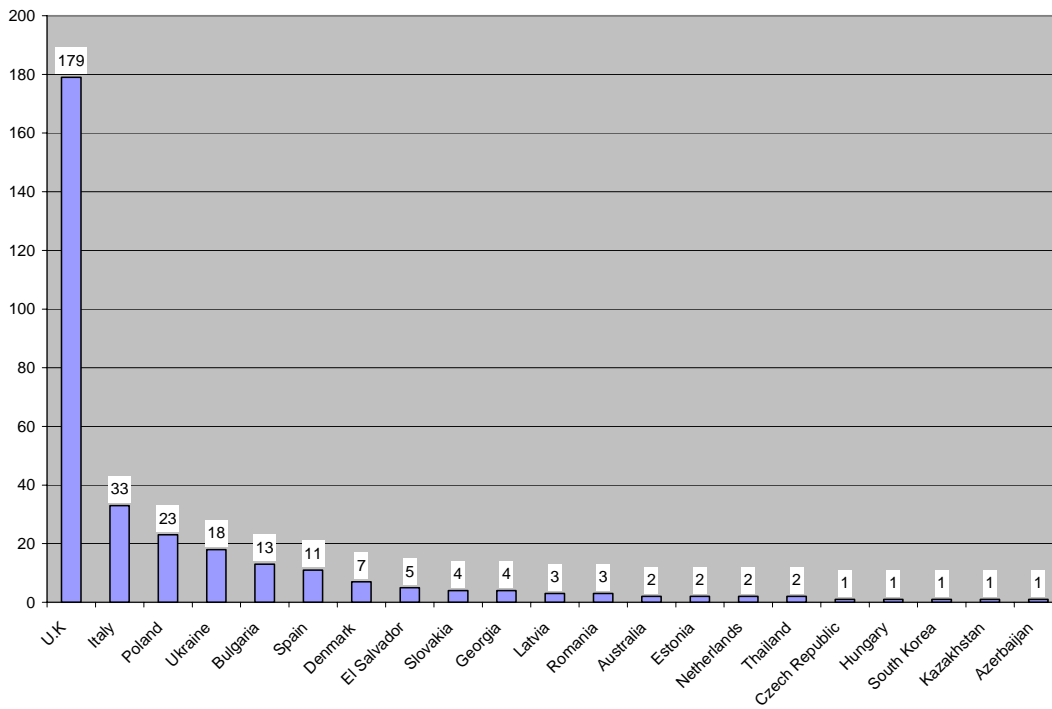
**Total from March 19, 2003 through October 13, 2009: 31,529**

The daily Department of Defense casualty reports that we use for our monthly estimates on U.S troops wounded does not make it entirely clear when in a 24-hour period casualties were incurred. Since the reports are published at 10AM daily, there is possibility that our numbers for January 2005 and onwards are slightly off due to uncertainties about whether casualties occurred on the first or the last of each month.



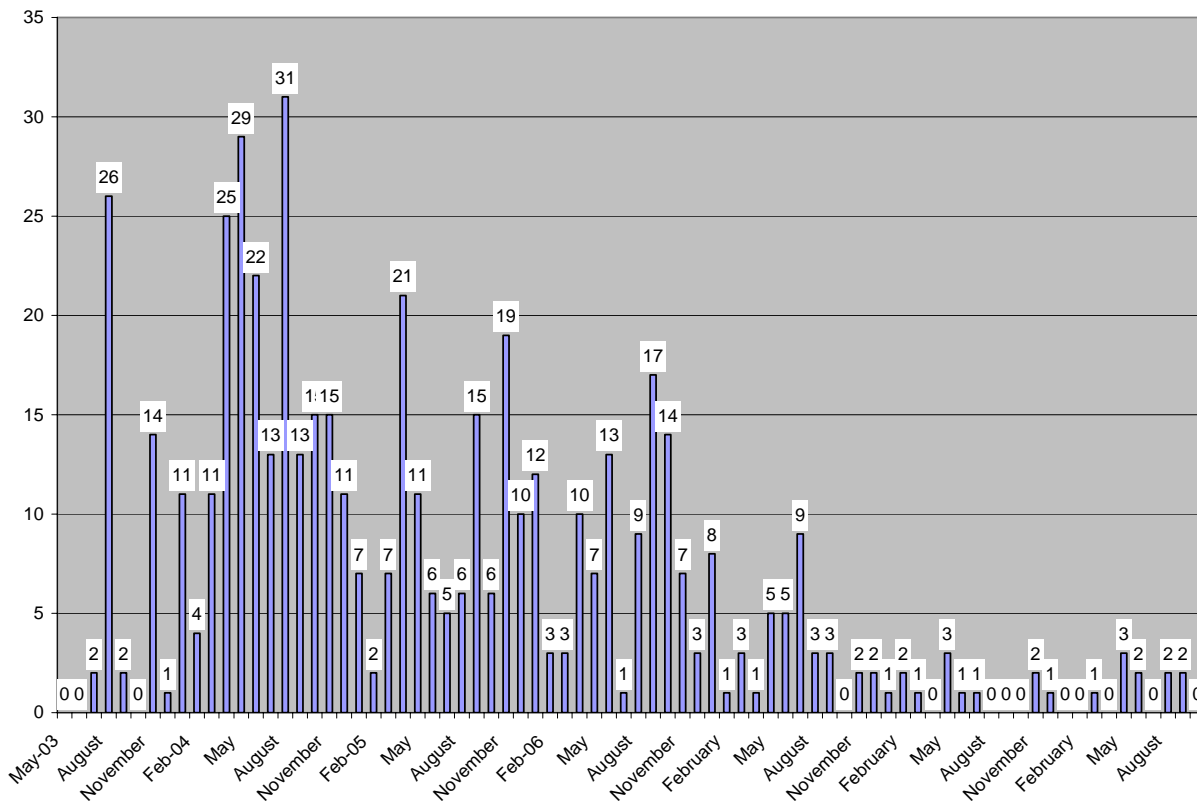


**NON-U.S. COALITION TROOP FATALITIES BY COUNTRY SINCE MARCH 19, 2003<sup>24</sup>**



**Total through October 13, 2009: 316**

**NON-IRAQI CIVILIANS KILLED SINCE MAY 2003<sup>25</sup>**



**Total through October 13, 2009: 523**

**NOTE ON NON-IRAQI CIVILIANS KILLED IN IRAQ:** Total includes two contractors whose dates of death are unknown at this time and are thus not included on the above chart. This list is incomplete and does not include an additional 44 contractors that were killed up until December 31, 2004. Since we do not know during which month these deaths occurred they are not represented in the graph above.

**JOURNALISTS KILLED IN IRAQ<sup>26</sup>**

<b>2003</b>	<b>14</b>
<b>2004</b>	<b>24</b>
<b>2005</b>	<b>23</b>
<b>2006</b>	<b>32</b>
<b>2007</b>	<b>32</b>
<b>2008</b>	<b>11</b>
<b>2009</b>	<b>3</b>
<b>Total</b>	<b>139</b>

**NATIONALITIES OF JOURNALISTS KILLED IN IRAQ<sup>27</sup>**

<b>Iraqi</b>	<b>117</b>
<b>European</b>	<b>12</b>
<b>American</b>	<b>2</b>
<b>Other Arab Countries</b>	<b>3</b>
<b>All Others</b>	<b>5</b>
<b>Total</b>	<b>139</b>

**CIRCUMSTANCES OF JOURNALIST DEATHS<sup>28</sup>**

<b>Murder</b>	<b>93</b>
<b>Crossfire or other acts of war</b>	<b>46</b>
<b>Total</b>	<b>139</b>

**NOTE ON JOURNALIST DEATHS:** A broader tally of journalist deaths that includes media workers such as drivers and interpreters, as well as non-hostile but war-related deaths, finds 168 total fatalities.<sup>29</sup>

**FOREIGN NATIONALS KIDNAPPED IN IRAQ SINCE MAY 2003<sup>30</sup>**

<b>Month</b>	<b>Foreigners Kidnapped</b>	<b>Developments*</b>
Date of capture unknown	14	3 killed
May 2003 – October 2003	0	
November	1	1 released
Dec. 2003 –March 2004	0	
April	43	3 killed, 30 released, 1 escaped
May	2	1 killed
June	3	2 killed, 1 escaped
July	26	3 killed, 13 released, 1 rescued, 1 escaped
August	30	15 killed, 15 released
September	31	4 killed, 4 released, 1 rescued
October	7	3 killed, 2 released
November	5	1 killed, 1 released
December	2	
January 2005	13	10 released
February	10	8 released
March	5	3 released
April	7	6 released
May	4	1 killed, 1 rescued
June	0	
July	6	3 killed
August	24	2 killed, 21 released
September	3	1 killed, 6 released
October	3	1 released
November	11	1 killed, 2 released
December	13	2 killed, 10 released
January 2006	5	2 released
February	12	6 released
March	0	1 killed, 1 released, 3 rescued
April	1	
May	2	4 released
June	5	6 killed
July	1	
August	0	1 released
September	0	
October	1	
November	5	1 escaped, 4 killed
December	4	
January 2007	3	1 killed
February	3	1 released
March	0	
April	0	
May	5	
June	0	
July	0	
August	0	
September	0	
October	0	
November	0	
December	0	
January 2008	0	
February	1	1 released
March	0	
April	0	
May	0	
June	0	
July	0	
August	0	
September	0	
October	0	
November	0	
December	0	
January 2009	0	
February-October	0	
<b>Total through October 13, 2009</b>	<b>306</b>	<b>57 killed, 147 released, 4 escaped, 6 rescued, 89 unknown</b>

**NOTE ON FOREIGN NATIONALS KIDNAPPED IN IRAQ TABLE:**\*Developments: This category shows activity in the status of hostages, but does not necessarily apply to hostages kidnapped during the same month. Please see footnote for more information.

**IRAQI PRISON POPULATION<sup>31</sup>**

Peak prison population in 2003	10,000	
June 2004	5,435	
July	5,700 (of which 90 are foreign nationals)	
September	5,500 (whereof 2 are women, 65-70 are juveniles and 130-140 are foreign nationals)	
October	4,300	
November	8,300	
January 2005	7,837	
June	10,783	
July	15,000	
August -September	14,000	
October	13,000	
November	13,000 held by American troops plus an additional 12,000 held by Iraqi authorities	
December	~ 14,000 in US / Allied custody	
January 2006	14,000 in US custody	
February	14,767 in US / Allied custody	
March-April	~ 15,000 in US / Allied custody	
May	~14,000 in US / Allied custody	
June	~14,500 in US custody, ~13,300 held by Iraqi authorities	
September-December	~13,000 in US custody	
January 2007	~ 14,000 in US custody	
February	~ 15,000 in US custody	
March	~ 17,000 in US custody	~20,000 in Iraqi custody
April	~ 18,000 in US custody	
May	~ 19,500 in US custody	
June-July	~ 21,000 in US custody	
August	~ 23,000 in US custody	~ 37,000 in Iraqi custody
September	~ 25,000 in US custody	
October	~ 26,000 in US custody	
November	~ 25,800 in US custody	
December	~ 26,000 in US custody	~ 24,000 in Iraqi custody
January 2008	~ 25,000 in US custody	
February	~ 24,000 in US custody	
March	~ 23,000 in US custody	
April	~ 23,000 in US custody	~ 20,000 in Iraqi custody
May	~ 22,000 in US custody	~ 27,000 in Iraqi custody
June	21,680 in US custody (18,580 Camp Bucca/3,100 Camp Cropper)	
July-August	~21,000 in U.S. custody (18,000 Camp Bucca/3,000 Camp Crocker)	
September	~18,900 in U.S. custody	~26,000 in Iraqi custody
October	~17,000 in U.S. custody	
November	~16,500 in U.S. custody	
December	~15,800 in U.S. custody	
January 2009	15,100 in U.S. custody	~35,000 in Iraqi custody
February	14,500 in U.S. custody	~35,000 in Iraqi custody
March	13,300 in U.S. custody	
April	~12,000 in U.S. custody	
May	~11,300 in U.S. custody	
June	~11,000 in U.S. custody	
July	~10,000 in U.S. custody	
August	~8,950 in U.S. custody	
September	~8,400 in U.S. custody	

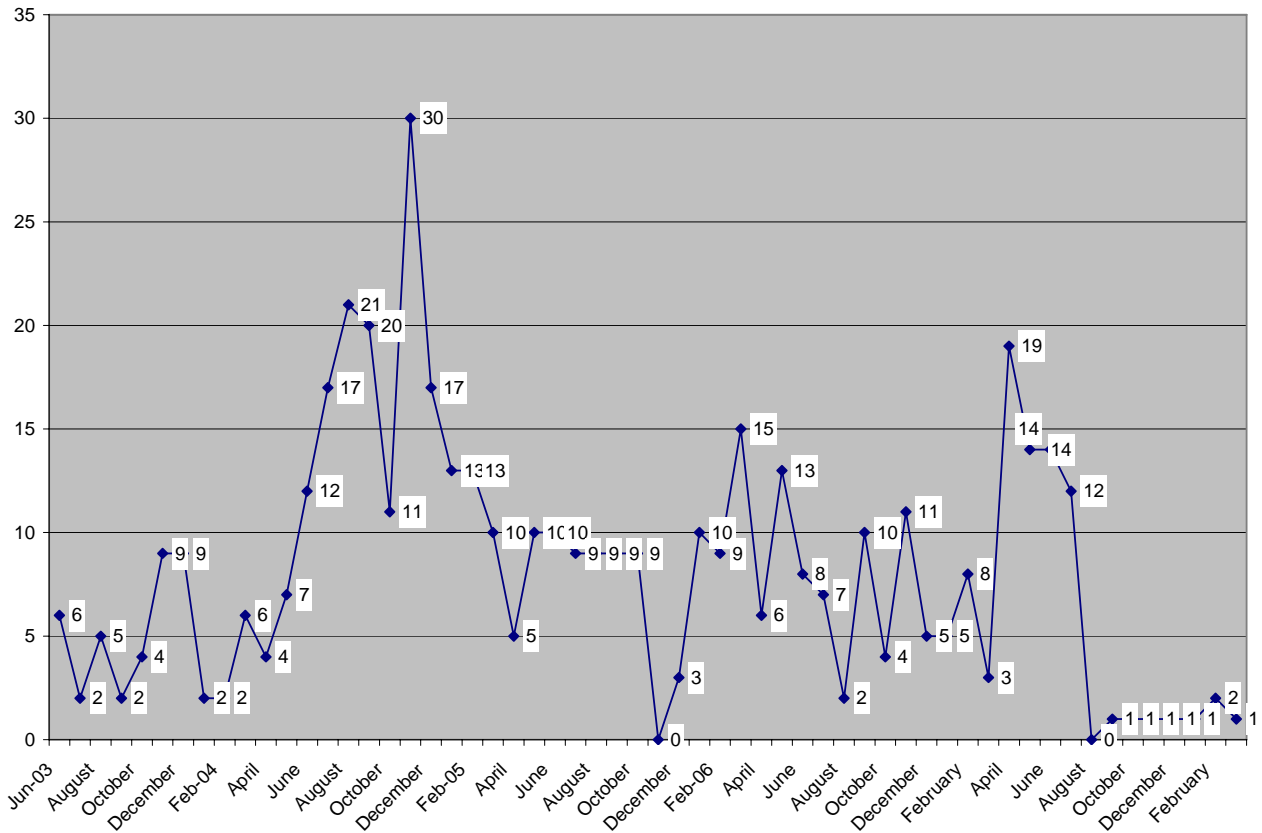
**NOTE ON IRAQI PRISON POPULATION TABLE:**

**JANUARY 2009:** According to U.S. military figures, a total of 8,952 prisoners were released in 2007. In 2008, a record 18,500 prisoners were released.<sup>32</sup> As of **August 30**, 1,179 detainees have been transferred to Iraqi custody and 5,236 have been released outright in 2009.

**ESTIMATED NUMBER OF FOREIGNERS ILLEGALLY CROSSING INTO IRAQ TO SUPPORT THE INSURGENCY, 2007<sup>33</sup>**

JANUARY-MAY 2007	80-90 per month
JUNE-AUGUST	40-60 per month
SEPTEMBER 2007-APRIL 2008	40-50 per month
MAY-JUNE	20-40 per month
JULY	~20 per month
SEPTEMBER	10-20 per month
DECEMBER 2008-FEBRUARY 2009	<10 per month
MAY	~20 per month

**ATTACKS ON IRAQI OIL AND GAS PIPELINES, INSTALLATIONS & PERSONNEL<sup>34</sup>**



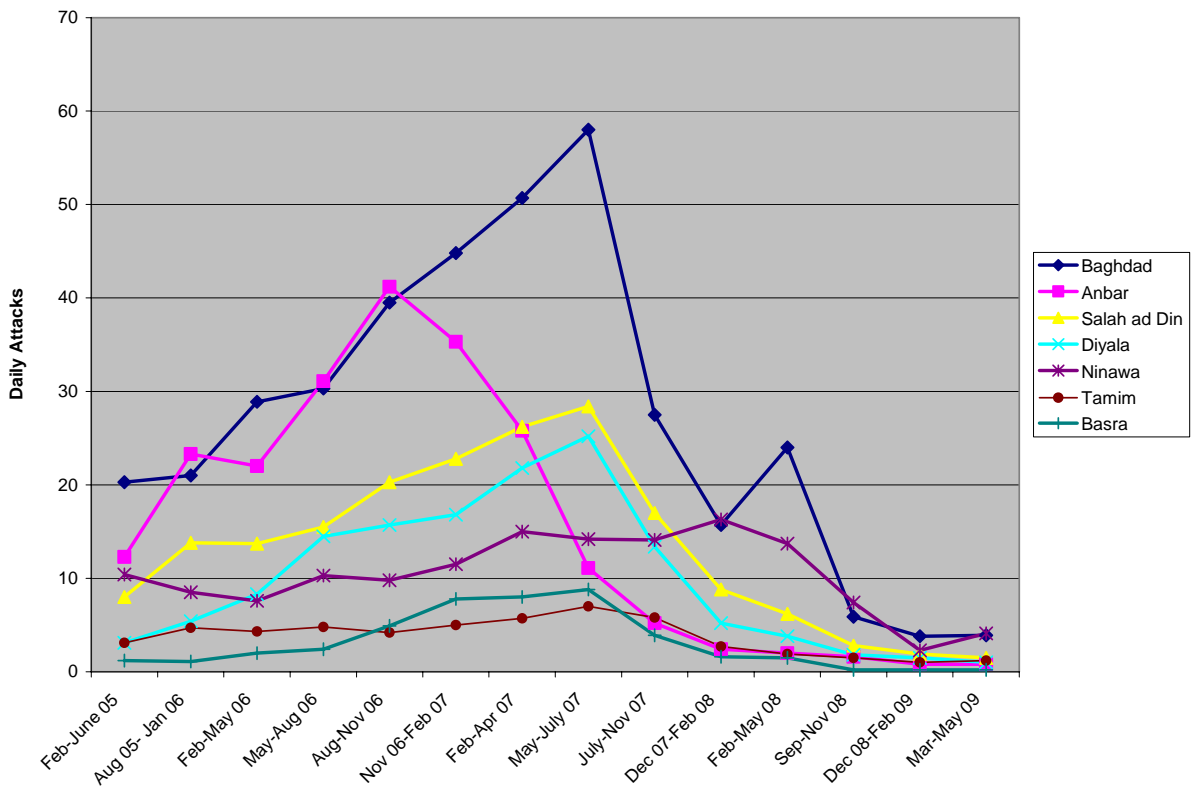
**Total through March 27, 2008: 469**

**COALITION TROOP STRENGTH IN IRAQ SINCE MAY 2003<sup>35</sup>**

Month	U.S. troops in Iraq			Other coalition troops in Iraq (excluding U.S. & Iraqi forces)	Total international troop strength in Iraq
	Active	Reserve (includes National Guard)	Total		
May-03	-142,000	-8,000	150,000	23,000	173,000
June	-126,000	-24,000	150,000	21,000	171,000
July	-124,000	-25,000	149,000	21,000	170,000
August	-114,000	-25,000	139,000	22,000	161,000
September	-103,000	-29,000	132,000	24,000	156,000
October	-102,000	-29,000	131,000	25,000	156,000
November	N/A	N/A	123,000	23,900	146,900
December	-85,400	-36,600	122,000	24,500	146,500
January -04	N/A	N/A	122,000	25,600	147,600
February	N/A	N/A	115,000	24,000	139,000
March	N/A	N/A	130,000	24,000	154,000
April	N/A	N/A	137,000	25,000	162,000
May	N/A	N/A	138,000	24,000	162,000
June	89,700	48,300	138,000	23,000	161,000
July	N/A	N/A	140,000	22,000	162,000
August	84,000	56,000	140,000	23,700	163,700
September	82,800	55,200	138,000	24,600	162,600
October	82,800	55,200	138,000	24,000	162,000
November	82,800	55,200	138,000	24,000	162,000
December	82,800	55,200	148,000	25,000	173,000
January-05	90,000	60,000	150,000	25,300	175,300
February	N/A	N/A	155,000	25,000	180,000
March	N/A	N/A	150,000	22,000	172,000
April	N/A	N/A	142,000	22,000	164,000
May	N/A	N/A	138,000	23,000	161,000
June	N/A	N/A	135,000	23,000	158,000
July	N/A	N/A	138,000	23,000	161,000
August	N/A	N/A	138,000	23,000	161,000
September	N/A	N/A	138,000	22,000	160,000
October	N/A	N/A	152,000	22,000	174,000
November	N/A	N/A	160,000	23,000	183,000
December	N/A	N/A	160,000	23,000	183,000
January-06	N/A	N/A	136,000	21,000	157,000
February	N/A	N/A	133,000	20,000	153,000
March	N/A	N/A	133,000	20,000	153,000
April	N/A	N/A	132,000	20,000	152,000
May	N/A	N/A	132,000	20,000	152,000
June	N/A	N/A	126,900	19,000	146,900
July	N/A	N/A	130,000	19,000	149,000
August	N/A	N/A	138,000	19,000	157,000
September	N/A	N/A	144,000	18,000	162,000
October	N/A	N/A	144,000	17,200	161,200
November	N/A	N/A	140,000	18,000	158,000
December	N/A	N/A	140,000	15,200	155,200
January-07	N/A	N/A	132,000	14,650	146,650
February	N/A	N/A	135,000	14,010	149,010
March	N/A	N/A	142,000	13,205	155,205
April	N/A	N/A	146,000	13,196	159,196
May	N/A	N/A	149,700	12,112	161,812
June	N/A	N/A	157,000	11,524	168,524
July	N/A	N/A	160,000	11,508	171,508
August	N/A	N/A	162,000	11,685	173,685
September	N/A	N/A	168,000	12,279	180,279
October	N/A	N/A	171,000	11,668	182,668
November	N/A	N/A	162,000	11,589	173,589
December	N/A	N/A	160,000	10,961	170,961
January-08	N/A	N/A	157,000	10,604	167,604
February	N/A	N/A	157,000	9,895	166,895
March	N/A	N/A	155,000	9,970	164,970
April	N/A	N/A	153,000	9,907	162,907
May	N/A	N/A	150,000	9,907	159,907
June	N/A	N/A	148,000	9,734	157,734
July	N/A	N/A	148,000	9,734	157,734
August	N/A	N/A	148,000	7,330	155,330
September	N/A	N/A	148,000	7,100	155,100
October	N/A	N/A	148,000	6,850	154,850
November	N/A	N/A	148,000	6,350	154,350
December	N/A	N/A	145,000	6,350	151,350
January-09	N/A	N/A	142,000	5,000	147,000
February	N/A	N/A	140,000	5,000	145,000
March	N/A	N/A	137,000	5,000	142,000
April	N/A	N/A	137,000	5,000	142,000
May	N/A	N/A	134,000	5,000	139,000
June	N/A	N/A	130,000	500	130,500
July	N/A	N/A	130,000	500	130,500
August	N/A	N/A	130,000	0	130,000
September	N/A	N/A	124,000	0	124,000

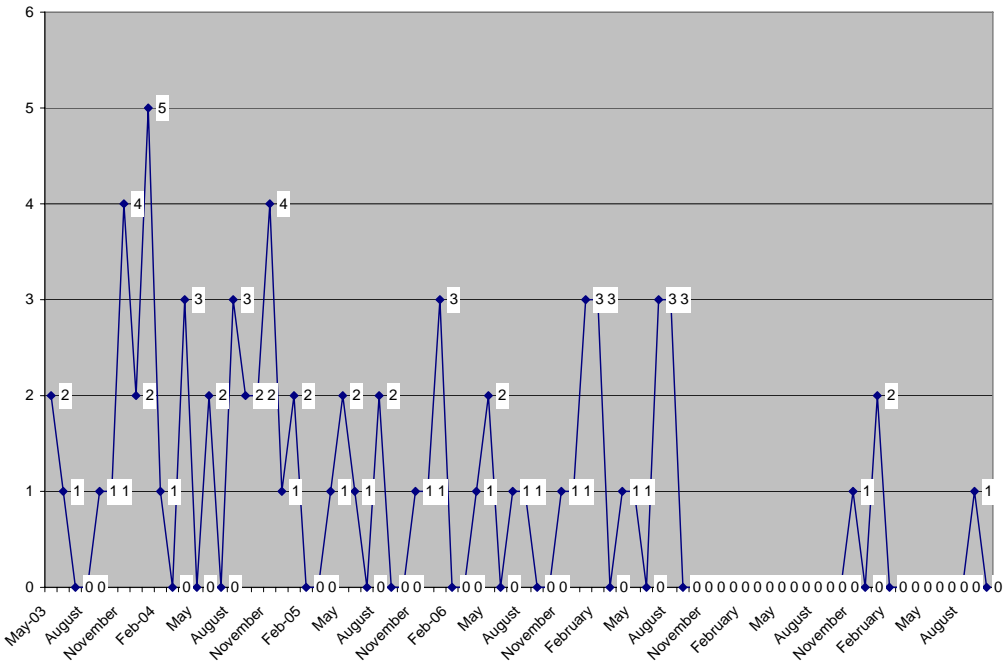
**NOTE ON TABLE:** All numbers are end of month estimates or latest data available for the current month. N/A= Not available.

**NUMBER OF DAILY INSURGENT ATTACKS IN IRAQ BY PROVINCE, FEBRUARY 2005-PRESENT<sup>36</sup>**



**NOTE ON CHART:** The seven provinces depicted account for roughly 95% of the recorded attacks nationwide over the entire period. Data not available for June-August 2008.

**AMERICAN MILITARY HELICOPTERS DOWNED IN IRAQ<sup>37</sup>**



**Total through October 13, 2009: 72**

**NOTE ON AMERICAN MILITARY HELICOPTERS DOWNED IN IRAQ TABLE:** Of the 67 helicopters downed in Iraq since May 2003, at least 36 were downed by enemy fire. Of the three January 2006 crashes, two are still being investigated. One was shot down by enemy fire and is included above. We have counted one of the others as being downed by enemy fire as well, given the available evidence. Hostile fire is suspected in the July 2006 crash, but it has not been confirmed and therefore not counted as such. November 2006 crash is still under investigation.



**U.S. ARMY TROOPS DEPLOYED TO IRAQ AND EFFECT OF MULTIPLE DEPLOYMENTS ON INSTANCES OF POST-TRAUMATIC STRESS DISORDER (PTSD) CASES WITHIN NON-COMMISSIONED OFFICER RANKS<sup>38</sup>**

<b>Total Number of U.S. Army Troops Deployed to Iraq...</b>	
<b>Since 2003</b>	<b>513,000</b>
<b>More than Once</b>	<b>197,000+</b>
<b>Three or More Times</b>	<b>53,000</b>

<b>Percentage of Non-Commissioned Officers Suffering from Symptoms of PTSD After...</b>	
<b>First Deployment</b>	<b>12%</b>
<b>Second Deployment</b>	<b>18.5%</b>
<b>Third or Fourth Deployment</b>	<b>27%</b>

**NOTE ON THESE TABLES:** The study was based on 2,295 anonymous surveys and additional interviews from members of frontline units in combat brigades, and not those assigned primarily to safer operating bases.

**PERCENTAGE OF U.S. ACTIVE-DUTY MILITARY PERSONNEL WHO HAVE SERVED IN IRAQ OR AFGHANISTAN, 2006 & 2008<sup>39</sup>**

	<b>2006</b>	<b>2008</b>
<b>ALL PERSONNEL*</b>	<b>50%</b>	<b>57%</b>
<b>ARMY</b>		
<b>At least one tour</b>	<b>58%</b>	<b>68%</b>
<b>More than one tour</b>	<b>20%</b>	<b>31%</b>
<b>MARINES</b>	<b>50%</b>	<b>56%</b>
<b>NAVY</b>	<b>47%</b>	<b>54%</b>
<b>AIR FORCE</b>	<b>44%</b>	<b>52%</b>

\*Includes Army, Marines, Navy, Air Force and Coast Guard

**NOTE:** Currently an additional 10% of all military personnel are training and will soon become eligible to deploy.

**INTERNALLY DISPLACED PERSONS IN IRAQ<sup>40</sup>**

Since April 2003

<b>2003</b>	<b>400,000</b>
<b>2004</b>	<b>800,000</b>
<b>2005</b>	<b>1,200,000</b>
<b>2006</b>	<b>2,000,000</b>
<b>2007</b>	<b>2,740,000</b>
<b>2008</b>	<b>2,770,000</b>
<b>2009*</b>	<b>2,650,000</b>

\*As of January 2009

NOTE: Numbers are cumulative, but DO NOT include those displaced prior to March 2003 (approximately 1 million).

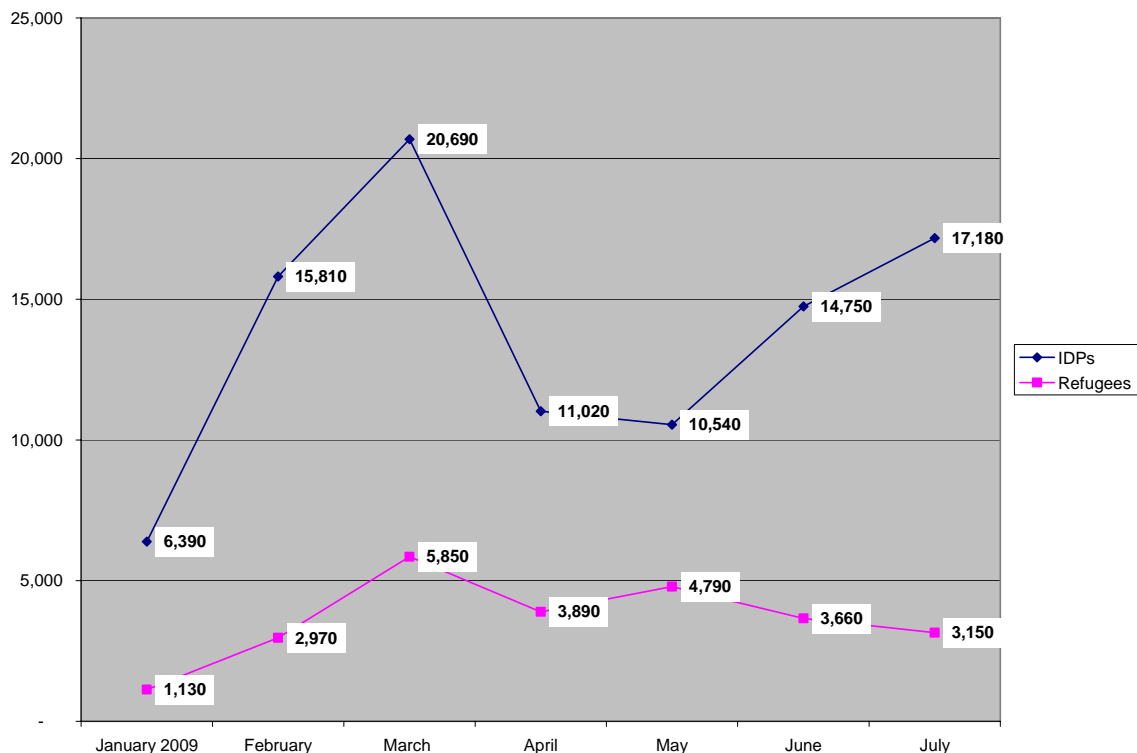
**MIGRATION INDICATORS<sup>41</sup>**

January 2009

<b>Iraqi Refugees living abroad</b>	<b>~2.0 million</b>
<b>Iraqi Refugees in Syria</b>	<b>1.2 million</b>
<b>Iraqi Refugees in Jordan</b>	<b>450,000</b>
<b>Iraqi Refugees in Egypt, Lebanon, Iran, Turkey</b>	<b>155,000</b>
<b>Iraqi Refugees in the Gulf States</b>	<b>150,000</b>

NOTE: Not all Iraqis refugees fled because of the current war.

**VOLUNTARY RETURN OF IRAQI INTERNALLY DISPLACED PERSONS (IDPs) AND REFUGEES, SINCE JANUARY 2009<sup>42</sup>**



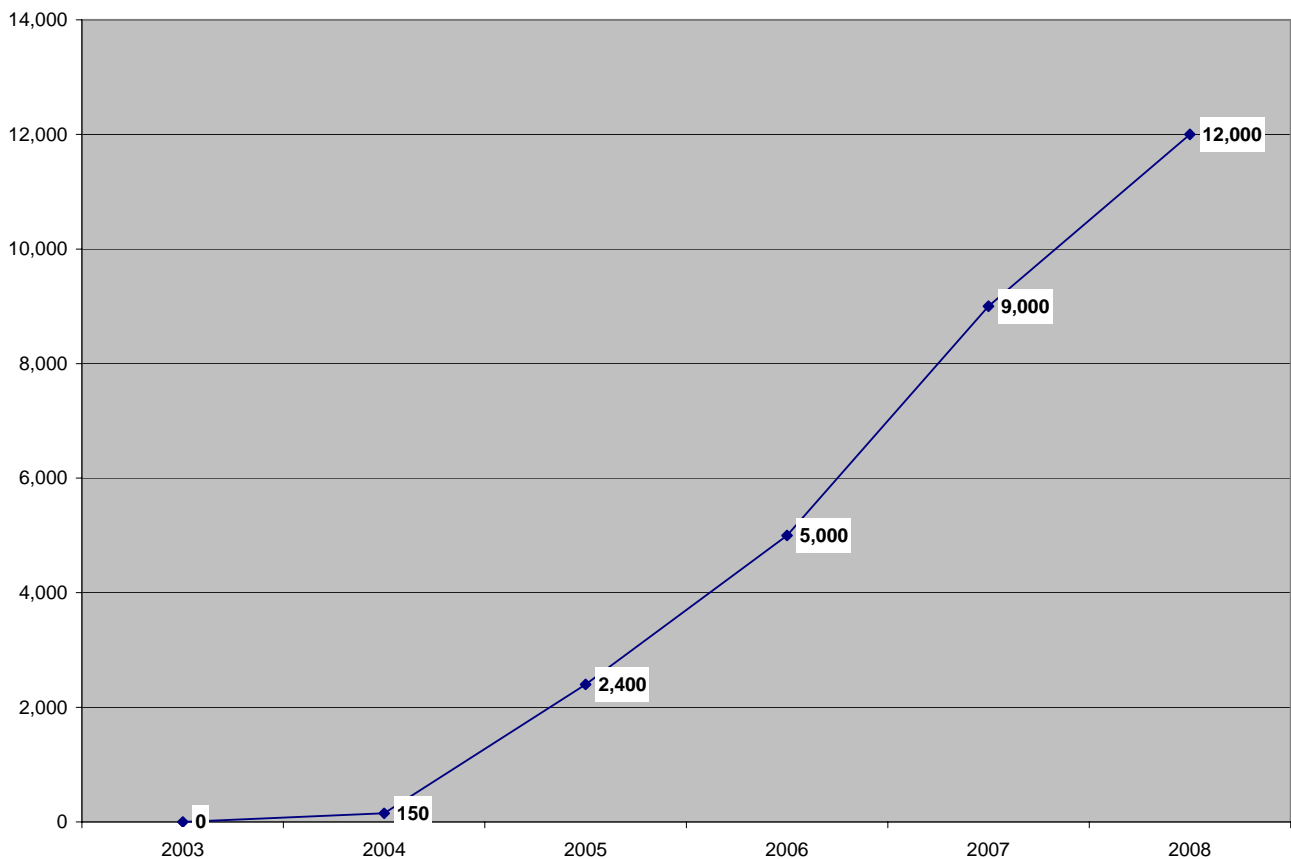
Through JULY 2009

<b>IDPs</b>	<b>96,380</b>
<b>Refugees</b>	<b>25,440</b>
<b>TOTAL RETURNEES</b>	<b>121,820</b>

**NUMBER OF IRAQI ASYLUM APPLICATIONS BY COUNTRY, 2006 THRU 2008<sup>43</sup>**

COUNTRY	2006	2007	2008
SWEDEN	8,951	18,559	6,083
NETHERLANDS	2,766	2,004	5,027
GERMANY	2,065	4,171	6,697
GREECE	1,415	5,474	1,760
UNITED KINGDOM	1,305	2,075	1,530
NORWAY	1,002	1,227	3,137
SWITZERLAND	816	935	1,440
BELGIUM	695	825	1,070
DENMARK	507	1,069	486
AUSTRIA	380	463	494
FINLAND	227	407	976
IRELAND	215	285	203
SLOVAKIA	206	132	45
CANADA	190	293	310
AUSTRALIA	187	216	193
CYPRUS	132	200	137
UNITED STATES	544	734	835
FRANCE	116	144	627
<b>TOTAL</b>	<b>21,719</b>	<b>39,213</b>	<b>31,050</b>

**ROBOTIC SYSTEMS UTILIZED BY THE U.S. MILITARY ON THE GROUND IN IRAQ, BY YEAR<sup>44</sup>**



**NOTE ON THIS GRAPH:** Figures depicted are as of year end. The 2007 figure is an estimate made in consideration of the figures provided for 2006 and 2008.

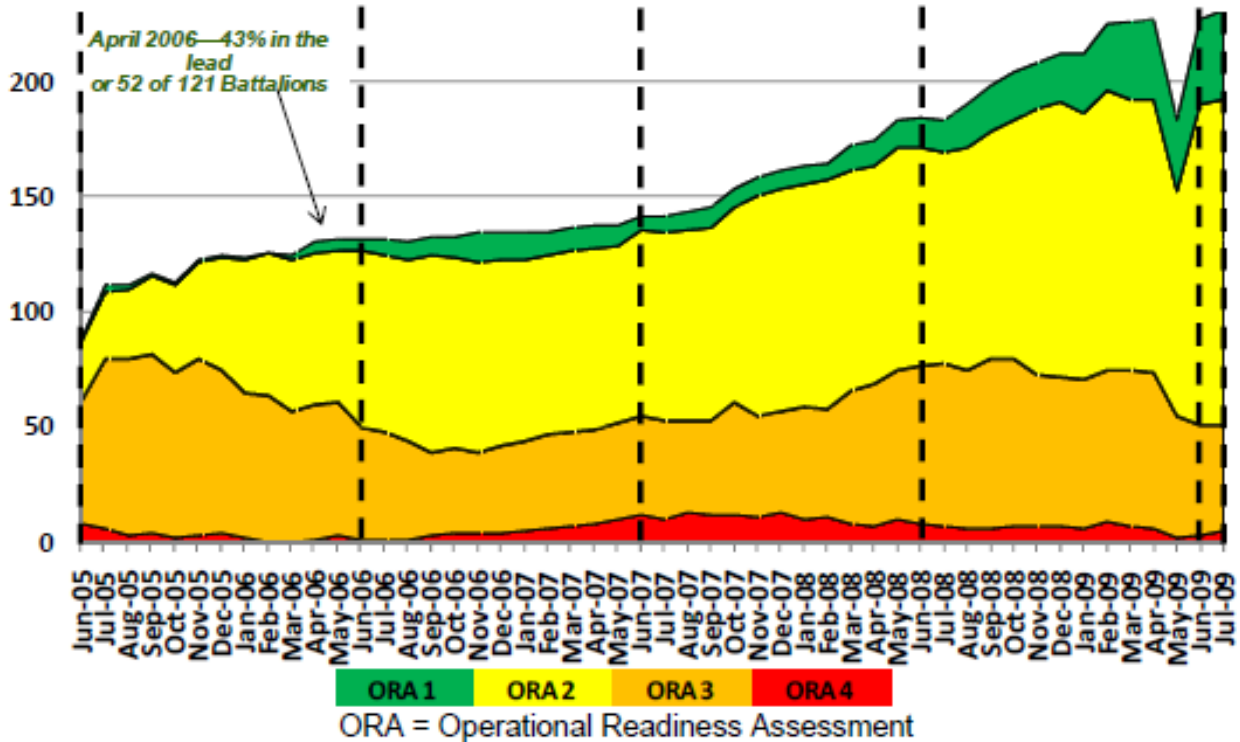
**SIZE OF IRAQI SECURITY FORCES ON DUTY<sup>45</sup>**

Month	General Police Capabilities	National Guard	Iraqi Armed Forces	Border Patrol	Total Iraqi Security Forces
May 2003	7,000 – 9,000	N/A	0	N/A	7,000 – 9,000
June	N/A	N/A	0	N/A	N/A
July	30,000	N/A	0	N/A	30,000
August	34,000	670	0	2,500	37,170
September	37,000	2,500	0	4,700	44,200
October	55,000	4,700	700	6,400	66,800
November	68,800	12,700	900	12,400	94,800
December	71,600	15,200	400	12,900	99,600
January 2004	66,900	19,800	1,100	21,000	108,800
February	77,100	27,900	2,000	18,000	125,000
March	75,000	33,560	3,005	23,426	134,991
April	80,016	23,123	2,367	18,747	124,253
May	90,803	24,873	3,939	16,097	135,712
June	83,789	36,229	7,116	18,183	145,317
July	31,300	36,229	7,700	19,859	95,088
August	32,942	37,925	6,288	14,313	91,468
September	40,152	36,496	7,747	14,313	98,708
October	44,728	41,261	6,861	18,148	110,998
November	49,455	43,445	6,013	14,593	113,506
December	53,571	40,115	14,500	14,267	118,009
January 2005	58,964	36,827	14,796	14,786	125,373
February	82,072 "trained and equipped"	59,689 "operational"		N/A	141,761 Trained and Effective: General Myers: 40,000 Senator Biden: 4,000 – 18,000
March	84,327	67,584		N/A	151,618 Trained and Effective: Lt. Gen Petraeus: 50,000 "off-the-cuff"
April	86,982	72,511		N/A	159,493
May	91,256	76,971		N/A	168,227
June	92,883	75,791		N/A	168,674
July	94,800	79,100		N/A	173,900 26,000 in Army in level I and II
August	101,000	81,900		N/A	182,900
September	104,300	87,800		N/A	192,100 ~ 30,000 in Army in level I and II <sup>46</sup>
October <sup>47</sup>	111,000	100,000		N/A	211,000 ~32,000 in level I and II <sup>48</sup>
November	112,000	102,000		N/A	214,000
December	118,000	105,700		N/A	223,700
January 2006	120,400	106,900		N/A	227,300
February	123,600	108,500		N/A	232,100 ~46,000 MOD forces and 8,000 MOI forces in Level I and II <sup>49</sup>
March	134,800	115,700		N/A	250,500
April	138,700	115,000		N/A	253,700
May	145,500	117,900		N/A	263,400
June	148,500	116,100		N/A	264,600
July	154,500	115,100		N/A	269,600
August	167,900	130,100		N/A	298,000
September	176,200	131,600		N/A	307,800
October	180,800	131,600		N/A	312,400
November	188,300	134,700		N/A	323,000
December	188,300	134,700		N/A	323,000
January 2007	188,300	134,700		N/A	323,000
February	188,260	134,920		N/A	323,180
March	193,300	136,500		N/A	329,800
April	193,300	139,800		N/A	333,100
May	194,200	154,500		N/A	348,700
June	194,200	158,900		N/A	353,100
July	194,200	158,900		N/A	353,100
August	194,200	165,500		N/A	359,700
September	194,200	165,500		N/A	359,700
October	194,200	165,500		N/A	359,700
November*	238,089	191,541		N/A	429,630
December	210,529	194,233		31,431	436,193
January 2008	212,630	194,233		31,431	441,779
February	200,132	197,254		27,959	425,345
March	213,902	202,577		28,023	444,502
April	213,902	202,577		28,023	444,502
May	221,507	226,644		30,373	478,524
June	221,507	226,644		30,373	478,524
July	238,378	242,951		32,177	513,506
August	238,378	242,951		32,177	513,506
September	249,163	258,487		34,475	542,125
October	249,163	258,487		34,475	542,125
November	256,786	265,607		35,886	558,279
December	276,590	273,618		38,846	589,054
April 2009	N/A	N/A		N/A	645,000

**NOTE ON IRAQI SECURITY FORCES ON DUTY TABLE:** \*As of November 2007, figures on Iraqi Security Forces are provided by Iraq's Ministries of Defense and Interior and not Coalition figures. Due to this, the figures now reflect the number of authorized and assigned personnel as opposed to those successfully trained by Coalition forces. Care should be taken when evaluating the quality of MOI forces as there have been various reports of Iraqi police units dominated by sectarian interests.

**IRAQI SECURITY FORCE OPERATIONAL READINESS, JANUARY 2005-PRESENT<sup>50</sup>**

Baseline	1 Year	2 Years	3 Years	4 Years
89 Total BNs	132 Total BNs	142 Total BNs	185 Total BNs	228 Total BNs



**Definitions of Operational Readiness Assessment (ORA) Levels:**

**ORA LEVEL 1:** capable of planning, executing, and sustaining counterinsurgency operations

**ORA LEVEL 2:** capable of planning, executing, and sustaining counterinsurgency operations with Iraqi security force or coalition force assistance

**ORA LEVEL 3:** partially capable of conducting counterinsurgency operations in conjunction with coalition units

**ORA LEVEL 4:** forming and/or incapable of conducting counterinsurgency operations

**INDEX OF POLITICAL FREEDOM<sup>51</sup>**

Israel	8.20
Lebanon	6.55
Morocco	5.20
Iraq	5.05
Palestine	5.05
Kuwait	4.90
Tunisia	4.60
Jordan	4.45
Qatar	4.45
Egypt	4.30
Sudan	4.30
Yemen	4.30
Algeria	4.15
Oman	4.00
Bahrain	3.85
Iran	3.85
United Arab Emirates	3.70
Saudi Arabia	2.80
Syria	2.80
Libya	2.05

**NOTE ON INDEX OF POLITICAL FREEDOM TABLE:** Each country is scored on a 10-point scale, with 1 being the lowest score and 10 the highest. Indicators of freedom include election of head of government, election of parliament, fairness of electoral laws, right to organize political parties, power of elected representatives, presence of an opposition, transparency, minority participation, level of corruption, freedom of assembly, independence of the judiciary, press freedom, religious freedom, rule of law and property rights.

**IRAQ'S RANK IN REPORTERS WITHOUT BORDERS' ANNUAL INDEX OF PRESS FREEDOM, 2003-2008<sup>52</sup>**

YEAR	SCORE	RANK	NUMBER OF COUNTRIES SURVEYED
2008	59.4	158	173
2007	67.8	157	169
2006	66.8	154	168
2005	67.0	157	167
2004	58.5	148	167
2003	37.5	124 (T)	166

**NOTE ON INDEX OF PRESS FREEDOM TABLE:** The ratings are based on a questionnaire with 50 criteria for assessing the state of press freedom in each country. It includes every kind of violation directly affecting journalists (such as murders, imprisonment, physical attacks and threats) and news media (censorship, confiscation issues, searches and harassment). In addition to taking into account abuses attributable to the state, those carried out by armed militias, clandestine organizations or pressure groups are also considered.

The lower the score attained, the higher the degree of press freedom in that respective country. Although there is no specific information given regarding how the overall score was compiled, the top-rated countries for 2007 received an overall score of 0.75, with the median receiving a score of 25.3. The overall average score for the Index was 31.5.

**IRAQ'S RANK IN TRANSPARENCY INTERNATIONAL'S ANNUAL CORRUPTION PERCEPTIONS INDEX (CPI)<sup>53</sup>**

YEAR	RANK	NUMBER OF COUNTRIES SURVEYED
2008	178 (T)	180
2007	178	180
2006	160 (T)	163
2005	137 (T)	159
2004	129 (T)	146
2003	113 (T)	133

(T): Indicates years Iraq's score tied with one or more other country.

**NOTE ON THIS CHART:** The CPI is a composite index that draws on 14 expert opinion surveys. It scores countries on a scale from zero to ten, with zero indicating high levels of perceived corruption and ten indicating low levels of perceived corruption. Due to a lack of reliable data, Iraq was not included in the CPI survey for the years 2001 and 2002.

**POLITICAL PARTIES IN IRAQ<sup>54</sup>**

Registered for December 2005 elections	Over 300
--	----------

**COUNCIL SEATS BY COALITION/PARTY IN IRAQI COUNCIL OF REPRESENTATIVES<sup>55</sup>****As of November 2007**

<b>Coalition</b>	<b>Total Seats</b>	<b>Designation</b>	<b>Parties</b>	<b>Leaders</b>
<b>United Iraqi Alliance</b>	<b>83</b>	<b>Shiite Religious Coalition</b>	<b>Includes SIIC, Dawa</b>	<b>Includes Abdul Aziz Hakim, Nouri al-Maliki</b>
<b>Kurdistan Coalition</b>	<b>53</b>	<b>Kurdish Secular Coalition</b>	<b>Includes KDP, PUK</b>	<b>Includes Jalal Talabani</b>
<b>Iraqi Accordance Front</b>	<b>25</b>	<b>Sunni Religious Coalition</b>	<b>Includes Iraqi Islamic Party</b>	<b>Includes Adnan Dulaimi, Tariq Hashimi</b>
<b>Sadrist Movement</b>	<b>30</b>			<b>Moqtada al-Sadr</b>
<b>Virtue Party (Fadhila)</b>	<b>15</b>			<b>Muhammad Yaqubi</b>
<b>National Iraqi List</b>	<b>25</b>	<b>Shiite / Sunni Secular Coalition</b>	<b>Various</b>	<b>Ayad Allawi</b>
<b>Other</b>	<b>44</b>	<b>Other</b>	<b>Iraqi National Dialogue Front (11), Islamic Union of Kurdistan (5), Liberation and Reconciliation Bloc (3), Message Carriers (2), Mithal Alousi List for the Iraqi Nation (1), Iraqi Turkoman Front (1), Yezidi Movement for Progress and Reform (1), Al Rafadeen List (1)</b>	

**IRAQ NATIONAL UNITY GOVERNMENT CURRENT MEMBERSHIP & STATUS OF CABINET<sup>56</sup>**

		NAME	TITLE/MINISTRY	SECTARIAN GROUP	POLITICAL AFFILIATION
<b>LEADERSHIP</b>		Nuri al-Maliki	Prime Minister	Shiite	Dawa
		Barham Salih	Deputy Prime Minister	Kurd	Patriotic Union of Kurdistan
		Rafie al-Issawi	Deputy Prime Minister	Sunni	Tawafiq (Iraqi Accordance Front); Party: Iraqi People's Conference
		Jalal Talibani	President	Kurd	Patriotic Union of Kurdistan
		Tariq al-Hashemi	Vice President	Sunni	Tawafiq (Iraqi Accordance Front); Party: Iraqi Islamic Party
		Adel Abd al-Mahdi	Vice President	Shiite	SIIC
	1	Ali Baban	Planning	Sunni	Unaffiliated (left Tawafiq in order to avoid August 1, 2007 boycott)
<b>Newly Filled July 18, 2008</b>	2	Mahir Dalli Ibrahim al-Hadithi	Culture	Sunni	Tawafiq (Iraqi Accordance Front); Party: Gen. Council for the People of Iraq
	3	Dr. Abd Dhiyab al-Ujayli	Higher Education	Sunni	Tawafiq (Iraqi Accordance Front); Party: Iraqi Islamic Party
	4	Dr. Nawal Majid Hamid al-Samarr	Minister of State for Women's Affairs	Sunni	Tawafiq (Iraqi Accordance Front); Party: Iraqi Islamic Party
	5	Dr. Muhammad Munajid Ifan al-Dulaymi	Minister of State for Foreign Affairs	Sunni	Tawafiq (Iraqi Accordance Front)
	6	Abd al-Falah al-Sudani <sup>1</sup>	Trade	Shiite	Islamic Dawa Party-Organization of Iraq
	7	Khudayr al-Khuzai	Education	Shiite	Islamic Dawa Party-Organization of Iraq
	8	Shirwan al-Waili	Minister of State for National Security	Shiite	Islamic Dawa Party-Organization of Iraq
	9	Husayn al-Shahristani	Oil	Shiite	Unaffiliated
	10	Salih al-Hasnawi	Health	Shiite	Independent
	11	Ali al-Bahadli	Agriculture	Shiite	Independent
<b>Newly Filled July 18, 2008</b>	12	Qahtan Abbas Numan al-Jiburi	Tourism & Antiquities	Shiite	United Iraqi Alliance
	13	Khulud Sammi Izzara al-Majun	Provincial Affairs	Shiite	United Iraqi Alliance
	14	Amir Abd al-Jabar Ismail	Transportation	Shiite	United Iraqi Alliance
	15	Thamir jaraf al-Zubaydi	Civil Society	Shiite	United Iraqi Alliance
	16	<b>EMPTY<sup>2</sup></b>	Justice	N/A	
	17	Mahmud Muhammad Jawad al-Radi	Labor & Social Affairs	Shiite	Unaffiliated
	18	Riyadh Gharib	Municipalities & Public Works	Shiite	SIIC
	19	Bayan Jabr	Finance & Banking	Shiite	SIIC
	20	Akram al-Hakim	Minister of State for National Dialogue	Shiite	SIIC
	21	Faruq Abdul Qadir Abdul Rahman	Communications	Sunni	Tawafiq (Iraqi Accordance Front)
	22	Abd al-Qadir Muhammad Jasim	Defense	Sunni	Unaffiliated
	23	Raid Fahmi Jahid	Science & Technology	Shiite	Iraqi Communist Party
	24	Wijdan Mikhail Salim	Human Rights	Christian Kurd	Iraqi National Accord
	25	Muhammad Abbas al-Uraybi	Minister of State Without Portfolio	Shiite	Iraq National List
	26	Jawad al-Bolani	Interior	Shiite	Unaffiliated
	27	Karim Wahid al-Hasan	Electricity	Shiite	Unaffiliated
	28	Latif Rashid	Water Resources	Kurd	Patriotic Union of Kurdistan
	29	Nermin Othman	Environment	Kurd	Patriotic Union of Kurdistan
	30	Bayan Dizayee	Housing & Construction	Kurd	Kurdistan Democratic Party
	31	Fawzi al-Hariri	Industry & Minerals	Christian Kurd	Kurdistan Democratic Party
	32	Hoshyar Mahmud Zebari	Foreign Affairs	Kurd	Kurdistan Democratic Party
	33	Abd al-Samad Sultan	Displacement & Migration	Shiite Kurd	Faali Kurd
	34	Jasim Muhammad Jafar	Youth & Sports	Shiite	Turkoman Islamic Union
	35	Ali Muhammad Ahmad	Minister of State Without Portfolio	Kurd	Kurdistan Islamic Union
	36	Hasan Radhi Kazim al-Sari	Minister of State Without Portfolio	Shiite	Hizbollah Movement in Iraq (also advises SIIC)
	37	Safa al-Din Muhammad al-Safi	Minister of State, Parliamentary Affairs	Shiite	Unaffiliated

**AS OF: MAY 27, 2009**

<sup>1</sup> Abd al-Falah al-Sudani resigned from his post in May 2009 due to allegations of corruption

<sup>2</sup> Safa al-Safi is currently serving as the acting Minister of Justice



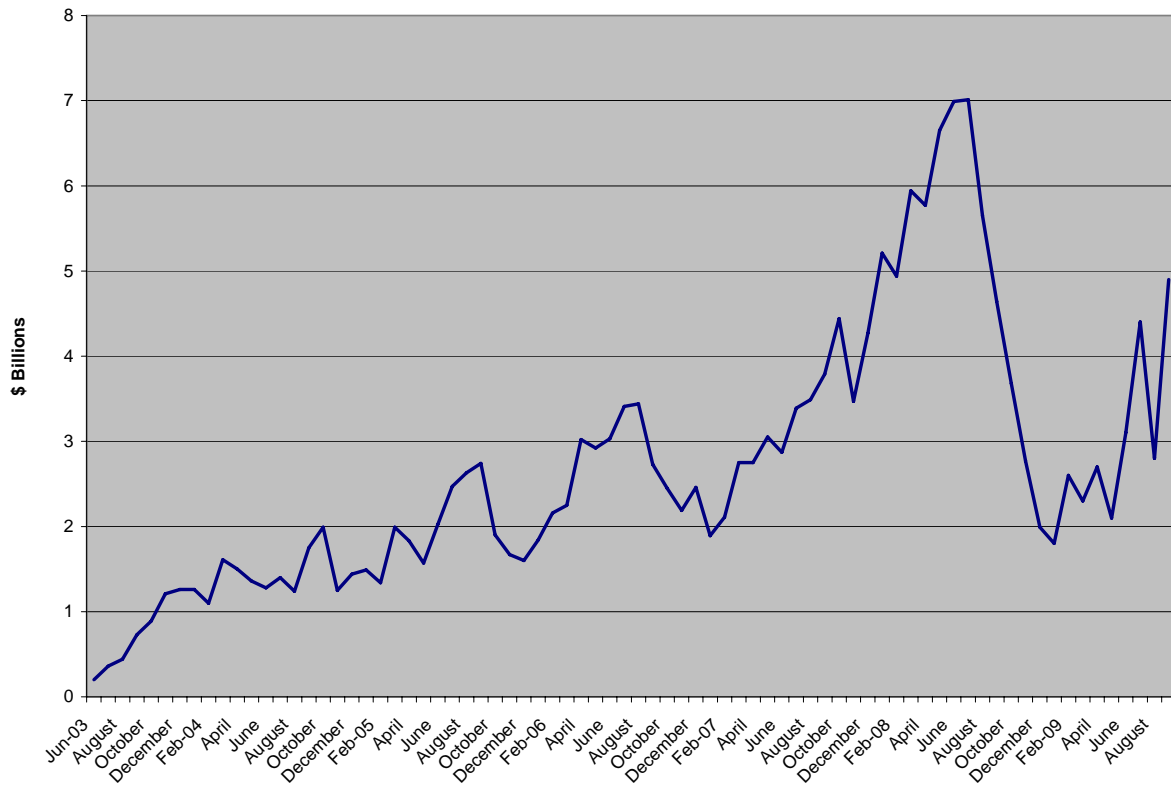
# ECONOMIC & QUALITY OF LIFE INDICATORS

FUEL<sup>57</sup>

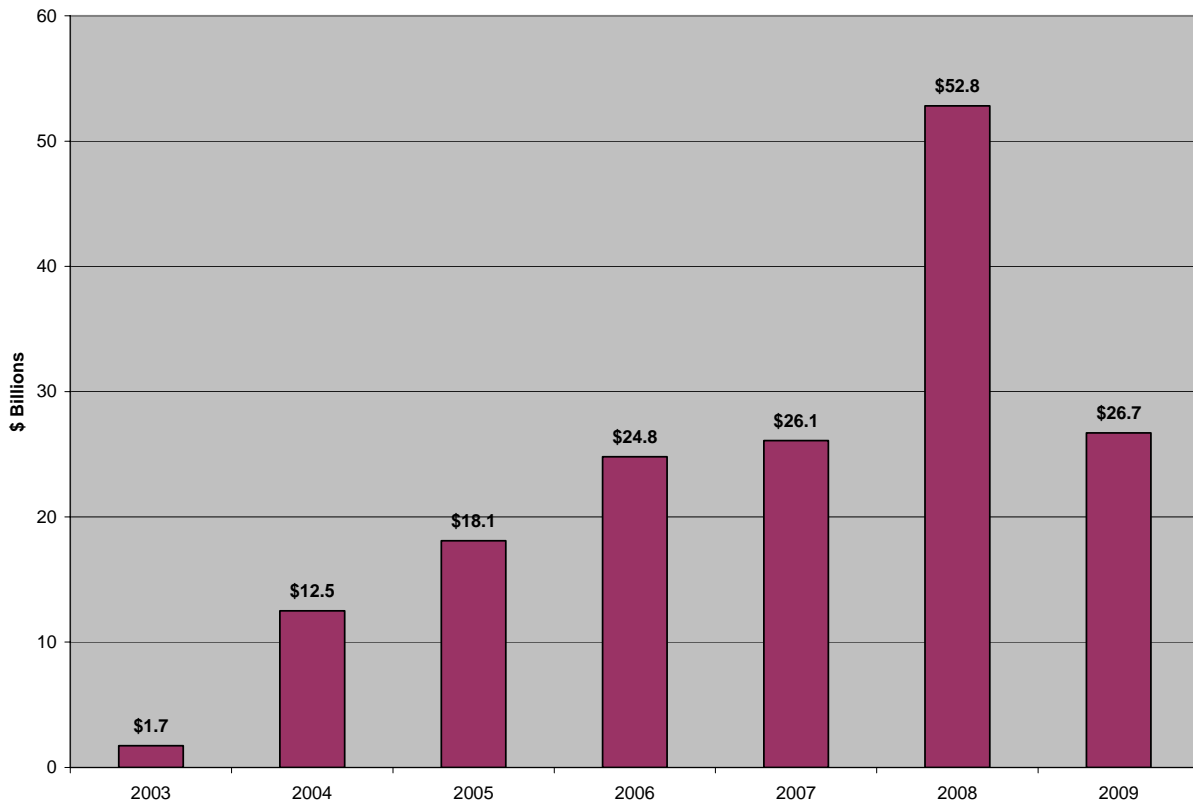
Time	Fuel supplies available						Overall fuel supplies as percentage of goal during that month
	Millions of barrels/day		Millions of liters/day			Tons/day	
	Crude oil production	Crude oil export	Diesel (Prod. & Imp.)	Kerosene (Prod. & Imp.)	Gasoline/Benzene (Prod. & Imp.)	Liquid Petroleum Gas (Prod. & Imp.)	
Estimated prewar level	2.5	1.7-2.5	N/A	N/A	N/A	N/A	
May 2003	0.3	0	N/A	N/A	N/A	N/A	10 %
June	0.675	0.2	N/A	N/A	N/A	N/A	23%
July	0.925	0.322	6.5	4.75	13.5	1,880	44%
August	1.445	0.646	10.25	6.2	14.0	2,530	57%
September	1.725	0.983	14.25	6.9	17.3	3,030	70%
October	2.055	1.149	14.75	9.6	16.35	3,700	78%
November	2.1	1.524	13.14	13.3	11.792	3,610	76%
December	2.30	1.541	12.29	9.4	12.9	3,460	72%
January 2004	2440	1.537	13.91	11.3	13.32	3,445	78%
February	2.276	1.382	15.21	13.05	16.65	4,670	88%
March	2.435	1.825	15.03	17.28	17.19	5,010	92%
April	2.384	1.804	22.8	4.46	19.3	3,607	79%
May	1.887	1.380	22.92	4.005	18.07	3,264	73%
June	2.295	1.148	16.47	4.9	22	3,086	75%
July	2.2	1.406	17.95	5.75	22.3	3,820	80%
August	2.112	1.114	16	4.2	15.1	3,417	84%
September	2.514	1.703	16.35	6.35	14.6	2,707	72%
October	2.46	1.542	16.15	7.95	18.6	3,044	80%
November	1.95	1.320	16.5	7.7	17.9	3,324	77%
December	2.16	1.520	18.3	10.5	17.6	4,222	88%
January 2005	2.10	1.367	12.7	6.7	20.65	5,017	75%
February	2.10	1.431	15.9	8.55	21.2	5,003	84%
March	2.09	1.394	19.7	8.05	20.3	4,894	93%
April	2.14	1.398	18.3	7.6	23.7	5,219	97%
May	2.1	1.308	22.2	4.4	22.5	5,030	93%
June	2.17	1.377	18.9	6.25	18.3	5,137	97%
July	2.17	1.550	19.9	5.9	23.9	4,474	97%
August	2.16	1.504	19.3	5.2	23.8	5,072	96%
September <sup>58</sup>	2.11	1.60	17.3	4.4	20.9	4,888	87%
October	1.91	1.239	17.0	8.6	18.9	4,784	90%
November	1.98	1.168	17.3	8.2	19.9	5,526	88%
December	1.92	1.071	16.1	8.0	17.5	5,046	81%
January 2006	1.73	1.05	14.0	6.3	18.1	3,716	72%
February	1.83	1.47	10.1	5.0	12.2	2,263	55%
March	2.10	1.32	12.0	5.7	14.9	2,798	65%
April	2.14	1.60	13.5	4.5	16.9	2,855	67%
May	2.13	1.51	15.2	4.8	17.4	3,577	82%
June	2.30	1.67	15.7	4.3	16.1	3,217	80%
July	2.22	1.68	11.0	2.78	13.3	1,719	52%
August	2.24	1.68	12.4	4.47	16.5	3,242	71%
September	2.34	1.65	13.4	6.0	18.3	3,270	77%
October	2.26	1.55	10.8	4.7	15.4	3,102	57%
November	2.10	1.44	11.1	6.4	13.9	2,747	54%
December <sup>59</sup>	2.15	1.45	10.7	8.1	9.8	2,544	55%
January 2007	1.66	1.30	10.6	4.4	11.2	2,945	52%
February	2.08	1.50	11.3	5.7	13.0	3,101	61%
March	2.08	1.58	8.3	4.2	12.1	2,598	57%
April	2.14	1.50	12.8	5.3	13.8	2,841	66%
May	2.03	1.64	9.2	3.5	12.1	2,010	56%
June	2.00	1.47	9.7	3.7	11.0	2,282	57%
July	2.07	1.71	11.0	2.6	11.2	2,650	57%
August	1.91	1.69	8.9	3.4	9.6	1,918	47%
September	2.30	1.90	13.4	8.3	15.2	3,472	75%
October	2.34	1.91	12.4	8.5	14.4	3,724	69%
November	2.38	1.88	12.2	7.0	15.9	3,378	67%
December	2.42	1.93	12.5	6.4	14.5	3,875	68%
January 2008	2.24	1.93	9.9	5.5	11.3	3,019	56%
February	2.39	1.93	12.0	6.8	13.5	3,865	66%
March	2.38	1.93	14.5	7.5	13.8	3,822	69%
April	2.40	1.88	13.6	6.8	13.8	3,481	66%
May	2.50	1.96	15.3	5.0	10.1	3,582	64%
June	2.52	1.96	19.7	8.6	13.4	3,350	74%
July	2.54	1.85	19.1	9.3	11.7	2,877	71%
August	2.50	1.70	18.7	8.1	14.8	3,381	73%
September	2.37	1.65	17.3	8.9	16.2	4,086	76%
October	2.37	1.69	17.3	10.4	15.6	4,171	78%
November	2.40	1.88	17.0	11.0	15.1	4,861	81%
December	2.35	1.73	16.4	10.9	12.0	4,013	74%
January 2009	2.15	1.89	13.0	8.3	11.6	3,521	63%
February	2.32	1.69	N/A	N/A	N/A	N/A	N/A
March	2.38	1.93	N/A	N/A	N/A	N/A	N/A
April	2.37	1.82	N/A	N/A	N/A	N/A	N/A
May	2.41	1.90	N/A	N/A	N/A	N/A	N/A
June	2.43	1.91	N/A	N/A	N/A	N/A	N/A
July	2.48	2.03	N/A	N/A	N/A	N/A	N/A
August	2.48	2.00	N/A	N/A	N/A	N/A	N/A
September	2.50	1.95	N/A	N/A	N/A	N/A	N/A

NOTE ON FUEL TABLE: Above data as of September 30, 2009. The ratio of Iraq price to international price is 4.0 for LPG, 3.0 for regular and 6.9 for premium gasoline, 0.7 for kerosene and 1.5 for diesel.<sup>60</sup> Kerosene imports began 5 October, 2003. All previous months cover only production.

**MONTHLY OIL REVENUE FROM EXPORTS, JUNE 2003-PRESENT<sup>61</sup>**



**YEAR-TO-DATE COMPARISON OF OIL REVENUE FROM EXPORTS, 2003-2009<sup>62</sup>**



**THRU: SEPTEMBER**

**NOTE:** Data for oil revenue collected by the post-Saddam Iraqi government begins in June 2003. Figures depict the total amount of revenue collected for each respective year thru the most current month in 2009.

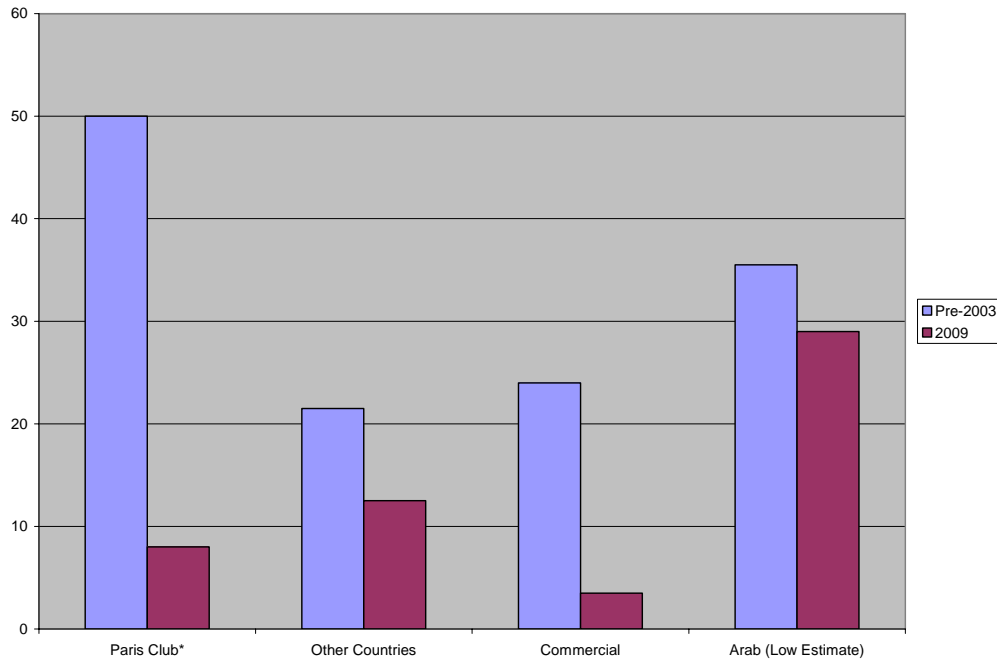
**ELECTRICITY<sup>63</sup>**

Time	Average amount of electricity generated (Megawatts)		Average hours of electricity/day		Average of mega watt hours (MWH)
	Nation-wide	Baghdad	Nationwide	Baghdad	
Est. prewar level	3,958	2,500	4-8	16-24	95,000
May 2003	500	300	4-8	4-8	N/A
June	3,193	707	N/A	N/A	N/A
July	3,236	1,082	N/A	N/A	N/A
August	3,263	1,283	N/A	N/A	72,435
September	3,543	1,229	N/A	N/A	75,000
October	3,948	N/A	N/A	N/A	79,000
November	3,582	N/A	N/A	N/A	70,000
December	3,427	N/A	N/A	N/A	72,000
January 2004	3,758	N/A	N/A	N/A	79,000
February	4,125	1,307	13	13.4	90,000
March	4,040	1,192	16	16.4	86,000
April	3,823	1,021	15	14.8	78,000
May	3,902	1,053	11	12.2	80,000
June	4,293	1,198	10	11	93,500
July	4,584	N/A	10	12	100,300
August	4,707	1,440	13	15	109,900
September	4,467	1,485	13	14	107,200
October	4,074	1,280	13	16	99,306
November	3,199	845	13	N/A	76,550
December	3,380	N/A	N/A	N/A	81,114
January 2005	3,289	985	9	9.0	78,925
February	3,611	1,180	8.5	10.3	86,675
March	3,627	994	11.8	11.0	87,051
April	3,390	854	9	11.5	81,350
May	3,712	N/A	8.4	9.5	89,088
June	4,153	N/A	9.4	10.4	102,525
July	4,446	N/A	12.6	10.9	106,713
August	4,049	N/A	12.0	8.4	97,165
September	4,159	N/A	13.5	10.4	101,916
October	3,685	N/A	14.3	8.9	88,442
November*	3,742	N/A	13.3	8.8	89,800
December**	3,800	N/A	12.0	6.1	91,400
January 2006	3,640	N/A	9.8	4.0	87,400
February	3,700	N/A	10.3	5.9	88,600
March	4,000	N/A	13.1	7.8	96,300
April	3,700	N/A	10.9	4.5	88,500
May	3,900	N/A	9.9	3.9	92,700
June	4,400	N/A	11.9	8.0	106,100
July	4,400	N/A	11.4	7.0	106,700
August	4,430	N/A	10.9	6.2	106,400
September	4,000	N/A	10.8	5.3	95,600
October	4,000	N/A	12.3	6.7	96,600
November	3,700	N/A	10.9	6.9	88,000
December	3,500	N/A	9.2	6.7	85,968
January 2007	3,590	N/A	8.0	4.4	86,100
February	3,600	N/A	9.3	6.0	86,500
March	3,600	N/A	10.9	6.0	86,400
April	3,830	N/A	11.7	5.8	91,930
May	3,720	N/A	10.1	5.6	89,245
June	4,200	N/A	10.6	5.9	100,728
July	4,220	N/A	10.4	5.9	101,270
August	4,380	N/A	10.2	6.3	105,050
September	4,860	N/A	11.8	7.4	116,560
October	4,725	N/A	12.9	9.0	113,390
November	4,140	N/A	12.3	9.0	99,400
December	4,270	N/A	11.6	8.9	102,415
January 2008	4,030	N/A	8.7	7.0	96,660
February	3,950	N/A	9.7	7.5	94,750
March	4,220	N/A	N/A	N/A	101,270
April	4,030	N/A	N/A	N/A	96,680
May	4,130	N/A	9.8	7.2	99,055
June	4,470	N/A	10.9	9.7	107,290
July	4,690	N/A	11.3	10.5	112,580
August	4,850	N/A	10.8	10.5	116,335
September	4,805	N/A	11.4	11.8	115,290
October	4,680	N/A	13.4	13.6	112,225
November	5,080	N/A	14.7	16.6	121,890
December	5,155	N/A	14.1	14.3	123,670
January 2009	6,055	N/A	13.4	13.8	145,350
February	5,345	N/A	14.5	15.1	128,260
March	5,275	N/A	15.4	16.7	126,615
April	5,055	N/A	N/A	N/A	121,350
May	6,020	N/A	N/A	N/A	144,400
June	5,365	N/A	N/A	N/A	128,710
July	5,940	N/A	N/A	N/A	142,555
August	6,515	N/A	N/A	N/A	156,350
September	6,440	N/A	15.2	15.6	154,490
<b>Stated Goal:</b>	<b>6,000</b>	<b>2,500</b>	<b>US Interim Target:</b>	<b>US Interim Target: 10-12</b>	<b>120,000</b>
	<b>to have been reached</b>	<b>to have been reached</b>	<b>10-12 hours</b>	<b>hours</b>	
	<b>by</b>	<b>by</b>	<b>National Target:</b>	<b>National Target:</b>	
	<b>July 1, 2004</b>	<b>October 2003</b>	<b>24 hours</b>	<b>24 hours</b>	

**NOTE ON ELECTRICITY TABLE:** The demand for electricity ranges from 8,500 to 9,000 MW nationwide. It is estimated that between 30,000-50,000 private generators are currently providing an additional 2,000-4,500 MW of power outside of the national grid<sup>64</sup>

Above data as of September 30, 2009

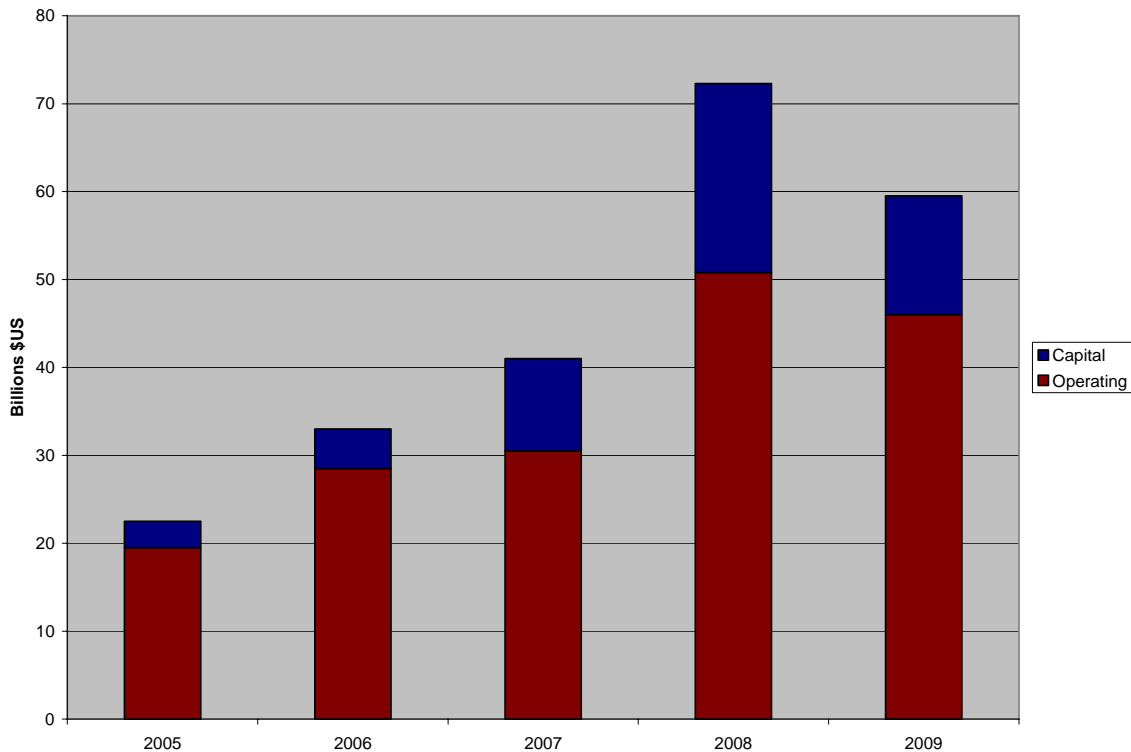
**DEBT OWED BY THE IRAQI GOVERNMENT TO VARIOUS LENDERS, PRE-2003 VS. 2009<sup>65</sup>**



\***Paris Club** nations that took part in the reorganization of Iraq’s debt included Australia, Austria, Belgium, Canada, Denmark, Finland, France, Germany, Italy, Japan, the Netherlands, the Republic of Korea, the Russian Federation, Spain, Sweden, Switzerland, the United Kingdom and the United States of America.

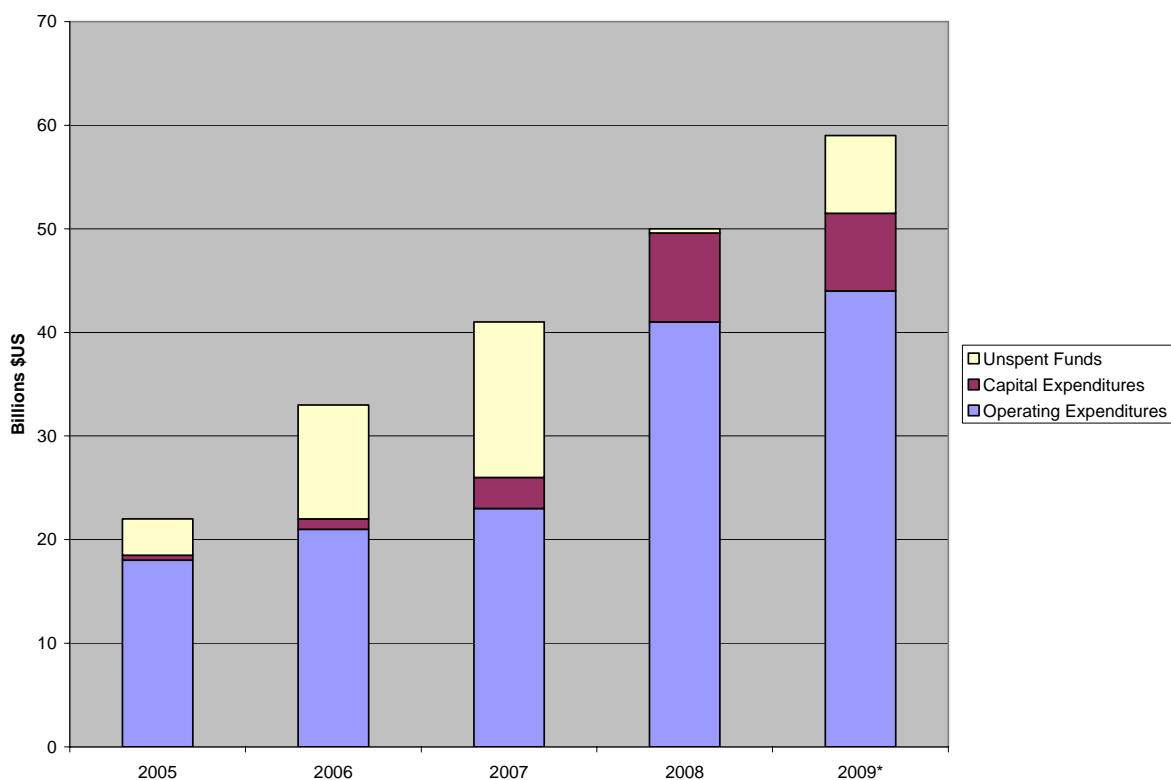
**NOTE:** “Arab-Low” estimates debt to Saudi Arabia at \$15.7 billion. Such estimates range as high as \$31 billion.

**GOVERNMENT OF IRAQ ANNUAL BUDGET, 2005-2009<sup>66</sup>**



**NOTE:** Figures for 2008 include supplemental spending totaling \$14.3 billion for operations and \$8.0 billion for capital investment. The 2009 budget was passed on March 5, 2009.

## GOVERNMENT OF IRAQ ANNUAL SPENDING, 2005-2009<sup>67</sup>



NOTE: 2009 spending levels are based on estimates. Unspent funds from 2005, 2006 and 2007 were rolled over to subsequent years.

## GDP ESTIMATES AND PROJECTIONS, 2002-2008<sup>68</sup>

	2002	2003	2004	2005 e	2006	2007	2008 p
<b>Nominal GDP (in USD billion)</b>	20.5	13.6	25.7	34.5	48.5	55.4	60.9
<b>Of which non-oil GDP (%)</b>	32.0	32.0	30.4	30.6	33.1		
<b>Per Capita GDP (USD)</b>	802	518	949	1,237	1,687		
<b>Real GDP (% change)</b>	-7.8	-41.4	46.5	3.7	5.9	4.1	7.0
<b>Overall Fiscal Balance (in % of GDP)</b>	*	*	-40.6	9.8	-6.1		
<b>Consumer Price Inflation (annual %)</b>	19.0	34.0	32.0	32.0	50.0		

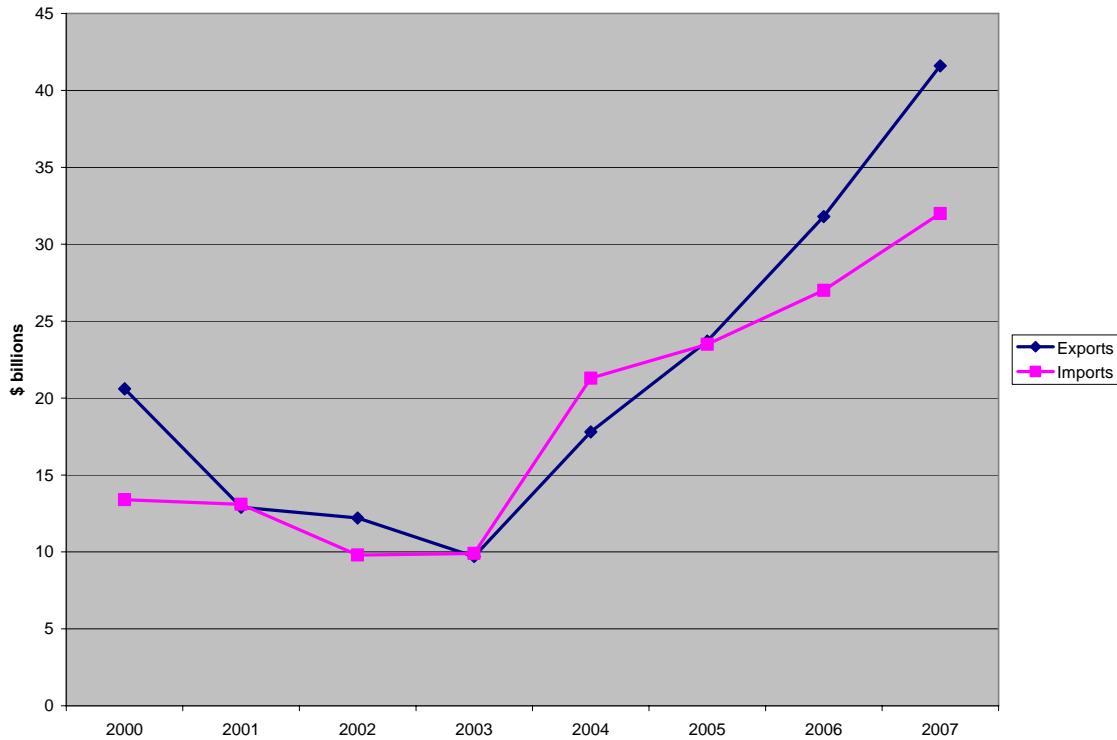
(e): IMF Estimates, (p): projections, \*: Not Available

NOTE ON TABLE: 2007 and 2008 Real GDP Growth projections are provided by the authors and disagree with the figures released by the IMF and World Bank of 14.4% and 12.9% growth, respectively.

## CONSUMER PRICE INDEX YEAR-OVER-YEAR PERCENTAGE CHANGE, 2004-2007<sup>69</sup>

DATE	% CHANGE
Dec-04	31.7
Dec-05	31.6
Dec-06	64.8
Mar-07	36.6
Apr-07	40.9
May-07	38.6
Jun-07	46.0

**ANNUAL VALUE OF IRAQI IMPORTS AND EXPORTS, 2000-2007 (\$ BILLIONS)<sup>70</sup>**



**APPROPRIATIONS PROVIDED FOR OPERATION IRAQI FREEDOM BY FUNDING SOURCE, FY2003 THRU FY2009 BRIDGE<sup>71</sup>**

	FY 2003	FY 2004	FY 2005	FY 2006	FY 2007	FY 2008	TOTAL thru FY08 Appropriations	FY 2009 BRIDGE	TOTAL FY2003-2009 BRIDGE <sup>^</sup>
<b>Department of Defense</b>	50.0	56.4	83.4	98.1	129.6	145.4	<b>562.9</b>	53.4	<b>616.3</b>
<b>Foreign Aid and Diplomatic Ops</b>	3.0	19.5	2.0	3.2	3.2	2.8	<b>33.7</b>	0.8	<b>34.5</b>
<b>VA Medical</b>	0	0	0.2	0.4	0.9	1.0	<b>2.5</b>	0.0	<b>2.5</b>
<b>TOTAL</b>	<b>53.0</b>	<b>75.9</b>	<b>85.5</b>	<b>102.0</b>	<b>133.6</b>	<b>149.2</b>	<b>599.1</b>	<b>54.2</b>	<b>653.3</b>

<sup>^</sup>Reflects H.R. 2642 as passed by the U.S. House of Representatives on June 30, 2008. Excludes \$1.4 billion in the regular State/USAID request for Iraq and Afghanistan.

**ESTIMATED AVAILABILITY OF ESSENTIAL SERVICES, FEBRUARY 2008 & FEBRUARY 2009<sup>72</sup>**

<b>SERVICE</b>	<b>FEBRUARY 2008</b>	<b>FEBRUARY 2009</b>
<b>Sewage</b> (% population with access to sanitation)	<b>8%</b>	<b>20%</b>
<b>Water</b> (% population with access to potable water)	<b>22%</b>	<b>45%</b>
<b>Electricity</b> (% with access to 12+ hours of power per day)	<b>25%</b>	<b>50%</b>
<b>Fire Departments</b> (Equipped stations per 25 K population)	<b>23%</b>	<b>42%</b>
<b>Fuel</b> (Meet demand)	<b>25%</b>	<b>48%</b>
<b>Public Health</b> (Population with access to Health Services)	<b>18%</b>	<b>30%</b>
<b>Housing</b> (% population with adequate housing)	<b>25%</b>	<b>50%</b>
<b>Trash</b> (% population serviced)	<b>18%</b>	<b>45%</b>

**ESTIMATED AMOUNT OF FOREIGN DIRECT INVESTMENT (FDI) ATTRACTED PER MONTH IN IRAQ**

<b>YEAR</b>	<b>FDI PER MONTH (MILLIONS U.S. \$)</b>
<b>2004</b>	<b>10</b>
<b>2005</b>	<b>10</b>
<b>2006</b>	<b>10</b>
<b>2007</b>	<b>10</b>
<b>2008</b>	<b>100</b>
<b>2009</b>	<b>100</b>

### TELEPHONE SUBSCRIBERS<sup>73</sup>

Time	Telephone subscribers	
Estimated prewar level	833,000	
September	600,000	
December	600,000	
January 2004	600,000	
February	900,000	
March	984,225	
April	1,095,000	
May	1,220,000	
June	1,200,000	
July	N/A	
August	1,463,148	
September	1,579,457	
October	1,753,000	
November	2,135,000	
December	2,152,000	
January 2005	2,449,139	
February	2,569,110	
March	2,982,115	
April	3,172,771	
May	~3,450,000	
June	3,801,822	
July	~4,100,000	
August	4,590,398	
March 2006	6,836,854	
April	~7,400,000	
August	~8,100,000	
September	~8,200,000	
October	~8,200,000	
November	~8,500,000	
December	~9,800,000	
January 2007	~9,800,000	
April	~9,830,000	
April 2008	12,000,000 (cellular)	1,280,000 (landline)
October	~13,000,000 (cellular)	1,300,000 (landline)
January 2009	14,700,000 (cellular)	1,300,000 (landline)
April	17,700,000 (cellular)	1,300,000 (landline)
Previous goal (Jan. 2004)	1,100,000	

**NOTE ON TELEPHONE SUBSCRIBERS TABLE:** The estimated pre-war level represents only land telephone lines, as Iraq had no nationwide cellular network. Post-war data includes landlines and cellular subscribers. Since landline subscribers have held fairly steady at 800,000-1,000,000 since July 2004, cellular subscribers make up the overwhelming majority of post-war telephone subscribers.

### TRAINED JUDGES<sup>74</sup>

Time	Number of trained judges
May 2003	0
June 2004	175
May 2005	351
October	351
May 2006	<800
August	740
November	800
January 2007	870
August	1,100
November	1,200
March 2008	1,200
June	1,180
December	1,225

**NOTE ON TRAINED JUDGES CHART:** As of June 28, 2008, 40 Iraqi judges have been assassinated since 2003. As of October 2005, all provincial courts are operational and there exist 99 trained judicial investigators. 135 of 869 judges were removed because of substantial evidence of corruption or Ba'ath Party affiliation.<sup>75</sup> The estimated need for is for 1,500 judges according to the US Department of Justice.<sup>76</sup>



**INTERNET SUBSCRIBERS<sup>77</sup>**

Time	Internet subscribers (does not include unregulated users of Internet cafes)
Estimated prewar level	4,500
September 2003	4,900
January-April 2004	N/A
May	54,000
June	59,000
July	73,000
August	87,000
September	95,000
October	102,978
November	110,000
January 2005	124,293
March	147,076
April 2006	208,000
August	197,310
November	194,420
January 2007	230,000
April	261,000
October	827,500
January 2009	688,410
April	820,000

**DOCTORS IN IRAQ<sup>78</sup>**

Iraqi Physicians Registered Before the 2003 Invasion	34,000
Iraqi Physicians Who:	
Have Left Iraq Since the 2003 Invasion	20,000 (estimate)
Returned to Iraq in 2007	200
Returned to Iraq in 2008	1,000
Returned to Iraq in 2009 (thru April)	325
Number of Physicians in Iraq (December 2008)	16,000
Iraqi Physicians Murdered Since 2003 Invasion	2,000
Iraqi Physicians Kidnapped	250
Average Salary of an Iraqi Physician	7.5 million Iraqi dinars per year (or ~\$5,100 per year)
Annual Graduates from Iraqi Medical Schools	2,250
Percentage of Above That Will Work Outside of Iraq	20%

NOTE: Numbers are estimates.

**EDUCATION INDICATORS<sup>79</sup>**

	YEAR	NUMBER/% OF STUDENTS
Number of Children Enrolled in Primary Schools Nationwide	2002	3.5 million
	2005	3.7 million (5.7% increase)
Number of Children Enrolled in Middle Schools and High Schools Nationwide	2002	1.1 million
	2005	1.4 million (27% increase)
Percent of High School aged Iraqis Enrolled in School in 2003	2003	33%
Percent of Iraq's 3.5 million students attending class	2007	30%
Number of government run schools in Iraq (not including Kurdish region)		17,300

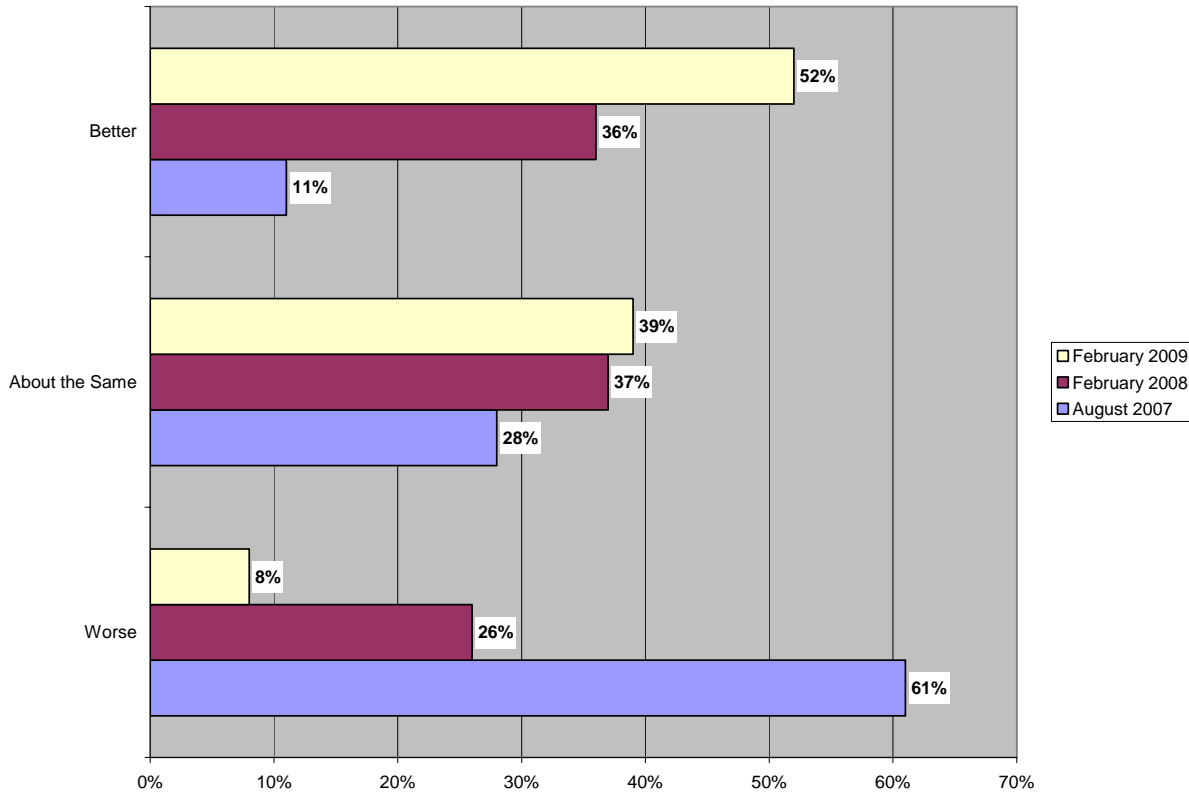
NOTE ON EDUCATION INDICATORS: Education numbers do not include the Kurdish regions, which are administratively separate. Iraq's population increased to 26 million (8% increase) from 2002 to 2005.

# POLLING/POLITICS

## IRAQ: WHERE THINGS STAND 2009<sup>80</sup> UPDATED MARCH 2009

*Last of 4 Surveys Conducted by D3 Systems for the BBC, ABC News, ARD German TV and USA Today  
(2,228 Iraqi adults from throughout the country were interviewed)*

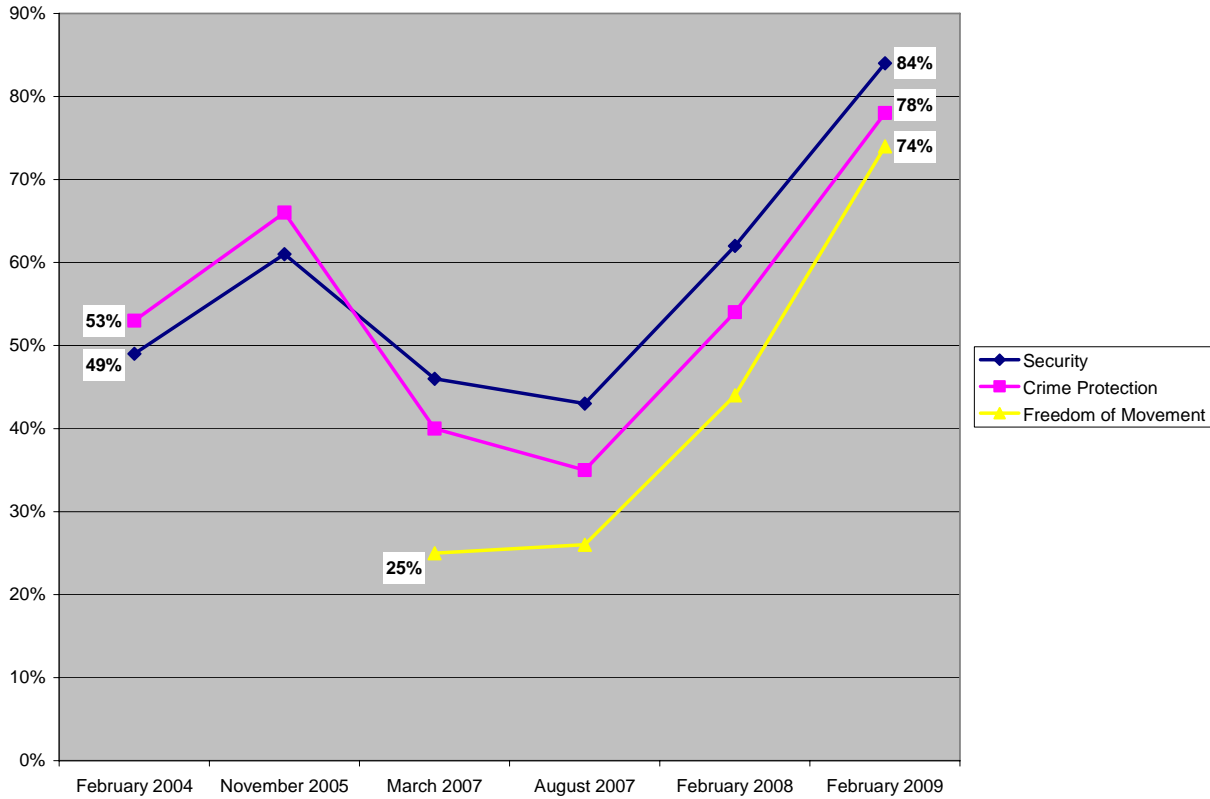
**QUESTION: IN THE PAST SIX MONTHS, HAS THE SECURITY SITUATION IN IRAQ BECOME BETTER, WORSE OR ABOUT THE SAME?**



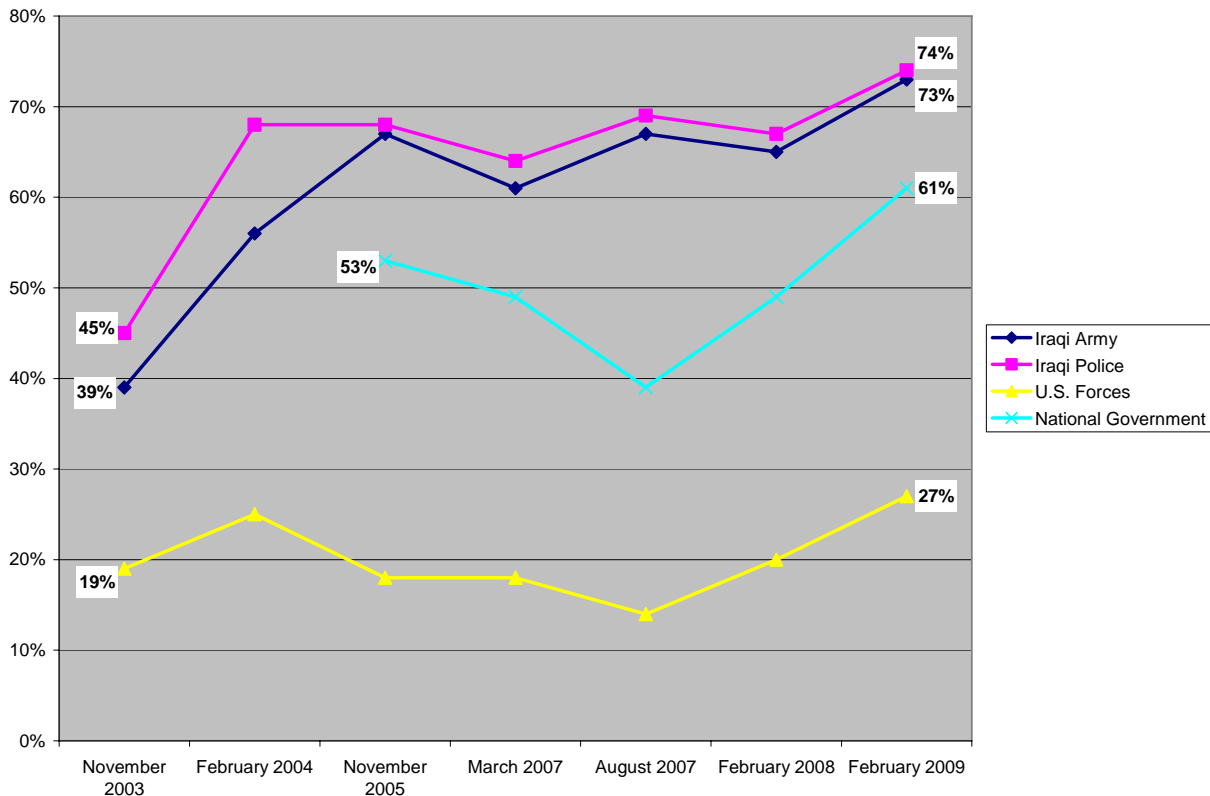
**QUESTION: HOW WOULD YOU SAY THINGS ARE GOING IN IRAQ OVERALL THESE DAYS?**

	ALL	Shia	Sunni	Kurd
<b>FEBRUARY 2009</b>				
Very/Quite Good	58%	67%	46%	51%
Very/Quite Bad	41%	32%	51%	48%
<b>FEBRUARY 2008</b>				
Very/Quite Good	43%	61%	16%	45%
Very/Quite Bad	56%	39%	83%	53%
<b>SEPTEMBER 2007</b>				
Very/Quite Good	22%	39%	2%	17%
Very/Quite Bad	78%	62%	98%	83%
<b>FEBRUARY 2007</b>				
Very/Quite Good	35%	50%	5%	11%
Very/Quite Bad	65%	50%	95%	43%

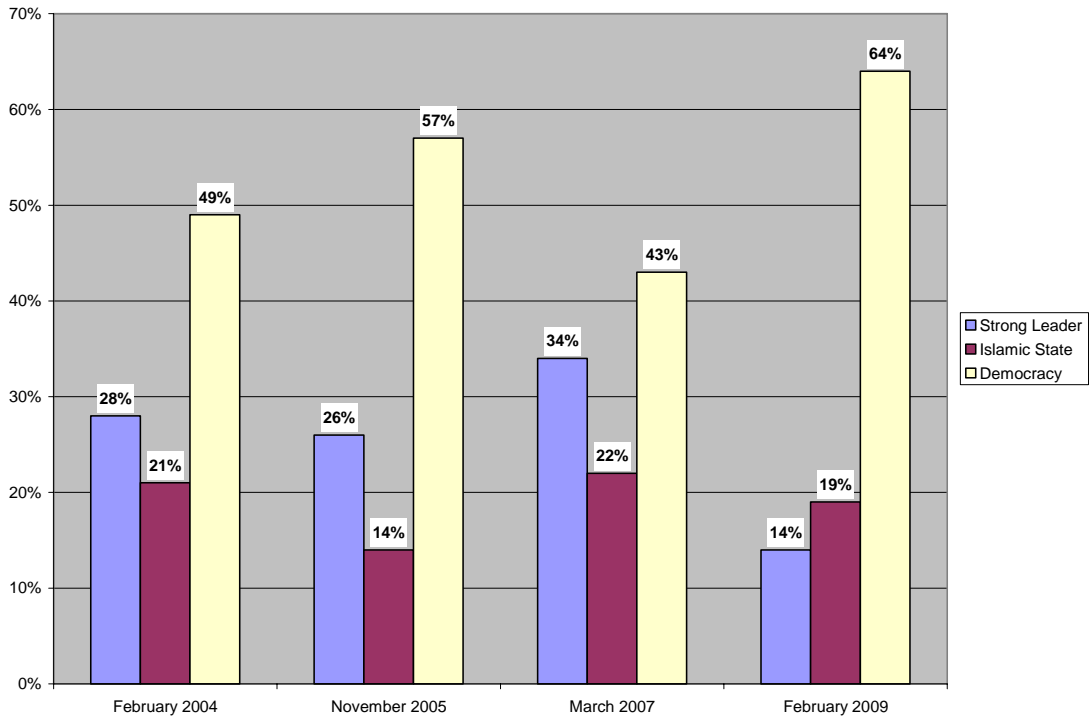
**QUESTION: HOW WOULD YOU RATE THE FOLLOWING LOCAL CONDITIONS?  
(% WHO ANSWERED “VERY GOOD” OR “QUITE GOOD”)**



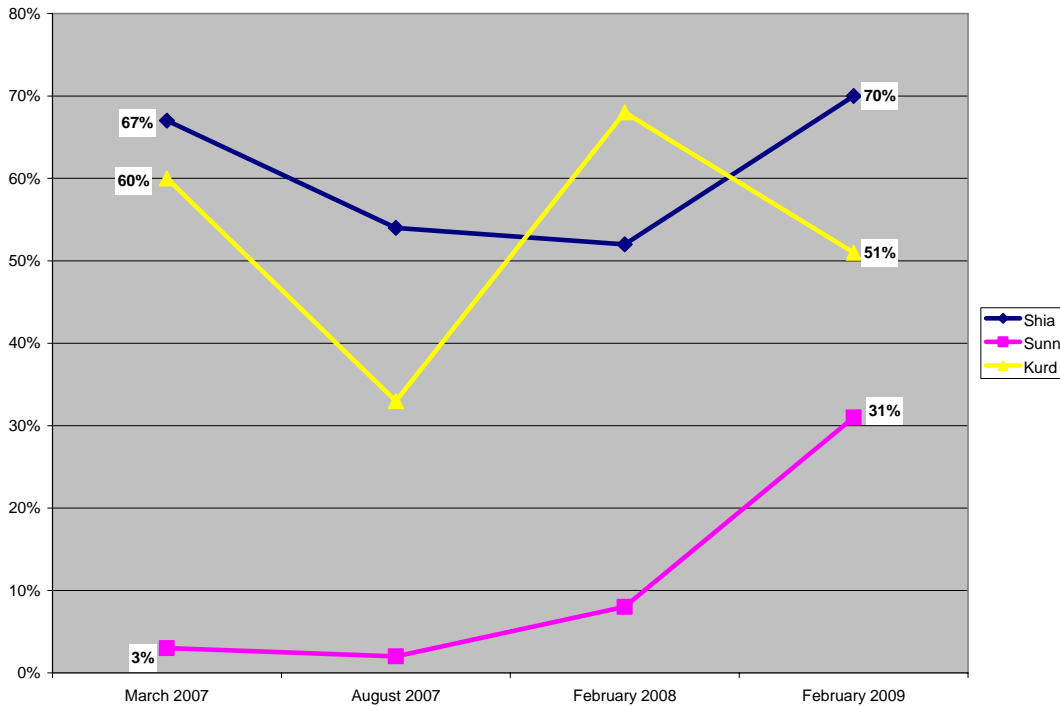
**QUESTION: HOW CONFIDENT ARE YOU IN THE FOLLOWING INSTITUTIONS?  
(% WHO ANSWERED “GREAT DEAL” OR “QUITE A LOT” OF CONFIDENCE)**



**QUESTION: WHICH OF THE FOLLOWING POLITICAL STRUCTURES DO YOU THINK IRAQ SHOULD HAVE IN THE FUTURE?**



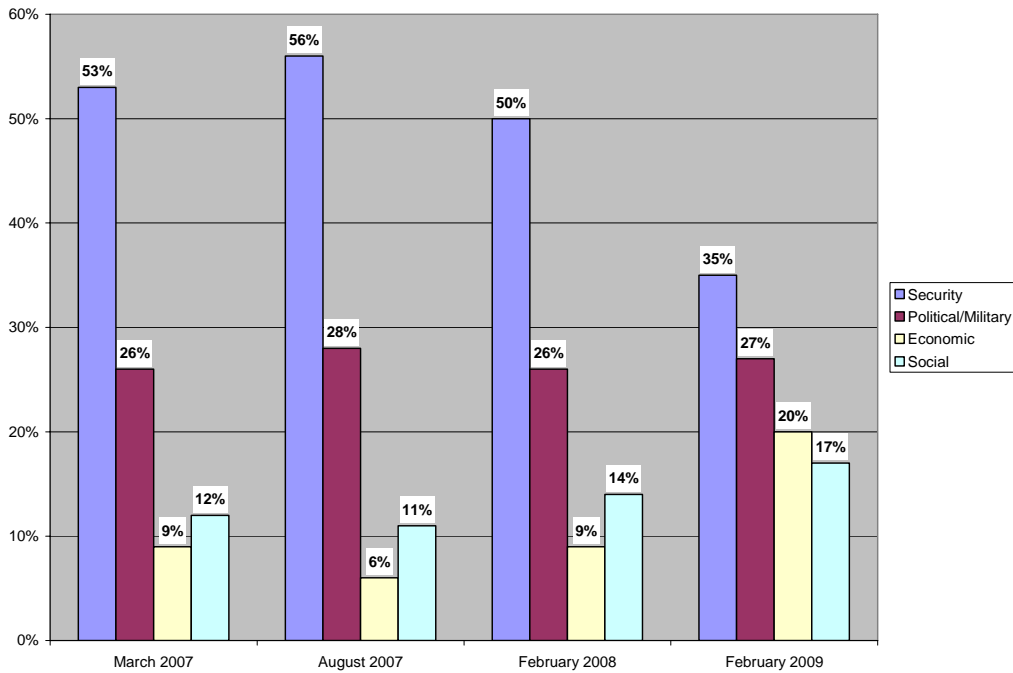
**APPROVAL RATING FOR PRIME MINISTER NOURI AL-MALIKI**



**AGGREGATE RESULTS FOR ABOVE GRAPH**

	APPROVAL RATING
<b>FEBRUARY 2009</b>	<b>55%</b>
<b>FEBRUARY 2008</b>	<b>40%</b>
<b>AUGUST 2007</b>	<b>33%</b>
<b>MARCH 2007</b>	<b>43%</b>

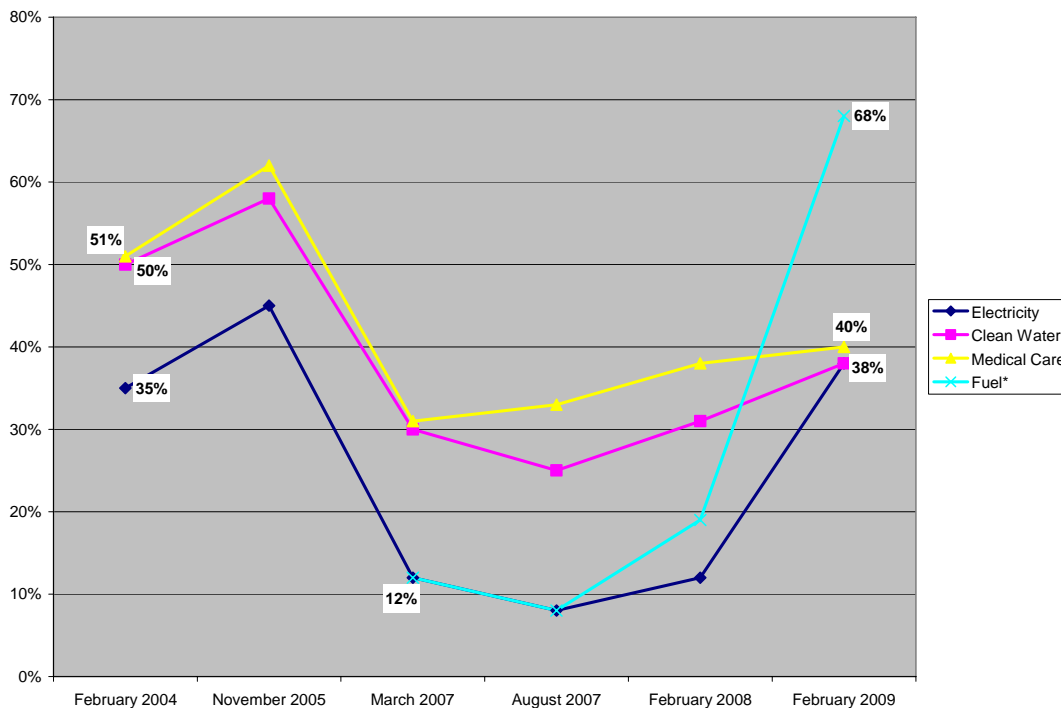
**QUESTION: IN YOUR OPINION, WHAT IS THE SINGLE BIGGEST PROBLEM FACING IRAQ AS A WHOLE??**



**DETAIL OF RESPONSES FOR ABOVE GRAPH**

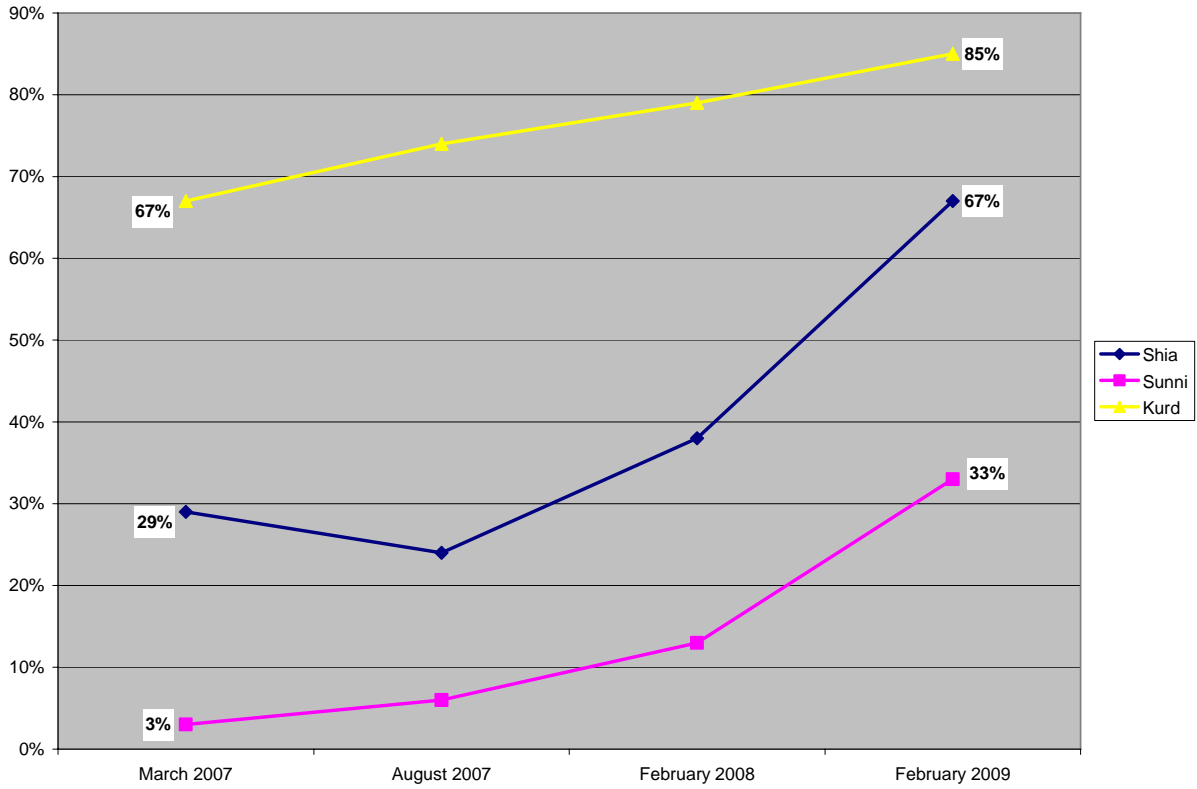
	MARCH 2007			AUGUST 2007			FEBRUARY 2008			FEBRUARY 2009		
	Shia	Sunni	Kurd	Shia	Sunni	Kurd	Shia	Sunni	Kurd	Shia	Sunni	Kurd
<b>SECURITY</b>	52%	55%	45%	60%	57%	43%	47%	55%	43%	37%	36%	25%
<b>POL/MIL</b>	27%	26%	18%	27%	31%	22%	30%	26%	16%	22%	34%	28%
<b>ECONOMIC</b>	7%	9%	18%	3%	3%	18%	8%	8%	13%	25%	16%	16%
<b>SOCIAL</b>	13%	9%	19%	9%	9%	16%	14%	10%	28%	16%	14%	26%

**QUESTION: HOW WOULD YOU RATE THE AVAILABILITY OF THE FOLLOWING SERVICES IN YOUR LOCAL AREA? (% WHO RESPONDED "VERY GOOD" OR "QUITE GOOD")**



\*Denotes the availability of fuel for cooking and driving

**QUESTION: HOW SAFE DO YOU FEEL IN YOUR NEIGHBORHOOD?  
(% WHO ANSWERED “VERY SAFE”)**



**AGGREGATE RESULTS FOR ABOVE GRAPH**

	FEEL “VERY SAFE”
<b>FEBRUARY 2009</b>	<b>59%</b>
<b>FEBRUARY 2008</b>	<b>37%</b>
<b>AUGUST 2007</b>	<b>26%</b>
<b>MARCH 2007</b>	<b>26%</b>

- <sup>1</sup> Iraq Family Health Survey Study Group, "Violence-Related Mortality in Iraq from 2002 to 2006", *The New England Journal of Medicine*, January 31, 2008.
- <sup>2</sup> Information for May 2003-December 2005 is based upon data from Iraq Body Count. The data for war-related fatalities was calculated at 1.75 times our IBC-based numbers, reflecting the fact that estimates for civilian casualties from the Iraqi Ministry of the Interior were 75 percent higher than those of our Iraq Body Count-based estimate over the aggregate May 2003 – December 2005 period. During this time, we separately studied the crime rate in Iraq, and on that basis estimated 23,000 murders throughout the country. In order to add these back in to our estimate, we used estimated monthly murder rates for Baghdad as a guide in proportionally allocating these 23,000 additional fatalities.
- <sup>3</sup> UNAMI Human Rights reports accessed at: <http://www.uniraq.org/aboutus/HR.asp>
- <sup>4</sup> U.S. State Department Weekly Status Report for September 12, 2007, accessed at: <http://www.state.gov/documents/organization/92176.pdf> Additional briefing slides from November 1, 2007, press briefing accessed at: <http://www.defenselink.mil/dodcmshare/briefingslide/317/071101-D-6570C-001.pdf>
- <sup>5</sup> Measuring Stability and Security in Iraq, U.S. Department of Defense Quarterly Report to Congress, March 2008, p. 18.
- <sup>6</sup> Monthly figures from January 2005 and onwards from Iraq Coalition Casualty Count, ([www.icasualties.org/oif/IraqiDeaths.aspx](http://www.icasualties.org/oif/IraqiDeaths.aspx)).
- <sup>7</sup> Multi-National Forces-Iraq, January 17, 2008. SIGACTS Report, MNF-I, June 14, 2008. Multi-National Forces-Iraq, January 17, 2008. SIGACTS Report, MNF-I, September 27, 2008, and subsequent monthly updates.
- <sup>8</sup> "Suicide bomber kills five at Iraqi café: police", *Agence France Presse*, May 1, 2009. 5 killed and 6 injured by suicide bomb. "Three killed in roadside bombing", *Agence France Presse*, May 2, 2009. 3 killed and 2 wounded by roadside bomb. Robert H. Reid, "Car bombs kill 17 in Baghdad, Iraq police say", *Associated Press*, May 6, 2009. 15 killed and 20 injured by car bomb. "Six Iraqis killed in truck suicide attack in Kirkuk", *Agence France Presse*, May 12, 2009. 6 killed and 14 wounded by suicide truck bomb. Benjamin Morgan, "At Least 34 Dead in Huge Baghdad Blast", *Agence France Presse*, May 20, 2009. 34 killed and 72 injured by car bomb. Robert H. Reid, "3 US soldiers, dozens of Iraqis killed by bombings", *Associated Press Worldstream*, May 21, 2009. 25 killed and 52 wounded by 2 suicide bombs and one bomb. "Two Americans among three dead in attack on Iraq convoy", *Agence France Presse*, May 26, 2009. 3 killed and 2 injured by roadside bomb. "Five killed in Iraq attacks: security sources", *Agence France Presse*, May 29, 2009. 3 killed and 8 wounded by bus bomb. "Four killed in Baghdad market blast", *Agence France Presse*, June 1, 2009. 4 killed and 14 wounded by bomb. "Nine killed in Baghdad café bombing", *Agence France Presse*, June 4, 2009. 9 killed and 31 wounded by bomb. Sameer N. Yacoub, "Iraq: Bombing of minibus in Shiite area kills 9", *Associated Press*, June 8, 2009. 9 killed and 24 injured by roadside bomb. Robert H. Reid, "Car bomb in Iraq kills about 30 people", *Associated Press*, June 10, 2009. 35 killed and 45 wounded by car bomb. Marwan Ibrahim, "Iraq truck bomb kills 64", *Agence France Presse*, June 20, 2009. 3 killed and 7 wounded by car bomb. Marwan Ibrahim, *Agence France Presse*, "Iraqis hunt for relatives in rubble of deadly truck bombing", June 21, 2009. 72 killed and 202 injured by truck bomb. Salam Faraj, "31 killed in Iraq attacks as US pullback looms", *Agence France Presse*, June 22, 2009. 25 killed and 98 wounded by 2 car bombs, 2 roadside bombs and 2 bombs. Kim Gamel, "Bomb strikes Shiite market in Baghdad, killing 69", *Associated Press*, June 24, 2009. 69 killed and 135 injured by bomb. Kim Gamel, "Motorcycle bombs kill 20 in Baghdad", *Associated Press*, June 26, 2009. 19 killed and 54 injured by motorcycle bomb. Hamza Hendawi, "Iraqis celebrate US pullback but bombing kills 33", *Associated Press*, June 30, 2009. 33 killed and 90 wounded by car bomb. Mazin Yahya, "Iraq car bombs kill 16", *Associated Press*, July 8, 2009. 20 killed and 42 wounded by 3 car bombs. Mujahid Mohammed, "Bomb attacks kill 52 in Iraq", *Agence France Presse*, July 9, 2009. 50 killed and 127 injured by 2 suicide bombs and 4 bombs. "Seven killed in Iraq bombings", *Agence France Presse*, July 11, 2009. 4 killed and 35 wounded by car bomb. "Four killed in attacks on Iraq churches", *Agence France Presse*, July 12, 2009. 4 killed and 21 injured by car bomb. "11 killed in Iraq bombings", *Agence France Presse*, July 15, 2009. 11 killed and 44 wounded by one suicide bomb and one bomb. "Iraq attacks kill five, including anti-Qaeda leader's son", *Agence France Presse*, July 18, 2009. 3 killed and 6 injured by roadside bomb. "Ten killed, including seven police, in Iraq violence", *Agence France Presse*, July 20, 2009. 3 killed and 4 wounded by bomb. Ammar Karim, "Iraq bomb attacks kill 21", *Agence France Presse*, July 21, 2009. 13 killed and 55 injured by 2 bombs. "Four killed in Iraq car bombing", *Agence France Presse*, July 25, 2009. 4 killed and 22 injured by car bomb. "Suicide bomber strikes funeral in Iraq, killing 5", *Associated Press Worldstream*, July 26, 2009. 5 killed and 13 wounded by suicide bomb. "Ten killed in Baghdad bombings", *Agence France Presse*, July 28, 2009. 8 killed and 14 injured by motorcycle bomb. Qassim Abdul-Zahra, "Bombs kill 12 in north and west Iraq, say police", *Associated Press Worldstream*, July 30, 2009. 12 killed and 49 injured by suicide car bomb and bomb. Assad Abboud, "29 killed in wave of bombings at Iraq mosques", *Agence France Presse*, July 31, 2009. 23 killed and 107 injured by car bomb. Bassem al-Anbari, "Eight killed in Iraq bombings", *Agence France Presse*, August 2, 2009. 7 killed and 20 injured by car bomb. Ammar Karim, "Eleven die in Iraq violence as would-be female bomber jailed", *Agence France Presse*, August 5, 2009. 5 killed and 8 wounded by roadside bomb. "Bombs kill five in Iraq, including Shiite pilgrim", *Agence France Presse*, August 6, 2009. 4 killed and 25 injured by car bomb. Kim Gamel, "Dozens killed in bombings against Shiites in Iraq", *Associated Press*, August 7, 2009. 48 killed and 238 wounded by suicide truck bomb, roadside bomb and motorcycle bomb. Kujahid Muhammad, "51 killed in wave of Iraq attacks", *Agence France Presse*, August 10, 2009. 47 killed and 251 injured by 3 car bombs and 2 bombs. Aubrey Belford, "Eight killed in Iraq bomb attacks: officials", *Agence France Presse*, August 11, 2009. 8 killed and 30 wounded by 2 car bombs. "Four police killed in Iraq attacks", *Agence France Presse*, August 12, 2009. 3 killed and 3 injured by car bomb. Mujahid Mohammed, "Twenty-one killed in Iraq suicide bombing", *Agence France Presse*, August 13, 2009. 21 killed and 32 wounded by 2 suicide bombs. Sameer N. Yacoub, "Bombs kill at least 8 people in Iraqi market", *Associated Press Worldstream*, August 16, 2009. 8 killed and 21 injured by 2 bombs. "Eight killed in Iraq attacks", *Agence France Presse*, August 17, 2009. 5 killed and 38 injured by car bomb. Hamza Hendawi and Kim Gamel, "Wave of blasts in Iraqi capital kills at least 95", *Associated Press*, 93 killed and 391 injured by suicide truck bomb, truck bomb and bomb. "Six killed, 21 wounded in Iraq attacks", *Agence France Presse*, August 21, 2009. 4 killed and 1 wounded by car bomb. Ali al-Alaak, "Ten killed in southern Iraq bus bombings", *Agence France Presse*, August 24, 2009. 8 killed and 8 injured by bus bomb. Hassan al-Obeidi, "Iraq attacks kill 19, injure dozens", *Agence France Presse*, August 29, 2009. 12 killed and 43 wounded by suicide car bomb and bomb. "Five killed, nearly 100 wounded in Iraq attacks", *Agence France Presse*, September 3, 2009. 3 killed and 51 injured by bomb. Arthur MacMillan, "Nineteen killed in spate of Iraq bombings", *Agence France Presse*, September 7, 2009. 20 killed and 39 injured by suicide car bomb, suicide bomb and bomb. Arthur MacMillan, "Four US soldiers, 10 Iraqi police killed in bomb attacks", *Agence France Presse*, September 8, 2009. 11 killed and 1 wounded by 2 roadside bombs and bomb. Hamid Ahmed, "Car bomb in Iraq kills 8 in northern city", *Associated Press Worldstream*, September 9, 2009. 8 killed and 1 injured by car bomb. Mujahid Mohammed, "22 killed in Iraq suicide truck bomb attack", *Agence France Presse*, September 10, 2009. 26 killed and 74 injured by suicide truck bomb and bomb. Ali al-Tuwaijri, "Nine killed, 38 wounded in Iraq attacks", *Agence France Presse*, September 12, 2009. 7 killed and 37 wounded by roadside bomb and car bomb. "Three killed, five wounded in Iraq car bomb", *Agence France Presse*, September 16, 2009. 3 killed and 5 wounded by car bomb. "Five killed in Iraq violence", *Agence France Presse*, September 17, 2009. 3 killed and 3 injured by car bomb. Jason Keyser, "Car bomb kills 7 in market south of Iraqi capital", *Associated Press*, September 18, 2009. 7 killed and 21 injured by car bomb. Mazin Yahya, "Bombs kill 11 in Iraq's capital, northern city", *Associated Press*, September 23, 2009. 3 killed by bomb. "Four Iraqi policemen killed in suicide attack", *Agence France Presse*, September 28, 2009. 4 killed and 4 injured by suicide car bomb. Bassem al-Anbari, "Eighteen killed, dozens wounded in Iraq attacks", *Agence France Presse*, September 28, 2009. 15 killed and 43 injured by suicide car bomb, car bomb and bomb. Sameer N. Yacoub, "Police: At least 6 dead in Iraq suicide blast", *Associated Press Worldstream*, October 5, 2009. 6 killed and 15 wounded by suicide bomb. Nawaf Jabbar and Ned Parker, "Bomb kills at least 11 in Iraq", *Los Angeles Times*, October 7, 2009. 11 killed and 31 injured by car bomb. "Five killed in Iraq bombings", *Agence France Presse*, October 8, 2009. 3 killed and 10 wounded by bomb. Sameer N. Yacoub, "Iraq: Roadside bomb kills 3 northeast of Baghdad", *Associated Press Worldstream*, October 8, 2009. 3 killed and 4 injured by roadside bomb. Timothy Williams, "Bombings Outside Iraq Reconciliation Meeting Kill 23", *New York Times*, October 12, 2009. 23 killed and 65 wounded by 2 car bombs.
- <sup>9</sup> Ibid.
- <sup>10</sup> Ibid.
- <sup>11</sup> Ibid.
- <sup>12</sup> Ibid.
- <sup>13</sup> Cara Buckley, "U.S. Military Plans To Bolster Iraqi Sentry Forces By 10,000", *New York Times*, November 29, 2007. Amit R. Paley and Karen De Young, "Iraq's Quality of Life Marked by Slow Gains, Many Setbacks", *Washington Post*, November 30, 2007. Jim Michaels, "In Baghdad, Hope That Sects Will Continue to 'Play Nice'", *USA Today*, December 6, 2007. Karen De Young and Amit R. Paley, "U.S. Plans to Form Job Corps for Iraqi Security Volunteers",

Washington Post, December 7, 2007. Rear Admiral Gregory Smith, Press Conference from Iraq, December 9, 2007. Accessed at: [http://www.mnf-iraq.com/index.php?option=com\\_content&task=view&id=15703&Itemid=131](http://www.mnf-iraq.com/index.php?option=com_content&task=view&id=15703&Itemid=131) Special Inspector General for Iraq Reconstruction, *Quarterly Report and Semiannual Report*, April 30, 2008, p. 107. Amit R. Paley, "U.S. Enlists and Arms Patrols in Sadr City", *Washington Post*, June 12, 2008. Special Inspector General for Iraq Reconstruction, *Quarterly Report and Semiannual Report*, July 30, 2008, page 94. Accessed at: <http://www.sigir.mil/reports/quarterlyreports/default.aspx> Hamza Hendawi, Iraq moves against some US-backed Sunni fighters", *Associated Press*, August 18, 2008. Shaun Waterman, "Shi'ite Resistance To Sunnis Threatens Progress of Surge", *United Press International*, August 27, 2008. Erica Goode, "U.S. Military Will Transfer Control of Sunni Citizen Patrols to Iraqi Government", *New York Times*, September 2, 2008. Mary Beth Sheridan, "A Delicate Changing of the Guard", *Washington Post*, October 2, 2008. Adam Ashton, "Iraqi Government to Take Control of Sunni Militia", *Miami Herald*, December 27, 2008. "Anbar Sons of Iraq Transfer Complete", February 9, 2009, Multi-National Corps-Iraq press release. Measuring Stability and Security in Iraq March 2009, Report to Congress in Accordance with the Department of Defense Appropriations Act 2006 (Section 9010), p. vi (and subsequent reports). Julian E. Barnes, "Analysts See Iraq on Edge", *Chicago Tribune*, August 23, 2009. Multi-National Forces Iraq, Unclassified Slide packet, September 19, 2009.

<sup>14</sup> Special Inspector General for Iraq Reconstruction, *Quarterly Report and Semiannual Report*, July 30, 2008, page 94. Accessed at: <http://www.sigir.mil/reports/quarterlyreports/default.aspx>

<sup>15</sup> Fareed Zakaria, "What the Warriors Cannot Do; It's Time to Call Iraq's Leaders To Account", *Newsweek*, April 2, 2007. Ben Lando, "Analysis: Unions could sway Iraq oil law", *UPI Energy*, March 28, 2007. Qassim Abdul-Zahra, "Iraq's top Shiite cleric said to oppose measure on returning Baathists", *Associated Press Worldstream*, April 1, 2007. Sameer N. Yacoub, "Sunni sheiks in Anbar to form new national party to oppose al-Qaida", *Associated Press Worldstream*, April 20, 2007. Howard LaFranchi, "Iraqi lawmakers Argue for Caution in Shaping Oil Law", *Christian Science Monitor*, May 18, 2007. Richard A. Opiel Jr. and Steven Lee Myers, "Iraq Eases Curb On Ex-Officials Of Baath Party", *New York Times*, January 13, 2008. Raheem Salman and Alexandra Zavis, "Iraqi lawmakers pass 3 key bills; Amnesty for Sunni prisoners and date for provincial elections are expected to boost reconciliation efforts", *Los Angeles Times*, February 14, 2008. Amit R. Paley, "Iraqi leaders Veto Law on Elections", *Washington Post*, February 28, 2008. GAO Report to Congress, "Securing, Stabilizing and Rebuilding Iraq", GAO-08-837, June 2008, p. 41. Accessed at: <http://www.gao.gov/new.items/d08837.pdf>

<sup>16</sup> Fatality numbers from January 1, 2005 and onwards are reported as documented daily from "Operation Iraqi Freedom U.S. Casualty Status," *Department of Defense*. ([www.defenselink.mil/news/casualty.pdf](http://www.defenselink.mil/news/casualty.pdf)).

<sup>17</sup> Iraq Coalition Casualty Count, ([icasualties.org/oif/stats.aspx](http://icasualties.org/oif/stats.aspx)).

<sup>18</sup> Hostile losses were as follows: 3/03 (8 killed); 4/03 (2); 11/03 (39); 1/04 (10); 4/04 (2); 5/05 (2); 6/05 (2); 11/05 (2); 1/06 (4); 4/06 (2); 5/06 (2) total: 75. Non-hostile losses were as follows: 4/03 (6); 5/03 (7); 9/03 (1); 1/04 (4); 2/04 (2); 8/04 (2); 10/04 (2); 12/04 (2); 1/05 (33); 12/05 (2); 1/06 (9); 5/06 (2); 8/06 (2); 11/06 (2); 12/06 (5); 1/07 (14); 2/07 (9), total: 103.

<sup>19</sup> The total number of deaths as listed here may vary slightly from the Total Fatalities listed under "US Troop Fatalities Since March 19, 2003" because the two charts use data from different sources. Any discrepancy is likely to be a result of a difference in the cut-off time until which data was included each day and at the end of the month.

<sup>20</sup> Military Casualty Information, Statistical Information and Analysis Division, *Department of Defense*, (<http://siadapp.dior.whs.mil/personnel/CASUALTY/oif-deaths-total.pdf>).

<sup>21</sup> Casualties update daily from "Operation Iraqi Freedom U.S. Casualty Status," *Department of Defense*, ([www.defenselink.mil/news/](http://www.defenselink.mil/news/)).

<sup>22</sup> "Details of British Casualties," *British Ministry of Defense*, ([www.operations.mod.uk/telic/casualties.htm](http://www.operations.mod.uk/telic/casualties.htm)).

<sup>23</sup> Iraq Coalition Casualty Count, ([icasualties.org/oif/](http://icasualties.org/oif/)).

<sup>24</sup> Ibid.

<sup>25</sup> Numbers for all months based on a [partial list](#) of contractors killed in Iraq according to ICasualties.org ([www.icasualties.org](http://www.icasualties.org)). Jason Straziuso, "Twelve Car Bombs in Iraq Cause Relatively Few Casualties; Sudanese Hostages Released," *Associated Press*, January 1, 2006. Palestinian killed. "Kidnappers Release Free 3 Iranian Women, Kill Iranian Man and Iraqi Driver North of Baghdad," *Associated Press Worldstream*, February 12, 2006. Iranian killed. Paul Garwood, "Iraq's Interior Ministry Launches Probe Into Claims Police Have Been Running Death Squads," *Associated Press Worldstream*, February 16, 2006. Jordanian killed. "US Hostage Found Dead as Bush Admits Iraq Dangers," *Agence France Presse*, March 11, 2001. American killed. Bushra Juhi, "Iraqi Soldiers Search for Weapons in Northern Baghdad After 2 Days of Clashes in Sunni Arab District," *Associated Press*, April 19, 2006. 5 foreigners killed. One is Egyptian. Additional 4 foreigners will be added pending further information that distinguishes them from those listed as contractors killed on the Iraq Coalition Casualties website. "US Reporter 'Serious' Wounds From Iraq Bomb," *Agence France Presse*, May 29, 2006. 2 Brits killed. "Russian Iraq Embassy Worker Killed, Four Staff Kidnapped," *Agence France Presse*, June 3, 2006. Russian killed. "Ten Sunni Students Seized. Dozens Killed as Iraq PM Talks Peace," *Agence France Presse*, June 26, 2006. 4 Russians killed. Elana Becatoros, "Iraqi Prime Minister Meets Influential Cleric; 13 Pilgrims from Pakistan, India Killed," *Associated Press*, September 2, 2006. "Turkish Hostage Killed in Iraq," *Agence France Presse*, November 13, 2006. Herve Bar, "Baghdad ambush kills US aid worker", *Agence France Presse*, January 17, 2007. American, Croatian and Hungarian killed. Kim Gamel, "Helicopter of U.S. Security Company Crashes in Baghdad; 5 killed", *Associated Press*, January 23, 2007. 5 security contractors killed. Paul Schemm, "Nine coalition troops and 59 Iraqis killed", *Agence France Presse*, May 6, 2007. Kim Gamel, "U.N., Iraq Lay Out Rules to Stem Election Fraud", *Associated Press*, December 1, 2008.

<sup>26</sup> Rick Jervis, Peter Johnson and Jim Drinkard, "Iraq Bombing Highlights Dangers Journalists Face," *USA Today*, January 30, 2006 and Committee to Protect Journalists, <http://www.cpj.org>. "4 British soldiers and a Kuwaiti interpreter killed in an ambush in southern Iraq, military says", *Associated Press Worldstream*, April 5, 2007. Paul Schemm, "Nine coalition troops and 59 Iraqis killed", *Agence France Presse*, May 6, 2007. Hamid Ahmed, "3 Iraqi Journalists Killed in Drive-by Shooting in Northern Iraq", *Associated Press*, May 9, 2007. Ravi Nessman, "Two Iraqi Journalists working for ABC News killed in ambush, ABC says", *Associated Press Worldstream*, May 18, 2007.

<sup>27</sup> Ibid.

<sup>28</sup> Ibid.

<sup>29</sup> International News Safety Institute, "Iraq War Casualties," accessed at <http://www.newssafety.com/casualties/iraqcasualties.doc>, on January 10, 2007.

<sup>30</sup> The number killed in December 2005 includes the death of Ronald Schulz of the US. We have included him as killed because evidence, including a video of his alleged execution, suggests he was killed. The US government has not yet confirmed his death. According to the Baghdad Hostage Working Group at the US Embassy in Baghdad as cited in Erik Rye and Joon Mo Kang, "Hostages of War," *New York Times*, May 17, 2006, 439 foreigners have been kidnapped in Baghdad since the start of the war. These include 165 private contractors, 63 (mostly truck) drivers, 39 journalists, 23 NGO workers, and 15 diplomats/gov't employees. An Associated Press tally shows that at least 13 Americans have been kidnapped. Four have been killed, four have escaped or been freed and five are considered taken, missing, or unknown. This list may be incomplete. "The Fate of Americans Taken Hostage in Iraq," *Associated Press*, January 20, 2006. "Kidnapped Turk released in Iraq," *Agence France Presse*, August 2, 2006. Turk released. Nicholas Paphitis, "Greek Woman Kidnapped in Baghdad Released Unharmed, Foreign Ministry Says," *Associated Press Worldstream*, November 3, 2006. Greek woman kidnapped (in October) and escaped (in November). "Turkish Hostage Killed in Iraq," *Agence France Presse*, November 13, 2006. Turk kidnapped (in July) and killed (November). Karim Jamil, "Five Westerners Still Held Hostage in Iraq," *Agence France Presse*, November 19, 2006. 4 Americans and 1 Austrian kidnapped. "South Africans Abducted In Iraq 'Alive and Well'," *Agence France Presse*, December 13, 2006. 4 South Africans kidnapped. "US embassy confirms kidnapping of US citizen in Iraq", *Agence France Presse*, January 6, 2007. 1 American kidnapped. "Russian businessman kidnapped in Iraq", *Agence France Presse*, January 17, 2007. 1 Russian kidnapped. Qassim Abdul-Zahra, "Egyptian embassy worker kidnapped in Baghdad, foreign ministry official says", *Associated Press*, January 23, 2007. 1 Egyptian national kidnapped. Qassim Abdul-Zahra, "Iraqi Gunmen Seize Iranian Diplomat", *Associated Press Online*, February 6, 2007. 1 Iranian diplomat kidnapped. "Two Germans confirmed missing in Iraq", *Agence France Presse*, February, 12, 2007. 2 German nationals kidnapped. Steven R. Hurst, "10 U.S. soldiers killed, five Britons kidnapped", *Associated Press Worldstream*, May 29, 2007. "Two CBS journalists missing in Iraq", *Agence France Presse*, February 11, 2008. 1 British journalist kidnapped. Steve Fainaru, "Authorities Identify Remains of Two American Contractors", *Washington Post*,



March 25, 2008. David Stout, "2 More Bodies ID'd as Kidnapped Contractors", *New York Times*, March 28, 2008. Karim Jamil, "Iraqi forces free kidnapped British journalist", April 14, 2008.

<sup>31</sup> Doug Smith and Richard Boudreaux, "Bombs Kill at Least 15 in Baghdad," *Los Angeles Times*, January 20, 2006. Thom Shanker, "Abu Ghraib Called Incubator for Terrorists," *New York Times*, February 15, 2006. March and April 2006 numbers are author's estimates. Bushra Juh, "Attack on Iraqi Interior Ministry Kills 2 Employees; Car Bomb in Hillah Kills at Least 5," *Associated Press Worldstream*, May 30, 2006. John F. Burns, "Iraq to Release Detainees in Bid to Ease Tensions," *New York Times*, June 7, 2006. Patrick Quinn, "US Wartime Prison Network Grows Into Legal Vacuum for 14,000," *Associated Press*, September 18, 2006. William Mann, "Former US Attorney General Says Hanging Saddam Would Cause Bloodbath in Iraq," *Associated Press*, October 5, 2006. Thomas Wagner and Sinan Salaheddin, "US Choppers Back Iraqi Raid of Baghdad," *Associated Press Online*, December 1, 2006. Walter Pincus, "U.S. Expects Iraq Prison Growth; Crackdown Likely to Mean More Inmates at 2 Detention Centers", *Washington Post*, March 14, 2007. Gordon Lubold, "US Priority: Managing Captives In Iraq", *Christian Science Monitor*, April 6, 2007. Walter Pincus, "U.S. Holds 18,000 Detainees in Iraq", *Washington Post*, April 15, 2007. Joshua Partlow, "New Detainees Strain Iraq's Jails", *Washington Post*, May 15, 2007. Sinan Salaheddin, "Suicide bomber Kills 13 Iraqi Soldiers", *Associated Press Online*, June 9, 2007. Elaine M. Grossman, "U.S., Iraq Freed Roughly 44,000 Suspected Insurgents Since March 2003", *Inside the Pentagon*, July 12, 2007. Department of Defense conference call with Maj. Gen. Douglas Stone, Deputy Commanding General, Detainee Operations, MNF-I, August 7, 2007. Walter Pincus, "'Surge' has led to More Detainees", *Washington Post*, August 15, 2007. "U.S. detains nearly 25,000 in Iraq", *Agence France Presse*, October 10, 2007. Lauren Frayer, "US releases 500 Iraqi prisoners from camps overloaded with surge suspects", *Associated Press*, November 8, 2007. Solomon Moore, "U.S. troops kill 11 Shiite Militiamen", *New York Times*, December 28, 2007. Gen. Raymond Odierno, Press Conference from Baghdad, January 17, 2008. Accessed at: <http://www.defenselink.mil/transcripts/transcript.aspx?transcriptid=4122> RADM Gregory Smith, Press Conference from Baghdad, February 17, 2008. Jim Michaels, "Foreign Fighters Getting Out of Iraq, Military Says", *USA Today*, March 21, 2008. Steve Lannen, "Iraqi detainees languish uncharged in crowded jails", *McClatchy Newspapers*, April 9, 2008. "Iraqi Court Rulings Stop at U.S. Detention Sites", *Associated Press*, May 18, 2008. Alissa J. Rubin, "U.S. Remakes Jails in Iraq, But Gains Are At Risk", *New York Times*, June 2, 2008. Kim Gamel, "U.S. says Extremists Recruited Detainees", *Associated Press*, July 27, 2008. Richard Tomkins, "Iraqi Prisoners Reformed, Released", *Washington Times*, August 12, 2008. "11,000 Freed; U.S. Still Holds 19,700 Iraqis", *Associated Press*, August 31, 2008. Christopher Torchia, "Bombs kill at least 35, Iraqis say", *Associated Press*, September 15, 2008. Tina Susman, "Iraqi Detainees Languish in Clogged Justice System", *Los Angeles Times*, September 22, 2008. Alissa J. Rubin, "A Puzzle Over Prisoners As Iraqis Take Control", *New York Times*, October 25, 2008. Ryan Lucas, "Security Deal May Set 5,000 Detainees Free", *Washington Times*, November 24, 2008. Jim Michaels, "U.S. Builds Cases on Dangerous Detainees", *USA Today*, December 3, 2008. Andrea Stone, "Prison Abuse A Concern As Iraq Takes Detainees", *USA Today*, January 26, 2009. Sam Dagher, "With New Name and Mission, The Infamous Abu Ghraib Prison Is to Reopen", *New York Times*, February 21, 2009. Lara Jakes, "Thousands of Detainees in Iraq Being Freed Due to Lack of Evidence", *Associated Press*, March 20, 2009. Joseph Giordano, "Number of detainees in Iraq back to 2005 levels", *Stars & Stripes*, May 7, 2009. MNF-I, Joint Task Force 134 Press Release, *JTF-134 Detainee Operations Drops to One Brigade*, June 9, 2009. Richard Tomkins, "Iraqi Detainee Numbers Lessen", *United Press International*, July 16, 2009. Qassim Abdul-Zahra, "Iraq: Suspected Bomber Recently Released by US", *Associated Press*, August 30, 2009. "US Army to close Camp Bucca jail in south Iraq", *Agence France Presse*, September 16, 2009.

<sup>32</sup> Richard Tomkins, "Iraqi Prisoners Reformed, Released", *Washington Times*, August 12, 2008.

<sup>33</sup> Karen DeYoung, "Fewer Foreigners Crossing Into Iraq From Syria to Fight; Drop Parallels Dip in Al-Qaeda Attacks", *Washington Post*, September 16, 2007. Gordon Lubold, "A New Look at Foreign Fighters in Iraq", *Christian Science Monitor*, January 7, 2008. Michael Knights, "Endangered Species: Al-Qaeda in Iraq Adapts to Survive", *Jane's Intelligence Weekly*, May 2008, p. 20. Marie Colvin, "Iraqis Lead Final Purge of Al-Qaeda", *London Sunday Times*, July 6, 2008. Eric Schmitt, "Militant Gains in Pakistan Said to Draw More Fighters", *New York Times*, July 9, 2008. Amit R. Paley, "Al-Qaeda in Iraq Leader May Be in Afghanistan", *Washington Post*, July 31, 2008. David Morgan, "Petræus Sees Increasingly Durable Gains in Iraq", *Reuters*, October 7, 2008. Karen DeYoung, "Terrorist Traffic Via Syria Again Inching Up", *Washington Post*, May 11, 2009.

<sup>34</sup> "Iraq Pipeline Watch," Institute for the Analysis of Global Security, Accessed at: <http://www.iags.org/iraqpipelinewatch.htm>.

<sup>35</sup> "Fewest US Troops in Iraq Since Summer," *New York Times*, January 24, 2006. Ann Scott Tyson, "US Commander in Iraq Says 'Crisis Has Passed'; Civil War Still Possible, Casey Warns," *Washington Post*, March 4, 2006. "US Troop Drawdown in Iraq 'Entirely Probable:' Rice," *Agence France Presse*, March 26, 2006. Anne Gearan, "Rice, Rumsfeld Encouraged by Grit of New Iraqi Leader," *Associated Press Worldstream*, April 27, 2006. William Kole, "Italy, South Korea Latest to Pull Troops from US-Led 'Coalition of the Dwindling' in Iraq," *Associated Press Worldstream*, May 31, 2006. Lolita Bandor, "Casey: US Forces in Iraq to Shrink," *Associated Press Online*, June 23, 2006. Anne Plummer Flaherty, "Iraqi PM Asks for More Money, More Troops," *Associated Press Online*, July 27, 2006. Hassan Abdul Zahra, "Iraqi Shiite Leader Rejects Role For US Reinforcements," *Agence France Presse*, July 28, 2006. Coalition troop numbers from Iraq Weekly Status Report, *Department of State*. Accessed at <http://www.state.gov/p/nea/rls/rpt/iraqstatus/>. Lolita C. Baldor, "Rumsfeld Reverses Decision, Will Testify at Senate Hearing," *Associated Press Worldstream*, August 3, 2006. Lolita Bandor, "Marines to Recall Troops on Voluntary Basis As Iraq Troop Levels Increase," *Associated Press Worldstream*, August 23, 2006. David Cloud, "No Cutback Likely in US Troop Levels for Iraq Before Spring, Top Regional Commander Says," *New York Times*, September 20, 2006. "Danish Soldier Killed in Iraq," *Agence France Presse*, October 6, 2006. Terence Hunt, "Bush Says US Commanders Say Current Troop Level in Iraq is Sufficient," *Associated Press*, November 2, 2006. Ann Scott Tyson, "Rumsfeld Called for Change in War Plan," *Washington Post*, December 3, 2006. Anne Flaherty, "Biden Vows to Fight any Iraq Troop Boost", *Associated Press Online*, December 27, 2006. David Sanger, "Bush Adds Troops in Bid to Secure Iraq", *New York Times*, January 11, 2007. "Iraqi troops crucial in US Iraq plan: US Army Secretary", *Agence France Presse*, January 22, 2007. Julian E. Barnes and Peter Spiegel, "Fallback Strategy for Iraq: Train Locals, Draw Down Forces", *Los Angeles Times*, March 12, 2007. "U.S. Iraq chief 'encouraged' by surge in U.S. troops", *Agence France Presse*, March 18, 2007. Lauren Frayer, "Another Jolt to Security", *Philadelphia Inquirer*, April 20, 2007. Chris Kraul, "3,700 U.S. troops arrive in Iraq", *Los Angeles Times*, May 3, 2007. John Ward Anderson, "Sunni Shrine Leveled In Apparent Reprisal", *Washington Post*, June 16, 2007. Ann Scott Tyson, "General: Iraq Forces Far From Self-Sufficiency", *Washington Post*, June 26, 2007. T. Christian Miller, "Private Contractors Outnumber U.S. Troops in Iraq", *Los Angeles Times*, July 4, 2007. Molly Hennessey-Fiske and Julian E. Barnes, "U.S. Forces In Iraq Largest Of The War", *Los Angeles Times*, August 8, 2007. Major General Sherlock, Press Conference from the Pentagon Briefing Room, September 6, 2007. Accessed at: <http://www.defenselink.mil/transcripts/transcript.aspx?transcriptid=4035> Lolita C. Baldor, "Pentagon to Alert 8 Guard Units for Duty", *Associated Press Online*, October 18, 2007. Ann M. Simmons, "U.S. troop levels in Iraq to fall by 5,000 next month; The Army's 3<sup>rd</sup> Brigade, 1<sup>st</sup> Cavalry, which has been operating mostly in volatile Diyala province, is to depart", *Los Angeles Times*, November 25, 2007. Ned Parker, "Divisions appear to deepen in Iraq despite relative calm", *Los Angeles Times*, December 10, 2007. Sam Dagher, "New Commander's Baghdad Strategy: 'Preserve Gains'", *Christian Science Monitor*, January 30, 2008. "US to withdraw 4,000 troops from Iraq", *Agence France Presse*, May 29, 2008. "U.S. to Send 30,000 Troops to Iraq", *Associated Press*, June 28, 2008. Josh White, "U.S. Deaths Rise in Afghanistan", *Washington Post*, July 2, 2008. Nancy Youssef, "U.S. May Need to Shift Troops to Afghanistan", *Miami Herald*, July 30, 2008. Gina Chon, "U.S. Troop Withdrawals Could Quicken In Iraq", *Wall Street Journal*, March 23, 2009. Rod Nordland, "Exceptions to Iraq Deadline Are Proposed", *New York Times*, April 27, 2009. Elisabeth Bumiller, "General Sees a Longer Stay in Iraq Cities for U.S. Troops", *New York Times*, May 9, 2009. Jane Arraf, "Why Was Top US General Late for his Own Press Conference? Iraqi Security.", *Christian Science Monitor*, June 15, 2009.

<sup>36</sup> Measuring Stability and Security in Iraq. U.S. Department of Defense Quarterly Report to Congress, July 2005 (p. 6), October 2005 (p. 21), February 2006 (p. 26), May 2006 (p. 34), August 2006 (p. 32), November 2006 (p. 21), March 2007 (p. 15), June 2007 (p. 21), September 2007 (p. 17), December 2007 (p. 22). Accessible at [http://www.defenselink.mil/home/features/Iraq\\_Reports/Index.html](http://www.defenselink.mil/home/features/Iraq_Reports/Index.html) (and subsequent updates)

<sup>37</sup> Bushra Juh, "2 U.S. Fliers Die in Iraq Helicopter Crash, *Associated Press*, June 27, 2005. The Associated Press, "Fatal Helicopter Crashes in Iraq War," *Associated Press Online*, June 27, 2005. Information from Iraq Coalition Casualty Count (icasualties.org/oif) is also used. Antonia Castaneda, "Sunni Arabs Reject Shiite Proposal for Federal Iraq; Two Wounded in Crash of US Apache Helicopter," *Associated Press*, August 12, 2005. "Four US Servicemen Killed in Western Iraq," *Agence France Presse*, November 2, 2005. "Two US Pilots Killed in Helicopter Crash in Iraq," *Agence France Presse*, December 27, 2005. "Twelve Die in US Copter Crash in Iraq," *Agence France Presse*, January 8, 2006. "Fatal Helicopter Crashes in Iraq War," *Associated Press*, January 9, 2006.

"Two US Pilots Die in Iraq Helicopter Crash," *Agence France Presse*, January 13, 2006. "Fraction of Ballots Cancelled After Iraqi Vote Probe," *Agence France Presse*, January 16, 2006. US helicopter crashed north of Baghdad, killing its two pilots. "Two US Pilots, Four Troops Killed in Iraq," *Agence France Presse*, April 2, 2006. "Two Killed When US Helicopter Shot Down in Iraq," *Agence France Presse*, May 15, 2006. "Attacks in Iraq Kill 54 People in Bloodiest Day in Recent Weeks," *Associated Press Worldstream*, May 30, 2006. US helicopter crashed in western Iraq; 2 marines killed. Hostile fire not suspected. "U.S. Says Crew Survives Apache Helicopter Crash South Of Baghdad," *Associated Press*, July 13, 2006. US helicopter crashed southwest of Baghdad; no fatalities. Hostile fire suspected but not confirmed. Sameer Yacoub, "Bodies of Two US Service Members Found After Helicopter Crash in Western Iraq," *Associated Press*, August 11, 2006. US helicopter crashed in western Iraq; 2 soldiers killed. Hostile fire not suspected. "Two US Soldiers Killed in Iraq Chopper Crash," *Agence France Presse*, November 6, 2006. US helicopter crashed; 2 soldiers killed. Cause unknown at this time. Qais al-Bashir, "US Helicopter Goes Down in Volatile Anbar Region; 4 Marines Dead," *Associated Press*, December 4, 2006. US helicopter crashed; 4 marines killed. Cause was mechanical problems. Jay Deshmukh, "US chopper crash kills 13 troops in Iraq", *Agence France Presse*, January 20, 2007. US helicopter crashed; 13 U.S. soldiers killed. "Two soldiers killed in US helicopter crash", *Agence France Presse*, January 28, 2007. 2 U.S. helicopter crashed; 2 U.S. soldiers killed. Kim Gamel, "U.S. helicopter goes down north of Baghdad, 4<sup>th</sup> such loss in two weeks", *Associated Press*, February 2, 2007. U.S. helicopter crashed; 2 soldiers killed. Robert H. Reid, "U.S. helicopter crashes in flames northwest of Baghdad, killing all 7 on board", *Associated Press*, February 7, 2007. U.S. helicopter crashed; 7 soldiers killed. James Glanz, "Insurgents Stepping Up Efforts to Down U.S. Helicopters in Iraq", *New York Times*, February 12, 2007. Sinan Salaheddin, "U.S. helicopter shot down north of Baghdad; all aboard safely evacuated", *Associated Press*, February 21, 2007. Bassem Mroue, "4 Britons Dead in Iraq; U.S. Copter Down", *Associated Press Online*, April 5, 2007. "U.S. Chopper Crashes in Iraq, Two Killed", *Agence France Presse*, May 29, 2007. Joshua Partlow, "Iran's Elite Force is Said to Use Hezbollah as 'Proxy' in Iraq", *Washington Post*, July 3, 2007. "U.S. soldier killed in July 4 chopper crash in Iraq", *Agence France Presse*, July 4, 2007. Kim Gamel, "U.S. monthly death toll in Iraq at lowest point in 8 months; Iraqi casualties rise", *Associated Press Worldstream*, August 1, 2007. Marwan Ibrahim, "Iraq market bombed, US helicopter forced down", *Agence France Presse*, August 10, 2007. "Ten US soldiers killed in Iraq", *Agence France Presse*, August 14, 2007. Dave Clark, "Bush defends PM as 14 killed in chopper crash", *Agence France Presse*, August 22, 2007. Kim Gamel, "US helicopters crash, killing 4 Americans in Iraq", *Associated Press Worldstream*, January 26, 2009. Steven Lee Myers, "Copter Crash Kills U.S. Soldier in Iraq", *New York Times*, September 21, 2009.

<sup>38</sup> Thom Shanker, "Army Is Worried by Rising Stress of Return Tours", *New York Times*, April 6, 2008.

<sup>39</sup> Tom Vanden Brook, "More Troops Exposed to Battle", *USA Today*, August 11, 2008

<sup>40</sup> Nina Kamp, Michael O'Hanlon and Amy Unkewicz, "The State of Iraq: An Update," *New York Times*, October 1, 2006. The Brookings-Bern Project on Internal Displacement. "Iraq Displacement," UNHCR Briefing Notes, UNHCR, November 3, 2006. Accessed at: <http://www.unhcr.org/news/NEWS/454b1f8f2.html>. "Iraq Situation Update", UNHCR, July 4, 2007. "Internal displacement update for Iraq", UNHCR Briefing Notes, April 1, 2008. Accessed at: <http://www.unhcr.org/news/NEWS/47f20efd6.html>

<sup>41</sup> UN High Commissioner for Refugees, "Iraq Situation Update", January 2009. Accessed at: <http://www.unhcr.org/cgi-bin/texis/vtx/page?page=49e486426#>

<sup>42</sup> United Nations High Commission on Refugees (UNHCR) Iraq, July Factsheet. Accessed at: <http://unhcr.org.iq/IndexPageFiles/FirstPageFactSheet/Document/FactsheetJune15%20JulyFinal.pdf>

<sup>43</sup> UN High Commission on Refugees, "Asylum Levels and Trends in Industrialized Countries", March 18, 2008 and subsequent updates. Accessed at: <http://www.unhcr.org/doclist/statistics/4146b6fc4.html>

<sup>44</sup> P.W. Singer, *Wired for War: The Robotics Revolution and Conflict in the 21<sup>st</sup> Century*, (New York: Penguin Press, 2009), p. 32

<sup>45</sup> Iraq Weekly Status Report, *Department of State*. Accessed at: <http://www.state.gov/p/nea/rls/rpt/iraqstatus/>. From February 2005 to the present, our source differentiates between the terminology "trained and equipped" for police, in which unauthorized absences personnel are included, and "operational" for the National Guard and Armed Forces, in which unauthorized absences personnel are not included. As many as 5,000 recruits from Sunni areas have joined the Iraqi Armed Forces in the past several months. *National Strategy for Victory in Iraq*, National Security Council, November 2005, page 21. Units at level three are fighting alongside Coalition units. Level two units are "in the lead" – this level is the critical achievement that marks the point at which a unit can take over its own battle space. Units at level two can control their own areas of responsibility and, therefore, allow Coalition units to focus elsewhere. *Measuring Stability and Security in Iraq July 2009*, Report to Congress in Accordance with the Department of Defense Appropriations Act 2006 (Section 9010), p. 37.

<sup>46</sup> Author's estimate based on Bradley Graham, "Rumsfeld Defends Iraqi Forces," *Washington Post*, October 1, 2005, in which Graham lists 36 out of 116 army and special police battalions at Level 2 readiness. This percentage was used to estimate the number of number of troops.

<sup>47</sup> Lt. Gen. David Petraeus, speech at the St. Regis Hotel, Washington, DC, November 7, 2005.

<sup>48</sup> October 2005 numbers are according to Lt. Gen. David Petraeus, speech at the St. Regis Hotel, Washington, DC, November 7, 2005. The statistic of 32,000 in level I and II readiness is based upon Petraeus citation of 40 so prepared battalions and author's assumption that one battalion equals approximately 750 to 800 troops. Petraeus also stated that the number of 211,000 total Iraqi Security Forces is headed towards 325,000. Iraqi Security Forces have 20,000 vehicles in all, although the number of well-armored vehicles is much lower (author's estimate: about 300).

<sup>49</sup> *Measuring Stability and Security in Iraq February 2006*, Report to Congress in Accordance with the Department of Defense Appropriations Act 2006 (Section 9010), page 37 and 38.

<sup>50</sup> Multi-National Forces-Iraq, *Unclassified Slide Pack*, September 27, 2008

<sup>51</sup> The Economist Intelligence Unit, cited by "Index Ranks Middle East Freedom," *BBC News Online*, 18 November 2005, [http://news.bbc.co.uk/2/hi/middle\\_east/4450582.stm](http://news.bbc.co.uk/2/hi/middle_east/4450582.stm), accessed 18 November 2005.

<sup>52</sup> Press Freedom Index 2008, compiled by "Reporters Without Borders" and released October 22, 2007. Accessible at: [http://www.rsf.org/article.php3?id\\_article=29031](http://www.rsf.org/article.php3?id_article=29031)

<sup>53</sup> Transparency International Annual CPI reports accessed at: [http://www.transparency.org/policy\\_research/surveys\\_indices/cpi](http://www.transparency.org/policy_research/surveys_indices/cpi)

<sup>54</sup> *National Strategy for Victory in Iraq*, National Security Council, November 2005, page 16. Muhanad al-Saadi, "Fadhila party withdraws from Shiite Unified Iraq Coalition", *Iraq Updates*, May 7, 2007. Accessed at: [http://www.iraqupdates.com/p\\_articles.php/article/15308](http://www.iraqupdates.com/p_articles.php/article/15308) Alissa J. Rubin, "Iraqi Cleric's Forces Say They Will Quit Shiite Bloc", *New York Times*, September 16, 2008.

<sup>55</sup> "Iraq's New Legislature," *Washington Post*, January 26, 2006.

<sup>56</sup> "Iraq's Shrinking Government", *Agence France Presse*, August 7, 2007. "Iraq's Leadership", website of Private Security Company Association of Iraq. Accessed at : <http://www.psc.ai.org/iraqleadership.html> Amit R. Paley, "Iraq Moves to Repeal Immunity for Guards", *Washington Post*, October 31, 2007. "Sunnis rejoin Iraqi cabinet", *Al-Jazeera English*, July 19, 2008. Accessed at: <http://english.aljazeera.net/news/middleeast/2008/07/2008719111331910689.html> Iraq Weekly Status Report, *Department of State*. Accessed at: <http://www.state.gov/p/nea/rls/rpt/iraqstatus/>

<sup>57</sup> Iraq Weekly Status Report, *Department of State*. Accessed at: <http://www.state.gov/p/nea/rls/rpt/iraqstatus/>. The numbers for crude oil production, diesel, kerosene, gasoline/benzene, and liquid petroleum gas represent average data from the entire month, and are thus based on multiple Weekly Status Reports. The crude oil export reflects the total for the month. For all categories, data for a complete month is typically available in the Weekly Status Report for the first week of the next month.

<sup>58</sup> The statistics for September 2005 are based on incomplete data and represent averages for approximately half of the month.

<sup>59</sup> U.S. State Department's "Iraq Weekly Status Report" did not provide production amounts of diesel, kerosene, gasoline or LPG for the week of December 18-25 so averages for these categories are only for the 24 days in December for which exact figures are known.

<sup>60</sup> Country Report No. 05/294: Iraq: 2005 Article IV Consultation – Staff Report; Staff Supplement; Public Information Notice on the Executive Board Discussion; and Statement by the Executive Director for Iraq, International Monetary Fund, August 2005, p. 11.

- <sup>61</sup> Iraq Weekly Status Report, *Department of State*. Accessed at: <http://www.state.gov/p/nea/rls/rpt/iraqstatus/>. (For 2003-2008) Iraq Status Report, *Department of State*. Accessed at: <http://www.state.gov/p/nea/rls/rpt/c28010.htm> (For 2009 and subsequent years)
- <sup>62</sup> Ibid.
- <sup>63</sup> Iraq Weekly Status Report, *Department of State*. Accessed at: <http://www.state.gov/p/nea/rls/rpt/iraqstatus/>. The average of megawatt hours and average hours of electricity per day reflect all the data available for the given month, and thus span multiple Weekly Status Reports. The average amount of electricity generated is derived from the average of megawatt hours. The statistics for September 2005 are based upon incomplete data and represent averages for approximately half of the month.
- \*The data for November for the average hours of electricity per day is updated in our source, representing the entire month. The numbers for average amount of electricity generated and average MW hours represents data through the 21<sup>st</sup> of November only. The data for December 2005 and thereafter for the average amount of electricity generated and average MW hours is estimated based on the graph relating to electricity in the Iraq Weekly Status Report, *Department of State*.
- National Target numbers are courtesy of the US Department of Defense, January 23, 2006.
- <sup>64</sup> Special Inspector General for Iraq Reconstruction, *Quarterly Report and Semiannual Report*, January 30, 2008, page 100.
- <sup>65</sup> U.S. State Department Iraq Office, "Iraq's Economy" briefing slides, March 2009
- <sup>66</sup> U.S. State Department Iraq Office, "Iraq's Economy" briefing slides, March 2009. U.S. Department of Defense, "Measuring Stability and Security in Iraq", March 2009, p. 10
- <sup>67</sup> U.S. State Department Iraq Office, "Iraq's Economy" briefing slides, March 2009
- <sup>68</sup> Measuring Stability and Security in Iraq October 2005, Report to Congress In Accordance with Conference Report 109-72, Emergency Supplemental Appropriations Act, 2005, page 11. Information from World Bank and IMF. Measuring Stability and Security in Iraq November 2006, Report to Congress In Accordance with Conference Report 109-72, Emergency Supplemental Appropriations Act, 2005, page 12 Measuring Stability and Security in Iraq March 2007, Report to Congress In Accordance with Conference Report 109-72, Emergency Supplemental Appropriations Act, 2005, page 9. UN Economic and Social Commission for Western Asia, "Estimates and Forecasts for GDP Growth in the ESCWA Region, 2007-2008", p. 21. Accessed at: <http://www.escwa.un.org/information/publications/edit/upload/ead-08-tml.pdf>
- <sup>69</sup> "Iraq: Statistical Appendix", International Monetary Fund, August 2007, p. 7. Accessed at: <http://www.imf.org/external/pubs/ft/scr/2007/cr07294.pdf>
- <sup>70</sup> World Trade Organization, "International Trade Statistics 2008", Appendix, Tables A6 and A7. Accessed at: [http://www.wto.org/english/res\\_e/statistics\\_e/its2008\\_e/its08\\_toc\\_e.htm](http://www.wto.org/english/res_e/statistics_e/its2008_e/its08_toc_e.htm)
- <sup>71</sup> Amy Belasco, "The Cost of Iraq, Afghanistan, and Other Global War on Terror Operations Since 9/11", *CRS Report for Congress*, July 14, 2008. Accessed at: <http://www.fas.org/spp/crs/crs/natsec/RL33110.pdf>
- <sup>72</sup> Multi-National Corps-Iraq, Unclassified Briefing slides, February 2009
- <sup>73</sup> Measuring Security and Stability in Iraq, May 2006, Report to Congress in Accordance with the Department of Defense Appropriations Act 2006 (Section 9010), p. 26. Measuring Security and Stability in Iraq, August 2006, Report to Congress in Accordance with the Department of Defense Appropriations Act 2006 (Section 9010), p. 23. Special Inspector General for Iraq Reconstruction, *Quarterly Report and Semiannual Report*, January 30, 2007, page 107 Measuring Security and Stability in Iraq, April 2007, Report to Congress in Accordance with the Department of Defense Appropriations Act 2006 (Section 9010), p. 69. Special Inspector General for Iraq Reconstruction, *Quarterly Report and Semiannual Report*, April 30, 2008, page 135. Special Inspector General for Iraq Reconstruction, *Quarterly Report and Semiannual Report*, October 30, 2008, page 68. (and subsequent reports)
- <sup>74</sup> Measuring Security and Stability in Iraq, May 2006, Report to Congress in Accordance with the Department of Defense Appropriations Act 2006 (Section 9010), p. 13. Measuring Security and Stability in Iraq, August 2006, Report to Congress in Accordance with the Department of Defense Appropriations Act 2006 (Section 9010), p. 11. Measuring Security and Stability in Iraq, November 2006, p. 8. Measuring Security and Stability in Iraq, March 2007, p. 7. Measuring Security and Stability in Iraq, March 2008, p. 5.
- <sup>75</sup> Measuring Stability and Security in Iraq October 2005, Report to Congress In Accordance with Conference Report 109-72, Emergency Supplemental Appropriations Act, 2005, page 25. Alissa J. Rubin, "Citing Weather Forecast, U.S. Postpones Transfer of Authority for Anbar Security to Iraqis", *New York Times*, June 28, 2008.
- <sup>76</sup> Measuring Security and Stability in Iraq, August 2006, Report to Congress in Accordance with the Department of Defense Appropriations Act 2006 (Section 9010), p. 11.
- <sup>77</sup> Measuring Security and Stability in Iraq, August 2006, Report to Congress in Accordance with the Department of Defense Appropriations Act 2006 (Section 9010), p. 11. Special Inspector General for Iraq Reconstruction (SIGIR), *Quarterly Report and Semiannual Report*, October 30, 2008, page 68. SIGIR, *Quarterly Report and Semiannual Report*, January 30, 2009, page 73. SIGIR, *Quarterly Report*, April 30, 2009, p. 81
- <sup>78</sup> James Palmer, "With Iraqi Doctors Fleeing, Prognosis is More Agony," *Star-Ledger*, April 3, 2006. "Iraq: No Let-Up in the Humanitarian Crisis", International Committee of the Red Cross, March 2008. Measuring Stability and Security in Iraq March 2009, Report to Congress in Accordance with the Department of Defense Appropriations Act 2006 (Section 9010), page vi. Accessed at: [http://www.defenselink.mil/pubs/pdfs/Measuring\\_Stability\\_and\\_Security\\_in\\_Iraq\\_March\\_2009.pdf](http://www.defenselink.mil/pubs/pdfs/Measuring_Stability_and_Security_in_Iraq_March_2009.pdf) Special Inspector General for Iraq Reconstruction, *Quarterly Report*, April 30, 2009, p. 94
- <sup>79</sup> Sabrina Tavernise, "Amid Iraqi Chaos, Schools Fill After Long Decline," *New York Times*, June 26, 2006. Special Inspector General for Iraq Reconstruction, *Quarterly Report and Semiannual Report*, April 30, 2007, page 51. Special Inspector General for Iraq Reconstruction, *Quarterly Report and Semiannual Report*, April 30, 2008, page 140 Jeffrey Fleishman and Raheem Salman, "Childhood Cut Short in Baghdad", *Los Angeles Times*, October 18, 2008.
- <sup>80</sup> Survey conducted by D3 Systems for the BBC, ABC News, ARD German TV and USA Today. Embargoed for release March 16, 2009. Available at: <http://abcnews.go.com/PollingUnit/story?id=7058272&page=1>