

BROOKINGS

# Afghanistan Index

Tracking Variables of  
Reconstruction & Security in Post-9/11 Afghanistan

Jason H. Campbell and Jeremy Shapiro

September 23, 2009



# TABLE OF CONTENTS

<b>1</b>	<b>Security Indicators</b>	
1.1	Estimated Number of Afghan Civilian Fatalities as a Direct Result of Fighting Between Pro-Government Forces and Armed Opposition Groups (AOG), 2006-2009	4 <b>UPDATED</b>
1.1.A	Estimated Total Afghan Civilian Casualties by Month, 2007 & 2008	5
1.1.B	Detail of Estimated 2008 Afghan Civilian Fatalities, by Incident Type	5
1.2	U.S. and Coalition Troop Fatalities since October 7, 2001	6
1.3	Cause of Death for U.S. Troops	6
1.4	American Military Fatalities by Category, October 7, 2001-Present	7
1.5	U.S. Troops Wounded in Action since October 7, 2001	7
1.6	British Military Fatalities in Afghanistan since 2006	8
1.7	Canadian Military Fatalities in Afghanistan since 2006	8
1.8	Non-US Coalition Troop Fatalities by Country since October 2001	9
1.9	Proportion of Annual U.S. and Coalition Fatalities by Various Causes	9 <b>NEW</b>
1.10	Afghan National Army (ANA) and Afghan National Police (ANP) Personnel Fatalities, January 2007-Present	10
1.11	American Troops Deployed to Afghanistan by Mission	10
1.12	Troops Committed to NATO's International Security Assistance Mission (ISAF) by Country	11
1.13	Total NATO-ISAF Manpower by Regional Command, Since October 2006	11
1.14	Size of Afghan Security Forces on Duty	12
1.15	Annual Growth of Afghan National Army (ANA), by Number of Troops, 2003-Present	12
1.16	Annual Recruitment Figures for Afghan National Army (ANA)	12
1.16.A	Capability Milestone (CM) Assessment of Afghan National Army (ANA) Units and Headquarters	13
1.17	Detailed Breakdown of Afghan Ministry of Interior Forces	13
1.18	Defense Assessment of Afghan National Police (ANP) Capabilities	14
1.19	Recruitment Figures for the Various Programs of the Afghan National Police (ANP), March 2007-March 2008	14
1.20	Number of U.S. and NATO Teams/Personnel Required and Assigned to Train and Mentor Afghan National Security Forces (ANSF)	15
1.21	Number and Nationality of Personnel Devoted to the European Union Police (EUPOL) Mission to Afghanistan	16
1.22	U.S. Departments of Defense and State Support to Train and Equip the Afghan Army and Police, Fiscal Years 2002-2009	17 <b>UPDATED</b>
1.22.A	Appropriated U.S. Funding for Afghanistan by Agency, FY 2001-FY 2009 Bridge	17
1.23	Number of Insurgent Attacks by Month and Type, January 2007-Present	18
1.23.A	Number of Improvised Explosive Device (IED) Events by Month, 2007-Present	18
1.24	Comparison of Improvised Explosive Device (IED) Events by Province and Regional Command (RC), Weeks 1-22 (January thru Late May), 2008 and 2009	19
1.25	U.S. Provincial Reconstruction Team (PRT) Authorized/On Hand Staffing by Location	20
1.26	Country Leadership and Location of Non-U.S. PRT's	20
1.27	Estimated Number of Afghan Refugees in the Region by Location	21
1.28	Afghan Refugees Voluntarily Repatriated by Country, 2002-2008	21
1.29	Estimated Number of Internally Displaced Persons (IDP's)	21
<b>2</b>	<b>Governance and Rule of Law Indicators</b>	
2.1	Afghanistan Population and Demographic Information	22
2.2	Size, Gender, and ethnic Makeup of Afghanistan's Main Legislative Bodies	22



2.3	Where Afghans Choose to Take Different Types of Legal Cases	23
2.4	Highest Level Degree Acquired by Judges Responding to a Random Survey	23
2.5	Access to Legal Resources for Judges Responding to a Random Survey	23
2.6	Annual Poppy Cultivation in Afghanistan (Hectares) and Percentage of Global Cultivation, 1990-2008	24
2.7	Annual Opium Production in Afghanistan (Metric Tons) and Percentage of Global Production, 1990-2008	24
2.8	Opium Poppy Cultivation Levels in Afghanistan (with Top-Producing Provinces), 2004-2008	25
2.9	Snapshot Comparison of Afghanistan's Top Opium-Producing Provinces, Based on Amount of Land Devoted to Cultivation, 2004 & 2008	25
2.10	Monthly Farm-Gate Cost of Dry Opium Since September 2004 (US\$/KG)	26
2.11	Afghanistan's Rank in Reporters Without Borders' Index of Press Freedom, 2002-2008	26
2.12	Afghanistan's Rank in Transparency International's Annual Corruption Perceptions Index	27
2.13	Afghanistan's Rank in the Brookings Institution's Index of State Weakness in the Developing World, 2008	27

### 3 Economic and Quality of Life Indicators

3.1	Annual Inflation	28
3.2	Nominal GDP (Total and Growth), 2003-2009	UPDATED 28
3.3	GDP Growth and Sector Contributions to Growth, 2003-2007	28
3.3.A	Annual Production of Major Agricultural Produce, by Planting Season	29
3.3.B	Value of Exported Afghan Agricultural Produce, 1999-2007	29
3.4	Breakdown of Afghan Annual Budget (Core vs. External), FY 2005/2006 thru 2008/2009	UPDATED 30
3.5	Comparison of Electricity Supply Sources and Capacity: 1979, 2002 and 2007	30
3.6	Estimated Number of Telephone Users in Afghanistan by Year, 2002-2007	30
3.7	Estimated Percentage of Afghans with Access to Water/Sanitation Facilities	30
3.8	Education Metrics	31
3.9	Poverty Levels, 2007	31
3.10	Foreign Aid Pledged, Committed and Disbursed, 2002-2011	32
3.11	Annual Value of Imports and Exports, with Top Trade Partners, 2002-2006	32
3.12	Microfinance Clients, Borrowers and Loan Amounts	32
3.13	Healthcare Metrics	33

### 4 Pakistan

4.1	Comparison of Various Metrics from Pakistan's Federally Administered Tribal Areas (FATA) vs. the Rest of Pakistan	34
4.2	Health Metrics for FATA	34
4.3	Force Strength of Pakistani Security Forces Who Regularly Operate in FATA	34
4.3.A	A U.S. Special Forces (USSOF) Conducting Counterinsurgency Training to Frontier Corps (FC) Officers	34
4.4	Percentage of U.S. Funding Directed Towards Various Programs in Pakistan's Federally Administered Tribal Areas (FATA) and Border Region, 2002-2007	35
4.5	Pakistani Public Opinion	35

### 5 Polling and Public Opinion

5.1-5.6	Afghanistan: Where Things Stand (ABC News/BBC/ARD)	36
5.7-5.18	Afghanistan in 2008: A Survey of the Afghan People (Asia Foundation)	39
5.19-5.24	Afghanistan: Public Opinion Trends and Strategic Implications (Charney Research)	44

For more information please contact Jason Campbell at [jhcampbell@brookings.edu](mailto:jhcampbell@brookings.edu)

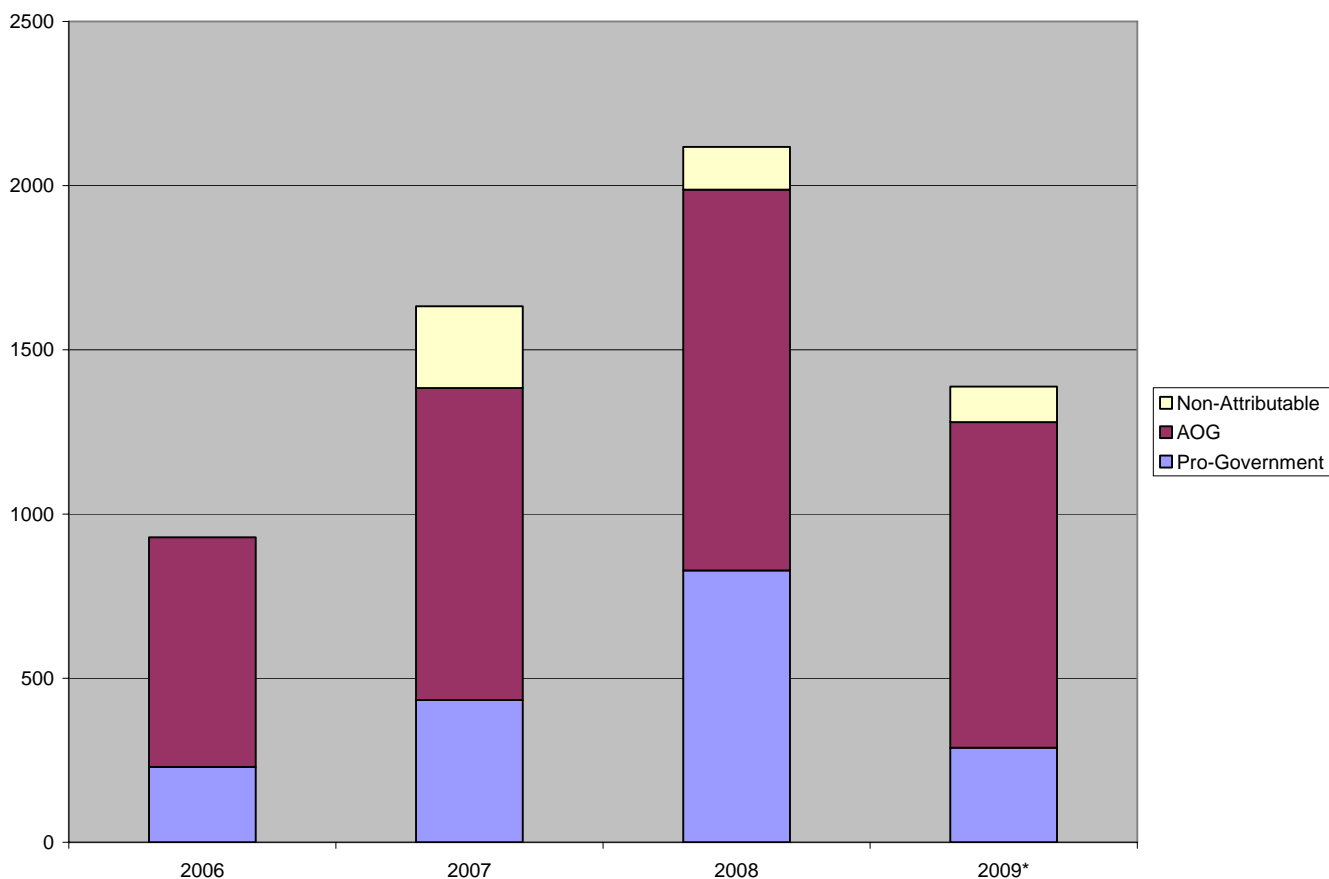
### Note on the Methodology of the Afghanistan Index:

Although the footnotes to the Afghanistan Index document our sources in detail, it is worth noting here a few broad points. The majority of our information comes from the U.S. Government, though we must often analyze it and process it further to show trends over the full period since 2001. Some information comes from foreign journalists on the ground and from nongovernmental organizations; a very modest amount to date comes from Afghan sources. Most tables and charts are straightforward representations of data as we obtain it from the above primary sources, with only modest further analysis and processing required. However, a few graphics, such as those on crime and unemployment rates, require more methodological work (and more assumptions) on our part—and are as a result also perhaps somewhat less precise than most of the tables and charts.

## 1. SECURITY INDICATORS

**FIGURE 1.1**

Estimated Number of Afghan Civilian Fatalities as A Direct Result of Fighting Between Pro-Government Forces and Armed Opposition Groups (AOG), 2006-2009<sup>1</sup>



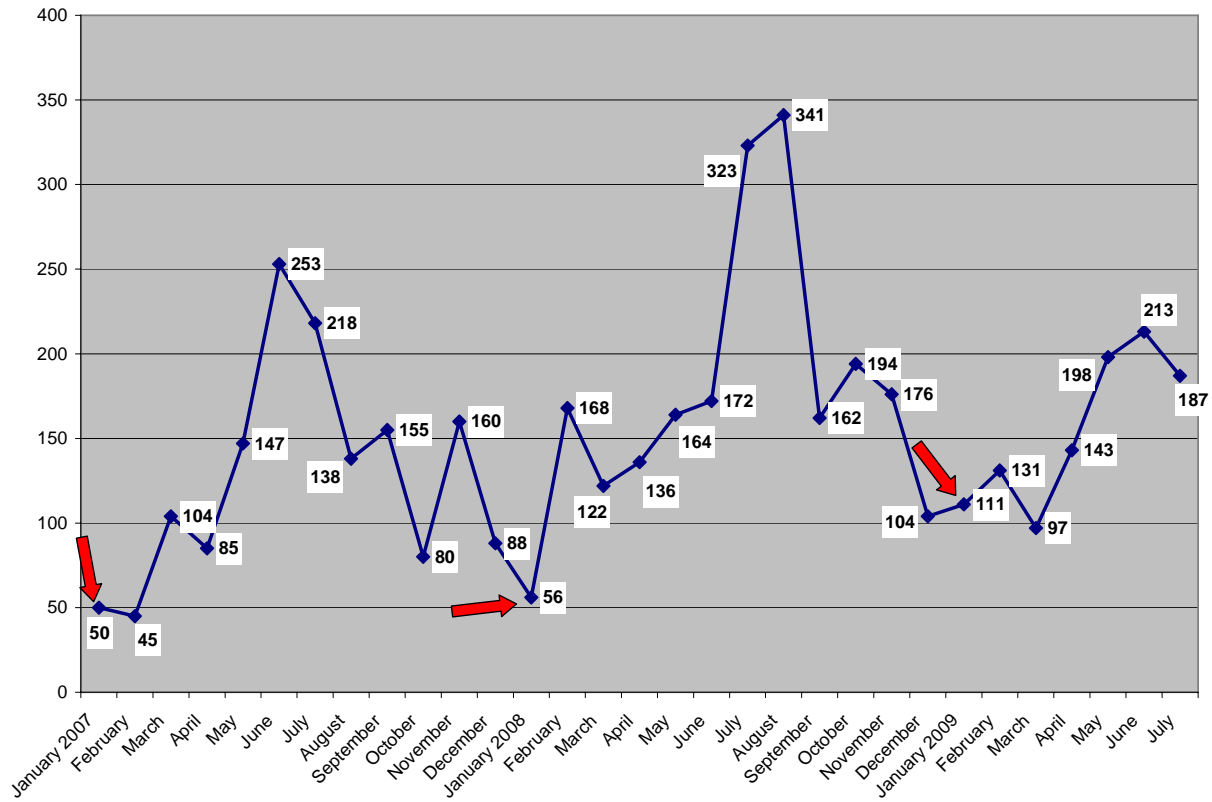
\*THRU AUGUST

FIGURES IN DETAIL

	2006	2007	2008	2009
<b>TOTAL</b>	929	1,523	2,118	1,388
Attributed to:				
Pro-Government Forces	230 (25%)	629 (41%)	828 (39%)	288 (21%)
Armed Opposition Groups	699 (75%)	700 (46%)	1,160 (55%)	992 (71%)
Could not be attributed	0	194 (13%)	130 (6%)	108 (8%)

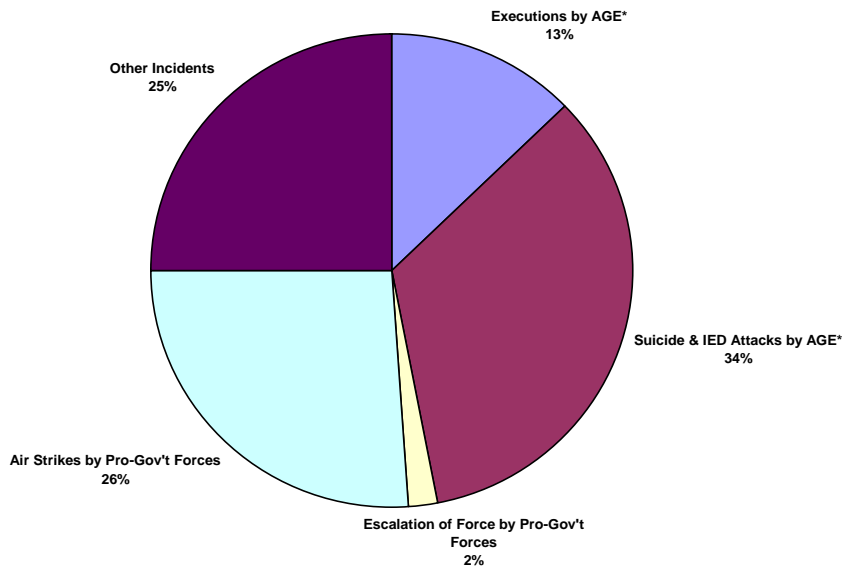
**NOTE:** Pro-Government Forces (PGF) include Afghan Government and all international forces. Figures from 2006 are from Human Rights Watch. Subsequent figures provided by UN Assistance Mission for Afghanistan. HRW's estimate for 2007 was 1,633 total such civilian fatalities, with 434 (27%) attributable to PGF and 950 (58%) attributable to AGE. "Non-attributable" deaths refer to those caused by such things as crossfire, mines and any other violence not directly connected to a conflicting party.

**FIGURE 1.1.A**  
 Estimated Total Afghan Civilian Fatalities by Month, 2007 to Present<sup>2</sup>



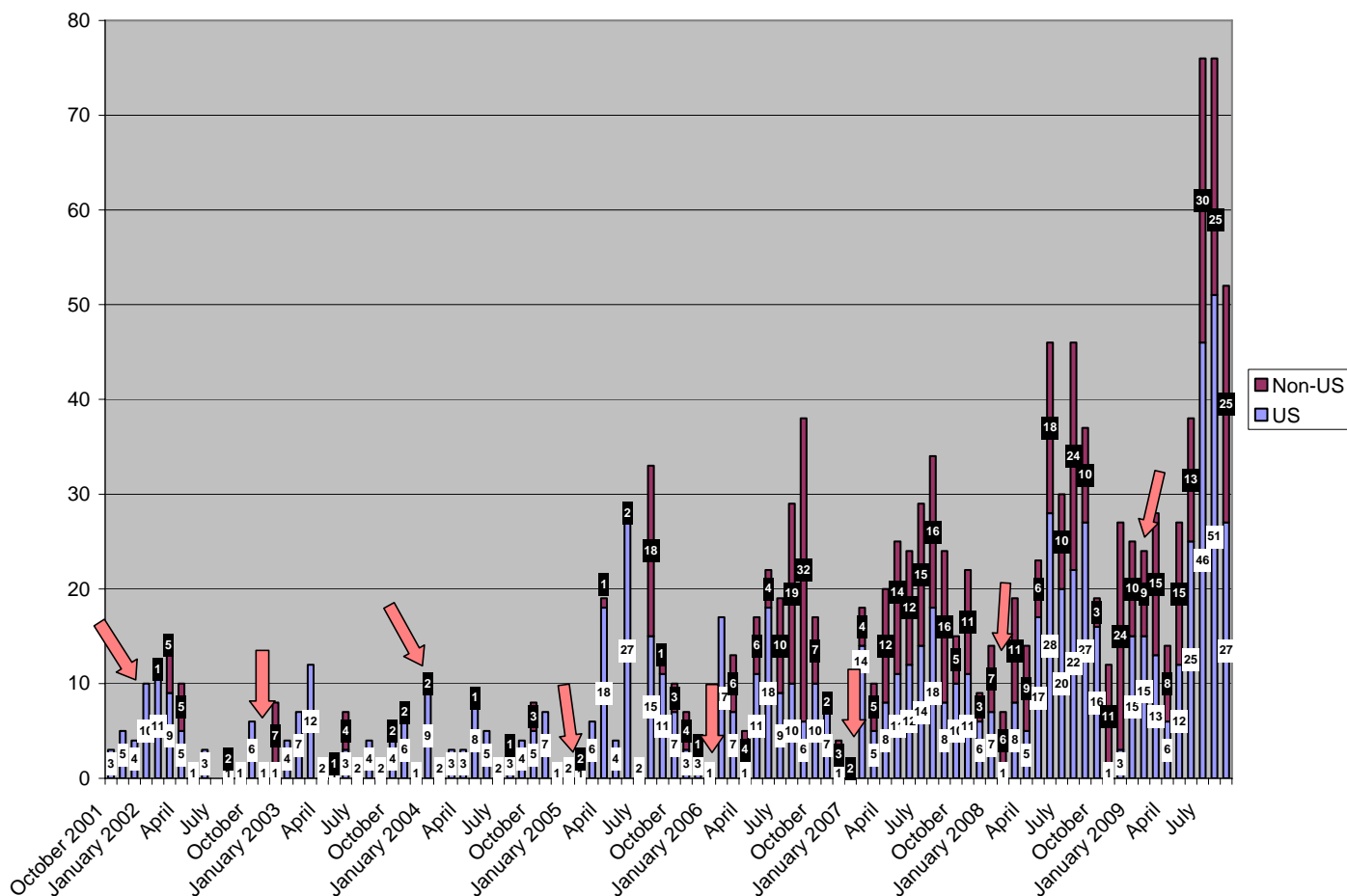
➔ Signifies start of a new calendar year

**FIGURE 1.1.B**  
 Detail of Estimated 2008 Afghan Civilian Fatalities, By Incident Type<sup>3</sup>




\*AGE= Anti-Government Entities (i.e. Taliban and other insurgents)  
 NOTE: Percentages based on an estimate of 2,118 total civilian fatalities in 2008.

**FIGURE 1.2**  
U.S. and Coalition Troop Fatalities since October 7, 2001<sup>4</sup>



Total from October 7, 2001 through September 22, 2009:

	ALL FATALITIES	HOSTILE	NON-HOSTILE
U.S.	840	595	245
Non-U.S.	565	459	106
TOTAL	1,405	1,054	351

 Indicates the start of a new calendar year

**FIGURE 1.3**  
Cause of Death for US Troops, By Year<sup>5</sup>

Year	Improvised Explosive Device	Suicide Bombs	Mortars/RPG's/Rockets	Landmine	Helicopter Losses*	Aircraft Losses*	Other Hostile Fire	Non-Hostile Causes*	Total
2001	0 (0%)	0 (0%)	0 (0%)	0 (0%)	2 (16.7%)	0 (0%)	4 (33.3%)	6 (50.0%)	12
2002	5 (10.2%)	0 (0%)	1 (2.0%)	1 (2.0%)	4 (8.2%)	18 (36.7%)	12 (24.5%)	8 (16.3%)	49
2003	1 (2.1%)	0 (0%)	0 (0%)	0 (0%)	19 (39.6%)	0 (0%)	12 (25.0%)	16 (33.3%)	48
2004	12 (23.1%)	0 (0%)	1 (1.9%)	1 (1.9%)	2 (3.8%)	3 (5.8%)	10 (19.2%)	23 (44.2%)	52
2005	18 (18.2%)	0 (0%)	2 (2.0%)	5 (5.1%)	36 (36.4%)	1 (1.0%)	20 (20.2%)	17 (17.2%)	99
2006	27 (27.6%)	3 (3.1%)	1 (1.0%)	1 (1.0%)	21 (21.4%)	0 (0%)	33 (33.7%)	12 (12.2%)	98
2007	33 (28.2%)	1 (0.9%)	9 (7.7%)	1 (0.9%)	13 (11.1%)	0 (0%)	35 (29.9%)	25 (21.4%)	117
2008	84 (54.2%)	4 (2.6%)	7 (4.5%)	2 (1.3%)	2 (1.3%)	0 (0%)	36 (23.2%)	20 (13.3%)	155
2009	99 (47.1%)	3 (1.4%)	11 (5.2%)	0 (0%)	2 (1.0%)	2 (1.0%)	66 (31.4%)	27 (12.9%)	210
<b>Total</b>	<b>279 (33.2%)</b>	<b>11 (1.3%)</b>	<b>32 (3.8%)</b>	<b>11 (1.3%)</b>	<b>101 (12.0%)</b>	<b>24 (2.6%)</b>	<b>228 (27.1%)</b>	<b>154 (18.3%)</b>	<b>840</b>

Through September 22, 2009

\*Helicopter and aircraft losses include deaths caused by both non-hostile accidents and those downed by hostile fire. The "Non-Hostile Causes" data then does not include non-hostile helicopter or aircraft losses.

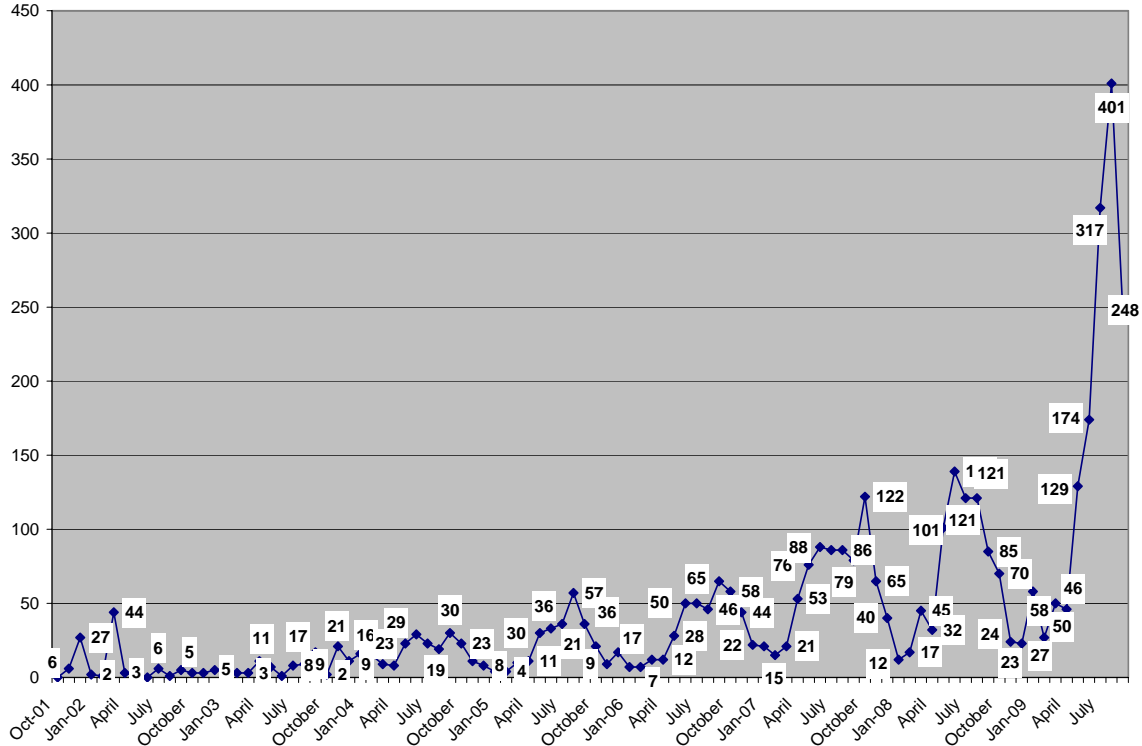
**FIGURE 1.4**

American Military Fatalities by Category: October 7, 2001–September 5, 2009<sup>6</sup>

Total fatalities as of September 5, 2009: <b>812</b>		
Category		
Gender	Male:	793
	Female:	19
Age	Younger than 22:	175
	22-24:	158
	25-30:	221
	31-35:	112
	Older than 35:	146
Component	Active:	658
	Reserve:	36
	National Guard:	118
Military service	Army:	606
	Marines:	114
	Navy:	51
	Air Force:	41
Officers/Enlisted	Officer:	125
	E5-E9:	333
	E1-E4:	354
Race/Ethnicity	American Indian or Alaska Native:	12
	Asian:	11
	Black or African American:	65
	Hispanic or Latino:	63
	Multiple races, pending or unknown:	6
	Native Hawaiian or Pacific Islander:	11
	White:	644

**FIGURE 1.5**

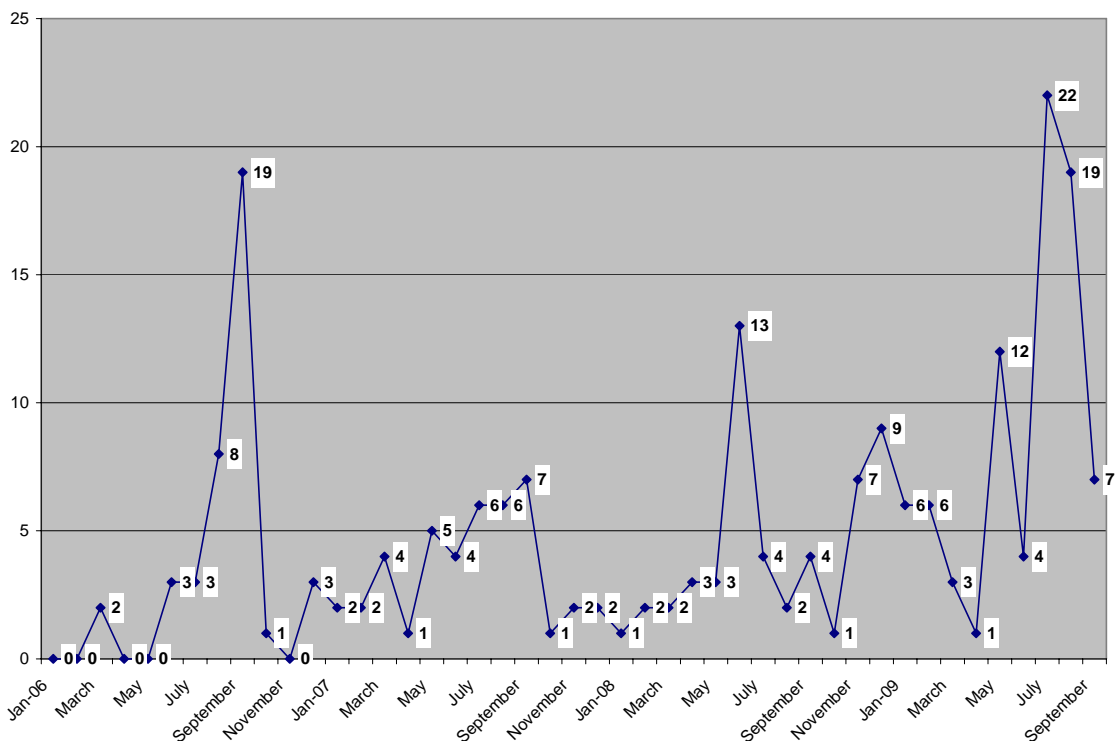
U.S. Troops Wounded In Action since October 7, 2001<sup>7</sup>



**Total from October 7, 2001 through September 22, 2009: 4,081**

The daily Department of Defense casualty reports that we use for our monthly estimates on U.S troops wounded does not make it entirely clear when in a 24-hour period casualties were incurred. Since the reports are published at 10AM daily, there is possibility that our numbers for January 2005 and onwards are slightly off due to uncertainties about whether casualties occurred on the first or the last of each month.

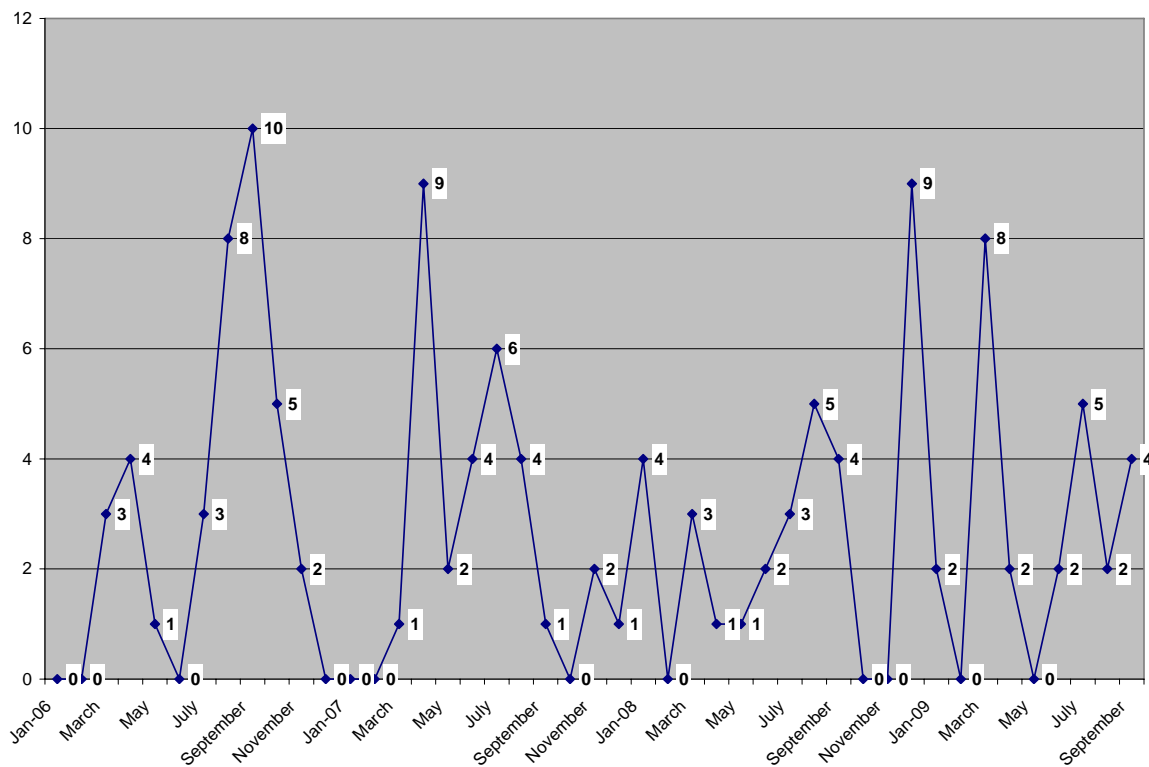
**FIGURE 1.6**  
British Military Fatalities in Afghanistan since the start of 2006<sup>8</sup>



**Total through September 22, 2009: 217**

**NOTE ON THIS GRAPH:** From 2002-2005, the British military suffered 5 fatalities that are reflected in the total.

**FIGURE 1.7**  
Canadian Military Fatalities in Afghanistan since the start of 2006<sup>9</sup>

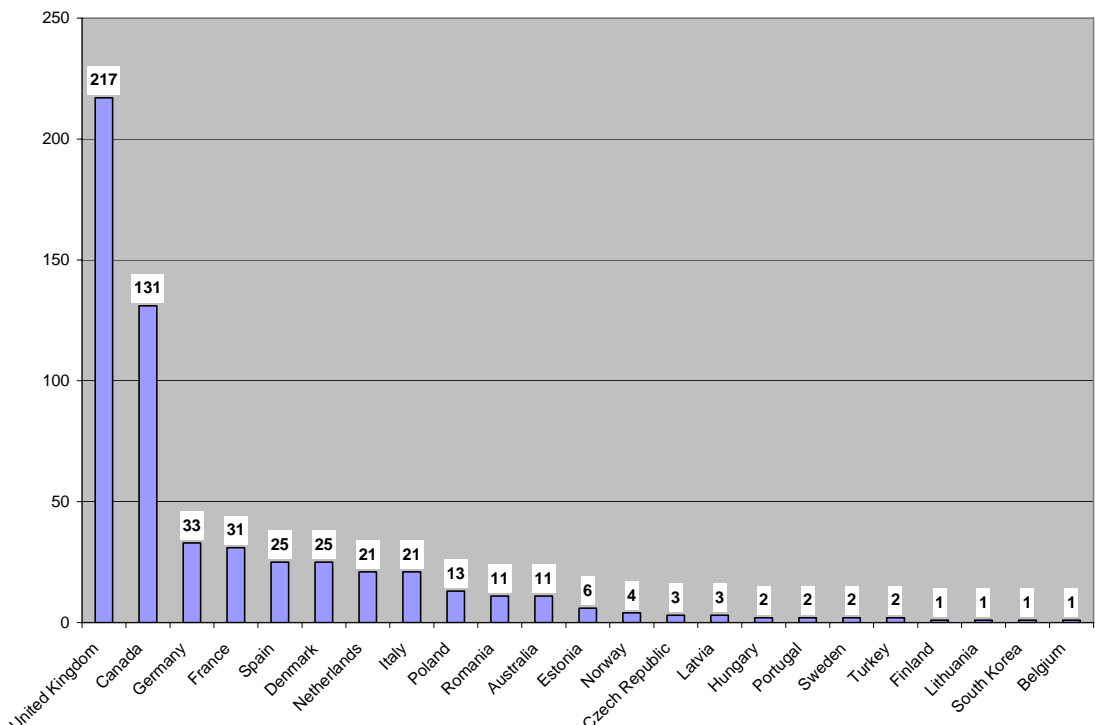


**Total through September 22, 2009: 131**

**NOTE ON THIS GRAPH:** From 2002-2005, the Canadian military suffered 8 fatalities that are reflected in the total.

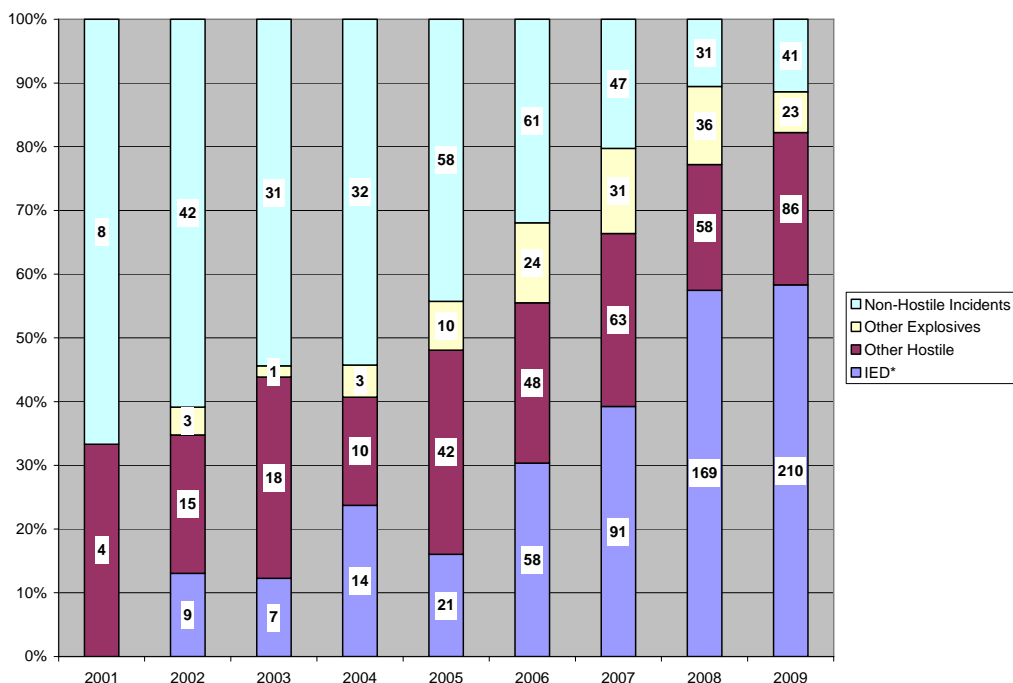


**FIGURE 1.8**  
 Non-U.S. Coalition Troop Fatalities by Country since October 2001<sup>10</sup>



Total through September 22, 2009: **567**

**FIGURE 1.9**  
 Proportion of Annual U.S. and Coalition Fatalities by Various Causes<sup>11</sup>



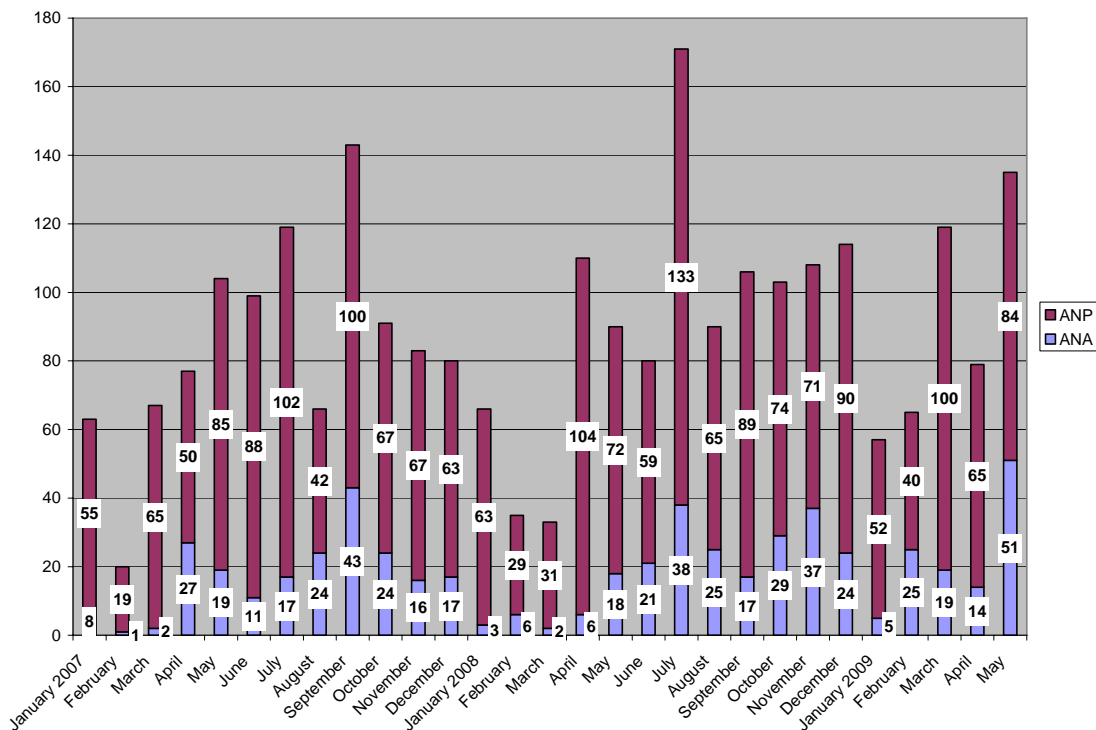
\*Improvised Explosive Device

Figures for 2009 Updated Thru: **September 22**

**NOTE:** Figures depicted on the graph illustrate the raw number of such fatalities in a given year. Percentages are calculated based on overall totals for each respective year. "Other Explosives" includes hostile attacks carried out with rockets, grenades and/or mortars. Fatalities from downed aircraft and helicopters are classified under either "Other Hostile" or "Non-Hostile Incidents" depending on whether they were shot down or crashed due to mechanical failure.

**FIGURE 1.10**

Afghan National Army (ANA) and Afghan National Police (ANP) Personnel Fatalities, January 2007-Present<sup>12</sup>



**ANNUAL TOTALS**

	2007	2008	2009*
ANA	209	226	114
ANP	803	880	341

\*Thru MAY 2009

**NOTE:** Figures provided by NATO-ISAF and differ from those published in a January 2009 report released by the U.S. Department of Defense. This report estimated 332 ANA fatalities and 692 ANP fatalities for 2007, with 2008 figures shown only through October 2008.

**FIGURE 1.11**

American Troops Deployed To Afghanistan by Mission<sup>13</sup>

Month	Operation Enduring Freedom (OEF)	NATO International Security Assistance Force (ISAF)	TOTAL U.S. Troops in Afghanistan
September 2008	19,000	15,000	34,000
January 2009	19,000	18,000	37,000
May	17,670	25,510	43,180
June	26,000	30,000	56,000
August	N/A	N/A	62,000

**NOTE:** U.S. troop levels depicted for ISAF mission differ from those given on the following page. This is primarily due to discrepancies in figures commonly reported by Western media outlets and those provided on the NATO-ISAF website. One explanation for this may be that the data on the NATO-ISAF website is a snapshot depiction and may count overlapping rotations.

**FIGURE 1.12**

Troops Committed to NATO's International Security Assistance Forces (ISAF) By Country<sup>14</sup>

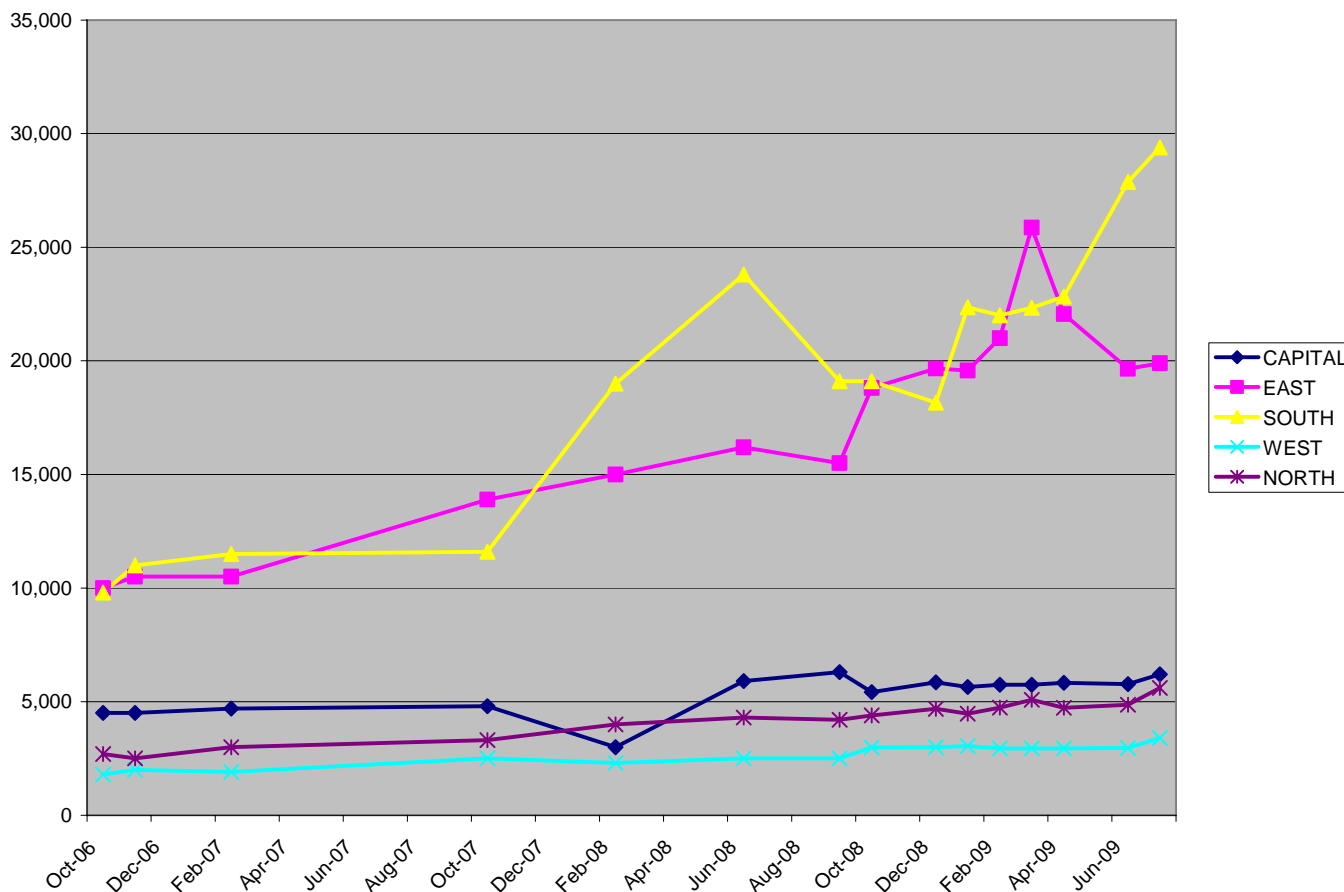
	Albania	140		Finland	110		Lithuania	200		Spain	780
	Australia	1090		France	3160		Luxemburg	9		Sweden	430
	Austria	3		Georgia	1		Netherlands	1770		The former Yugoslav Republic of Macedonia <sup>2</sup>	165
	Azerbaijan	90		Germany	4050		New Zealand	160		Turkey	730
	Belgium	510		Greece	145		Norway	485		Ukraine	10
	Bosnia and Herzegovina	2		Hungary	310		Poland	2000		United Arab Emirates	25
	Bulgaria	470		Iceland	8		Portugal	90		United Kingdom	9000
	Canada	2800		Ireland	7		Romania	1025		United States	29950
	Croatia	295		Italy	2795		Singapore	8			
	Czech Republic	340		Jordan	7		Slovakia	230			
	Denmark	700		Latvia	165		Slovenia	80			
	Estonia	150								<b>Total (appx)</b>	<b>64,500</b>

AS OF: July 23, 2009

- 1 Turkey recognizes the Republic of Macedonia with its constitutional name
- 2 Snapshot figure that includes overlapping rotations.

**FIGURE 1.13**

Total NATO-ISAF Manpower by Regional Command (RC), Since October 2006<sup>15</sup>



**NOTE ON THIS GRAPH:** Data points represent months for which a precise estimate is available. As the figures for a given month provide a snapshot assessment, they should be considered approximations. Figures do not reflect U.S. troops that are part of Operation Enduring Freedom.

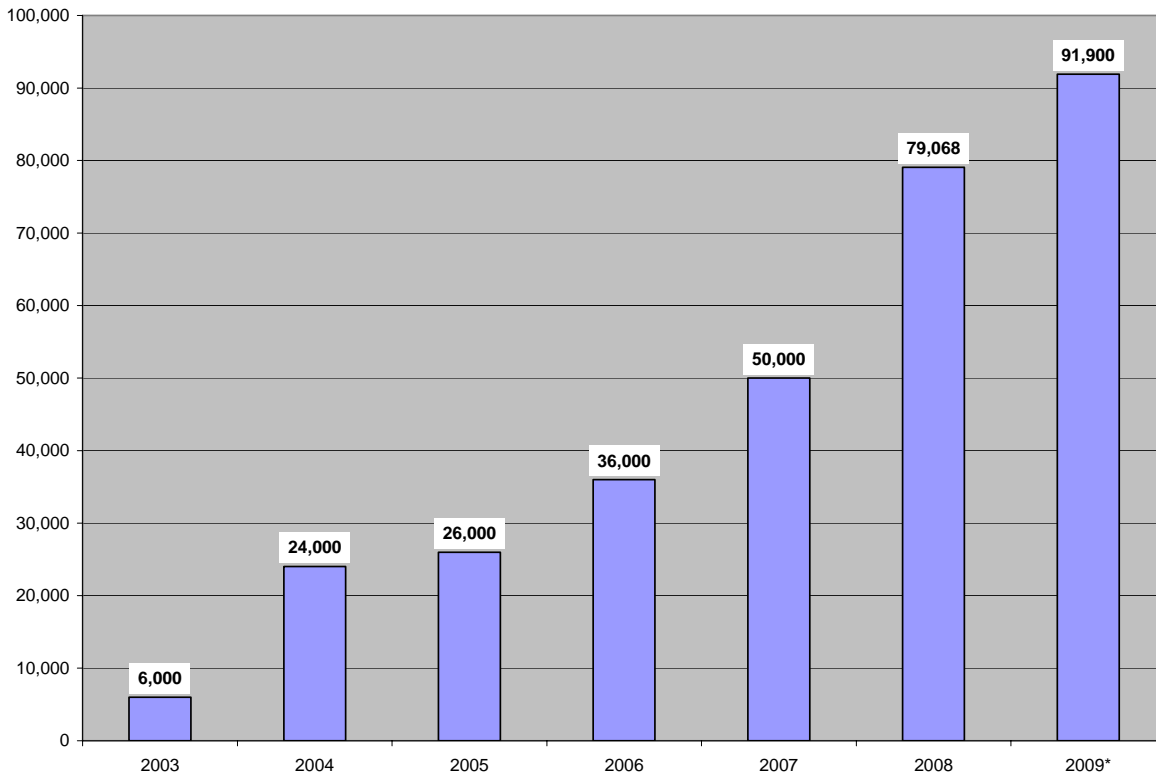
**FIGURE 1.14**

Size of Afghan Security Forces on Duty<sup>16</sup>

Month	Ministry of Defense Forces	Ministry of Interior Forces	Total Afghan Security Forces
April 2008	57,800	79,910	137,710
October 2008	68,000	79,910	147,910
March 2009	82,780	79,910	162,690
July 2009	91,900	81,020	172,920

**FIGURE 1.15**

Annual Growth of Afghan National Army (ANA), By Number of Troops, 2003-Present<sup>17</sup>



**NOTE:** Figures for 2003-2008 are as of year end. \*2009 figures are as of **JULY 2009**

**FIGURE 1.16**

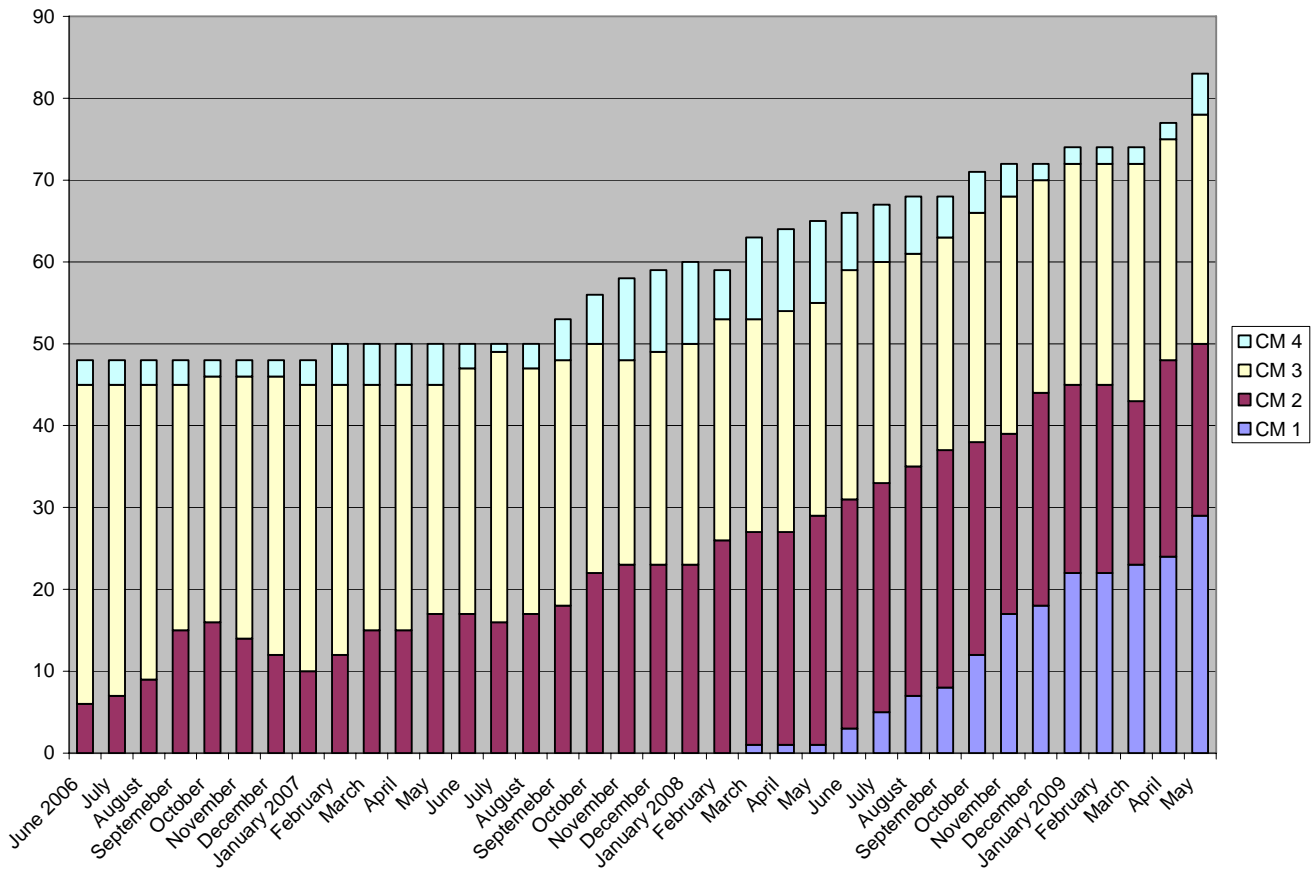
Annual Recruitment Figures for Afghan National Army (ANA)<sup>18</sup>

YEAR*	RECRUITS	RE-ENLISTMENT RATE		AWOL RATE
		Soldiers	NCOs	
2003-2004	9,671			
2004-2005	15,790			
2005-2006	11,845			
2006-2007	21,287			
2007-2008	32,135	50%	56%	7%
2008-2009	~34,000	57%	63%	9%

\*Years run from March through the following February of respective periods.

**FIGURE 1.16.A**

Capability Milestone (CM) Assessment of Afghan National Army (ANA) Units, By Month since June 2006<sup>19</sup>



**NOTE ON THIS GRAPH:** Number of units and headquarters based on an end goal of 80,000 personnel, 70,000 of whom are projected to be operational by the end of 2008 with the remainder operational by the end of 2009. CM levels are rated on a scale from 1-4 (definitions below).

- CM 1:** capable of operating independently
- CM 2:** capable of planning, executing, and sustaining counterinsurgency operations at the battalion level with international support
- CM 3:** partially capable of conducting counterinsurgency operations at the company level with support from international forces
- CM 4:** formed but not yet capable of conducting primary operational missions
- N/A:** Not yet formed or not reporting

**FIGURE 1.17**

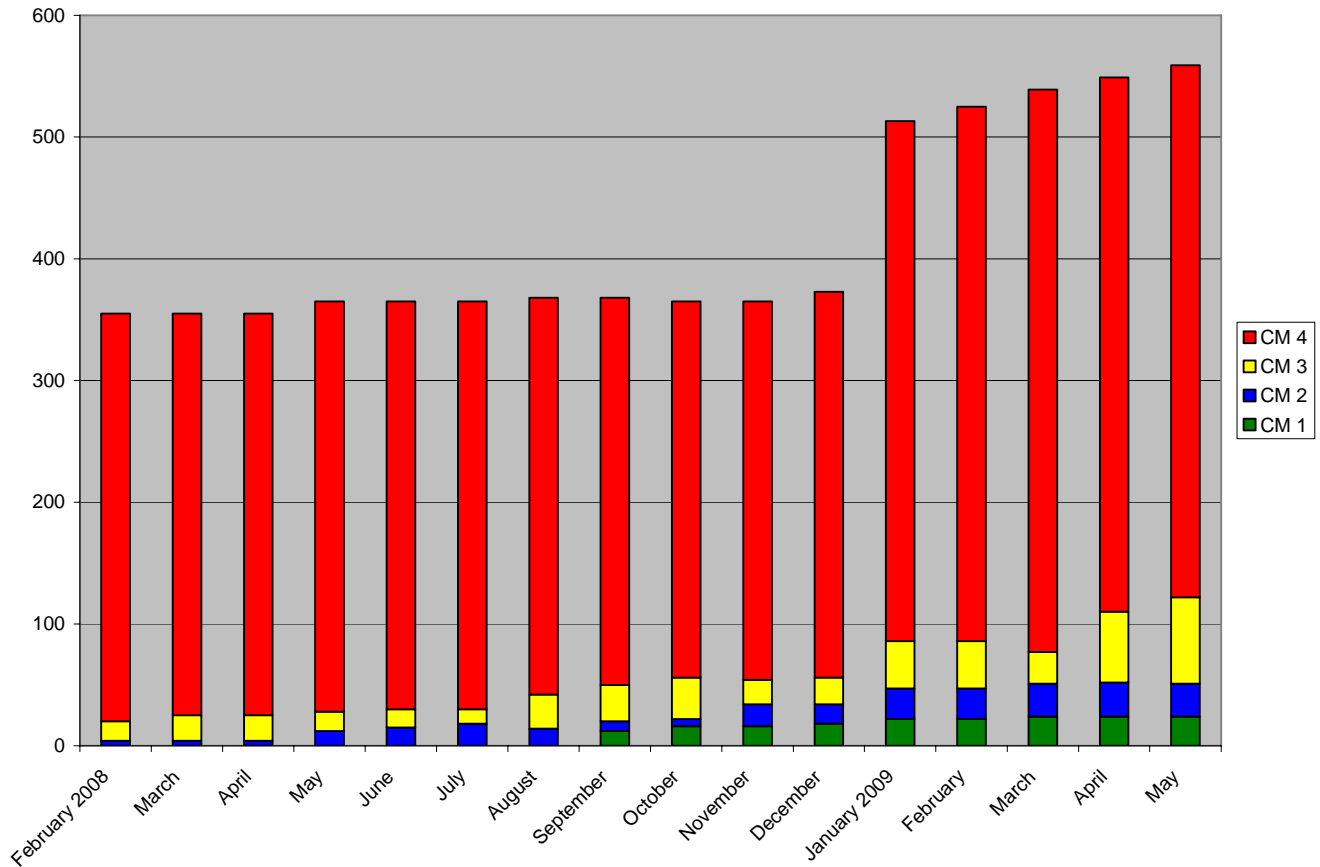
Detailed Breakdown of Afghan Ministry of Interior Forces<sup>20</sup>

	Number Authorized	Number Assigned	Percent Assigned
<b>Ministry of Interior Headquarters</b>	5,059	4,273	84%
<b>Uniformed Police</b>	47,384	51,406	108%
<b>Border Police</b>	17,621	12,792	73%
<b>Civil Order Police</b>	5,365	2,462	46%
<b>Anti-Crime</b>	5,103	4,013	79%
<b>Counternarcotics</b>	2,519	3,572	142%
<b>Fire/Medical/Training</b>	3,149	2,388	76%
<b>Customs Police</b>	600	603	101%
<b>TOTAL</b>	<b>81,956</b>	<b>81,020</b>	<b>99%</b>

AS OF: May 2009



**FIGURE 1.18**  
 Defense Assessment of Afghan National Police (ANP) Capabilities<sup>21</sup>



**AS OF: December 2008**

- CM 1:** capable of operating independently
- CM 2:** capable of planning, executing, and sustaining counterinsurgency operations at the battalion level with international support
- CM 3:** partially capable of conducting counterinsurgency operations at the company level with support from international forces
- CM 4:** formed but not yet capable of conducting primary operational missions
- N/A:** Not yet formed or not reporting

**FIGURE 1.19**  
 Recruitment Figures for the Various Programs of the Afghan National Police (ANP), March 2007-February 2008 and March 2008-February 2009<sup>22</sup>

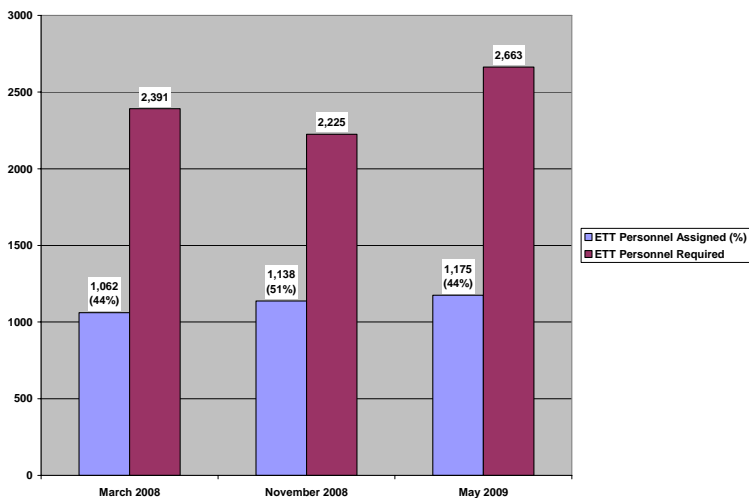
	<b>March 2007-February 2008</b>	<b>March 2008-February 2009</b>
Afghan Border Patrol (ABP)	4,795	2,737
Afghan Civil Order Police (ANCOP)	1,414	3,562
Afghan Uniform Police (AUP)	11,265	9,468
<b>ALL ANP RECRUITS</b>	<b>17,474</b>	<b>17,191</b>

**NOTE:** The AUP serve at the regional, provincial and district levels and carry out local day-to-day policing activities. The ABP provide law enforcement at borders and entry points. The ANCOP is a highly skilled, specialized police force that is split into urban and rural units and conducts operations in areas where government control may be weak or where added support is needed for counterinsurgency operations.

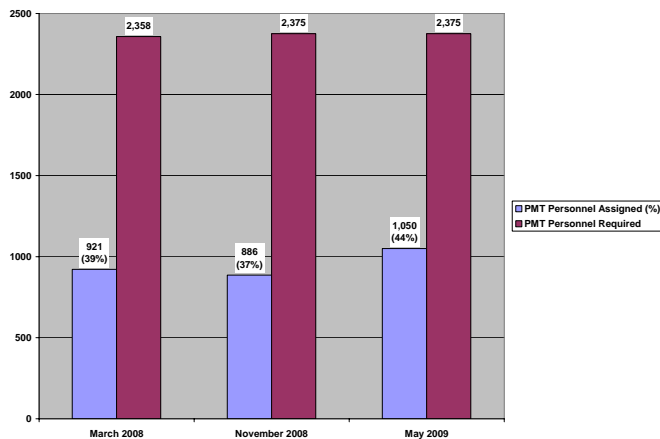
**FIGURE 1.20**

Number of U.S. and NATO Teams/Personnel Required and Assigned to Train and Mentor Afghan National Security Forces (ANSF)<sup>23</sup>

U.S. Embedded Training Team (ETT) Personnel for Afghan National Army (ANA)

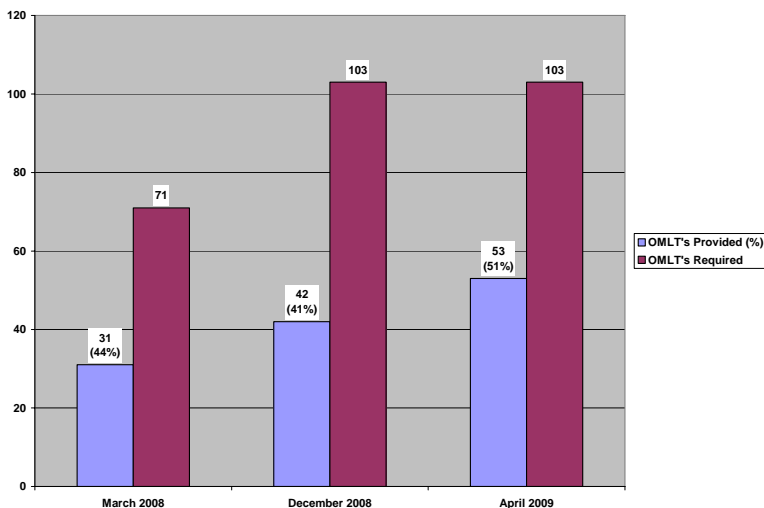


U.S. Police Mentor Team (PMT) Personnel for Afghan National Police (ANP)



**NOTE:** Each PMT is comprised of approximately 16 U.S. personnel.<sup>24</sup> 1,200 of the 3,400 U.S. Marines deployed to southern Afghanistan during the spring of 2008 are assigned to conduct ANP training missions, but only for approximately 7 months, thus they are not included in the "Number Assigned" column.

NATO Operating Mentoring and Liaison Teams (OMLT's) for Afghan National Army (ANA)



**NOTE:** NATO OMLT teams number between 12-19 personnel each, depending on the size of the unit with which they are embedded.

Nations That Have Contributed Full ETT's/OMLT's:<sup>25</sup>

Canada	Germany	Poland	United States
Croatia	Italy	Spain	
France	Netherlands	United Kingdom	

AS OF: September 2007

Nations that have Contributed Personnel for Multinational ETT's/OMLT's:

Canada	France	Norway	United Kingdom
Croatia	Germany	Slovenia	
Czech Republic	Netherlands	Sweden	

AS OF: September 2007

**FIGURE 1.21**

Number and Nationality of Personnel Devoted To the European Union Police (EUPOL) Mission to Afghanistan<sup>26</sup>

POLICE STRENGTH

EU CONTRIBUTORS			
Czech Republic (2)	France (1)	Lithuania (2)	Spain (9)
Denmark (12)	Germany (31)	Netherlands (3)	Sweden (4)
Estonia (1)	Hungary (3)	Poland (3)	United Kingdom (14)
Finland (3)	Italy (12)	Romania (5)	
<b>TOTAL EU CONTRIBUTION: 105</b>			

NON-EU CONTRIBUTORS			
Canada (8)	Croatia (2)	Norway (6)	
<b>TOTAL NON-EU CONTRIBUTION: 16</b>			

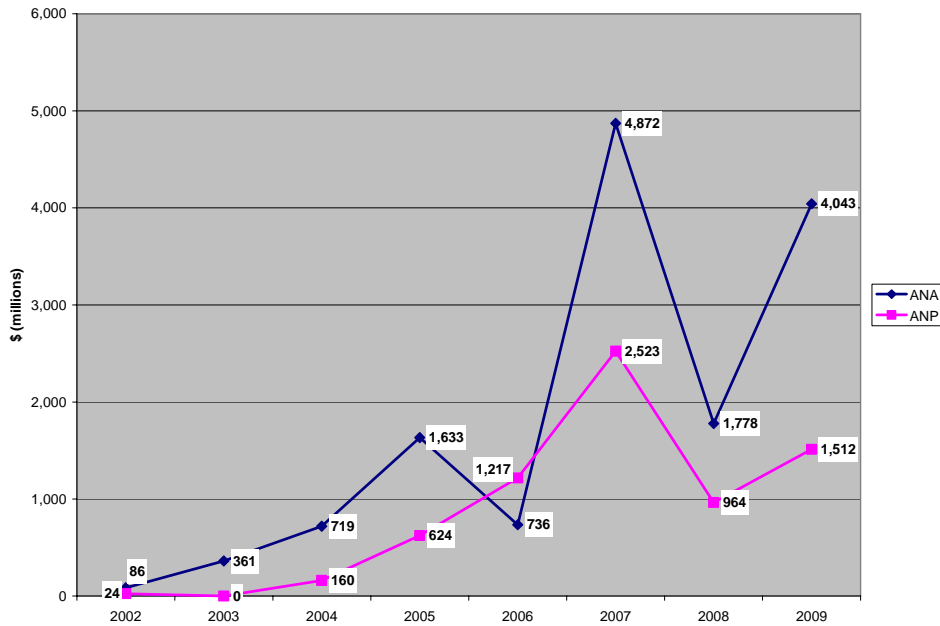
TOTALS

TOTAL POLICE CONTRIBUTION	121
OTHER INTERNATIONAL CIVILIAN EXPERTS	56
LOCAL STAFF	91
<b>TOTAL STAFFING FOR EUPOL MISSION</b>	<b>268</b>

AS OF: DECEMBER 16, 2008

**FIGURE 1.22**

U.S. Departments of Defense and State Support to Train and Equip the Afghan Army and Police, Fiscal Years 2002-2009 (Dollars In Millions)<sup>27</sup>

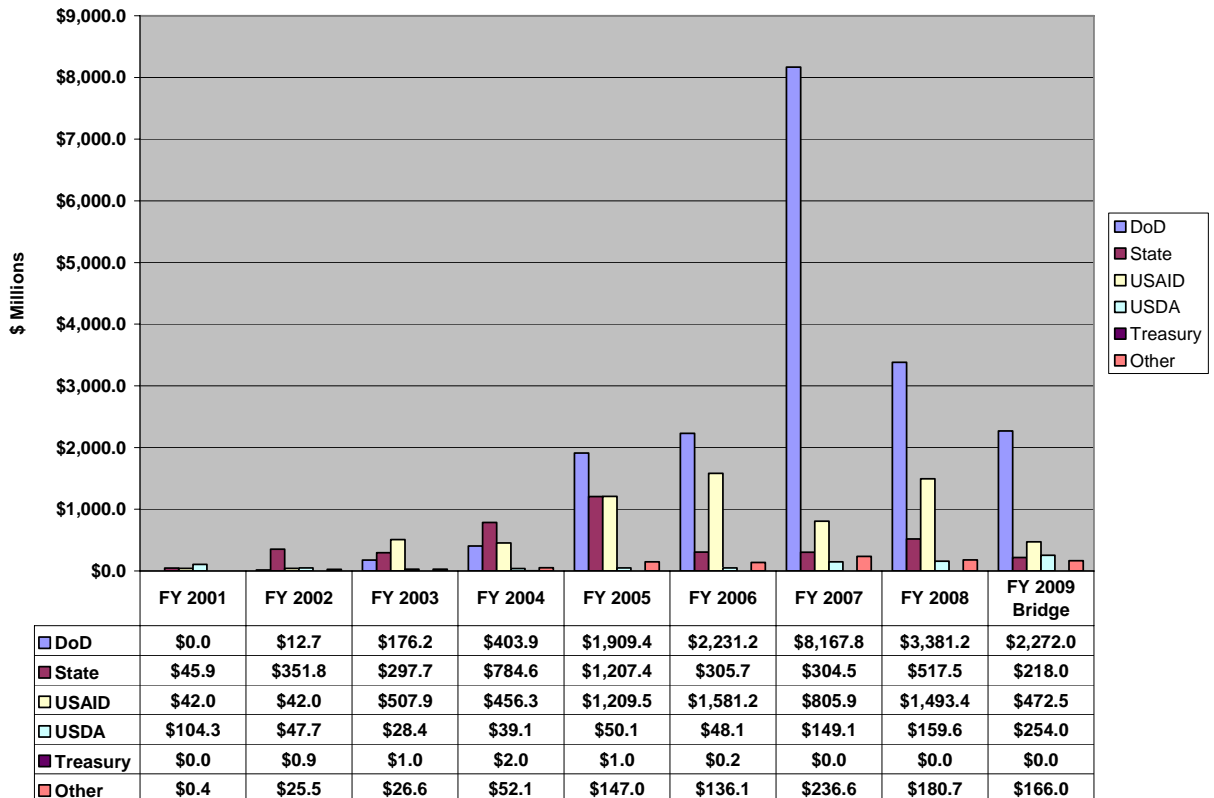


**NOTE:** FY 2008 figures reflect requested funds. Annual totals rounded to the nearest million.

TOTAL AID (FY 2002-2009): ANA \$14,228,000,000; ANP: \$7,024,000,000

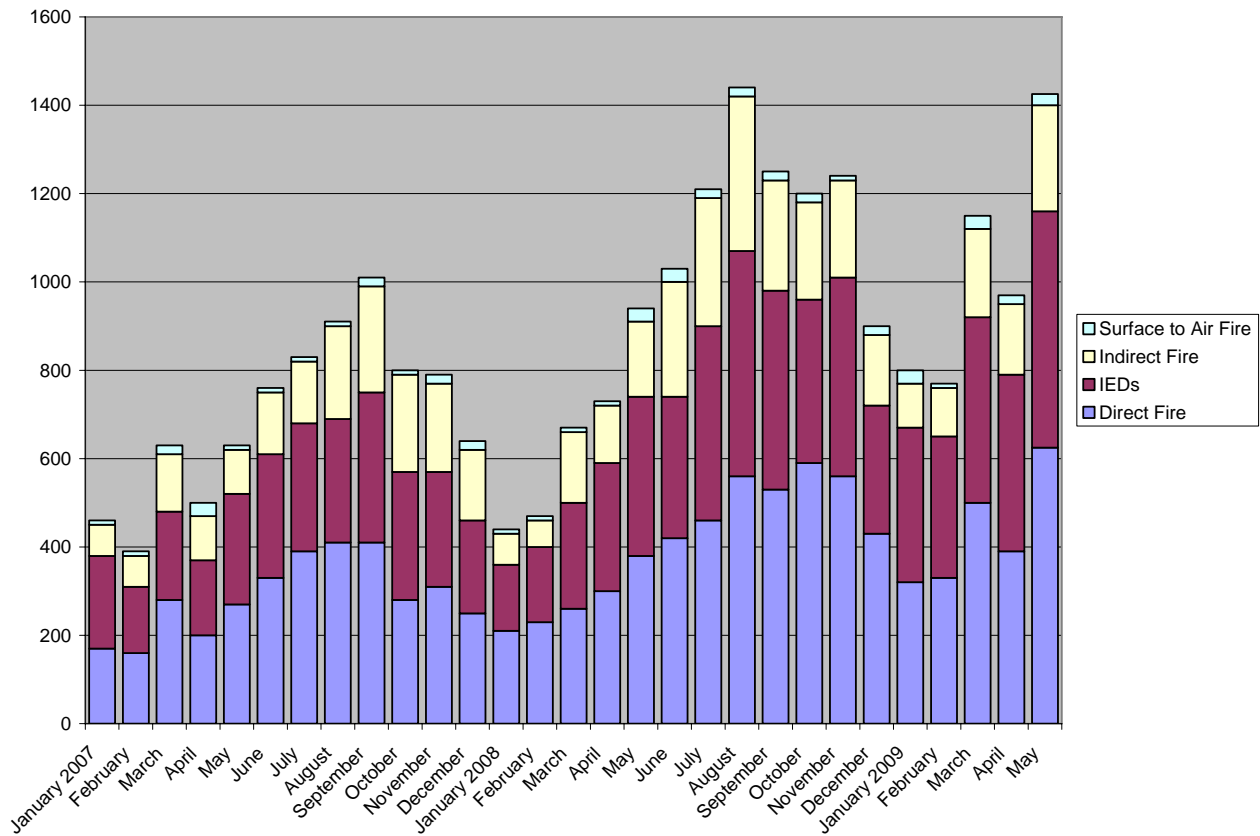
**FIGURE 1.22.A**

Appropriated U.S. Funding For Afghanistan by Agency, FY 2001-FY 2009 Bridge<sup>28</sup>



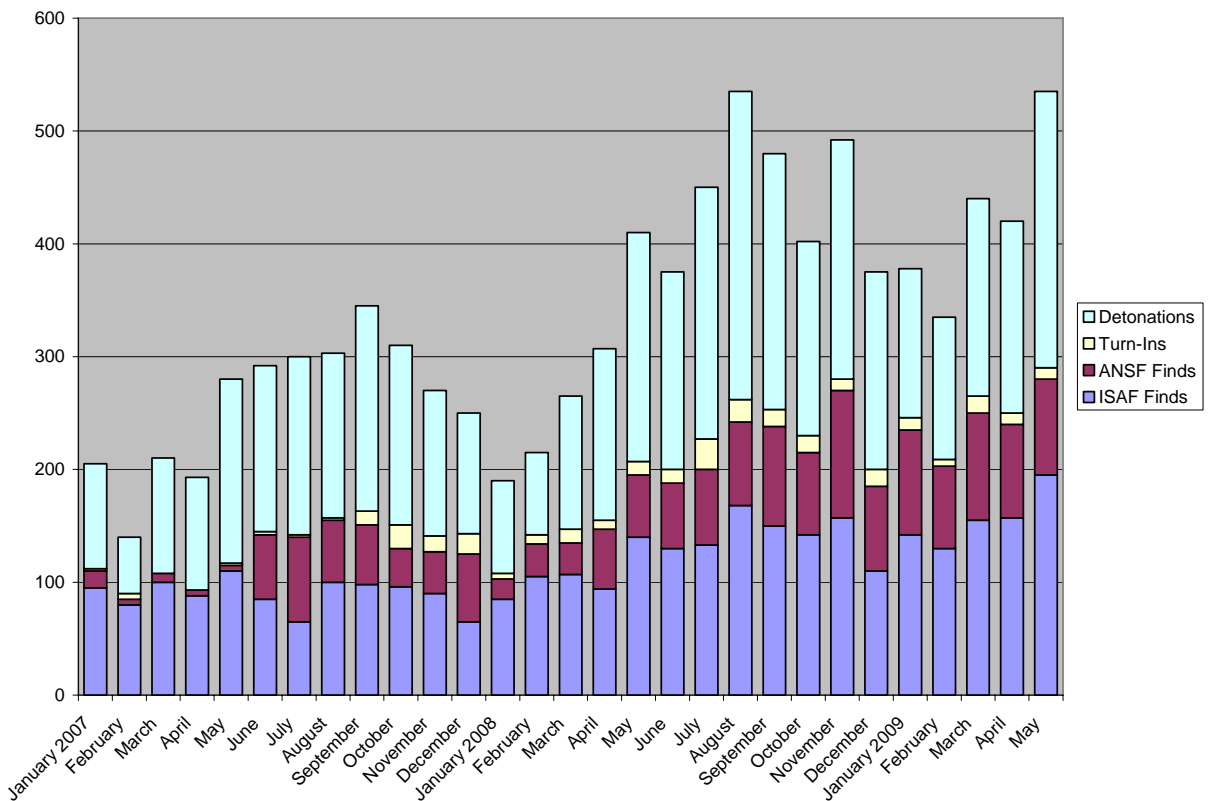
**FIGURE 1.23**

Number of Insurgent Attacks by Month and Type, January 2007-Present<sup>29</sup>



**FIGURE 1.23.A**

Number of Improved Explosive Device (IED) Events by Month, 2007-Present<sup>30</sup>



**NOTE:** "IED Events" are inclusive of those that detonate as well as those found or turned in. "ISAF" refers to the NATO-sponsored International Security Assistance Forces and "ANSF" refers to Afghan National Security Forces.



**FIGURE 1.24**

Comparison of Improvised Explosive Device (IED) Events by Province and Regional Command (RC), Weeks 1-22 (January thru Late May), 2008 and 2009<sup>31</sup>

REGIONAL COMMAND/ PROVINCE	2008			2009			% CHANGE (Successful IEDs)	% CHANGE (Total IEDs)
	Successful IEDs	Failed IEDs	Total IEDs	Successful IEDs	Failed IEDs	Total IEDs		
<b>RC CAPITAL</b>								
KABUL	6	9	15	13	13	26	117%	73%
<b>RC EAST</b>								
PARWAN	3	1	4	3	2	5	0%	25%
WARDAK	9	5	14	18	20	38	100%	171%
PANJSHER	0	0	0	0	0	0	N/A	N/A
LOGAR	5	11	16	10	32	42	100%	163%
KAPISA	2	6	8	1	7	8	-50%	0%
KHOST	50	47	97	85	103	188	70%	94%
PAKTYA	8	19	27	20	21	41	150%	52%
GHAZNI	13	5	18	34	21	55	162%	206%
PAKTIKA	18	16	34	25	55	80	39%	135%
NANGARHAR	16	36	52	42	47	89	163%	71%
LAGHMAN	9	36	45	10	24	34	11%	-24%
NURISTAN	0	0	0	0	2	2	N/A	N/A
KUNAR	22	5	27	23	28	51	5%	89%
BAMYAN	1	0	1	0	3	3	-100%	200%
<b>RC EAST TOTAL</b>	<b>156</b>	<b>187</b>	<b>343</b>	<b>271</b>	<b>365</b>	<b>636</b>	<b>74%</b>	<b>85%</b>
<b>RC SOUTH</b>								
KANDAHAR	70	58	128	108	147	255	54%	99%
HELMAND	49	20	69	47	50	97	-4%	41%
NIMROZ	6	2	8	1	10	11	-83%	38%
URUZGAN	10	13	23	27	29	56	170%	143%
ZABUL	20	13	33	41	19	60	105%	82%
DAI KUNDI	0	0	0	0	1	1	N/A	N/A
<b>RC SOUTH TOTAL</b>	<b>155</b>	<b>106</b>	<b>261</b>	<b>224</b>	<b>256</b>	<b>480</b>	<b>45%</b>	<b>84%</b>
<b>RC WEST</b>								
BADGHIS	1	5	6	0	1	1	-100%	-83%
HERAT	3	3	6	5	8	13	67%	117%
GHOR	0	0	0	1	5	6	N/A	N/A
FARAH	4	2	6	8	6	14	100%	133%
<b>RC WEST TOTAL</b>	<b>8</b>	<b>10</b>	<b>18</b>	<b>14</b>	<b>20</b>	<b>34</b>	<b>75%</b>	<b>89%</b>
<b>RC NORTH</b>								
FARYAB	7	8	15	3	5	8	-57%	-47%
JAWZJAN	1	1	2	2	1	3	100%	50%
SARI PUL	0	0	0	0	1	1	N/A	N/A
BALKH	1	2	3	1	2	3	0%	0%
SAMANGAN	0	0	0	0	1	1	N/A	N/A
KUNDUZ	6	5	11	9	23	32	50%	191%
BAGHLAN	7	6	13	3	4	7	-57%	-46%
TAKHAR	1	2	3	2	4	6	100%	100%
BADAKSHAN	0	5	5	3	5	8	N/A	60%
<b>RC NORTH TOTAL</b>	<b>23</b>	<b>29</b>	<b>52</b>	<b>23</b>	<b>46</b>	<b>69</b>	<b>0%</b>	<b>33%</b>
<b>TOTAL, ALL REGIONS</b>	<b>348</b>	<b>341</b>	<b>689</b>	<b>545</b>	<b>700</b>	<b>1,245</b>	<b>57%</b>	<b>81%</b>

**NOTE:** Successful IEDs are those that detonate. Failed IEDs are those that are either detected or turned in prior to detonation.

**FIGURE 1.25**

U.S. Provincial Reconstruction Team (PRT) Authorized/On Hand Staffing by Location<sup>32</sup>

PRT	PROVINCE	DATE CREATED	MILITARY		CIVILIAN					
			Authorized	On Hand	Department of State		USAID		U.S. Department of Agriculture	
					Authorized	On Hand	Authorized	On Hand	Authorized	On Hand
<b>RC EAST</b>										
Asadabad	Konar	Feb. 2004	85	82	1	1	1	1	1	1
Bagram	Parwan/Kapisa	Nov. 2003	63	63	1	0	1	1	1	1
Gardez	Paktia	Feb. 2003	88	81	1	1	1	1	1	1
Ghazni	Ghazni	March 2004	84	81	1	1	1	1	1	1
Jalalabad	Nangrahar	Jan. 2004	88	81	1	1	1	1	1	1
Khowst	Khowst	March 2004	88	86	1	1	1	1	1	1
Mehtar Lam	Laghman	April 2005	85	81	1	1	1	1	1	1
Kalagush	Nuristan	Nov. 2006	88	84	1	1	1	1	1	1
Bazarak	Panjshir	Nov. 2005	55	55	1	1	1	1	1	1
Sharana	Paktika	Oct. 2004	88	83	1	1	1	1	1	1
<b>RC SOUTH</b>										
Qalat	Zabul	April 2004	99	92	1	1	1	1	1	1
<b>RC WEST</b>										
Farah	Farah	Sept.2004	99	96	1	1	1	1	1	1
<b>TOTAL</b>			<b>1,010</b>	<b>965</b>	<b>12</b>	<b>11</b>	<b>12</b>	<b>12</b>	<b>12</b>	<b>12</b>

**NOTE ON THIS TABLE:** The United States operates 12 out of the 26 PRT's in Afghanistan. All American PRT's are under military command and led by a military officer.

**AS OF: APRIL 2009**

**FIGURE 1.26**

Country Leadership and Location of Non-U.S. PRT's<sup>33</sup>

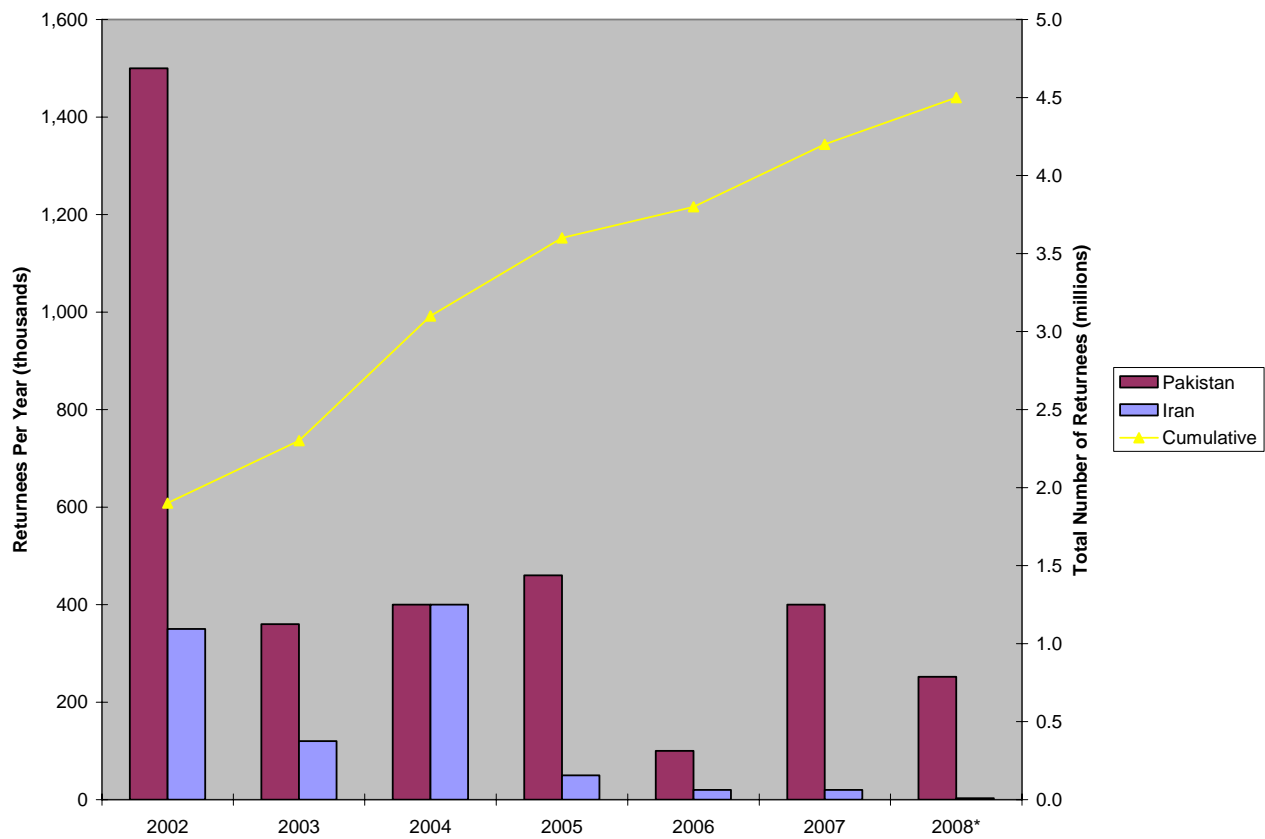
PRT	LEAD NATION	DATE OF COMMAND	DATE CREATED AND PREVIOUS COMMAND NATION (IF DIFFERENT)
<b>RC NORTH</b>			
Konduz	Germany	November 2003	March 2003 (USA)
Mazar-e-Sharif	Sweden	March 2006	February 2003 (United Kingdom)
Feyzabad	Germany	July 2004	
Pol-e-Khomri	Hungary	October 2006	October 2004 (Netherlands)
Meymaneh	Norway	September 2005	July 2004 (United Kingdom)
<b>RC WEST</b>			
Herat	Italy	June 2005	December 2003 (USA)
Qala-e-Naw	Spain	August 2005	
Chaghcharan	Lithuania	August 2005	
<b>RC SOUTH</b>			
Kandahar	Canada	August 2005	December 2003 (USA)
Lashkar-Gah	United Kingdom	May 2006	September 2004 (USA)
Tarin Kowt	Netherlands	August 2006	September 2004 (USA)
<b>RC EAST</b>			
Bamyan	New Zealand	August 2003	
Wardak	Turkey	November 2006	
Logar	Czech Republic	March 2008	

**FIGURE 1.27**  
 Estimated Number of Afghan Refugees in the Region By Location<sup>34</sup>

COUNTRY	NUMBER OF REFUGEES
Pakistan	2,000,000
Iran	910,000
Other	90,000
<b>TOTAL</b>	<b>3,000,000</b>

AS OF: March 2008

**FIGURE 1.28**  
 Afghan Refugees Voluntarily Repatriated by Country, 2002-2007<sup>35</sup>



\*Through September 2008

**FIGURE 1.29**  
 Estimate Number of Internally Displaced Persons (IDP's)<sup>36</sup>

<b>TOTAL</b>	<b>150,000</b>
Southern Provinces	110,000

AS OF: May 2008

## 2. GOVERNANCE & RULE OF LAW INDICATORS

**FIGURE 2.1**

Afghanistan Population and Demographic Information<sup>37</sup>

	TOTAL	MALE	FEMALE
<b>POPULATION</b> (millions)	<b>32.7</b>	<b>16.8</b> (51%)	<b>15.9</b> (49%)
<b>ETHNICITY</b>			
Pashtun	13.7 (42%)		
Tajik	8.8 (27%)		
Hazara	2.9 (9%)		
Uzbek	2.9 (9%)		
Aimak	1.3 (4%)		
Turkmen	1.0 (3%)		
Baloch	0.7 (2%)		
Other	1.3 (4%)		

**FIGURE 2.2**

Size, Gender, And Ethnic Makeup of Afghanistan's Main Legislative Bodies<sup>38</sup>

### Wolesi Jirga (House of the People)

	TOTAL SEATS	MEN	WOMEN
GENDER	249	184 (74%)	65 (26%)
<b>ETHNICITY</b>			
Pashtun	118 (47%)		
Tajik	53 (21%)		
Hazara	30 (12%)		
Uzbek/Turkmen	25 (10%)		
Non-Hazara Shi'a	11 (4%)		
Arab	5 (2%)		
Ismaili	3 (1%)		
Pashai	2 (<1%)		
Baluchi	1 (<1%)		
Nuristani	1 (<1%)		

**NOTE:** The **Wolesi Jirga** consists of directly elected provincial representatives. The number of representatives each of Afghanistan's 34 provinces receives is calculated according to population. The **Wolesi Jirga** constitutes the first step in passing legislation, with all bills passing with two-thirds majority being forwarded to the **Meshrano Jirga** (House of Elders) and then the President. The **Wolesi Jirga** also has final say on the appointment of government ministers and other high-ranking officials.

### Meshrano Jirga (House of Elders)

	TOTAL SEATS	MEN	WOMEN
GENDER	102	76 (75%)	26 (25%)
<b>ETHNICITY</b>			
Pashtun	36 (35%)		
Tajik	32 (31%)		
Hazara	16 (16%)		
Uzbek/Turkmen	8 (8%)		
Baluchi	3 (3%)		
Nuristani	3 (3%)		
Others	4 (3%)		

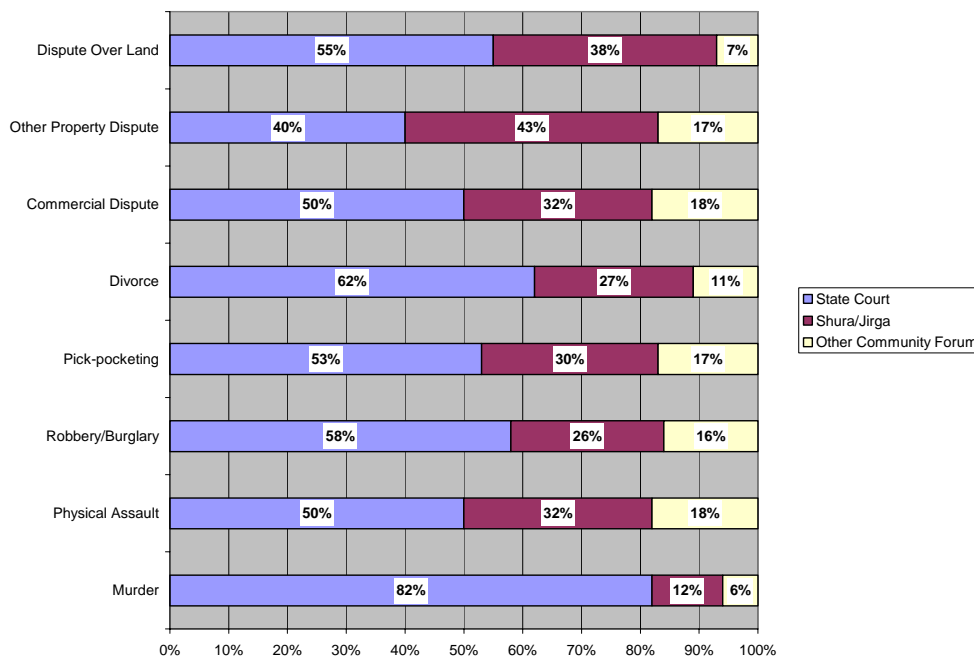
**NOTE:** Two-thirds of the **Meshrano Jirga** is indirectly elected by the Provincial and District Councils while the remaining third is appointed directly by the President.

### Provincial Councils (34 total, one for each Province)

	TOTAL SEATS	MEN	WOMEN
GENDER	420	296 (70%)	124 (30%)

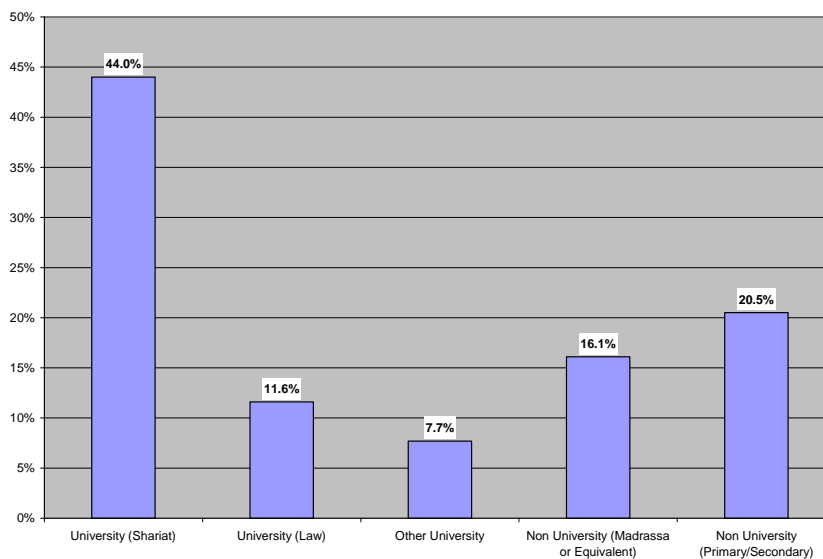
**NOTE:** Provincial Councils consist of between 9 and 29 directly elected representatives, based on the population of the Province.

**FIGURE 2.3**  
Where Afghans Choose To Take Different Types of Legal Cases<sup>39</sup>



**NOTE:** Results based on survey of approximately 6,200 Afghans polled in February 2007. Answers refer to a hypothetical situation and not actual events.

**FIGURE 2.4**  
Highest Level Degree Acquired By Judges Responding To a Random Survey<sup>40</sup>



**NOTE:** Results based on a May 2006 random survey of 157 judges, of whom 17 work with the Supreme Court, 48 on Provincial Appeals Courts and 92 on Urban or District Primary Courts. "Shariat" refers to a degree received from an Islamic Law faculty. "Madrasahs" are schools below the university level whose curriculum focuses mostly on traditional Islamic scholarship.

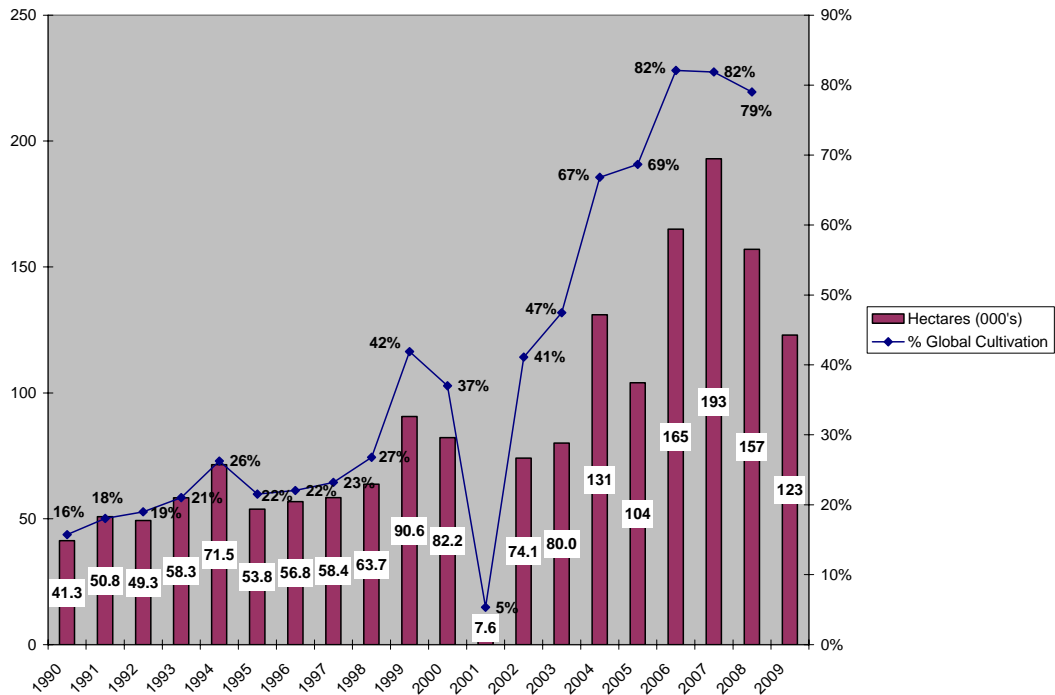
**FIGURE 2.5**  
Access to Legal Resources for Judges Responding To a Random Survey<sup>41</sup>

ACCESS	YES	NO
Statutes or other governmental regulations	63.7%	36.3%
Textbooks on the law	45.2%	54.8%
Written decisions of the Supreme Court	17.2%	82.8%
Professional support from an experienced mentor	19.1%	80.9%

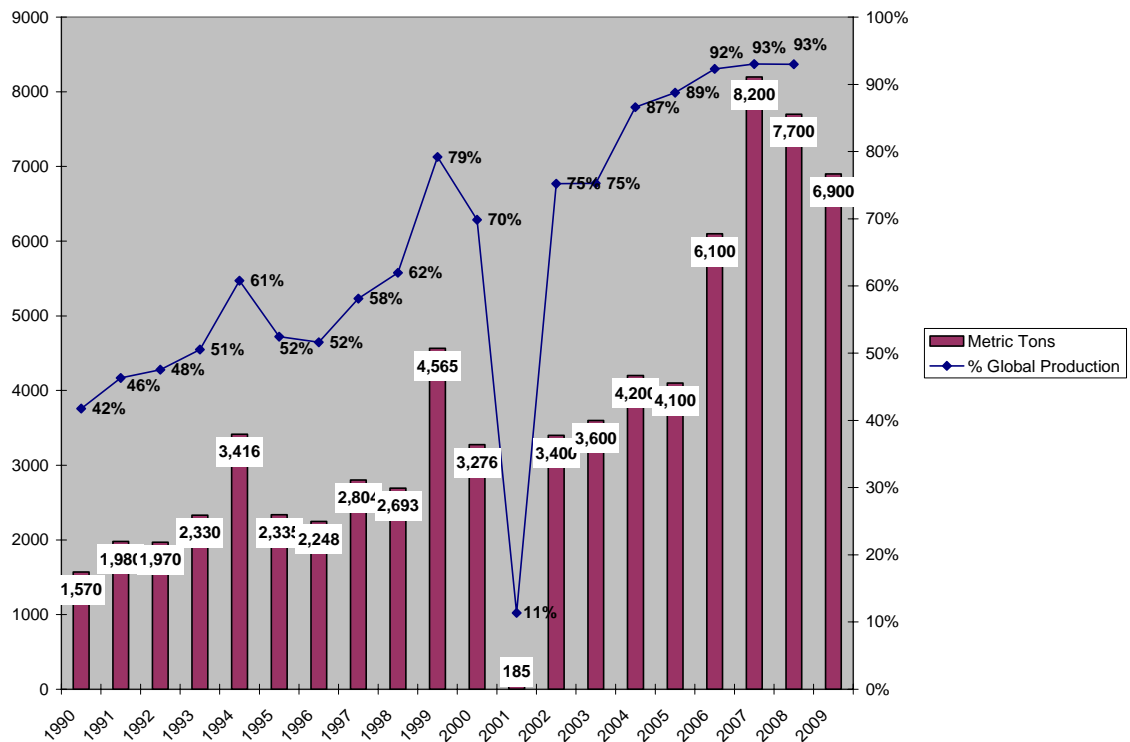
**NOTE:** Results based on a May 2006 random survey of 157 judges, of whom 17 work with the Supreme Court, 48 on Provincial Appeals Courts and 92 on Urban or District Primary Courts



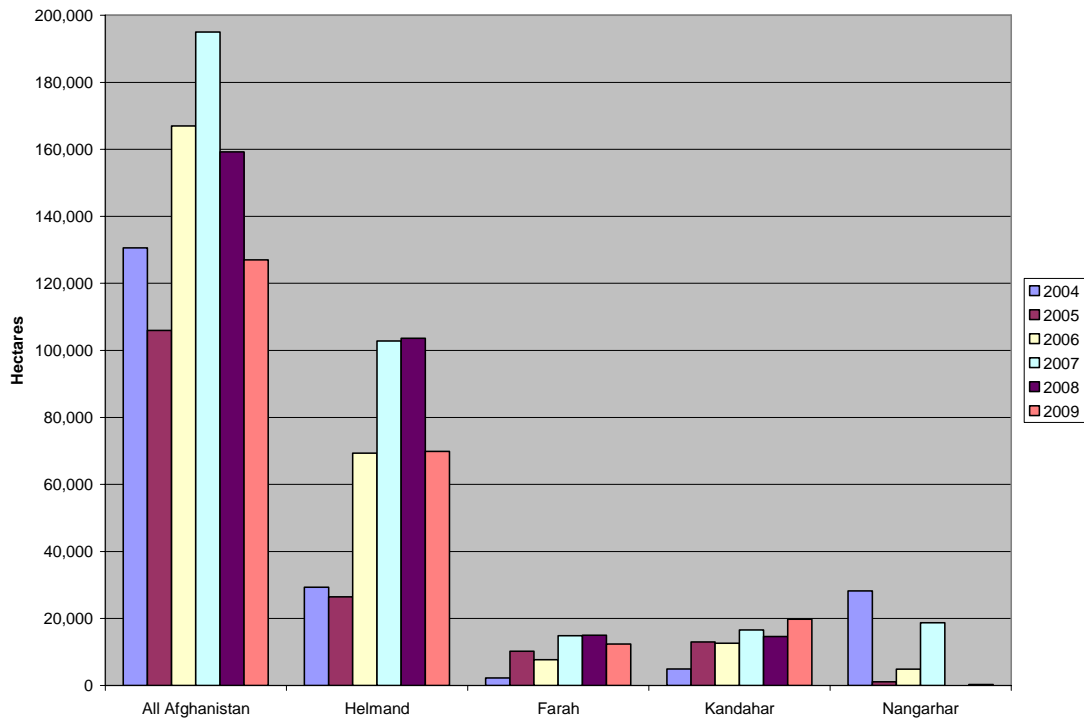
**FIGURE 2.6**  
Annual Poppy Cultivation in Afghanistan (Hectares) and Percentage of Global Cultivation, 1990-2009<sup>42</sup>



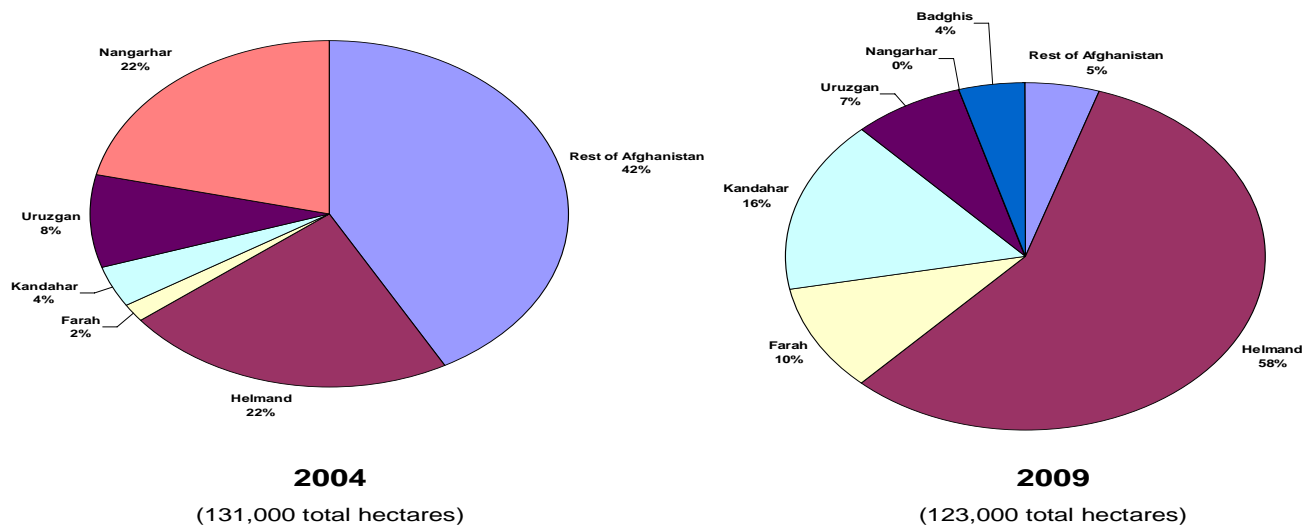
**FIGURE 2.7**  
Annual Opium Production in Afghanistan (Metric Tons) and Percentage of Global Production, 1990-2009<sup>43</sup>



**FIGURE 2.8**  
Opium Poppy Cultivation Levels in Afghanistan (With Top-Producing Provinces), 2004-2009 (Hectares)<sup>44</sup>

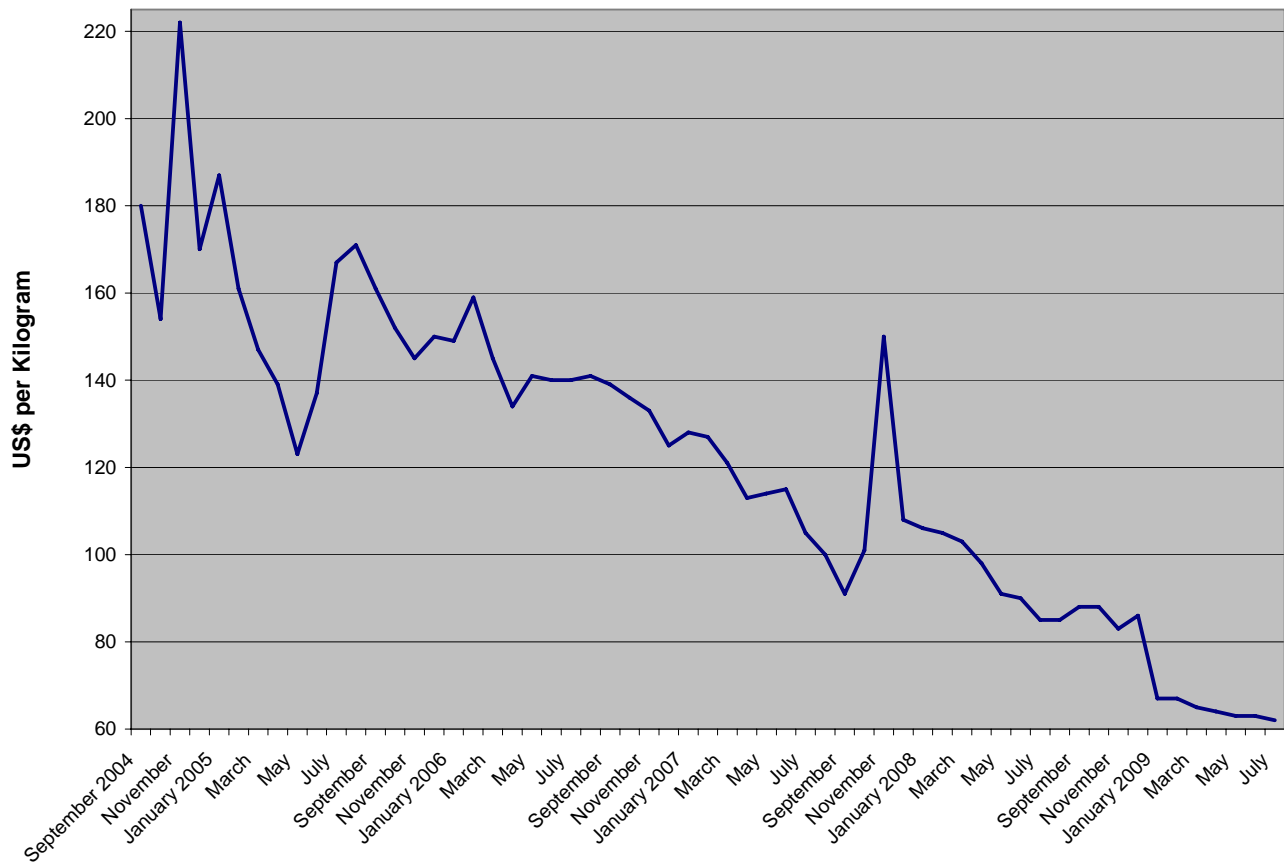


**FIGURE 2.9**  
Snapshot Comparison of Afghanistan's Top Opium-Producing Provinces, Based on Amount of Land Devoted to Cultivation, 2004 & 2009



**FIGURE 2.10**

Monthly Farm-Gate Price for Dry Opium since September 2004 (US\$/Kg)<sup>45</sup>



Through: JULY 2009

**FIGURE 2.11**

Afghanistan's Rank in Reporters without Borders' Index of Press Freedom, 2002-2008<sup>46</sup>

YEAR	SCORE	RANK	NUMBER OF COUNTRIES SURVEYED
2008	59.3	156	173
2007	56.5	142	169
2006	44.3	130	168
2005	39.2	125	167
2004	28.3	97	167
2003	40.2	134	166
2002	35.5	104	139

**NOTE ON INDEX OF PRESS FREEDOM TABLE:** The Index is based on a questionnaire with 50 criteria for assessing the state of press freedom in each country. It includes every kind of violation directly affecting journalists (such as murders, imprisonment, physical attacks and threats) and news media (censorship, confiscation issues, searches and harassment). In addition to taking into account abuses attributable to the state, those carried out by armed militias, clandestine organizations or pressure groups are also considered.

The lower the score attained, the higher the degree of press freedom in that respective country. Although there is no specific information given regarding how the overall score was compiled, the top-rated countries for 2007 received an overall score of 0.75, with the median receiving a score of 25.3. The overall average score for the 2007 Index was 31.5.

**FIGURE 2.12**Afghanistan's Rank in Transparency International's Annual Corruption Perceptions Index (CPI)<sup>47</sup>

YEAR	RANK	NUMBER OF COUNTRIES SURVEYED
2008	176	180
2007	172 (T)	180
2006	NO DATA	163
2005	117 (T)	159

(T): Indicates years Afghanistan's score tied with one or more other country.

**NOTE:** The CPI is a composite index that draws on 14 expert opinion surveys. It scores countries on a scale from zero to ten, with zero indicating high levels of perceived corruption and ten indicating low levels of perceived corruption. Due to a lack of reliable data, Afghanistan was not included in the CPI survey for the years 2006.

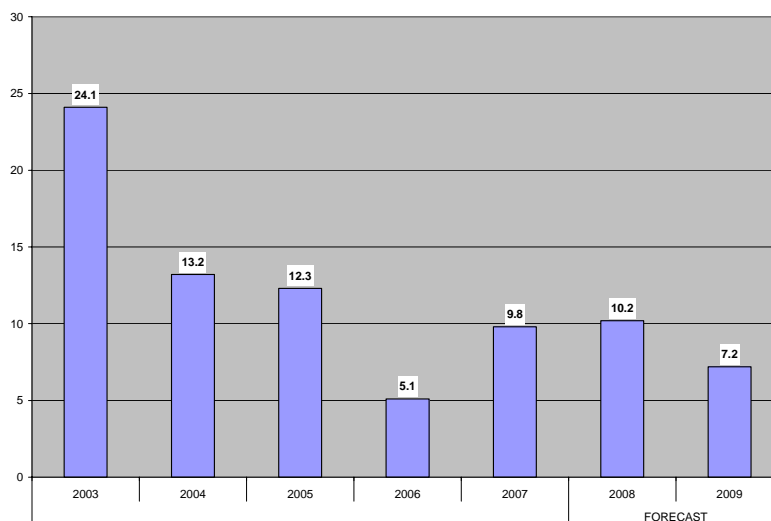
**FIGURE 2.13**Afghanistan's Rank in the Brookings Institution's Index of State Weakness in the Developing World, 2008<sup>48</sup>

RANK	COUNTRY	OVERALL SCORE
1	Somalia	0.52
2	Afghanistan	1.65
3	Democratic Republic of Congo	1.67
4	Iraq	3.11
5	Burundi	3.21

**NOTE:** 141 nations were surveyed. Each nation was allocated a score of 0-10 points for each of 4 broad categories (Economic, Political, Security, and Social Welfare). Overall scores were calculated by taking the average of the 4 scores. The median score (Benin, #71) received a score of 6.36 while the highest score (Slovak Republic, #141) received a score of 9.41.

### 3. ECONOMIC & QUALITY OF LIFE INDICATORS

**FIGURE 3.1**  
Annual Inflation<sup>49</sup>

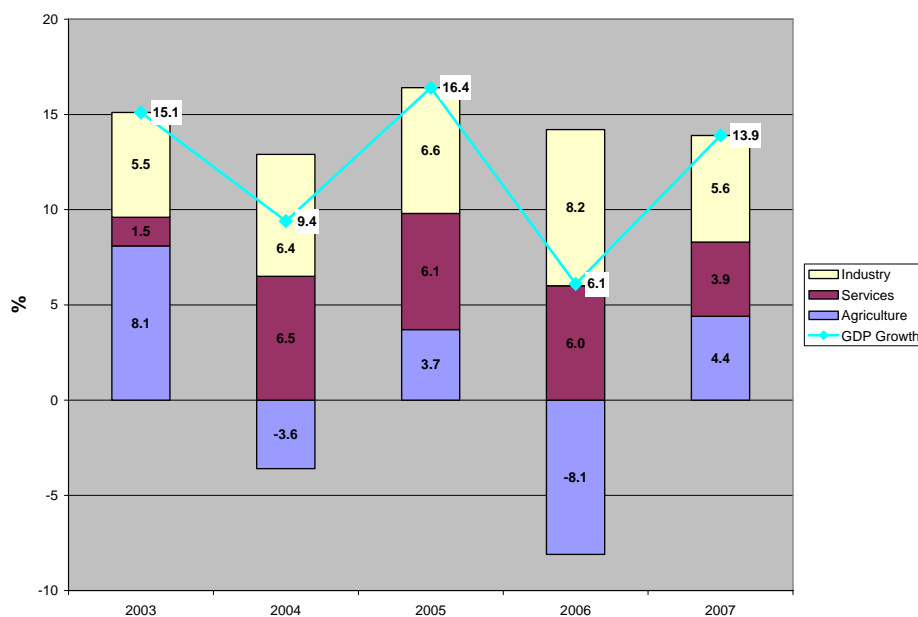


**FIGURE 3.2**  
Nominal GDP (Total and Growth), 2002/2003-2009/2010<sup>50</sup>

	2002/2003	2003/2004	2004/2005	2005/2006	2006/2007	2007/2008	2008/2009*	2009-2010*
TOTAL (\$US billions)	4.0	4.4	5.4	6.5	7.7	9.7	11.7	13.4
GROWTH (% change YOY)	-	15.1%	8.8%	16.1%	8.2%	12.1%	3.4%	9.0%

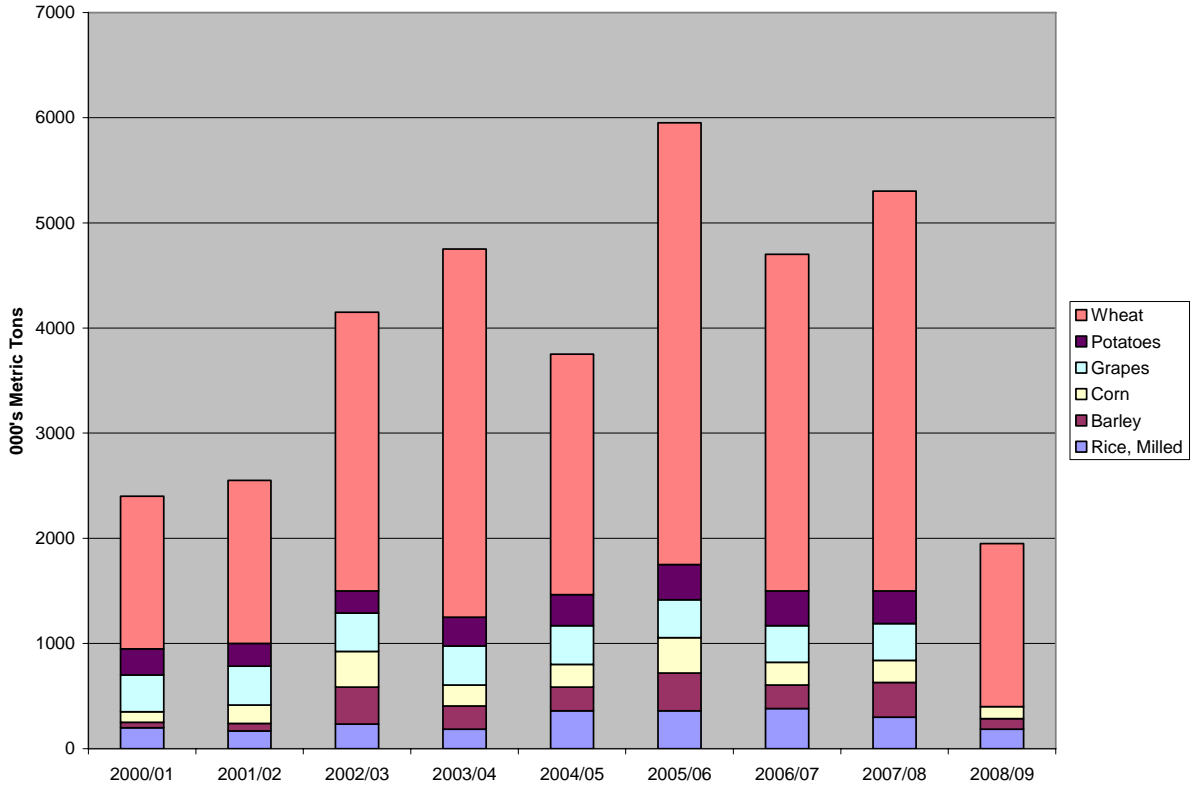
\*Data based partly on estimates.

**FIGURE 3.3**  
GDP Growth and Sector Contributions to Growth, 2003-2007<sup>51</sup>

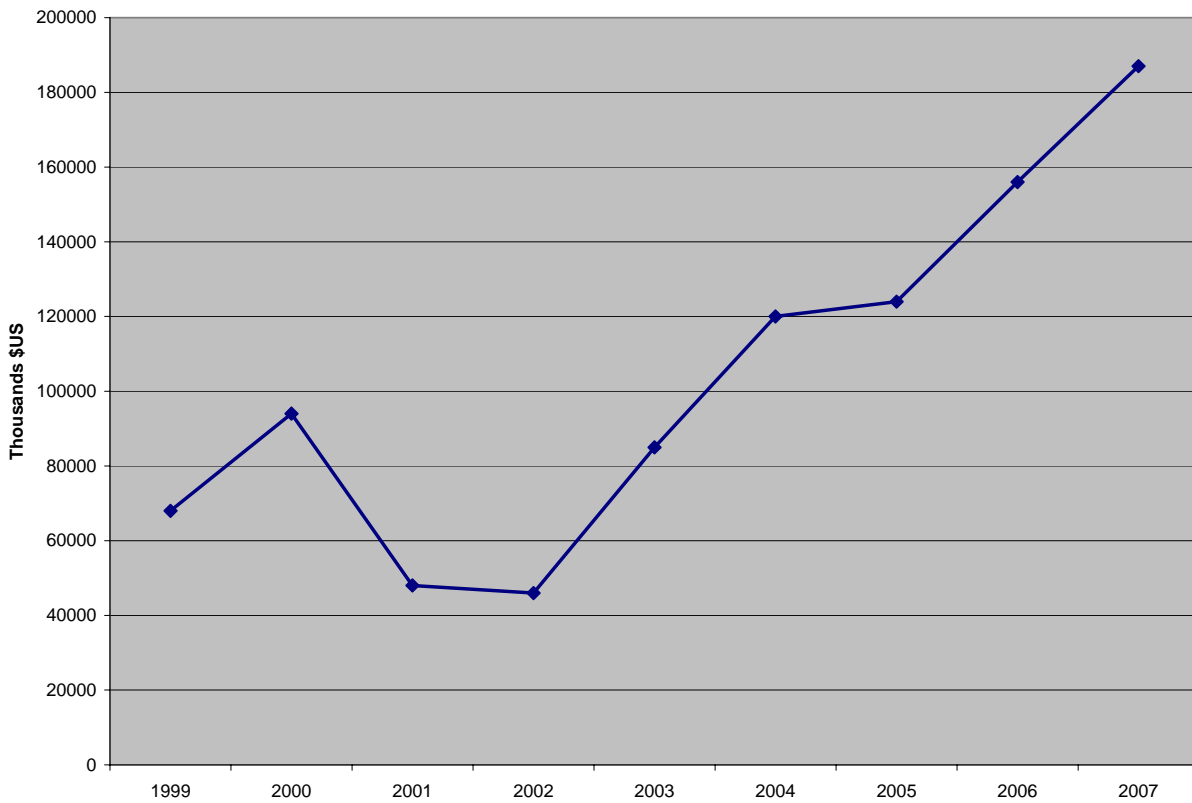


**NOTE:** Data for 2007 are estimated.

**FIGURE 3.3.A**  
Annual Production of Major Agricultural Produce, by Planting Season<sup>52</sup>

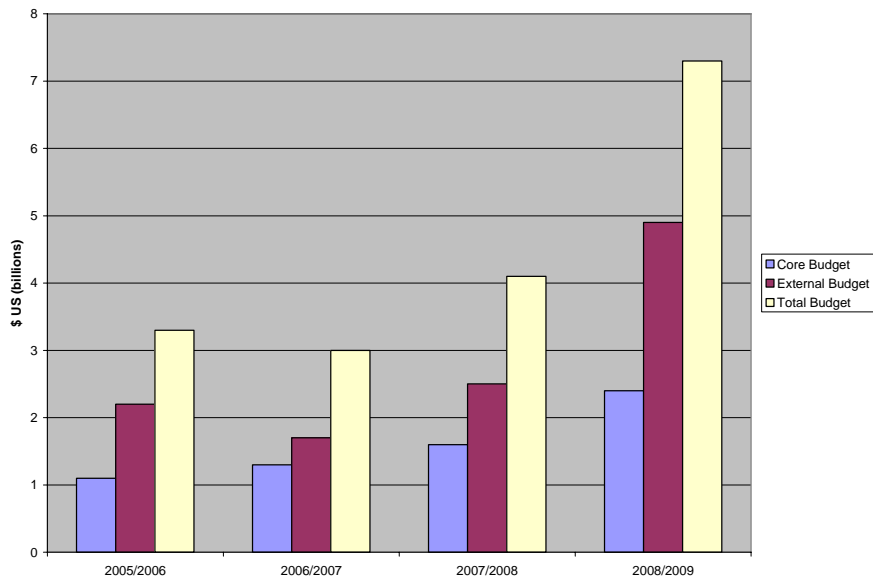


**FIGURE 3.3.B**  
Value of Exported Afghan Agricultural Produce, 1999-2007<sup>53</sup>



**FIGURE 3.4**

Breakdown of Afghan Annual Budget (Core vs. External), FY 2005/2006 thru FY 2008/2009<sup>54</sup>



**NOTE:** The Afghan government has direct control of the Core Budget, while having only limited or no control over the External Budget.

**FIGURE 3.5**

Comparison of Electricity Supply Sources and Capacity: 1979, 2002 And 2007<sup>55</sup>

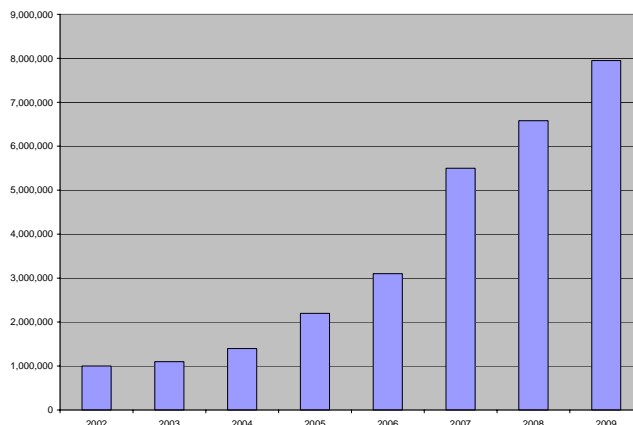
YEAR	HYDRO (MW)	THERMAL (MW)	IMPORTED (MW)	OTHER* (MW)	TOTAL SUPPLY (MW)
1979	259	137	0	0	396
2002	16	16	87	0	243
2007	90	90	167	133	652

\*Includes diesel, micro-hydro and renewable

**NOTE:** As of 2007, it is estimated that only 20% of the population (13% in rural areas) have access to public power on certain days for a limited number of hours.

**FIGURE 3.6**

Estimated Number of Telephone Users in Afghanistan by Year, 2002-2008<sup>56</sup>



**FIGURE 3.7**

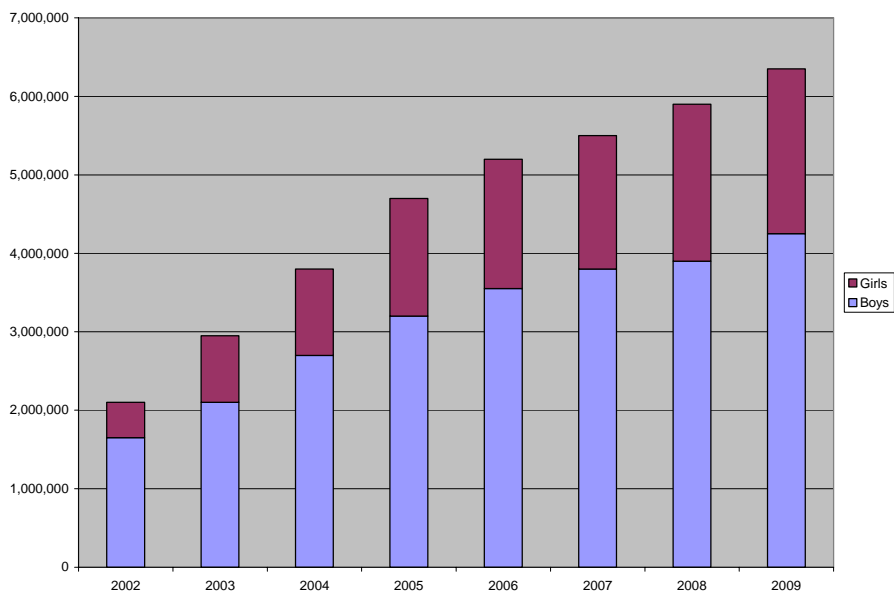
Estimated Percentage of Afghans with Access to Water/Sanitation Facilities<sup>57</sup>

Access to safe drinking water	23%
Access to adequate sanitation	12%

AS OF: June 2008

**FIGURE 3.8**  
Education Metrics<sup>58</sup>

Estimated Annual Enrollment in Elementary and Secondary Education, 2002-2009



NOTE: It is estimated that in 2001 less than 1 million students were enrolled in primary/secondary education, virtually none of them girls.

**Primary/Secondary Education**

	2007	2008
NUMBER OF SCHOOLS	9,062	10,998
All Girls	1,337	
Co-ed	4,325	
NUMBER OF TEACHERS	147,641	157,244
Women	~40,000	
<b>SINCE APRIL 2006*:</b>		
Schools Razed/Burned Down	238	
Schools closed due to severe threats	650+	
Students and Teachers killed by violence	290	

**\*Thru March 2009**

**NOTE: APRIL 2009** It is estimated that approximately 500,000 children in four southern provinces are currently prevented from attending school due to the threat of violence.

**Literacy**

Overall	28%
Male	36%
Female	18%

**FIGURE 3.9**  
Poverty Levels, 2007<sup>59</sup>

% Population Living Below the Poverty Line*	% Population Living Slightly Above the Poverty Line	% Population Experiencing Food Poverty <sup>^</sup>
42%	20%	45%

\*Defined as living on a monthly income of US \$14/month or less

<sup>^</sup>Those unable to purchase sufficient food to guarantee world standard minimum food intake of 2,100 calories/day



**FIGURE 3.10**Foreign Aid Pledged, Committed and Disbursed, 2002-2011 (\$ Millions)<sup>60</sup>

DONOR	AID DISBURSED 2002-2008	AID COMMITTED BUT NOT DISBURSED 2002-2008	AID PLEDGED 2002-2011 (NOT COMMITTED/DISBURSED)
US/USAID	5,022.9	5,377.0	12,389.1
Japan/JICA	1,393.5	16.9	0
United Kingdom	1,266.3	188.9	0
European Commission	1,074.1	646.7	19.2
World Bank	852.7	750.7	1,023.8
Germany	767.8	458.2	0
Canada	730.7	48.1	338.9
Asian Development Bank	547.8	1,009.7	183.1
Italy	424.4	0	0
Netherlands	407.1	85.5	0
Norway	277.0	122.3	0
Sweden	217.3	41.2	11.3
Iran	213.9	13.9	126.2
ECHO*	207.7	2.2	58.3
India	204.3	650.9	86.9
Australia	194.8	0	27.6
UN Agencies	171.0	0	0
Denmark	152.8	59.9	63.0
Russian Federation	139.0	0	0
Aga Khan	119.3	0	0
France	79.9	29.5	0
Saudi Arabia	76.9	30.0	113.1
Finland	46.1	29.9	14.0
Switzerland	51.6	44.0	0
China	41.0	20.4	84.2
Spain	25.6	37.2	190.5
Turkey	20.8	22.8	46.4
<b>TOTAL</b>	<b>14,726.3</b>	<b>9,685.9</b>	<b>14,775.6</b>

AS OF: February 2008

\*ECHO: European Commission Humanitarian Aid Office

**NOTE:** PLEDGED aid is promised but yet to be devoted for a specific purpose, COMMITTED aid has been earmarked for a specific purpose but not yet changed hands and DISBURSED aid has been earmarked and delivered.

**FIGURE 3.11**Annual Value of Imports and Exports, With Top Trade Partners, 2002-2006 (\$ Millions)<sup>61</sup>

	2002	2003	2004	2005	2006
<b>Exports (TOTAL)</b>	<b>87</b>	<b>210</b>	<b>185</b>	<b>239</b>	<b>274</b>
Pakistan	28	28	45	48	57
India	17	32	39	51	59
United States	4	57	23	62	42
<b>Imports (TOTAL)</b>	<b>1,034</b>	<b>1,608</b>	<b>1,971</b>	<b>3,002</b>	<b>3,633</b>
Pakistan	245	449	511	1,172	1,375
United States	88	67	173	288	459
Germany	57	103	130	167	275
India	57	137	170	158	186
Republic of Korea	141	137	85	66	77
Turkmenistan	31	81	107	122	143
Japan	92	114	73	84	74

**FIGURE 3.12**Microfinance Clients, Borrowers and Loan Amounts<sup>62</sup>

	Active Clients	Active Borrowers	Number of Loans Disbursed	Amount of Loans Disbursed (\$ millions)	Loans Outstanding (\$ millions)
<b>TOTAL</b>	443,740	375,114	1,155,562	\$453.3	\$111.3
URBAN	308,882	262,042	801,472	\$327.1	\$81.2
RURAL	134,858	113,072	354,090	\$126.2	\$30.2

AS OF: May 2008

**FIGURE 3.13**  
Healthcare Metrics

**% People Living In Districts Where Basic Package of Health Care Program (BPHC) Is Being Implemented<sup>63</sup>**

2003	9%
2005	77%
2006	82%

**NOTE:** The BPHC is a program started in 2002 by the Ministry of Public Health to provide essential basic healthcare throughout Afghanistan's districts.

**Life Expectancy<sup>64</sup>**

	2004	2006
<b>Men</b>	42	44
<b>Women</b>	42	43

**Infant and Children Under-Five Mortality Rates (Per 1,000 Live Births)<sup>65</sup>**

	2003	2006
<b>Infant</b>	165	129
<b>Children Under Five</b>	257	191

**% OF AFGHAN CHILDREN RECEIVING VARIOUS VACCINATIONS<sup>66</sup>**

	2003	2006
<b>BCG Vaccine</b>	57%	70%
<b>Polio Vaccine</b>	30%	70%

**NOTE:** The BCG is a vaccination to prevent tuberculosis.

## 4. PAKISTAN

**FIGURE 4.1**

Comparison of Various Metrics from Pakistan's Federally Administered Tribal Areas (FATA) vs. The Rest of Pakistan<sup>67</sup>

	FATA	REST OF PAKISTAN
<b>PER CAPITA INCOME (ANNUAL, \$ US)</b>	\$250	\$500
<b>% POPULATION LIVING BELOW POVERTY LINE</b>	~66%	24%^
<b>OVERALL LITERACY RATE</b>	17%	56%
Women	3%	32%

^FY 2005/2006 estimate<sup>68</sup>

**FIGURE 4.2**

Health Metrics for FATA<sup>69</sup>

Hospitals to serve population of 3.1 million	41
Doctor-to-Population Ratio	1-to-6,762

**FIGURE 4.3**

Force Strength of Pakistani Security Forces Who Regularly Operate in FATA<sup>70</sup>

Constabulary Forces	23,000+
Frontier Corps (FC)	65,000

**NOTE:** The Constabulary Forces operate under the local political agent and are trained to do light policing, guard government facilities and secure public figures. The FC is the primary paramilitary force in FATA, traditionally serving as a border control and counter-smuggling force that is on call for law enforcement duties. It is locally trained and administered, yet reports to Pakistan's Ministry of Interior and has historically been greatly under-resourced.

**FIGURE 4.3.A**

U.S. Special Forces (USSAF) Personnel Conducting Counterinsurgency Training To Frontier Corps (FC) Officers<sup>71</sup>

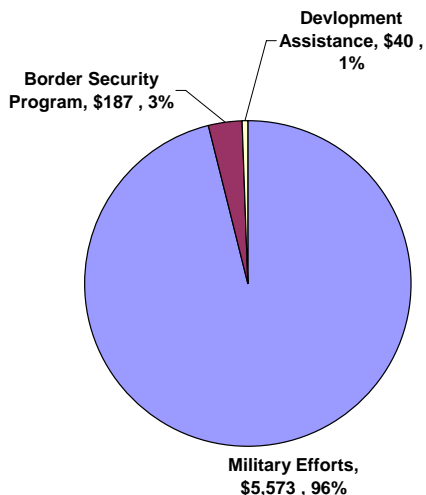
PROVINCE	FATA	Baluchistan
<b>Number of USSOF Trainers</b>	<b>32</b>	<b>25-50</b>
<b>Number of senior FC Trainees</b>	<b>116</b>	<b>Unknown</b>

AS OF: May 2009

**NOTE:** As of November 2008 the training is limited in scope and focused on training a select number of senior Frontier Corpsmen who will then become the principal counterinsurgency trainers for the remainder of the force. This training is being conducted at an undisclosed location in northwest Pakistan.

**FIGURE 4.4**

Percentage of U.S. Funding Directed towards Various Programs in Pakistan's Federally Administered Tribal Areas (FATA) And Border Region, FY 2002-2007<sup>72</sup>



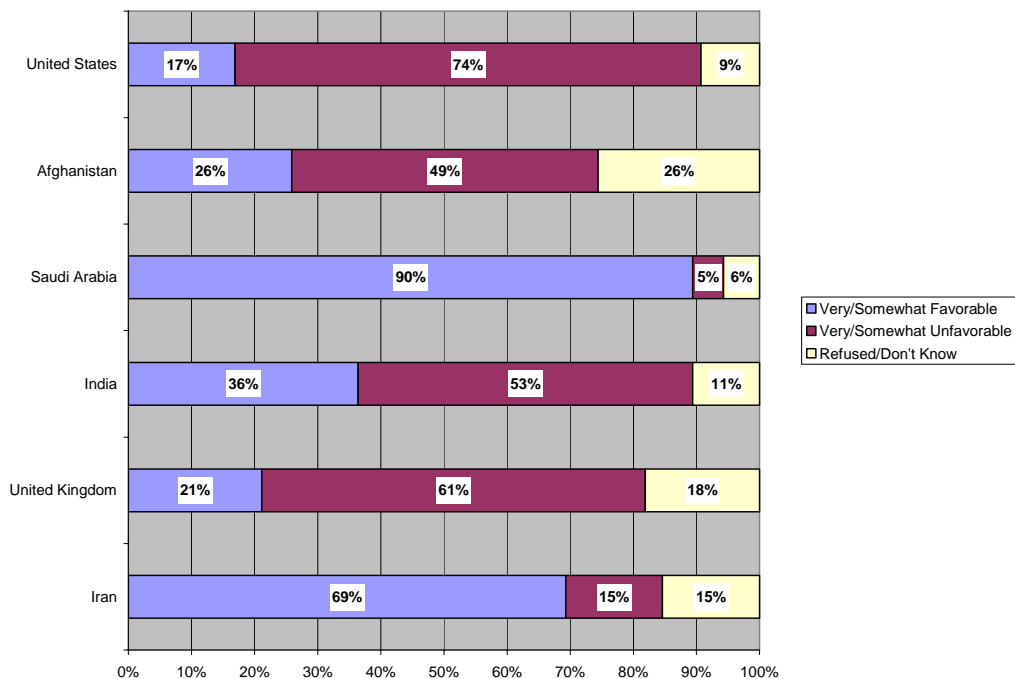
**NOTE:** Total \$ shown in \$US millions. Percentages based on an approximate expenditure of \$5.8 billion. Total aid to Pakistan for this period was approximately \$10.5 billion.

## PAKISTANI PUBLIC OPINION

TERROR FREE TOMORROW/NEW AMERICA FOUNDATION SURVEY, July 2008<sup>73</sup>  
 (1,306 Pakistanis were surveyed throughout the country from May 25-June 1, 2008)

**FIGURE 4.5**

Question: What Is Your Opinion Of Each Country?



**NOTE:** Not all line items add up to 100% due to rounding

## 5. POLLING & PUBLIC OPINION

### AFGHANISTAN: WHERE THINGS STAND<sup>74</sup>

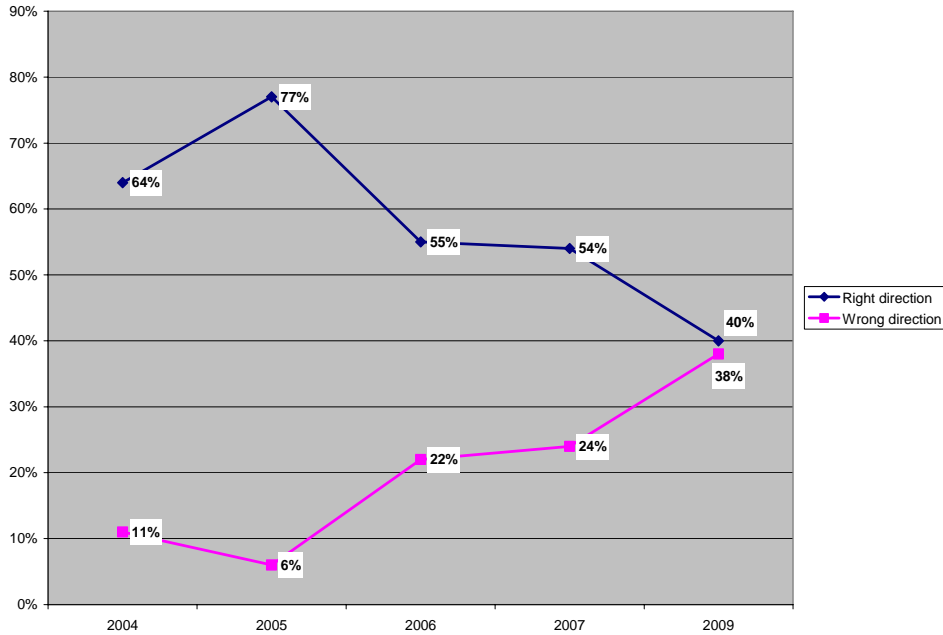
ABC News/BBC/ARD Poll, February 2009

(1,534 Afghan adults from throughout the country were interviewed)

Previous surveys depicted took place March 2004, September 2005, September 2006 and November 2007

**FIGURE 5.1**

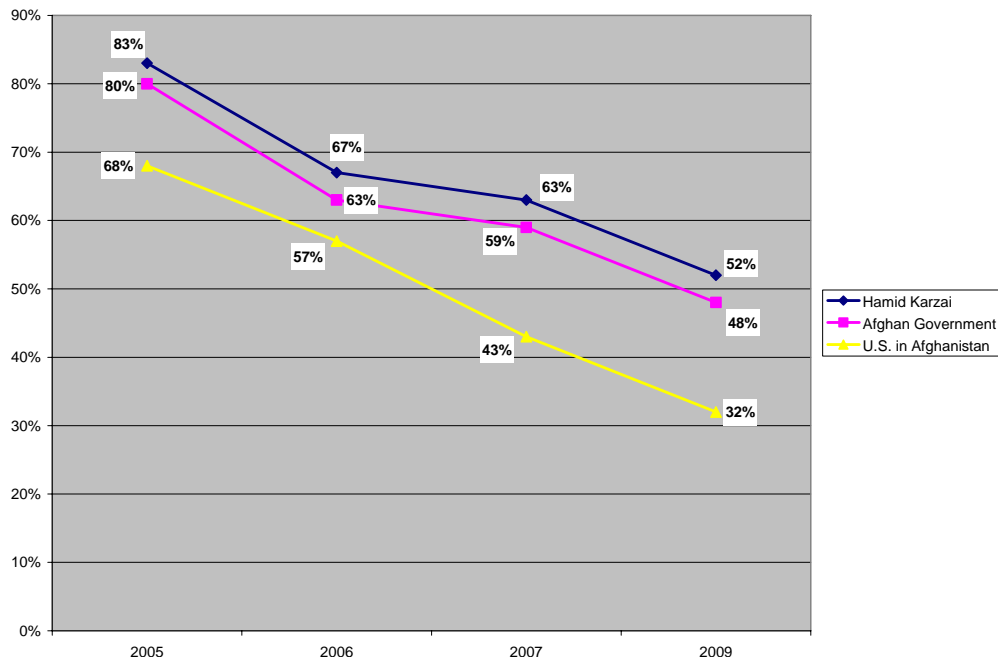
Question: Generally Speaking, Do You Think Things in Afghanistan Today Are Going In the Right Direction, or Do You Think Things Are Going In The Wrong Direction? (2004, 2005, 2006, 2007 & 2009)



Surveys Released: March 2004, September 2005, September 2006, November 2007 and February 2009, Respectively

**FIGURE 5.2**

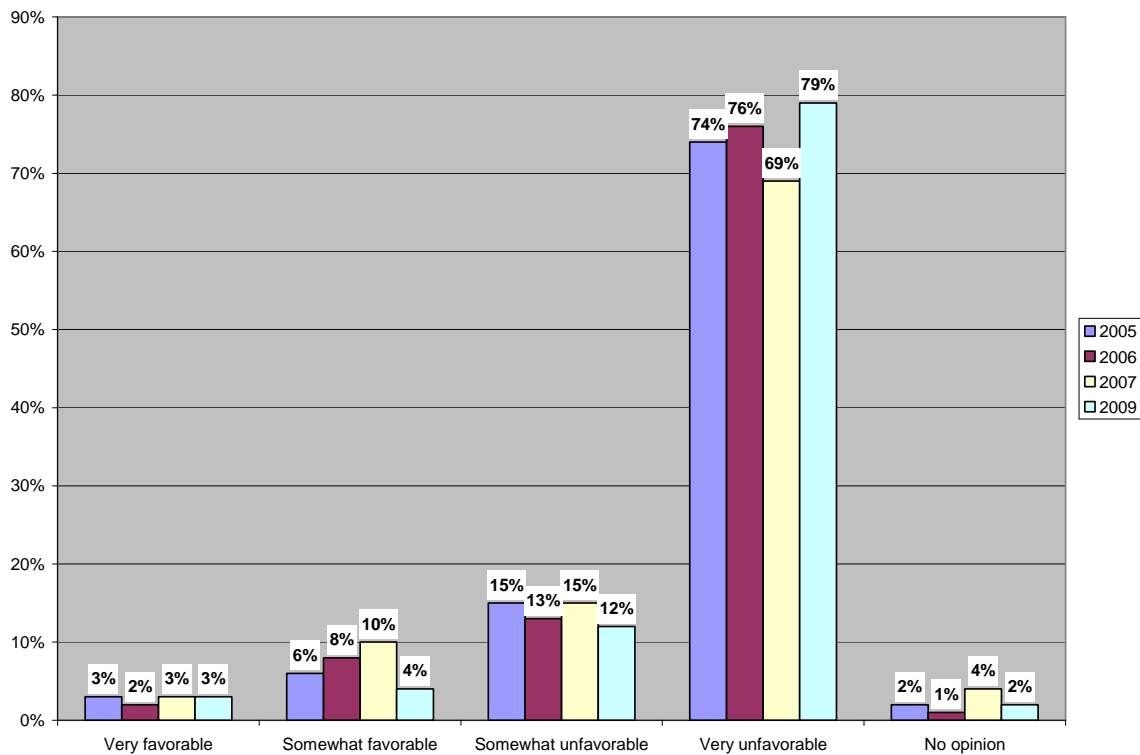
Performance Ratings for Various Entities\*



\*% of respondents who answered "Excellent" or "Good" to the Question: How would you rate the work of...?

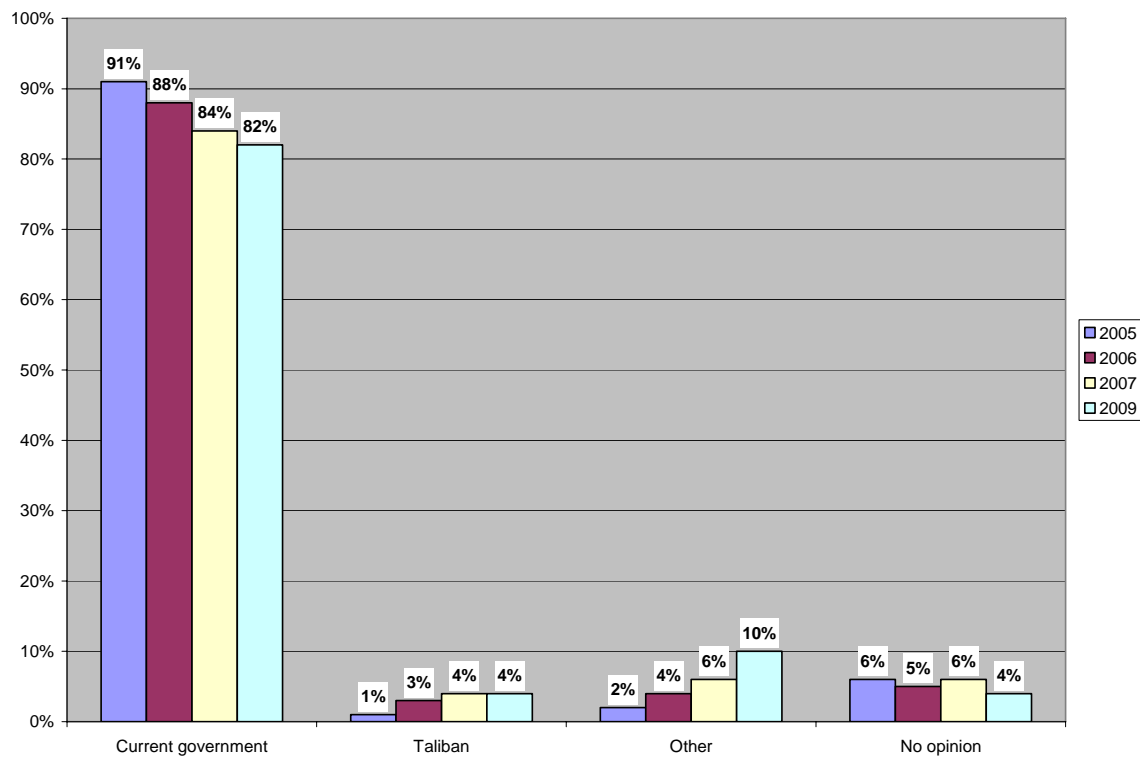
**FIGURE 5.3**

Question: Is Your Opinion of the Taliban Very Favorable, Somewhat Favorable, Somewhat Unfavorable Or Very Unfavorable?



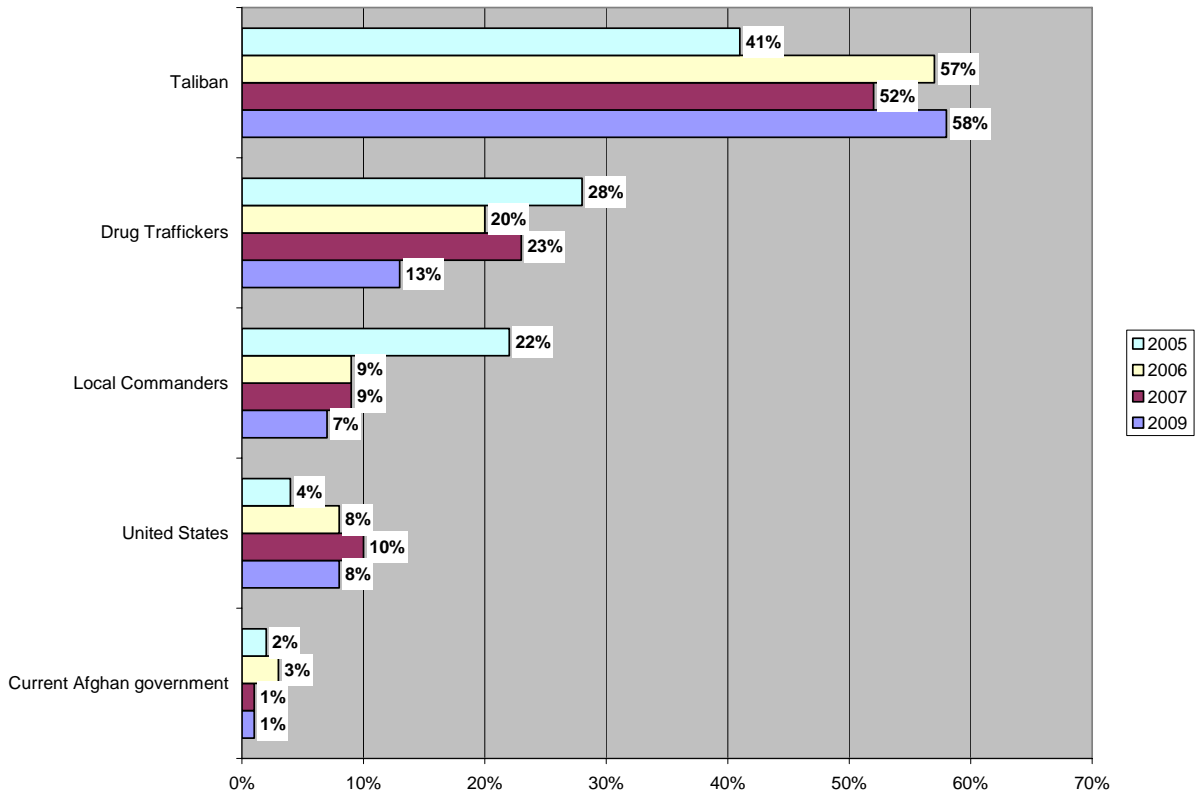
**FIGURE 5.4**

Question: Who Would You Rather Have Ruling Afghanistan Today?



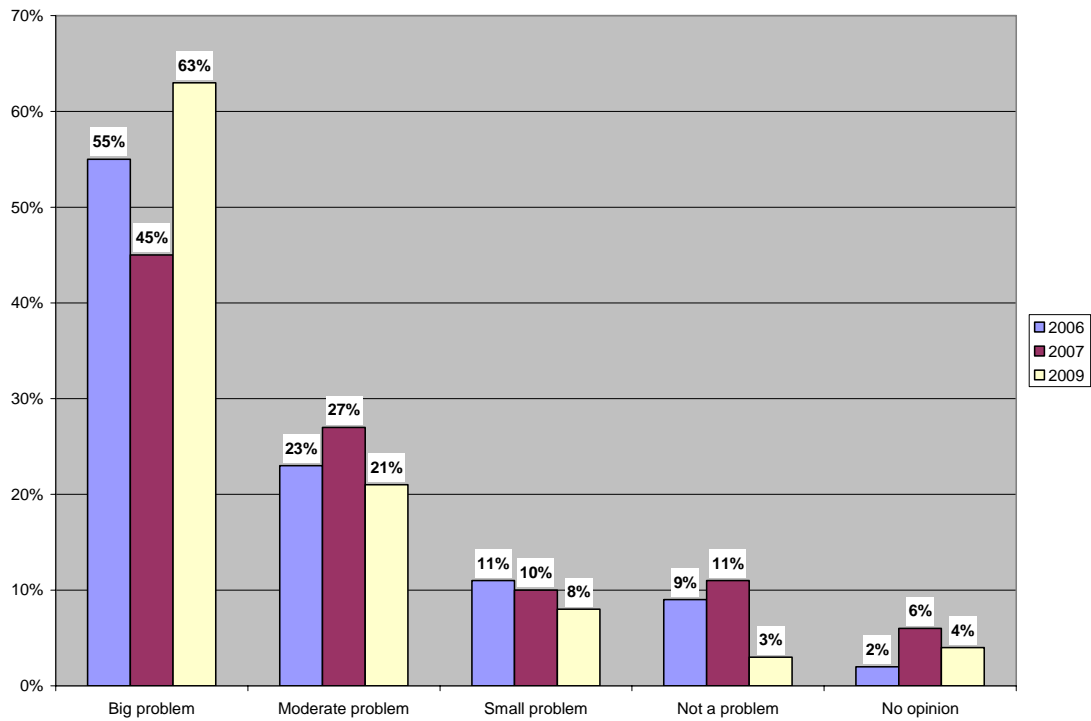
**FIGURE 5.5**

Question: Which Of The Following Do You Think Poses The Biggest Danger In Our Country?



**FIGURE 5.6**

Question: How Much of A Problem Is the Issue of Corruption among Government Officials or the Police in this Area?



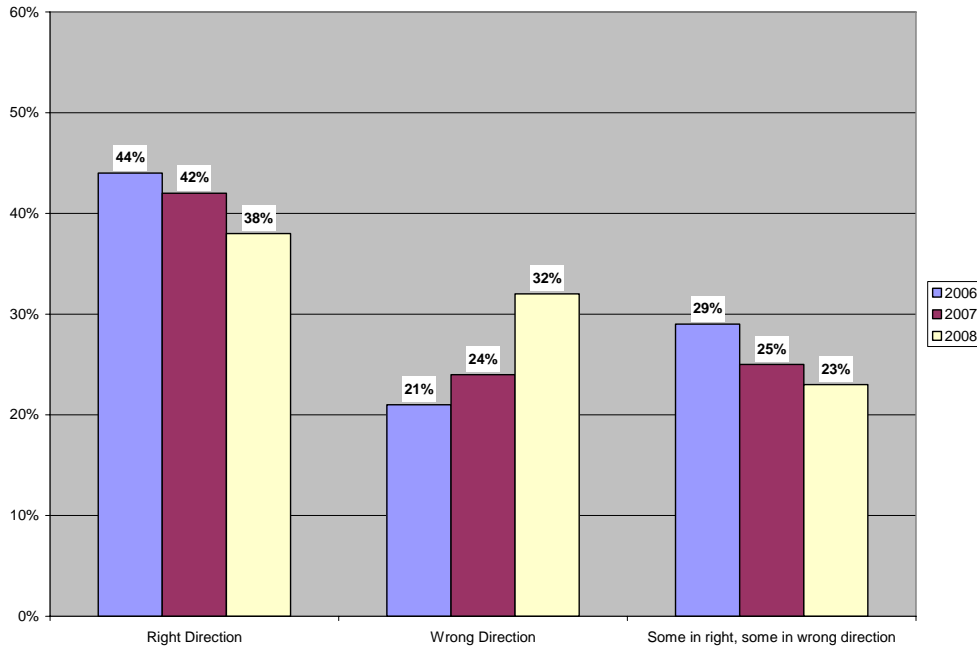
# AFGHANISTAN IN 2008: A SURVEY OF THE AFGHAN PEOPLE<sup>75</sup>

Asia Foundation, October 2008

(6,593 Afghan adults from throughout the country were interviewed)

**FIGURE 5.6**

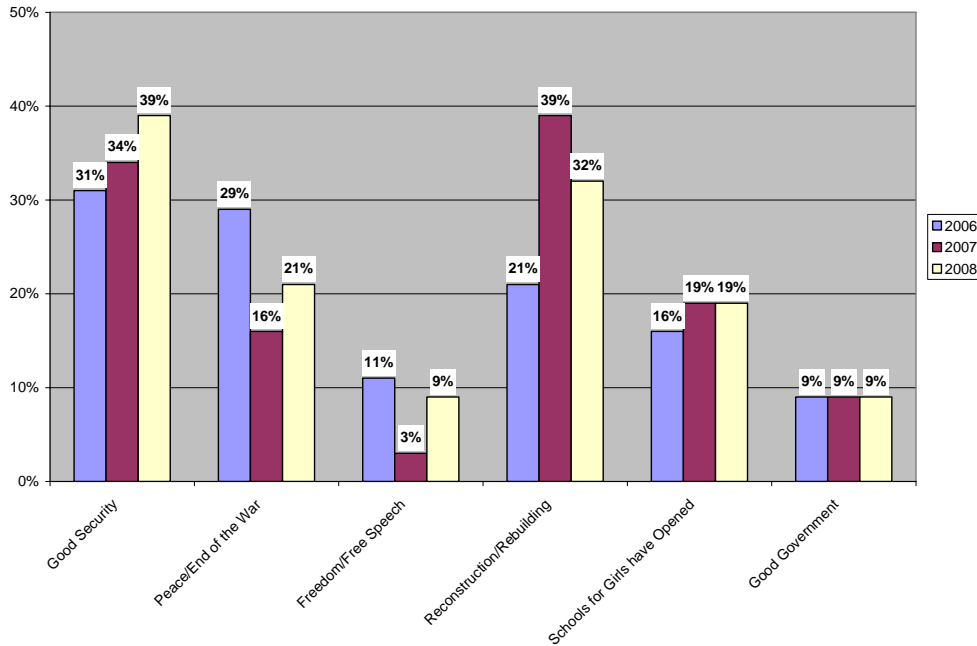
Question: Generally Speaking, Do You Think Things in Afghanistan Today Are Going In the Right Direction, or Do You Think Things Are Going In The Wrong Direction? (2006, 2007 & 2008)



Surveys Released: September 2006, September 2007, And October 2008, Respectively

**FIGURE 5.7**

Question: Why Do You Say Things Are Moving In The Right Direction? (Comparison with 2006 & 2007)

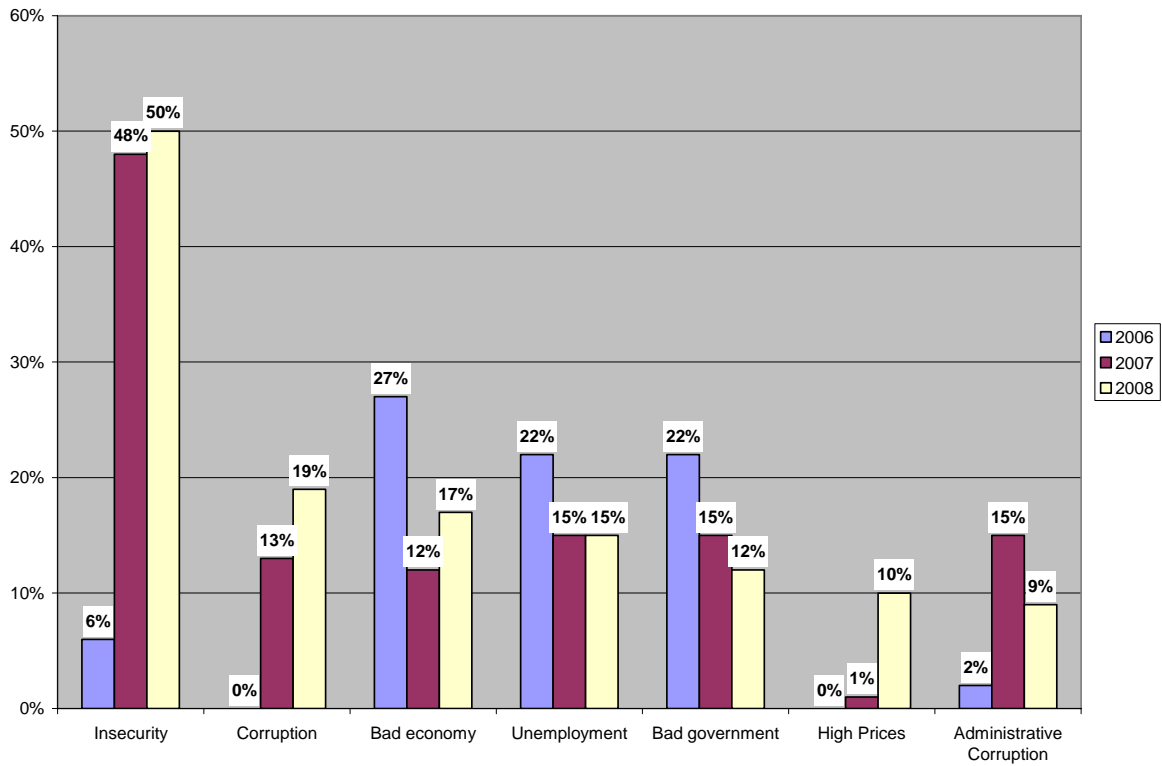


Surveys Released: September 2006 And September 2007, And October 2008, Respectively



**FIGURE 5.8**

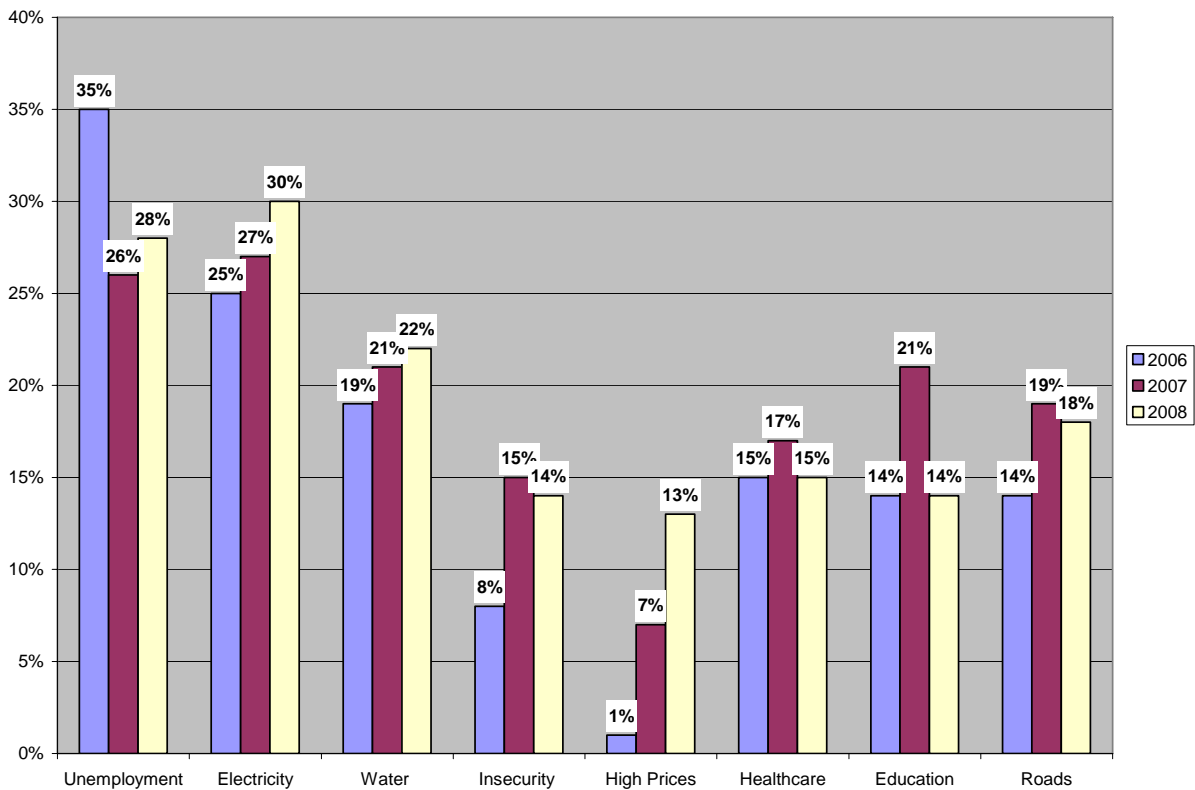
Question: Why Do You Say Things Are Moving In The Wrong Direction? (Comparison with 2006 & 2007)



Surveys Released: September 2006 and September 2007, and October 2008, Respectively

**FIGURE 5.9**

Question: What Is The Biggest Problem In Your Local Area? (Comparison with 2006 & 2007)



Surveys Released: September 2006 and September 2007, and October 2008, Respectively

**FIGURE 5.10**

Present Condition of Various Infrastructure in Localities, 2007 & 2008

INFRASTRUCTURE	VERY/QUITE GOOD (%)		QUITE/VERY BAD (%)	
	2007	2008	2007	2008
Availability of clean drinking water	63	62	36	38
Availability of water for irrigation	59	47	40	49
Availability of jobs	30	21	69	78
Supply of electricity	31	25	68	74
Security situation	66		33	
Availability of medical care	56	49	44	50
Availability of education for children	72	70	28	29
Freedom of movement	72		28	

Survey Released: September 2007 and October 2008, Respectively

**FIGURE 5.11**

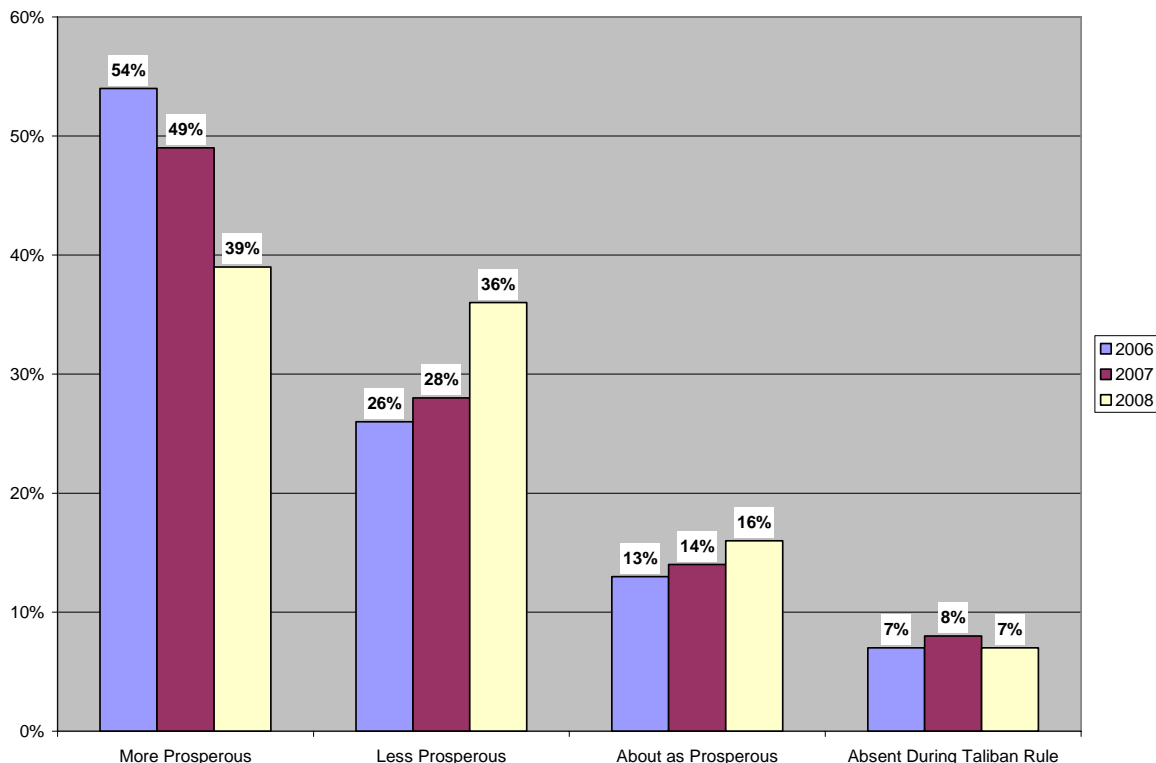
Public Feelings towards the Performance of Central Government in Specific Aspects of Its Work, 2007 & 2008

ASPECT OF WORK	VERY/QUITE GOOD JOB (%)		SOMEWHAT/VERY BAD JOB (%)	
	2007	2008	2007	2008
Education	88	84	11	15
Healthcare system	72	66	28	33
Creating job opportunities	35	24	64	75
Maintaining relations with neighboring countries	68	62	29	34
Reviving/developing the economy	46	33	53	64
Fighting corruption	36	31	64	66

Survey Released: September 2007 and October 2008, Respectively

**FIGURE 5.12**

Question: Would You Say That Today Your Family Is More Prosperous, Less Prosperous or About as Prosperous as Under The Taliban Government? (2006, 2007 & 2008)



Survey Released: September 2006 and September 2007, and October 2008, Respectively

**FIGURE 5.13**

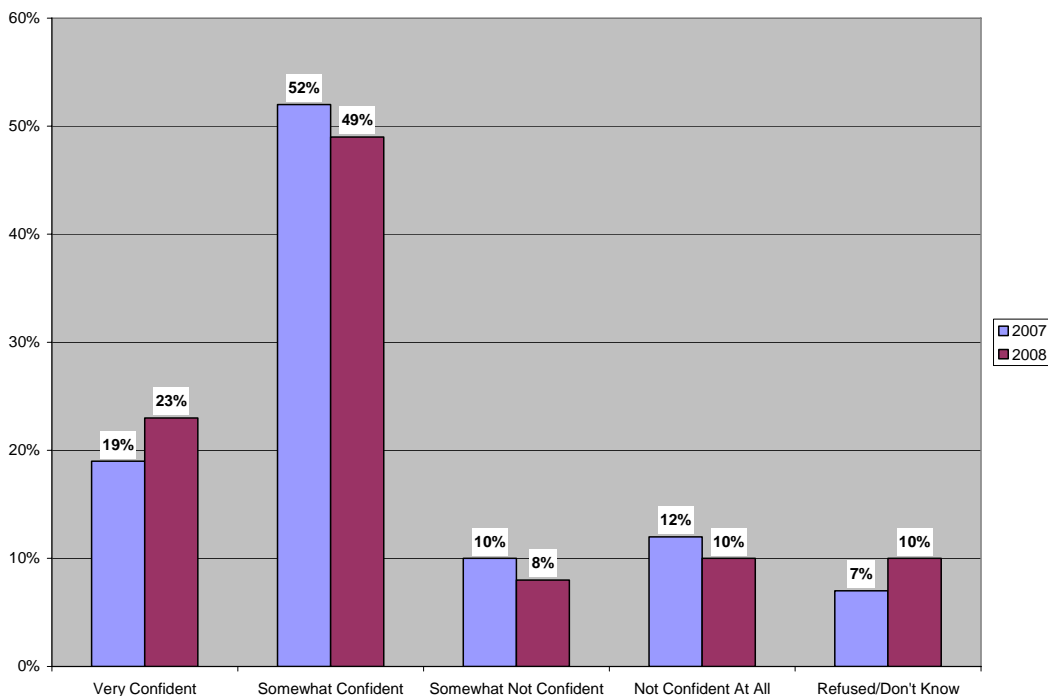
Public’s Agreement and Disagreement towards Various Statements about the Afghan National Army (ANA) And Afghan National Police (ANP), 2007 & 2008

STATEMENT	Strongly/Somewhat Agree (%)		Strongly/Somewhat Disagree (%)	
	2007	2008	2007	2008
Is honest and fair with the Afghan people:				
ANA	90	89	8	10
ANP	86	80	14	18
Is unprofessional and poorly trained:				
ANA	62	55	36	41
ANP	65	60	33	37
Needs the support of foreign troops and cannot operate by itself:				
ANA	77	69	21	27
ANP	77	69	21	27
Helps improve the security:				
ANA	89	86	10	12
ANP	86	80	13	17

Survey Released: September 2007 and October 2008, Respectively

**FIGURE 5.14**

Question: How Confident Are You That The Afghan Government On Its Own Will Be Able To Conduct Free And Fair Elections? (2007 & 2008)



Survey Released: September 2007 and October 2008, Respectively

**FIGURE 5.15**

Public’s Agreement or Disagreement with Various Statements about Democracy and Governance

STATEMENT	Strongly/Somewhat Agree (%)	Strongly/Somewhat Disagree (%)
Democracy may have its problems, but it is better than any other form of government.	85	10
Despite our differences, as Afghans we have many values that unite us.	88	11
Politicians seek power for their own benefit and don't worry about helping people.	79	19

Survey Released: September 2007

**FIGURE 5.16**

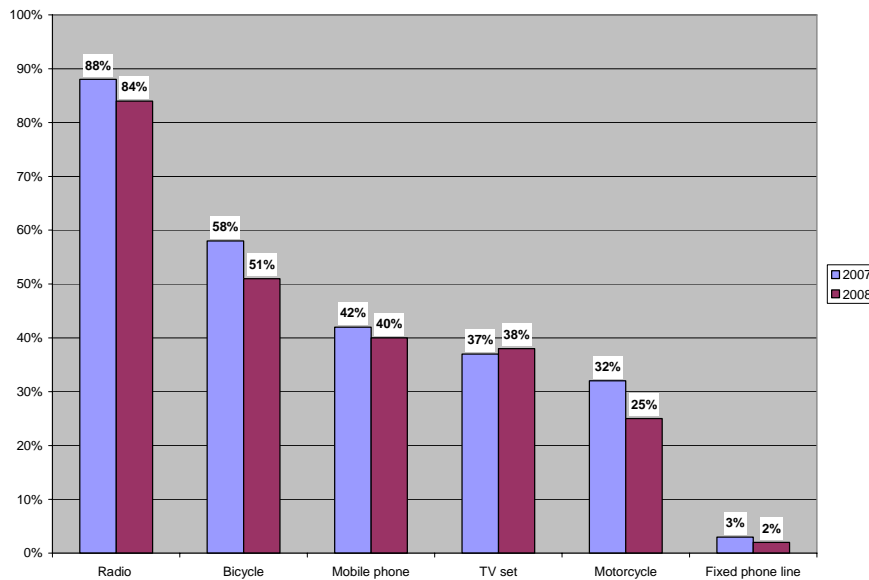
Percentage of People Who Strongly/Somewhat Agree With Respect To Various Statements Related to the State Court and Jirgas/Shuras, 2007 & 2008

STATEMENT	State Court (%)		Jirgas/Shuras (%)	
	2007	2008	2007	2008
They are accessible to me	78	68	83	76
They are fair and trusted	58	50	78	70
They follow local norms and values of our people	57	50	76	69
They are effective at delivering justice	58	52	76	69
They resolve cases timely and properly	51	38	72	59

Survey Released: September 2007 and October 2008, Respectively

**FIGURE 5.17**

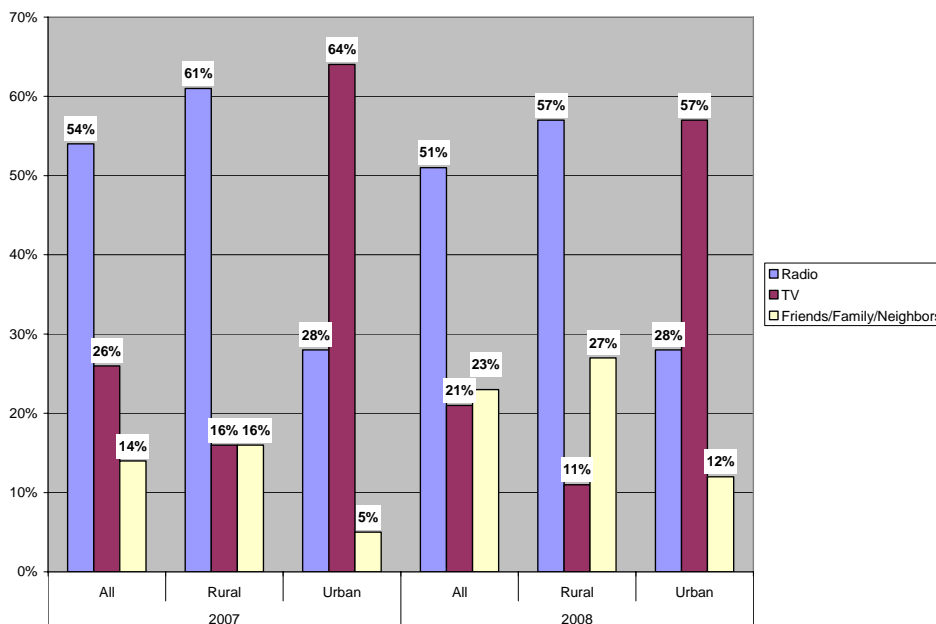
Question: Do You Own Any of the Following Here in Your Household in Functioning Order? (2007 & 2008)



Survey Released: September 2007 and October 2008, Respectively

**FIGURE 5.18**

Question: Which Is The Main Source From Where You Normally Get Information About What Is Happening In The Country? (2007 & 2008)



Survey Released: September 2007 and October 2008, Respectively

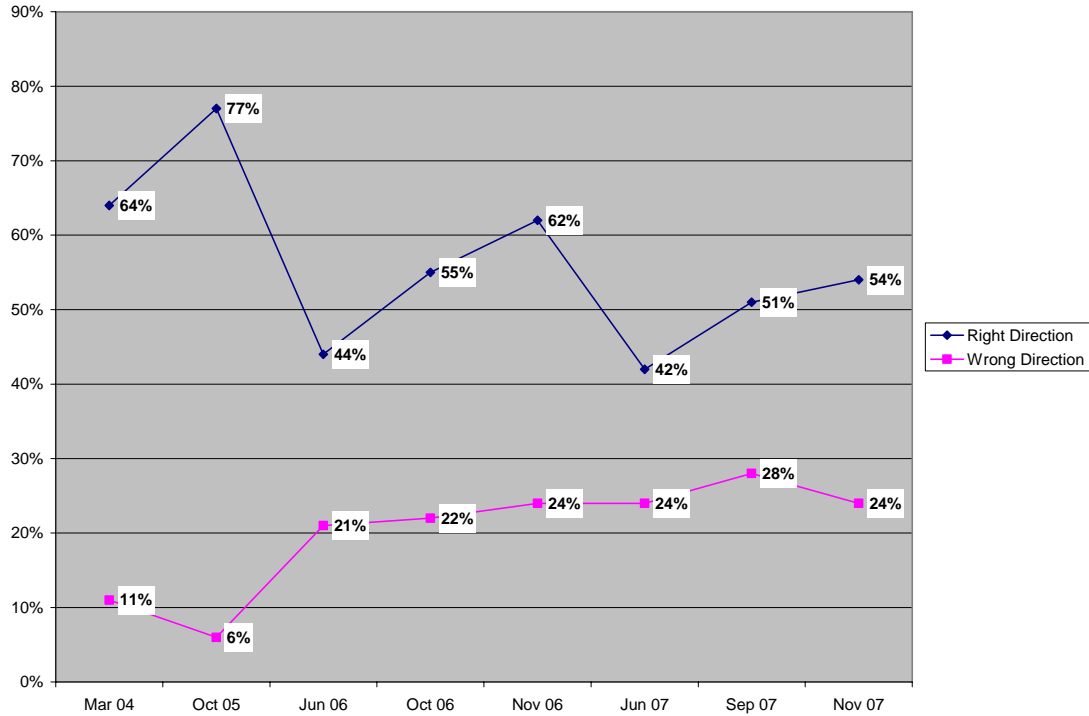
# AFGHANISTAN: PUBLIC OPINION TRENDS AND STRATEGIC IMPLICATIONS<sup>76</sup>

Charney Research

(Multiple Surveys Conducted from March 2004- November 2007, each with 800-2,400 Afghan respondents)

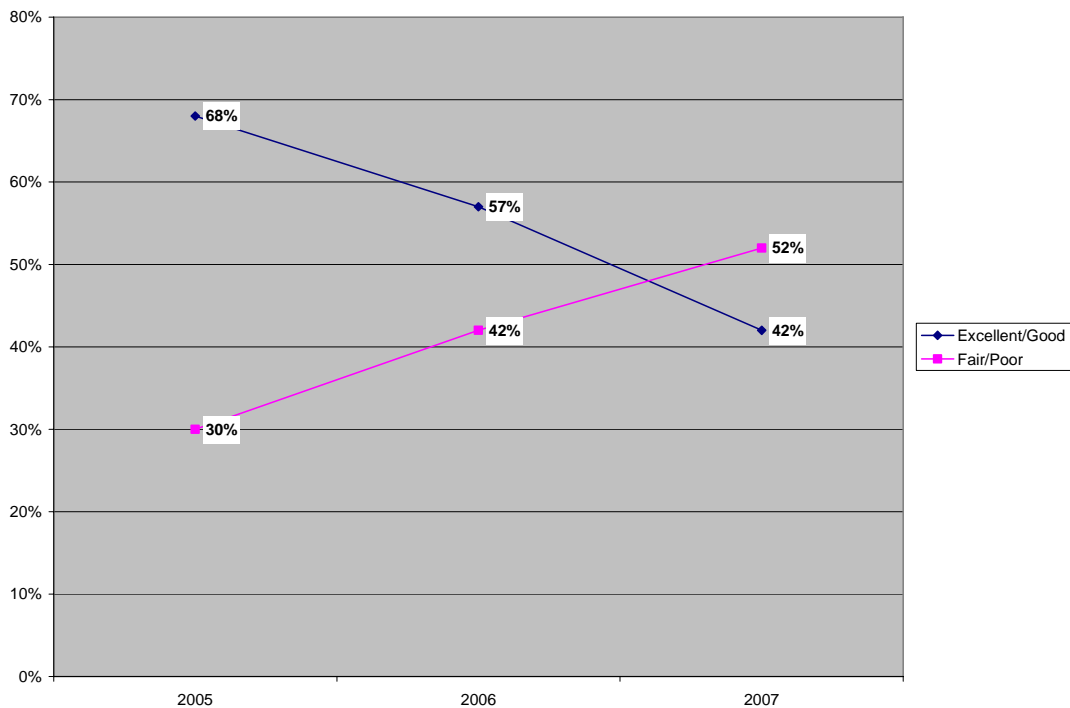
**FIGURE 5.19**

Opinion on the Direction of the Country



**FIGURE 5.20**

Question: How Would You Rate The Work Of The United States In Afghanistan?



**FIGURE 5.21**

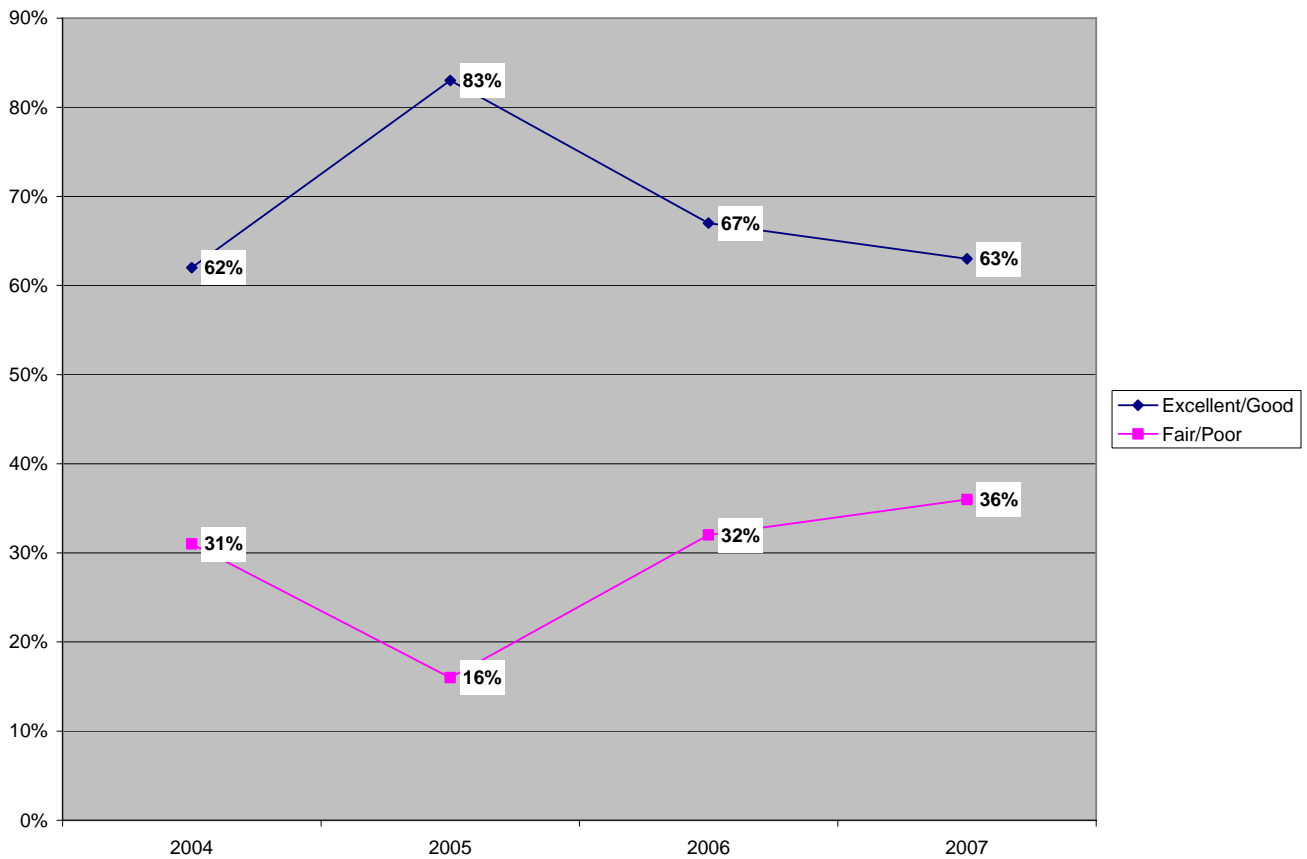
Question: Do You Think The Following Things Can Be Justified Or Not?

TACTICS	JUSTIFIED (%)	UNJUSTIFIED (%)
Attacks against government officials	2	94
Attacks against the police	6	91
Attacks against teachers or schools*	4	95
Attacks against civilians*	5	94
Suicide bombings	8	89
Attacks against US military forces	17	75

\*2006 data. All other data reflects 2007 survey.

**FIGURE 5.22**

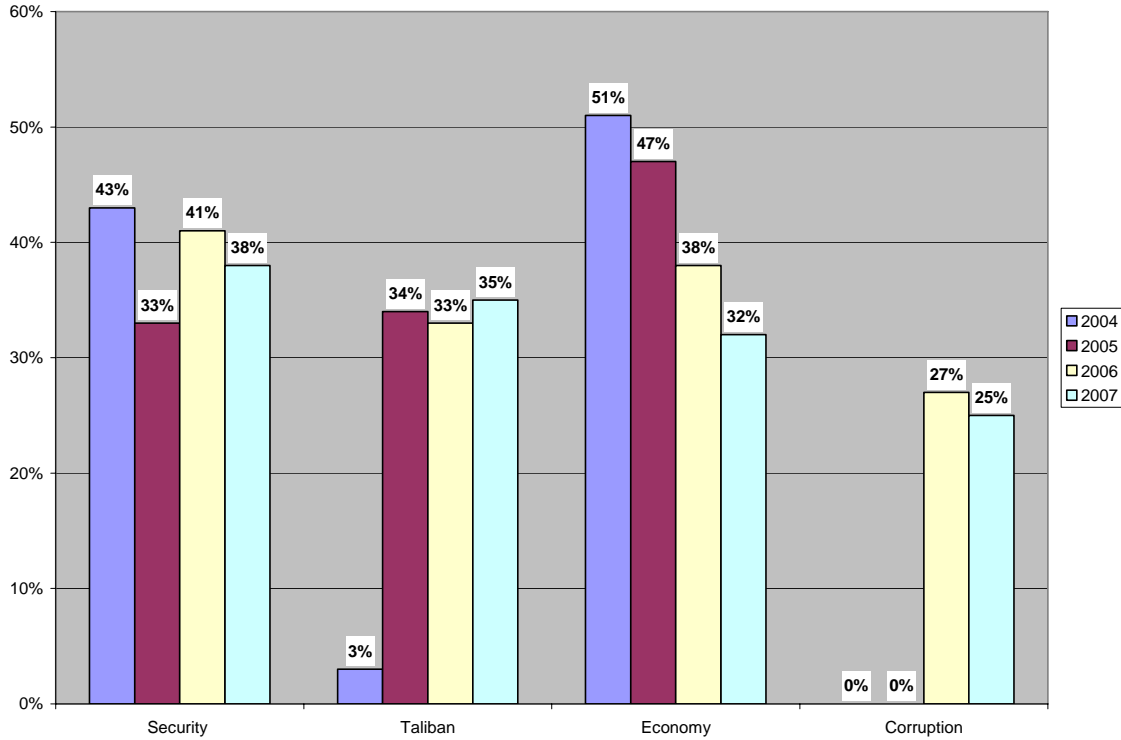
Question: How Would You Rate The Work Of Hamid Karzai As President Of Afghanistan?



Survey Released: November 2007

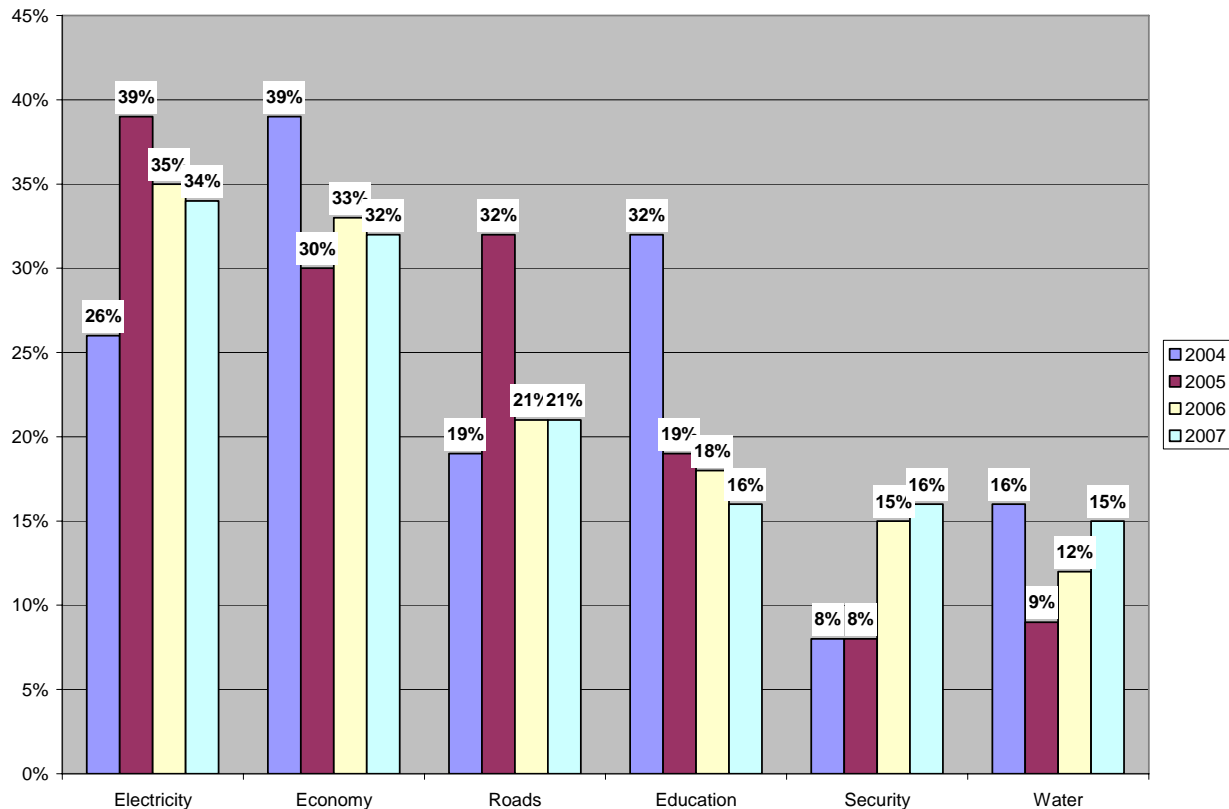
**FIGURE 5.23**

Question: In Your View, What Is The Biggest Problem Facing Afghanistan As A Whole? What Is The Next Biggest Problem? (Problems Mentioned By 15% Or More In 2007)



**FIGURE 5.24**

Question: What Is The Biggest Problem In Your Local Area? What Is The Next Biggest Problem? (Problems Mentioned By 15% or More In 2007)



- <sup>1</sup> David Wood, "Afghan Air War Grows in Intensity", *Baltimore Sun*, July 28, 2008. United Nations Assistance Mission to Afghanistan, "Humanitarian Factsheet", June 29, 2008. Accessed at: [http://www.unama-afg.org/docs/\\_UN-Docs/\\_fact-sheets/2008/08June29-Humanitarian-fact-sheet-English.pdf](http://www.unama-afg.org/docs/_UN-Docs/_fact-sheets/2008/08June29-Humanitarian-fact-sheet-English.pdf) United Nations Assistance Mission to Afghanistan, "Armed conflict and Civilian Casualties, Trends and Developments 01 January-31 August, 2008" Accessed at: [http://www.reliefweb.int/rw/RWFiles2008.nsf/FilesByRWDocUnidFilename/EGUA-7JJMA8-full\\_report.pdf/\\$File/full\\_report.pdf](http://www.reliefweb.int/rw/RWFiles2008.nsf/FilesByRWDocUnidFilename/EGUA-7JJMA8-full_report.pdf/$File/full_report.pdf) UN Assistance Mission to Afghanistan, "Protection of Civilians", January 5, 2009. UN Office of the Coordination of Humanitarian Affairs (OCHA), "Monthly Humanitarian Update for Afghanistan", January 2009 (and subsequent monthly reports)
- <sup>2</sup> UN Assistance Mission to Afghanistan, "Protection of Civilians", January 5, 2009. UN Office of the Coordination of Humanitarian Affairs (OCHA), "Monthly Humanitarian Update for Afghanistan", January 2009 (and subsequent monthly reports)
- <sup>3</sup> Ibid.
- <sup>4</sup> U.S. Department of Defense Operation Iraqi Freedom and Operation Enduring Freedom Casualty page. Accessed at: <http://www.defenselink.mil/news/casualty.pdf> Historical data accessed at: <http://siadapp.dmdc.osd.mil/personnel/CASUALTY/castop.htm> Icasualties.org Operation Enduring Freedom Casualty Count website. Accessed at: <http://icasualties.org/oef/byNationality.aspx?hndQry=US>
- <sup>5</sup> Icasualties.org Operation Enduring Freedom Casualty Count website. Accessed at: <http://icasualties.org/oef/byNationality.aspx?hndQry=US>
- <sup>6</sup> Military Casualty Information, Statistical Information and Analysis Division, *Department of Defense*. Accessed at: <http://siadapp.dmdc.osd.mil/personnel/CASUALTY/OEFDATHS.pdf>
- <sup>7</sup> U.S. Department of Defense Operation Iraqi Freedom and Operation Enduring Freedom Casualty page. Accessed at: <http://www.defenselink.mil/news/casualty.pdf> Historical data accessed at: <http://siadapp.dmdc.osd.mil/personnel/CASUALTY/castop.htm>
- <sup>8</sup> Country specific data for the United Kingdom on icasualties.org website. Accessed at: <http://icasualties.org/oef/byNationality.aspx?hndQry=UK>
- <sup>9</sup> Country specific data for the Canadian military on icasualties.org website. Accessed at: <http://icasualties.org/oef/byNationality.aspx?hndQry=Canada>
- <sup>10</sup> Icasualties.org Operation Enduring Freedom Casualty Count website. Accessed at: <http://icasualties.org/OEF/Default.aspx>
- <sup>11</sup> Icasualties.org Operation Enduring Freedom Casualty Count website. Accessed at: <http://icasualties.org/oef/byNationality.aspx?hndQry=US>
- <sup>12</sup> Strategic Advisory Group Headquarters ISAF, "Metrics Brief February 2009", unclassified briefing slides (and subsequent updates)
- <sup>13</sup> Michael R. Gordon and Thom Shanker, "Plan Would Shift Forces From Iraq to Afghanistan", *New York Times*, September 5, 2008. Fisnik Abrashi, "NATO: 3,000 US troops deploy near Afghanistan", *Associated Press*, January 27, 2009.
- <sup>14</sup> "ISAF Troops Placemat", NATO-ISAF website. Accessed at: [http://www.nato.int/ISAF/docu/epub/pdf/isaf\\_placemat.pdf](http://www.nato.int/ISAF/docu/epub/pdf/isaf_placemat.pdf)
- <sup>15</sup> Ibid.
- <sup>16</sup> U.S. Department of Defense, "Report on Progress toward Security and Stability in Afghanistan", Report to Congress in Accordance with the 2008 National Defense Authorization Act, June 2008, p. 22. Accessed at: [http://www.defenselink.mil/pubs/Report\\_on\\_Progress\\_toward\\_Security\\_and\\_Stability\\_in\\_Afghanistan\\_1230.pdf](http://www.defenselink.mil/pubs/Report_on_Progress_toward_Security_and_Stability_in_Afghanistan_1230.pdf) GAO-08-661, "Afghanistan Security: Further Congressional Action May Be Needed to Ensure Completion of a Detailed Plan to Develop and Sustain Capable Afghan National Security Forces", *Government Accountability Office*, June 2008, p. 33. Accessed at: <http://www.gao.gov/new.items/d08661.pdf> Major General Robert Cone, Press Conference from Afghanistan, November 12, 2008. Accessed at: <http://www.defenselink.mil/transcripts/transcript.aspx?transcriptid=4314> "ISAF Troops Placemat", NATO-ISAF website. Accessed at: [http://www.nato.int/ISAF/docu/epub/pdf/isaf\\_placemat.pdf](http://www.nato.int/ISAF/docu/epub/pdf/isaf_placemat.pdf)
- <sup>17</sup> Ann Scott Tyson, "More Recruits, U.S. Arms Planned for Afghan Military", *Washington Post*, December 5, 2007. U.S. Department of Defense, "Report on Progress toward Security and Stability in Afghanistan", Report to Congress in Accordance with the 2008 National Defense Authorization Act, January 2009, p. 35 (and subsequent reports). Accessed at: [http://www.defenselink.mil/pubs/OCTOBER\\_1230\\_FINAL.pdf](http://www.defenselink.mil/pubs/OCTOBER_1230_FINAL.pdf) "ISAF Troops Placemat", NATO-ISAF website. Accessed at: [http://www.nato.int/ISAF/docu/epub/pdf/isaf\\_placemat.pdf](http://www.nato.int/ISAF/docu/epub/pdf/isaf_placemat.pdf)
- <sup>18</sup> U.S. Department of Defense, "Report on Progress toward Security and Stability in Afghanistan", Report to Congress in Accordance with the 2008 National Defense Authorization Act, June 2008, p. 18 (and subsequent reports). Accessed at: [http://www.defenselink.mil/pubs/Report\\_on\\_Progress\\_toward\\_Security\\_and\\_Stability\\_in\\_Afghanistan\\_1230.pdf](http://www.defenselink.mil/pubs/Report_on_Progress_toward_Security_and_Stability_in_Afghanistan_1230.pdf)
- <sup>19</sup> U.S. Department of Defense, "Report on Progress toward Security and Stability in Afghanistan", Report to Congress in Accordance with the 2008 National Defense Authorization Act, January 2009, p. 42. Accessed at: [http://www.defenselink.mil/pubs/OCTOBER\\_1230\\_FINAL.pdf](http://www.defenselink.mil/pubs/OCTOBER_1230_FINAL.pdf)
- <sup>20</sup> GAO-08-661, "Afghanistan Security: Further Congressional Action May Be Needed to Ensure Completion of a Detailed Plan to Develop and Sustain Capable Afghan National Security Forces", *Government Accountability Office*, June 2008, p. 33. Accessed at: <http://www.gao.gov/new.items/d08661.pdf>
- <sup>21</sup> U.S. Department of Defense, "Report on Progress toward Security and Stability in Afghanistan", Report to Congress in Accordance with the 2008 National Defense Authorization Act, January 2009, p. 49. Accessed at: [http://www.defenselink.mil/pubs/OCTOBER\\_1230\\_FINAL.pdf](http://www.defenselink.mil/pubs/OCTOBER_1230_FINAL.pdf)
- <sup>22</sup> U.S. Department of Defense, "Report on Progress toward Security and Stability in Afghanistan", Report to Congress in Accordance with the 2008 National Defense Authorization Act, June 2008, p. 27 (and subsequent reports). Accessed at: [http://www.defenselink.mil/pubs/Report\\_on\\_Progress\\_toward\\_Security\\_and\\_Stability\\_in\\_Afghanistan\\_1230.pdf](http://www.defenselink.mil/pubs/Report_on_Progress_toward_Security_and_Stability_in_Afghanistan_1230.pdf)
- <sup>23</sup> U.S. Department of Defense, "Report on Progress toward Security and Stability in Afghanistan", Report to Congress in Accordance with the 2008 National Defense Authorization Act, June 2008, p. 18. Accessed at: [http://www.defenselink.mil/pubs/Report\\_on\\_Progress\\_toward\\_Security\\_and\\_Stability\\_in\\_Afghanistan\\_1230.pdf](http://www.defenselink.mil/pubs/Report_on_Progress_toward_Security_and_Stability_in_Afghanistan_1230.pdf)
- <sup>24</sup> Michael Gisick, "Afghan Police Depend Heavily on U.S. Support", *Stars and Stripes*, August 10, 2008.
- <sup>25</sup> NATO-ISAF website, "Operational Mentor and Liaison Team (OMLT) Programme", September 2007. Accessed at: <http://www.nato.int/issues/afghanistan/factsheets/omlt.html>
- <sup>26</sup> European Union Police Mission in Afghanistan, "Police Strength Fact Sheet", July 21, 2008. Accessed at: <http://www.consilium.europa.eu/uedocs/cmsUpload/POLICE.pdf> European Union Police Mission in Afghanistan, "EU Police Mission for Afghanistan, Mission Fact Sheet", June 2008. Accessed at: [http://www.consilium.europa.eu/uedocs/cmsUpload/0806-FACTSHEET\\_EUPOL\\_Afg-version10\\_EN.compressed.pdf](http://www.consilium.europa.eu/uedocs/cmsUpload/0806-FACTSHEET_EUPOL_Afg-version10_EN.compressed.pdf)
- <sup>27</sup> GAO-08-661, "Afghanistan Security: Further Congressional Action May Be Needed to Ensure Completion of a Detailed Plan to Develop and Sustain Capable Afghan National Security Forces", *Government Accountability Office*, June 2008, p. 11. Accessed at: <http://www.gao.gov/new.items/d08661.pdf>
- <sup>28</sup> Special Inspector General for Afghanistan Reconstruction, "Quarterly Report to the United States Congress", January 30, 2009, p. 35. Accessed at: [http://www.sigar.mil/reports/quarterlyreports/Jan09/pdf/Report\\_-\\_January\\_2009.pdf](http://www.sigar.mil/reports/quarterlyreports/Jan09/pdf/Report_-_January_2009.pdf)
- <sup>29</sup> Strategic Advisory Group Headquarters ISAF, "Security Metrics: March 2009", prepared April 16, 2009
- <sup>30</sup> Tom Vanden Brook, "Afghan Roadside Bombs At Record", *USA Today*, January 26, 2009
- <sup>31</sup> Attack figures compiled and provided by Sami Kovanen, Tundra Group, <http://www.tundra-security.com/>
- <sup>32</sup> U.S. Department of Defense, "Report on Progress toward Security and Stability in Afghanistan", Report to Congress in Accordance with the 2008 National Defense Authorization Act, June 2009, p. 62. Accessed at: [http://www.defenselink.mil/pubs/Report\\_on\\_Progress\\_toward\\_Security\\_and\\_Stability\\_in\\_Afghanistan\\_1230.pdf](http://www.defenselink.mil/pubs/Report_on_Progress_toward_Security_and_Stability_in_Afghanistan_1230.pdf) Robert M. Perito, "The U.S. Experience with Provincial Reconstruction Teams in Afghanistan", *Special Report: United States Institute of Peace*, October 2005, p. 15. Accessed at: <http://www.usip.org/pubs/specialreports/sr152.pdf>
- <sup>33</sup> NATO-ISAF website, "Provincial Reconstruction Teams" Topic Page. Accessed at: [http://www.nato.int/isaf/topics/recon\\_dev/prts.html](http://www.nato.int/isaf/topics/recon_dev/prts.html)
- <sup>34</sup> Center for Policy and Human Development, "Afghanistan Human Development Report 2007", pp. 129-130. Accessed at: [http://www.cphd.af/nhdr/nhdr07/download/pdfs/eng/nhdr07\\_complete.pdf](http://www.cphd.af/nhdr/nhdr07/download/pdfs/eng/nhdr07_complete.pdf) United Nations High Commission on Refugees, "10,000 Returnees in First Month of Repatriation from Pakistan", *UNHCR Kabul Briefing Note*, March 31, 2008. Accessed at: <http://www.unhcr.org/cgi-bin/texis/vtx/afghan?page=kabul&id=47f0e7662>
- <sup>35</sup> UN Assistance Mission for Afghanistan, "International Conference in Support of Afghanistan, Paris 2008 Fact Sheet". Accessed at: <http://www.unama-afg.org/news/londonConf/factsheet/paris-con-factsheet.pdf> United Nations High Commission on Refugees, "UNHCR helps more than 250,000 Afghans return home since January", *UNHCR Kabul Briefing Note*, October 7, 2008. Accessed at: <http://www.unhcr.org/news/NEWS/48eb80d02.html>
- <sup>36</sup> United Nations High Commission on Refugees, "First Internally Displaced Persons (IDPs) Convoy leaves Heart for Badghis", *UNHCR Kabul Press Information*, May 5, 2008. Accessed at: <http://www.unhcr.org/cgi-bin/texis/vtx/afghan?page=kabul&id=481f2a6d2>



- <sup>37</sup> CIA World Factbook, "Afghanistan Country Page", last updated July 24, 2008. Accessed at: <https://www.cia.gov/library/publications/the-world-factbook/geos/af.html>
- <sup>38</sup> PBS, "A Woman Among Warlords: Afghanistan's National Assembly" Accessed at: <http://www.pbs.org/wnet/wideangle/episodes/a-woman-among-warlords/afghanistans-national-assembly/67/> Afghanistan Research and Evaluation Unit, "The A to Z Guide to Afghan Assistance", Sixth Edition, February 2008, pp. 56-61. Accessed at: [http://www.areu.org.af/index.php?option=com\\_frontpage&Itemid=25](http://www.areu.org.af/index.php?option=com_frontpage&Itemid=25)
- <sup>39</sup> Center for Policy and Human Development, "Afghanistan Human Development Report 2007", p. 74. Accessed at: [http://www.cphd.af/nhdr/nhdr07/download/pdfs/eng/nhdr07\\_complete.pdf](http://www.cphd.af/nhdr/nhdr07/download/pdfs/eng/nhdr07_complete.pdf)
- <sup>40</sup> Center for Policy and Human Development, "Afghanistan Human Development Report 2007", p. 70-71. Accessed at: [http://www.cphd.af/nhdr/nhdr07/download/pdfs/eng/nhdr07\\_complete.pdf](http://www.cphd.af/nhdr/nhdr07/download/pdfs/eng/nhdr07_complete.pdf)
- <sup>41</sup> Ibid.
- <sup>42</sup> United Nations Office on Drugs and Crime, "2008 World Drug Report", p. 38. Accessed at: [http://www.unodc.org/documents/wdr/WDR\\_2008/WDR\\_2008\\_eng\\_web.pdf](http://www.unodc.org/documents/wdr/WDR_2008/WDR_2008_eng_web.pdf) United Nations Office on Drugs and Crime, "Afghanistan Opium Survey 2008", November 2008, p. 5. Accessed at: [http://www.unodc.org/documents/crop-monitoring/Afghanistan Opium Survey 2008.pdf](http://www.unodc.org/documents/crop-monitoring/Afghanistan%20Opium%20Survey%202008.pdf)
- <sup>43</sup> Ibid.
- <sup>44</sup> United Nations Office on Drugs and Crime, "Opium Winter Rapid Assessment Survey", February 2008, p. 3. Accessed at: <http://www.unodc.org/documents/crop-monitoring/Afghan-winter-survey-Feb08-short.pdf> United Nations Office on Drugs and Crime, "Afghanistan Opium Survey 2008 Executive Summary", August 2008, p. 7. Accessed at: [http://www.unodc.org/documents/publications/Afghanistan Opium Survey 2008.pdf](http://www.unodc.org/documents/publications/Afghanistan%20Opium%20Survey%202008.pdf)
- <sup>45</sup> UN Office on Drugs and Crime, "Afghanistan Opium Winter Rapid Assessment Survey", February 2008, p. 9. Accessed at: <http://www.unodc.org/documents/crop-monitoring/Afghan-winter-survey-Feb08-short.pdf> Jon Boone, "Wheat versus poppy on Helmand front line", *Financial Times*, August 18, 2008. UN Office on Drugs and Crime, "Afghanistan Opium Winter Assessment", January 2009. Accessed at: [http://www.unodc.org/documents/crop-monitoring/ORA\\_report\\_2009.pdf](http://www.unodc.org/documents/crop-monitoring/ORA_report_2009.pdf)
- <sup>46</sup> Press Freedom Index 2007, compiled by "Reporters Without Borders" and released October 16, 2007. Accessible at: [http://www.rsf.org/article.php3?id\\_article=24025](http://www.rsf.org/article.php3?id_article=24025)
- <sup>47</sup> Transparency International Annual CPI reports accessed at: [http://www.transparency.org/policy\\_research/surveys\\_indices/cpi](http://www.transparency.org/policy_research/surveys_indices/cpi)
- <sup>48</sup> Susan E. Rice and Stewart Patrick, "Index of State Weakness in the Developing World", *The Brookings Institution*, 2008, p. 10.
- <sup>49</sup> Mohammad Ishaque Sarwari, "Development Outlook 2008: Islamic Republic of Afghanistan", *Asian Development Bank*. Accessed at: <http://www.adb.org/Documents/Books/ADO/2008/AFG.pdf>
- <sup>50</sup> Special Inspector General for Afghanistan Reconstruction, "Quarterly Report to the United States Congress", July 30, 2009, p. 341. Accessed at: <http://www.sigar.mil/reports/quarterlyreports/Default.aspx>
- <sup>51</sup> Mohammad Ishaque Sarwari, "Development Outlook 2008: Islamic Republic of Afghanistan", *Asian Development Bank*. Accessed at: <http://www.adb.org/Documents/Books/ADO/2008/AFG.pdf>
- <sup>52</sup> U.S. Department of Defense, "Report on Progress toward Security and Stability in Afghanistan", Report to Congress in Accordance with the 2008 National Defense Authorization Act, January 2009, p. 67. Accessed at: [http://www.defenselink.mil/pubs/OCTOBER\\_1230\\_FINAL.pdf](http://www.defenselink.mil/pubs/OCTOBER_1230_FINAL.pdf)
- <sup>53</sup> Ibid, p. 68
- <sup>54</sup> Islamic Republic of Afghanistan Government Report, "Afghanistan National Development Strategy, 2008-2013", p. 31. Accessed at: [http://www.ands.gov.af/ands/final\\_ands/src/final/Afghanistan%20National%20Development%20Strategy\\_eng.pdf](http://www.ands.gov.af/ands/final_ands/src/final/Afghanistan%20National%20Development%20Strategy_eng.pdf) Special Inspector General for Afghanistan Reconstruction, "Quarterly Report to the United States Congress", July 30, 2009, p. 341. Accessed at: <http://www.sigar.mil/reports/quarterlyreports/Default.aspx>
- <sup>55</sup> Islamic Republic of Afghanistan Government Report, "Afghanistan National Development Strategy, 2008-2013", p. 78. Accessed at: [http://www.ands.gov.af/ands/final\\_ands/src/final/Afghanistan%20National%20Development%20Strategy\\_eng.pdf](http://www.ands.gov.af/ands/final_ands/src/final/Afghanistan%20National%20Development%20Strategy_eng.pdf)
- <sup>56</sup> Islamic Republic of Afghanistan Government Report, "Afghanistan National Development Strategy, 2008-2013", p. 97. Accessed at: [http://www.ands.gov.af/ands/final\\_ands/src/final/Afghanistan%20National%20Development%20Strategy\\_eng.pdf](http://www.ands.gov.af/ands/final_ands/src/final/Afghanistan%20National%20Development%20Strategy_eng.pdf) U.S. Department of Defense, "Report on Progress toward Security and Stability in Afghanistan", Report to Congress in Accordance with the 2008 National Defense Authorization Act, January 2009, p. 13. Accessed at: [http://www.defenselink.mil/pubs/OCTOBER\\_1230\\_FINAL.pdf](http://www.defenselink.mil/pubs/OCTOBER_1230_FINAL.pdf) U.S. Department of Defense, "Report on Progress toward Security and Stability in Afghanistan", Report to Congress in Accordance with the 2008 National Defense Authorization Act, June 2009, p. 51. Accessed at: [http://www.defenselink.mil/pubs/pdfs/1230\\_June-2009Final.pdf](http://www.defenselink.mil/pubs/pdfs/1230_June-2009Final.pdf)
- <sup>57</sup> United Nations Assistance Mission to Afghanistan, "Humanitarian Factsheet", June 29, 2008. Accessed at: [http://www.unama-afg.org/docs/\\_UN-Docs/\\_fact-sheets/2008/08June29-Humanitarian-fact-sheet-English.pdf](http://www.unama-afg.org/docs/_UN-Docs/_fact-sheets/2008/08June29-Humanitarian-fact-sheet-English.pdf)
- <sup>58</sup> Islamic Republic of Afghanistan Government Report, "Afghanistan National Development Strategy, 2008-2013", pp. 114-116. Accessed at: [http://www.ands.gov.af/ands/final\\_ands/src/final/Afghanistan%20National%20Development%20Strategy\\_eng.pdf](http://www.ands.gov.af/ands/final_ands/src/final/Afghanistan%20National%20Development%20Strategy_eng.pdf) Susan Wardak and Michael Hirth, "Defining the GAPS: The Case of Afghanistan", *Islamic Republic of Afghanistan Ministry of Education*, April 2009. Accessed at: [http://www.afghan-web.com/education/case\\_afg\\_education.pdf](http://www.afghan-web.com/education/case_afg_education.pdf) Strategic Advisory Group Headquarters ISAF, "Metrics Brief March 2009", unclassified briefing slides
- <sup>59</sup> Islamic Republic of Afghanistan Government Report, "Afghanistan National Development Strategy, 2008-2013", p. 27. Accessed at: [http://www.ands.gov.af/ands/final\\_ands/src/final/Afghanistan%20National%20Development%20Strategy\\_eng.pdf](http://www.ands.gov.af/ands/final_ands/src/final/Afghanistan%20National%20Development%20Strategy_eng.pdf)
- <sup>60</sup> Matt Waldman, "Falling Short: Aid Effectiveness in Afghanistan", *Oxfam International*, March 2008, p. 25. Accessed at: [http://www.acbar.org/ACBAR%20Publications/ACBAR%20Aid%20Effectiveness%20\(25%20Mar%202008\).pdf](http://www.acbar.org/ACBAR%20Publications/ACBAR%20Aid%20Effectiveness%20(25%20Mar%202008).pdf)
- <sup>61</sup> Asian Development Bank, "Key Indicators 2007", p. 162-163. Accessed at: [http://www.adb.org/Documents/Books/Key\\_Indicators/2007/pdf/Key-Indicators-2007.pdf](http://www.adb.org/Documents/Books/Key_Indicators/2007/pdf/Key-Indicators-2007.pdf)
- <sup>62</sup> Microfinance Investment Support Facility for Afghanistan, "Microfinance Sector Update", May 2008. Accessed at: [http://www.misfa.org.af/uploads/files/MF%20Sector%20update%20March%202008\\_1.pdf](http://www.misfa.org.af/uploads/files/MF%20Sector%20update%20March%202008_1.pdf)
- <sup>63</sup> Islamic Republic of Afghanistan, Ministry of Public Health, "A Basic Package of Health Services for Afghanistan, 2005/1384", November 2005, p. vii. Accessed at: [http://www.msh.org/afghanistan/pdf/Afghanistan\\_BPHS\\_2005\\_1384.pdf](http://www.msh.org/afghanistan/pdf/Afghanistan_BPHS_2005_1384.pdf) Islamic Republic of Afghanistan Government Report, "Afghanistan National Development Strategy, 2008-2013", p. 108. Accessed at: [http://www.ands.gov.af/ands/final\\_ands/src/final/Afghanistan%20National%20Development%20Strategy\\_eng.pdf](http://www.ands.gov.af/ands/final_ands/src/final/Afghanistan%20National%20Development%20Strategy_eng.pdf)
- <sup>64</sup> Islamic Republic of Afghanistan Government Report, "Afghanistan National Development Strategy, 2008-2013", p. 124. Accessed at: [http://www.ands.gov.af/ands/final\\_ands/src/final/Afghanistan%20National%20Development%20Strategy\\_eng.pdf](http://www.ands.gov.af/ands/final_ands/src/final/Afghanistan%20National%20Development%20Strategy_eng.pdf) World Health Organization, "Afghanistan Mortality Country Fact Sheet 2006". Accessed at: [http://www.who.int/whosis/mort/profiles/mort\\_emro\\_afg\\_afghanistan.pdf](http://www.who.int/whosis/mort/profiles/mort_emro_afg_afghanistan.pdf)
- <sup>65</sup> Islamic Republic of Afghanistan Government Report, "Afghanistan National Development Strategy, 2008-2013", p. 109. Accessed at: [http://www.ands.gov.af/ands/final\\_ands/src/final/Afghanistan%20National%20Development%20Strategy\\_eng.pdf](http://www.ands.gov.af/ands/final_ands/src/final/Afghanistan%20National%20Development%20Strategy_eng.pdf)
- <sup>66</sup> Islamic Republic of Afghanistan Government Report, "Afghanistan National Development Strategy, 2008-2013", p. 108. Accessed at: [http://www.ands.gov.af/ands/final\\_ands/src/final/Afghanistan%20National%20Development%20Strategy\\_eng.pdf](http://www.ands.gov.af/ands/final_ands/src/final/Afghanistan%20National%20Development%20Strategy_eng.pdf)
- <sup>67</sup> GAO-08-622, "Combating Terrorism: The United States Lacks Comprehensive Plan to Destroy the Terrorist Threat and Close Safe Haven in Pakistan's Federally Administered Tribal Areas", April 2008, p. 12. Accessed at: <http://www.gao.gov/new.items/d08622.pdf> Daniel Markey, "Securing Pakistan's Tribal Belt", *Council on Foreign Relations* web report no. 36, July 2008, p. 3. Accessed at: [http://www.cfr.org/content/publications/attachments/Pakistan\\_CSR36.pdf](http://www.cfr.org/content/publications/attachments/Pakistan_CSR36.pdf)
- <sup>68</sup> CIA World Factbook, "Pakistan Country Page", last updated July 24, 2008. Accessed at: <https://www.cia.gov/library/publications/the-world-factbook/geos/pk.html>
- <sup>69</sup> GAO-08-622, "Combating Terrorism: The United States Lacks Comprehensive Plan to Destroy the Terrorist Threat and Close Safe Haven in Pakistan's Federally Administered Tribal Areas", April 2008, p. 12. Accessed at: <http://www.gao.gov/new.items/d08622.pdf>

- 
- <sup>70</sup> Daniel Markey, "Securing Pakistan's Tribal Belt", *Council on Foreign Relations* web report no. 36, July 2008, pp. 7-8. Accessed at: [http://www.cfr.org/content/publications/attachments/Pakistan\\_CSR36.pdf](http://www.cfr.org/content/publications/attachments/Pakistan_CSR36.pdf) Tony Capaccio, "Pakistan's Frontier Corps Will Get U.S. Body Armor", *Bloomberg News*, June 5, 2009
- <sup>71</sup> Kevin Maurer, "1-star: Special Forces in Iraq for Long Haul", *Army Times*, November 3, 2008. Yochi J. Drezen and Siobahn Gorman, "U.S. Special Forces Sent To Train Pakistanis", *Wall Street Journal*. May 16, 2009.
- <sup>72</sup> GAO-08-622, "Combating Terrorism: The United States Lacks Comprehensive Plan to Destroy the Terrorist Threat and Close Safe Haven in Pakistan's Federally Administered Tribal Areas", April 2008, p. 12. Accessed at: <http://www.gao.gov/new.items/d08622.pdf>
- <sup>73</sup> Terror Free Tomorrow/New America Foundation, Pakistani Public Opinion Poll, Released July 9, 2008. Accessed at: <http://www.terrorfreetomorrow.org/upimagesft/PakistanPollReportJune08.pdf>
- <sup>74</sup> ABC News/BBC/ARD Poll, "Afghanistan: Where Things Stand", released February 9, 2009. Accessed at: <http://abcnews.go.com/images/PollingUnit/1083a1Afghanistan2009.pdf>
- <sup>75</sup> Asia Foundation, "Afghanistan in 2007: A Survey of the Afghan People". Accessed at: <http://asiafoundation.org/publications/pdf/20> Asia Foundation, "Afghanistan in 2008: A Survey of the Afghan People". Accessed at: <http://asiafoundation.org/country/afghanistan/2008-poll.php>
- <sup>76</sup> Craig Charney, "Afghanistan: Public Opinion Trends and Strategic Implications", *Charney Research*, briefing given at the Center for National Policy, April 3, 2008. Accessed at: <http://www.cnponline.org/ht/a/GetDocumentAction/i/3258>