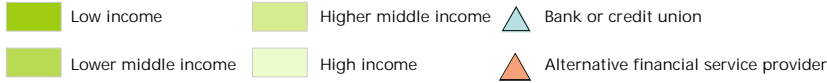


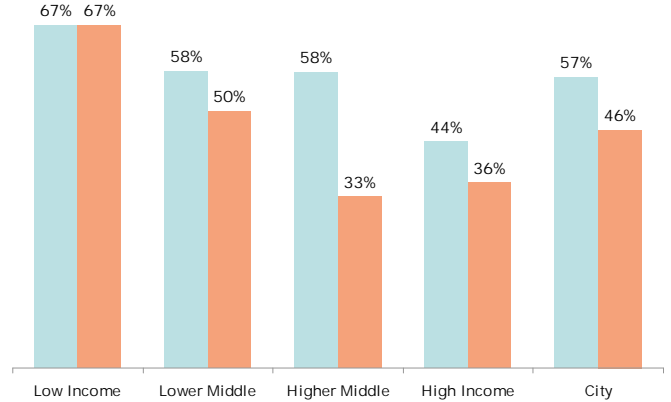
City Profile: Denver

Basic Financial Services Infrastructure (estimates)

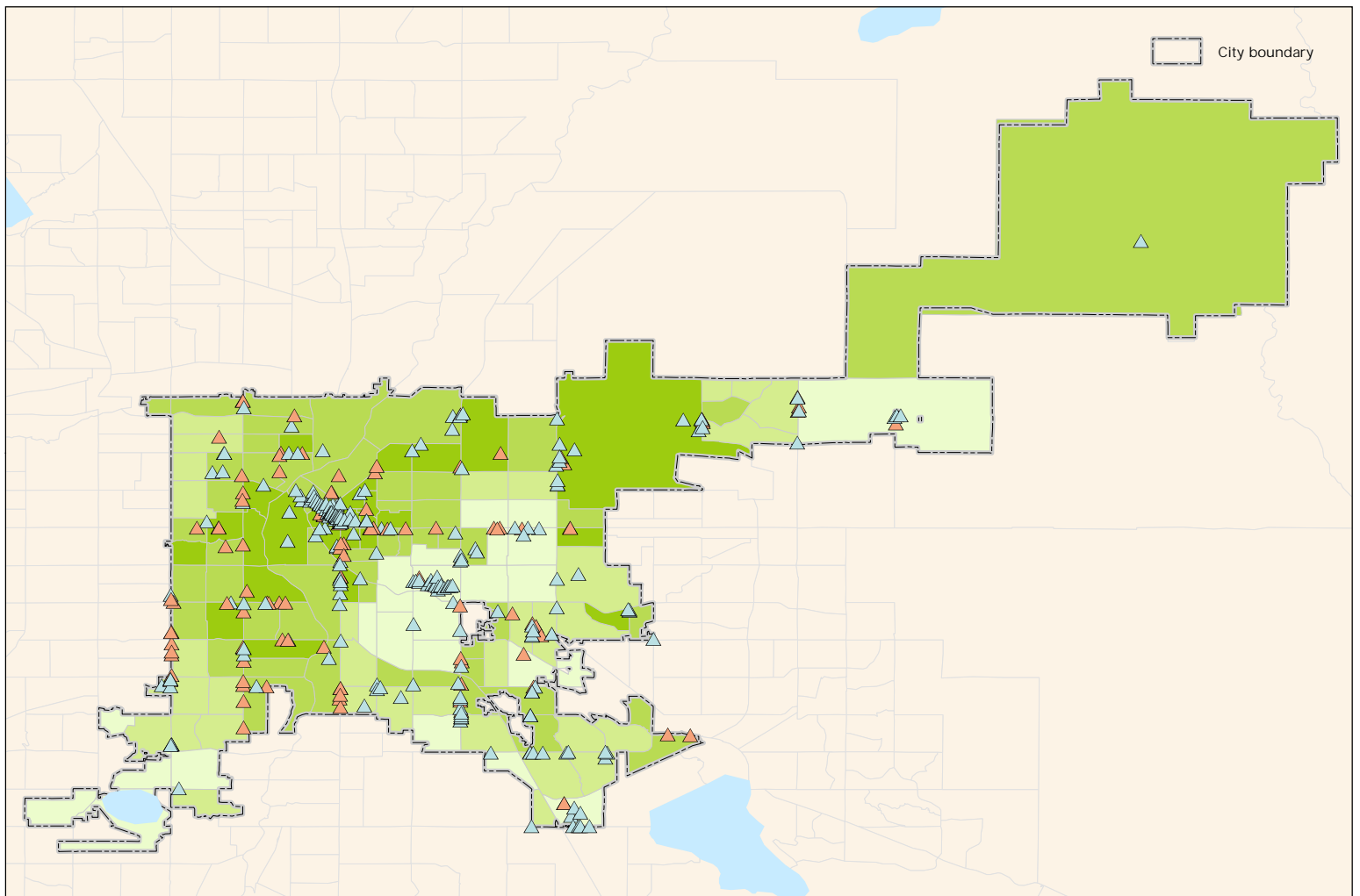
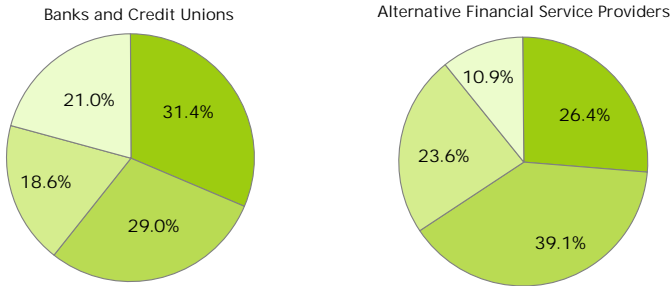
Number of non-bank check cashers	76	Number of payday lenders	79
Total value of checks cashed	\$175,256,543	Total value of payday loans	\$138,027,431
Total fees on checks cashed	\$4,381,414	Total fees on payday loans	\$22,429,457
Number of pawnshops	21	Number of banks and credit unions	210
Total value of pawn loans*	\$5,049,048	Major banks, by number of branches	US Bank, Wells Fargo, Bank of the West, KeyBank, Chase



Proportion of Neighborhoods Containing a Financial Services Branch, by Neighborhood Income



Distribution of Financial Services Branches, by Neighborhood Income



Brookings analysis of data from the Colorado Attorney General's Office, the Federal Deposit Insurance Corporation, infoUSA, and the U.S. Census Bureau. The estimates in these analyses were generated using the best available data, but should be treated as estimates nonetheless. *Because we lack reliable data on pawn loan fees, they are not included here. Alternative financial service providers include any non-bank institutions that offer check cashing, payday loans, and/or pawn loans. Neighborhood income represented by census tract. Income groups were determined using national neighborhood income quartiles where median neighborhood income is greater than \$0 (low income is \$37,146 or less; lower middle income is between \$37,147 and \$48,258; higher middle income is between \$48,259 and \$64,190; and high income is \$64,191 or greater). Census tracts that are not fully contained within city boundaries are included in this analysis only if more than half of tract population falls inside the city. Financial services data are current as of 2006; neighborhood income data are from 1999 and have been adjusted to 2006 dollars using the Bureau of Labor Statistics' CPI Research Series.