

Wisconsin Profile

Why State Grants Matter

State grant programs have the potential to make college possible for many students who could not otherwise afford to enroll. Grant policies vary widely across states in terms of their funding levels, whether they are based on financial or academic criteria or a combination of the two, and which students and institutions are eligible.

Wisconsin Residents

26%

of Wisconsin residents have a B.A. degree

82%

of Wisconsin students attend an in-state college

\$50,522

Median household income in Wisconsin (2010)

Colleges in Wisconsin – Grants, Funding and Tuition

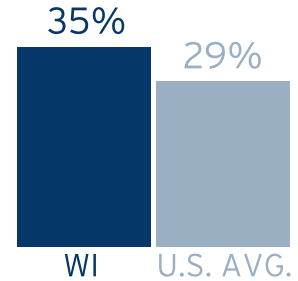
\$105,904,976

in student aid funds disbursed by

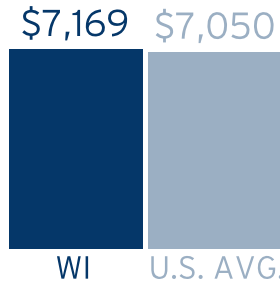
7

state grant programs.

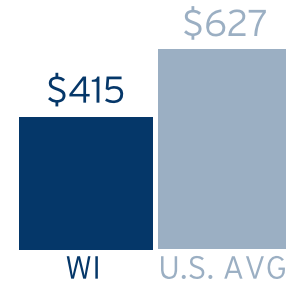
% funding of publics from state/local gov, 2008-2009



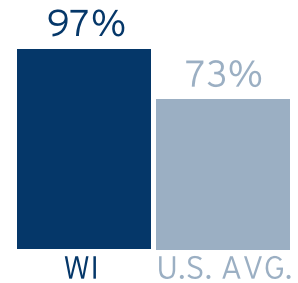
Tuition and fees, four-year public colleges, 2009-2010



Avg. state grant aid per student, 2009-2010



% grant aid based on need, 2009-2010



Largest Two Grant Programs in Wisconsin

(See Appendix B of the full report for a complete listing of grant programs)

Wisconsin Higher Education Grant - UW

<i>Funds disbursed:</i>	<i>Number of recipients:</i>	<i>% of dollars disbursed by sector:</i>	
\$54,977,370	25,423	PUBLIC	100%
<i>% of all state grants:</i>	<i>Avg. aid per recipient:</i>	PRIVATE	0%
52%	\$2,163	FOR-PROFIT	0%
<i>Eligibility criteria:</i>			
Financial			

Wisconsin Tuition Grant

<i>Funds disbursed:</i>	<i>Number of recipients:</i>	<i>% of dollars disbursed by sector:</i>	
\$25,909,981	10,300	PUBLIC	0%
<i>% of all state grants:</i>	<i>Avg. aid per recipient:</i>	PRIVATE	100%
24%	\$2,516	FOR-PROFIT	0%
<i>Eligibility criteria:</i>			
Financial			