

West Virginia Profile

Why State Grants Matter

State grant programs have the potential to make college possible for many students who could not otherwise afford to enroll. Grant policies vary widely across states in terms of their funding levels, whether they are based on financial or academic criteria or a combination of the two, and which students and institutions are eligible.

West Virginia Residents

17%

of West Virginia residents have a B.A. degree

85%

of West Virginia students attend an in-state college

\$42,839

Median household income in West Virginia (2010)

Colleges in West Virginia – Grants, Funding and Tuition

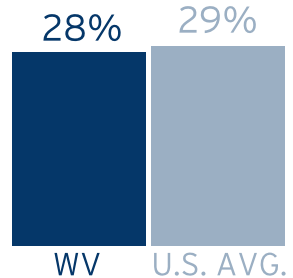
\$112,697,202

in student aid funds disbursed by

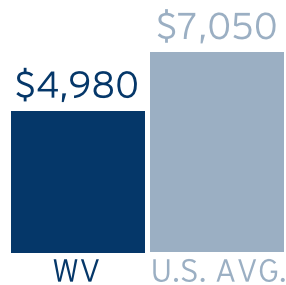
4

state grant programs.

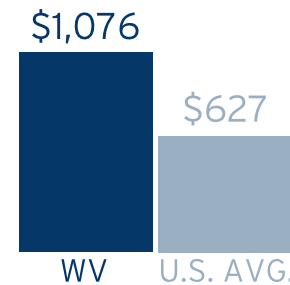
% funding of publics from state/local gov, 2008-2009



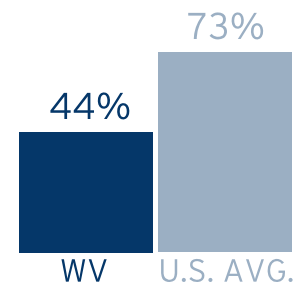
Tuition and fees, four-year public colleges, 2009-2010



Avg. state grant aid per student, 2009-2010



% grant aid based on need, 2009-2010



Largest Two Grant Programs in West Virginia

(See Appendix B of the full report for a complete listing of grant programs)

PROMISE Scholarship

| | | | |
|-------------------------------|--------------------------------|--|-----|
| <i>Funds disbursed:</i> | <i>Number of recipients:</i> | <i>% of dollars disbursed by sector:</i> | |
| \$45,599,720 | 9,224 | PUBLIC | 90% |
| <i>% of all state grants:</i> | <i>Avg. aid per recipient:</i> | PRIVATE | 10% |
| 40% | \$4,944 | FOR-PROFIT | 0% |
| <i>Eligibility criteria:</i> | | | |
| Academic | | | |

West Virginia Higher Education Grant Program

| | | | |
|-------------------------------|--------------------------------|--|-----|
| <i>Funds disbursed:</i> | <i>Number of recipients:</i> | <i>% of dollars disbursed by sector:</i> | |
| \$40,082,411 | 14,997 | PUBLIC | 84% |
| <i>% of all state grants:</i> | <i>Avg. aid per recipient:</i> | PRIVATE | 12% |
| 36% | \$2,673 | FOR-PROFIT | 5% |
| <i>Eligibility criteria:</i> | | | |
| Financial, Academic | | | |