

## Washington Profile

### Why State Grants Matter

State grant programs have the potential to make college possible for many students who could not otherwise afford to enroll. Grant policies vary widely across states in terms of their funding levels, whether they are based on financial or academic criteria or a combination of the two, and which students and institutions are eligible.

### Washington Residents

**30%**

of Washington residents have a B.A. degree

**78%**

of Washington students attend an in-state college

**\$56,253**

Median household income in Washington (2010)

### Colleges in Washington – Grants, Funding and Tuition

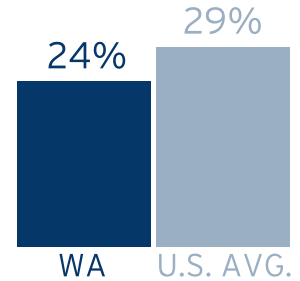
**\$239,042,499**

in student aid funds disbursed by

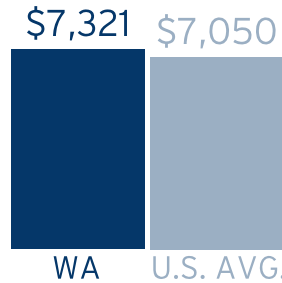
**7**

state grant programs.

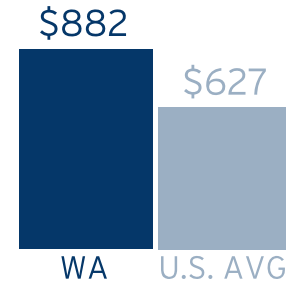
*% funding of publics from state/local gov, 2008-2009*



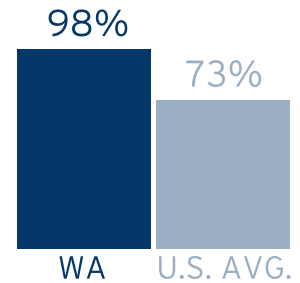
*Tuition and fees, four-year public colleges, 2009-2010*



*Avg. state grant aid per student, 2009-2010*



*% grant aid based on need, 2009-2010*



### Largest Two Grant Programs in Washington

(See Appendix B of the full report for a complete listing of grant programs)

#### Washington State Need Grant Program

<i>Funds disbursed:</i>	<i>Number of recipients:</i>	<i>% of dollars disbursed by sector:</i>	
\$211,054,963	70,376	PUBLIC	86%
<i>% of all state grants:</i>	<i>Avg. aid per recipient:</i>	PRIVATE	11%
88%	\$2,999	FOR-PROFIT	2%
<i>Eligibility criteria:</i>			
Financial			

#### Worker Retraining Program

<i>Funds disbursed:</i>	<i>Number of recipients:</i>	<i>% of dollars disbursed by sector:</i>	
\$10,569,991	8,691	PUBLIC	100%
<i>% of all state grants:</i>	<i>Avg. aid per recipient:</i>	PRIVATE	0%
4%	\$1,216	FOR-PROFIT	0%
<i>Eligibility criteria:</i>			
Financial			