

Texas Profile

Why State Grants Matter

State grant programs have the potential to make college possible for many students who could not otherwise afford to enroll. Grant policies vary widely across states in terms of their funding levels, whether they are based on financial or academic criteria or a combination of the two, and which students and institutions are eligible.

Texas Residents

25%

of Texas residents have a B.A. degree

87%

of Texas students attend an in-state college

\$47,464

Median household income in Texas (2010)

Colleges in Texas – Grants, Funding and Tuition

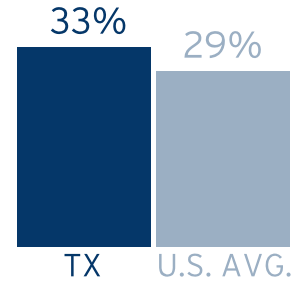
\$656,657,030

in student aid funds disbursed by

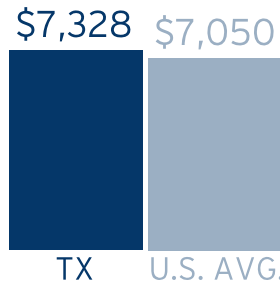
7

state grant programs.

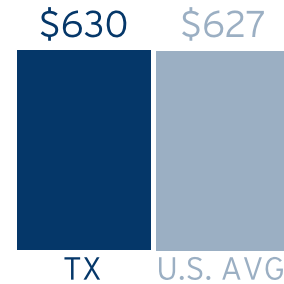
% funding of publics from state/local gov, 2008-2009



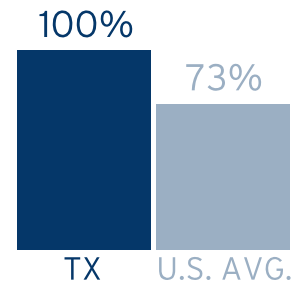
Tuition and fees, four-year public colleges, 2009-2010



Avg. state grant aid per student, 2009-2010



% grant aid based on need, 2009-2010



Largest Two Grant Programs in Texas

(See Appendix B of the full report for a complete listing of grant programs)

TEXAS Grant with S/LEAP

<i>Funds disbursed:</i>	<i>Number of recipients:</i>	<i>% of dollars disbursed by sector:</i>	
\$277,791,346	71,919	PUBLIC	100%
<i>% of all state grants:</i>	<i>Avg. aid per recipient:</i>	PRIVATE	0%
42%	\$3,863	FOR-PROFIT	0%
<i>Eligibility criteria:</i>			
Financial			

Texas Public Education Grant

<i>Funds disbursed:</i>	<i>Number of recipients:</i>	<i>% of dollars disbursed by sector:</i>	
\$137,417,372	107,717	PUBLIC	100%
<i>% of all state grants:</i>	<i>Avg. aid per recipient:</i>	PRIVATE	0%
21%	\$1,276	FOR-PROFIT	0%
<i>Eligibility criteria:</i>			
Financial			