

Tennessee Profile

Why State Grants Matter

State grant programs have the potential to make college possible for many students who could not otherwise afford to enroll. Grant policies vary widely across states in terms of their funding levels, whether they are based on financial or academic criteria or a combination of the two, and which students and institutions are eligible.

Tennessee Residents

22%

of Tennessee residents have a B.A. degree

83%

of Tennessee students attend an in-state college

\$38,686

Median household income in Tennessee (2010)

Colleges in Tennessee – Grants, Funding and Tuition

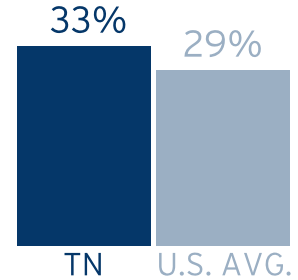
\$330,738,272

in student aid funds disbursed by

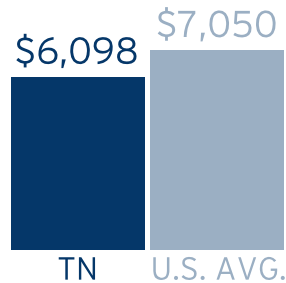
8

state grant programs.

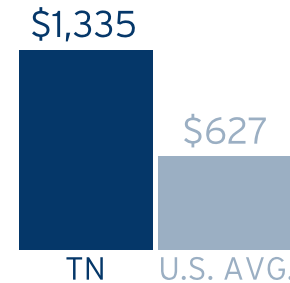
% funding of publics from state/local gov, 2008-2009



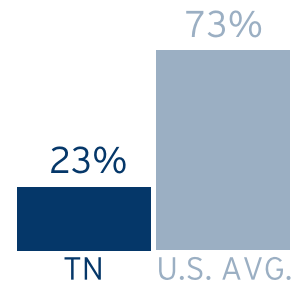
Tuition and fees, four-year public colleges, 2009-2010



Avg. state grant aid per student, 2009-2010



% grant aid based on need, 2009-2010



Largest Two Grant Programs in Tennessee

(See Appendix B of the full report for a complete listing of grant programs)

HOPE Scholarship

Funds disbursed:
\$232,816,811

Number of recipients:
68,010

% of dollars disbursed by sector:

% of all state grants:
70%

Avg. aid per recipient:
\$3,423

PUBLIC 79%
PRIVATE 20%
FOR-PROFIT 0%

Eligibility criteria:
Academic

Tennessee Student Assistance Award

Funds disbursed:
\$44,863,238

Number of recipients:
24,616

% of dollars disbursed by sector:

% of all state grants:
14%

Avg. aid per recipient:
\$1,823

PUBLIC 70%
PRIVATE 24%
FOR-PROFIT 6%

Eligibility criteria:
Financial