

South Carolina Profile

Why State Grants Matter

State grant programs have the potential to make college possible for many students who could not otherwise afford to enroll. Grant policies vary widely across states in terms of their funding levels, whether they are based on financial or academic criteria or a combination of the two, and which students and institutions are eligible.

South Carolina Residents

23%

of South Carolina residents have a B.A. degree

87%

of South Carolina students attend an in-state college

\$41,709

Median household income in South Carolina (2010)

Colleges in South Carolina – Grants, Funding and Tuition

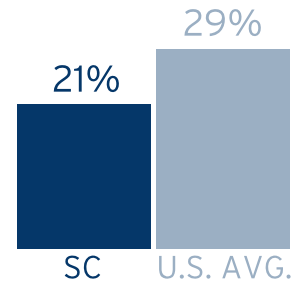
\$319,995,152

in student aid funds disbursed by

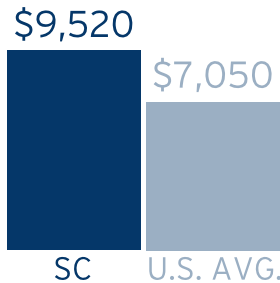
7

state grant programs.

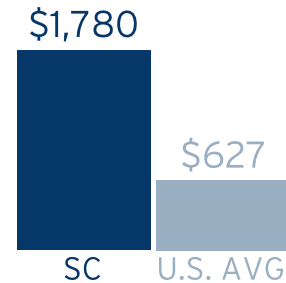
% funding of publics from state/local gov, 2008-2009



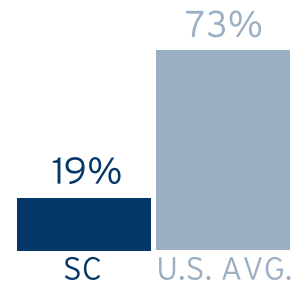
Tuition and fees, four-year public colleges, 2009-2010



Avg. state grant aid per student, 2009-2010



% grant aid based on need, 2009-2010



Largest Two Grant Programs in South Carolina

(See Appendix B of the full report for a complete listing of grant programs)

LIFE Scholarship

Funds disbursed:	Number of recipients:	% of dollars disbursed by sector:	
\$160,977,991	33,271	PUBLIC	82%
% of all state grants: 50%	Avg. aid per recipient: \$4,838	PRIVATE	18%
Eligibility criteria: Academic		FOR-PROFIT	0%

Lottery Tuition Assistance

Funds disbursed:	Number of recipients:	% of dollars disbursed by sector:	
\$47,000,000	45,628	PUBLIC	99%
% of all state grants: 15%	Avg. aid per recipient: \$1,030	PRIVATE	1%
Eligibility criteria: N/A		FOR-PROFIT	0%