

Pennsylvania Profile

Why State Grants Matter

State grant programs have the potential to make college possible for many students who could not otherwise afford to enroll. Grant policies vary widely across states in terms of their funding levels, whether they are based on financial or academic criteria or a combination of the two, and which students and institutions are eligible.

Pennsylvania Residents

26%

of Pennsylvania residents have a B.A. degree

83%

of Pennsylvania students attend an in-state college

\$48,460

Median household income in Pennsylvania (2010)

Colleges in Pennsylvania – Grants, Funding and Tuition

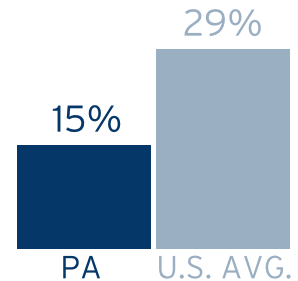
\$415,186,483

in student aid funds disbursed by

2

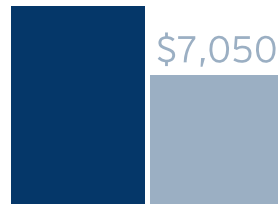
state grant programs.

% funding of publics from state/local gov, 2008-2009



Tuition and fees, four-year public colleges, 2009-2010

\$10,764



PA U.S. AVG.

Avg. state grant aid per student, 2009-2010

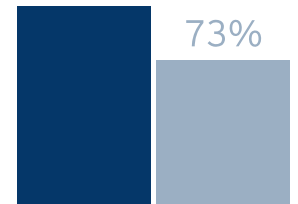
\$742



PA U.S. AVG.

% grant aid based on need, 2009-2010

100%



PA U.S. AVG.

Largest Two Grant Programs in Pennsylvania

(See Appendix B of the full report for a complete listing of grant programs)

Pennsylvania State Grant Program

<i>Funds disbursed:</i>	<i>Number of recipients:</i>	<i>% of dollars disbursed by sector:</i>	
\$413,349,249	171,702	PUBLIC	53%
<i>% of all state grants:</i>	<i>Avg. aid per recipient:</i>	PRIVATE	34%
100%	\$2,407	FOR-PROFIT	13%
<i>Eligibility criteria:</i>			
Financial			

Partnership for Access to Higher Education (PATH)

<i>Funds disbursed:</i>	<i>Number of recipients:</i>	<i>% of dollars disbursed by sector:</i>	
\$1,837,234	1,534	PUBLIC	52%
<i>% of all state grants:</i>	<i>Avg. aid per recipient:</i>	PRIVATE	46%
0%	\$1,198	FOR-PROFIT	2%
<i>Eligibility criteria:</i>			
Financial			