

Oregon Profile

Why State Grants Matter

State grant programs have the potential to make college possible for many students who could not otherwise afford to enroll. Grant policies vary widely across states in terms of their funding levels, whether they are based on financial or academic criteria or a combination of the two, and which students and institutions are eligible.

Oregon Residents

28%

of Oregon residents have a B.A. degree

83%

of Oregon students attend an in-state college

\$50,526

Median household income in Oregon (2010)

Colleges in Oregon – Grants, Funding and Tuition

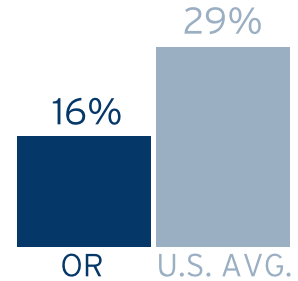
\$132,720,680

in student aid funds disbursed by

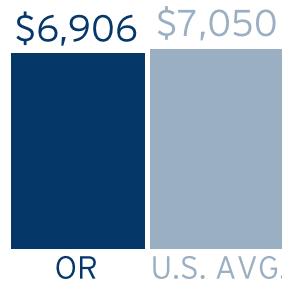
2

state grant programs.

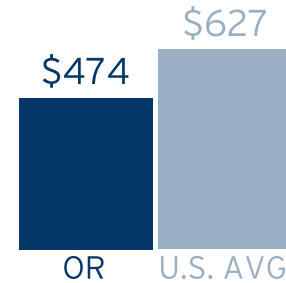
% funding of publics from state/local gov, 2008-2009



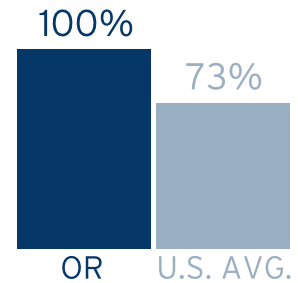
Tuition and fees, four-year public colleges, 2009-2010



Avg. state grant aid per student, 2009-2010



% grant aid based on need, 2009-2010



Largest Two Grant Programs in Oregon

(See Appendix B of the full report for a complete listing of grant programs)

Oregon Opportunity Grant

Funds disbursed:	Number of recipients:	% of dollars disbursed by sector:	
\$76,702,680	43,111	PUBLIC	94%
% of all state grants: 58%	Avg. aid per recipient: \$1,779	PRIVATE	6%
Eligibility criteria: Financial		FOR-PROFIT	0%

Fee Remissions

Funds disbursed:	Number of recipients:	% of dollars disbursed by sector:	
\$56,018,000	20,212	PUBLIC	100%
% of all state grants: 42%	Avg. aid per recipient: \$2,772	PRIVATE	0%
Eligibility criteria: Financial, Academic		FOR-PROFIT	0%