

Oklahoma Profile

Why State Grants Matter

State grant programs have the potential to make college possible for many students who could not otherwise afford to enroll. Grant policies vary widely across states in terms of their funding levels, whether they are based on financial or academic criteria or a combination of the two, and which students and institutions are eligible.

Oklahoma Residents

22%

of Oklahoma residents have a B.A. degree

87%

of Oklahoma students attend an in-state college

\$43,400

Median household income in Oklahoma (2010)

Colleges in Oklahoma – Grants, Funding and Tuition

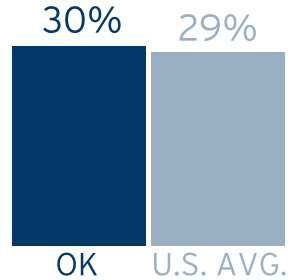
\$217,377,924

in student aid funds disbursed by

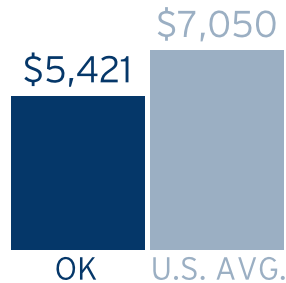
6

state grant programs.

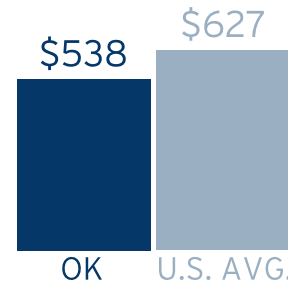
% funding of publics from state/local gov, 2008-2009



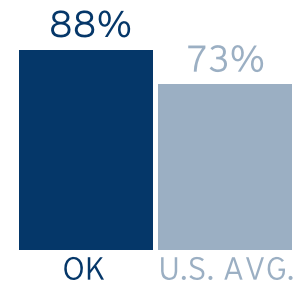
Tuition and fees, four-year public colleges, 2009-2010



Avg. state grant aid per student, 2009-2010



% grant aid based on need, 2009-2010



Largest Two Grant Programs in Oklahoma

(See Appendix B of the full report for a complete listing of grant programs)

Oklahoma Tuition Waiver

<i>Funds disbursed:</i>	<i>Number of recipients:</i>	<i>% of dollars disbursed by sector:</i>
\$129,517,955	56,509	
<i>% of all state grants:</i>	<i>Avg. aid per recipient:</i>	<i>DATA UNAVAILABLE</i>
60%	\$2,292	
<i>Eligibility criteria:</i>		
Academic		

Oklahoma's Promise - OHLAP

<i>Funds disbursed:</i>	<i>Number of recipients:</i>	<i>% of dollars disbursed by sector:</i>
\$53,121,555	19,416	
<i>% of all state grants:</i>	<i>Avg. aid per recipient:</i>	
24%	\$2,736	
<i>Eligibility criteria:</i>		
Financial, Academic		
		PUBLIC 93%
		PRIVATE 6%
		FOR-PROFIT 1%