

Ohio Profile

Why State Grants Matter

State grant programs have the potential to make college possible for many students who could not otherwise afford to enroll. Grant policies vary widely across states in terms of their funding levels, whether they are based on financial or academic criteria or a combination of the two, and which students and institutions are eligible.

Ohio Residents

24%

of Ohio residents have a B.A. degree

83%

of Ohio students attend an in-state college

\$46,093

Median household income in Ohio (2010)

Colleges in Ohio – Grants, Funding and Tuition

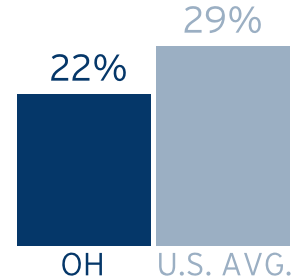
\$87,562,584

in student aid funds disbursed by

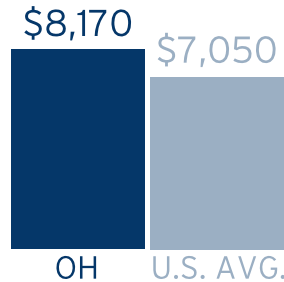
3

state grant programs.

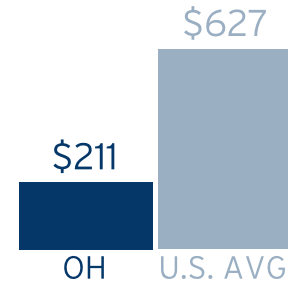
% funding of publics from state/local gov, 2008-2009



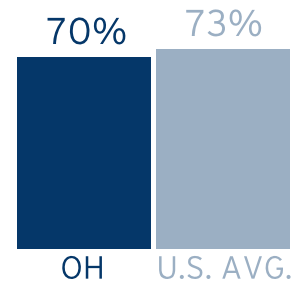
Tuition and fees, four-year public colleges, 2009-2010



Avg. state grant aid per student, 2009-2010



% grant aid based on need, 2009-2010



Largest Two Grant Programs in Ohio

(See Appendix B of the full report for a complete listing of grant programs)

Ohio College Opportunity Grant Program

Funds disbursed:	Number of recipients:	% of dollars disbursed by sector:	
\$76,301,177	66,779	PUBLIC	51%
% of all state grants: 87%	Avg. aid per recipient: \$1,143	PRIVATE	49%
Eligibility criteria: Financial		FOR-PROFIT	0%

Choose Ohio First Scholarship Program

Funds disbursed:	Number of recipients:	% of dollars disbursed by sector:	
\$6,090,390	2,650	PUBLIC	81%
% of all state grants: 7%	Avg. aid per recipient: \$2,298	PRIVATE	19%
Eligibility criteria: N/A		FOR-PROFIT	0%