

North Carolina Profile

Why State Grants Matter

State grant programs have the potential to make college possible for many students who could not otherwise afford to enroll. Grant policies vary widely across states in terms of their funding levels, whether they are based on financial or academic criteria or a combination of the two, and which students and institutions are eligible.

North Carolina Residents

26%

of North Carolina residents have a B.A. degree

87%

of North Carolina students attend an in-state college

\$43,753

Median household income in North Carolina (2010)

Colleges in North Carolina – Grants, Funding and Tuition

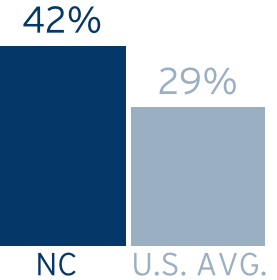
\$366,405,290

in student aid funds disbursed by

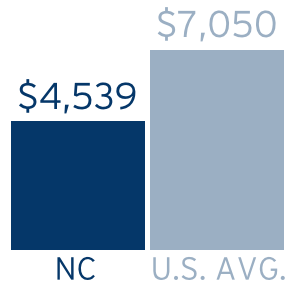
11

state grant programs.

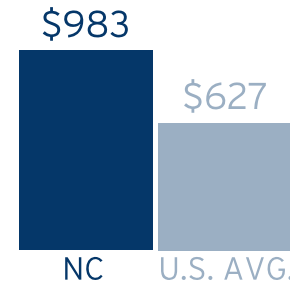
% funding of publics from state/local gov, 2008-2009



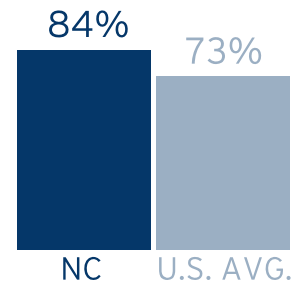
Tuition and fees, four-year public colleges, 2009-2010



Avg. state grant aid per student, 2009-2010



% grant aid based on need, 2009-2010



Largest Two Grant Programs in North Carolina

(See Appendix B of the full report for a complete listing of grant programs)

UNC Need Based Grant

<i>Funds disbursed:</i>	<i>Number of recipients:</i>	<i>% of dollars disbursed by sector:</i>	
\$133,351,783	61,952	PUBLIC	100%
<i>% of all state grants:</i>	<i>Avg. aid per recipient:</i>	PRIVATE	0%
36%	\$2,153	FOR-PROFIT	0%
<i>Eligibility criteria:</i>			
Financial			

NC Legislative Tuition Grants

<i>Funds disbursed:</i>	<i>Number of recipients:</i>	<i>% of dollars disbursed by sector:</i>	
\$55,593,122	35,181	PUBLIC	0%
<i>% of all state grants:</i>	<i>Avg. aid per recipient:</i>	PRIVATE	100%
15%	\$1,580	FOR-PROFIT	0%
<i>Eligibility criteria:</i>			
N/A			