

New Jersey Profile

Why State Grants Matter

State grant programs have the potential to make college possible for many students who could not otherwise afford to enroll. Grant policies vary widely across states in terms of their funding levels, whether they are based on financial or academic criteria or a combination of the two, and which students and institutions are eligible.

New Jersey Residents

34%

of New Jersey residents have a B.A. degree

63%

of New Jersey students attend an in-state college

\$63,540

Median household income in New Jersey (2010)

Colleges in New Jersey – Grants, Funding and Tuition

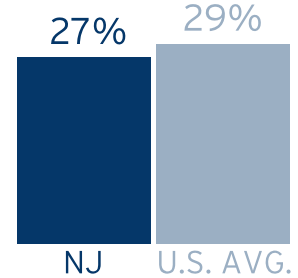
\$371,505,225

in student aid funds disbursed by

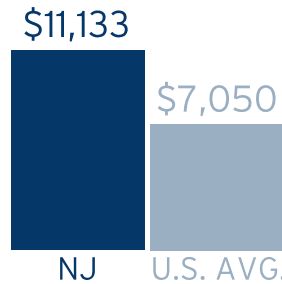
8

state grant programs.

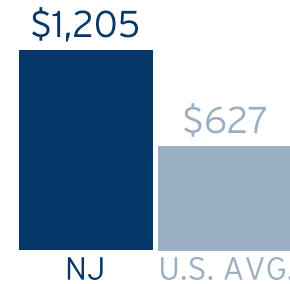
% funding of publics from state/local gov, 2008-2009



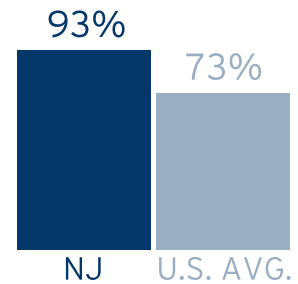
Tuition and fees, four-year public colleges, 2009-2010



Avg. state grant aid per student, 2009-2010



% grant aid based on need, 2009-2010



Largest Two Grant Programs in New Jersey

(See Appendix B of the full report for a complete listing of grant programs)

Tuition Aid Grant

Funds disbursed:
\$311,182,687

Number of recipients:
72,609

% of dollars disbursed by sector:

% of all state grants:
84%

Avg. aid per recipient:
\$4,286

PUBLIC **69%**
PRIVATE **28%**
FOR-PROFIT **4%**

Eligibility criteria:
Financial

EOF Article III Undergraduate

Funds disbursed:
\$26,826,899

Number of recipients:
13,587

% of dollars disbursed by sector:

% of all state grants:
7%

Avg. aid per recipient:
\$1,974

PUBLIC **73%**
PRIVATE **27%**
FOR-PROFIT **0%**

Eligibility criteria:
Financial