

New Hampshire Profile

Why State Grants Matter

State grant programs have the potential to make college possible for many students who could not otherwise afford to enroll. Grant policies vary widely across states in terms of their funding levels, whether they are based on financial or academic criteria or a combination of the two, and which students and institutions are eligible.

New Hampshire Residents

32%

of New Hampshire residents have a B.A. degree

53%

of New Hampshire students attend an in-state college

\$66,707

Median household income in New Hampshire (2010)

Colleges in New Hampshire – Grants, Funding and Tuition

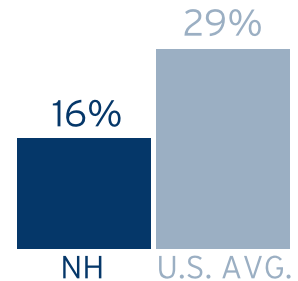
\$3,748,727

in student aid funds disbursed by

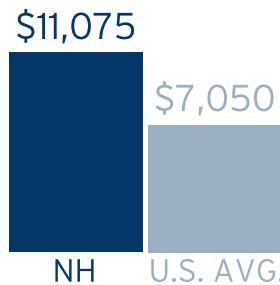
2

state grant programs.

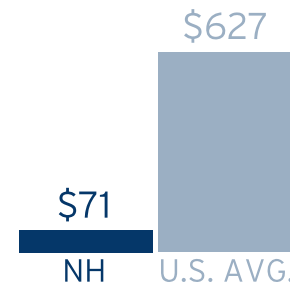
% funding of publics from state/local gov, 2008-2009



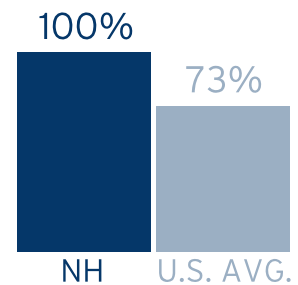
Tuition and fees, four-year public colleges, 2009-2010



Avg. state grant aid per student, 2009-2010



% grant aid based on need, 2009-2010



Largest Two Grant Programs in New Hampshire

(See Appendix B of the full report for a complete listing of grant programs)

New Hampshire Incentive Program

Funds disbursed:
\$3,208,727

Number of recipients:
4,535

% of dollars disbursed by sector:

DATA
UNAVAILABLE

% of all state grants:
86%

Avg. aid per recipient:
\$708

Eligibility criteria:
Financial

Leveraged Incentive Grant Program

Funds disbursed:
\$540,000

Number of recipients:
566

% of dollars disbursed by sector:

DATA
UNAVAILABLE

% of all state grants:
14%

Avg. aid per recipient:
\$954

Eligibility criteria:
Financial, Academic