

Nebraska Profile

Why State Grants Matter

State grant programs have the potential to make college possible for many students who could not otherwise afford to enroll. Grant policies vary widely across states in terms of their funding levels, whether they are based on financial or academic criteria or a combination of the two, and which students and institutions are eligible.

Nebraska Residents

27%

of Nebraska residents have a B.A. degree

82%

of Nebraska students attend an in-state college

\$52,728

Median household income in Nebraska (2010)

Colleges in Nebraska – Grants, Funding and Tuition

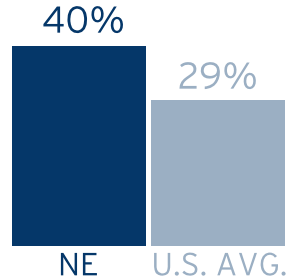
\$128,397,246

in student aid funds disbursed by

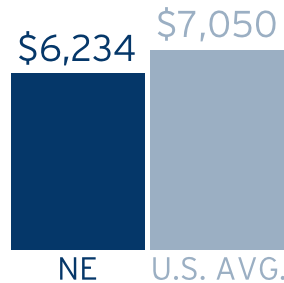
3

state grant programs.

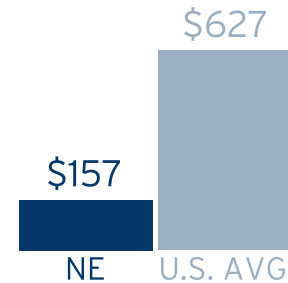
% funding of publics from state/local gov, 2008-2009



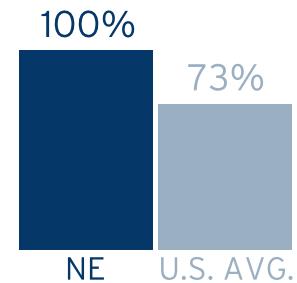
Tuition and fees, four-year public colleges, 2009-2010



Avg. state grant aid per student, 2009-2010



% grant aid based on need, 2009-2010



Largest Two Grant Programs in Nebraska

(See Appendix B of the full report for a complete listing of grant programs)

Remission/Tuition Waivers

<i>Funds disbursed:</i> \$113,966,044	<i>Number of recipients:</i> 29,294	<i>% of dollars disbursed by sector:</i>
<i>% of all state grants:</i> 89%	<i>Avg. aid per recipient:</i> \$3,890	PUBLIC 100%
<i>Eligibility criteria:</i> Financial		PRIVATE 0%
		FOR-PROFIT 0%

Nebraska State Grant

<i>Funds disbursed:</i> \$14,093,053	<i>Number of recipients:</i> 15,704	<i>% of dollars disbursed by sector:</i>
<i>% of all state grants:</i> 11%	<i>Avg. aid per recipient:</i> \$897	PUBLIC 62%
<i>Eligibility criteria:</i> Financial		PRIVATE 19%
		FOR-PROFIT 18%