

Missouri Profile

Why State Grants Matter

State grant programs have the potential to make college possible for many students who could not otherwise afford to enroll. Grant policies vary widely across states in terms of their funding levels, whether they are based on financial or academic criteria or a combination of the two, and which students and institutions are eligible.

Missouri Residents

25%

of Missouri residents have a B.A. degree

83%

of Missouri students attend an in-state college

\$46,184

Median household income in Missouri (2010)

Colleges in Missouri – Grants, Funding and Tuition

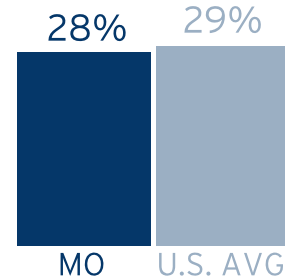
\$120,240,698

in student aid funds disbursed by

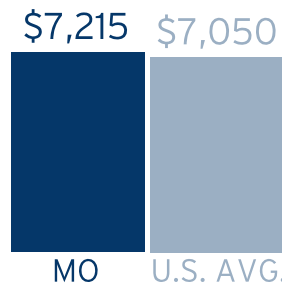
4

state grant programs.

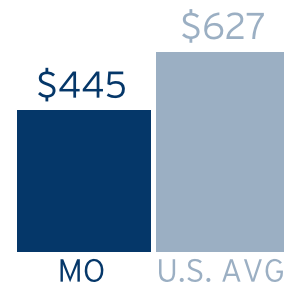
% funding of publics from state/local gov, 2008-2009



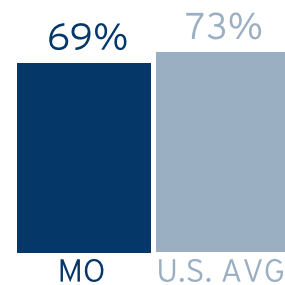
Tuition and fees, four-year public colleges, 2009-2010



Avg. state grant aid per student, 2009-2010



% grant aid based on need, 2009-2010



Largest Two Grant Programs in Missouri

(See Appendix B of the full report for a complete listing of grant programs)

Access Missouri Financial Assistance Program

Funds disbursed: \$82,814,302	Number of recipients: 49,146	% of dollars disbursed by sector:
% of all state grants: 69%	Avg. aid per recipient: \$1,685	PUBLIC 49%
Eligibility criteria: Financial		PRIVATE 51%
		FOR-PROFIT 0%

A+ Program

Funds disbursed: \$22,216,216	Number of recipients: 10,242	% of dollars disbursed by sector:
% of all state grants: 18%	Avg. aid per recipient: \$2,169	PUBLIC 99%
Eligibility criteria: Academic		PRIVATE 1%
		FOR-PROFIT 0%