

Maryland Profile

Why State Grants Matter

State grant programs have the potential to make college possible for many students who could not otherwise afford to enroll. Grant policies vary widely across states in terms of their funding levels, whether they are based on financial or academic criteria or a combination of the two, and which students and institutions are eligible.

Maryland Residents

35%

of Maryland residents have a B.A. degree

65%

of Maryland students attend an in-state college

\$64,025

Median household income in Maryland (2010)

Colleges in Maryland – Grants, Funding and Tuition

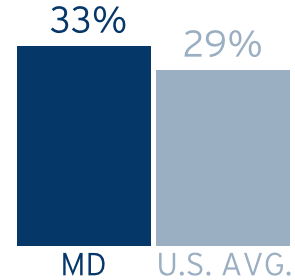
\$97,151,733

in student aid funds disbursed by

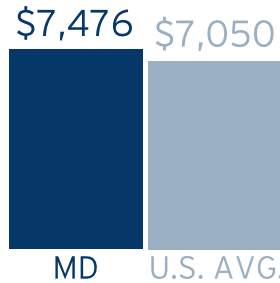
8

state grant programs.

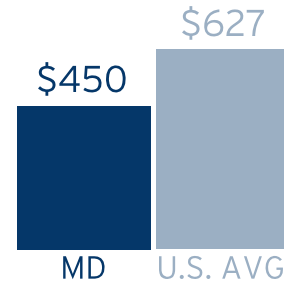
% funding of publics from state/local gov, 2008-2009



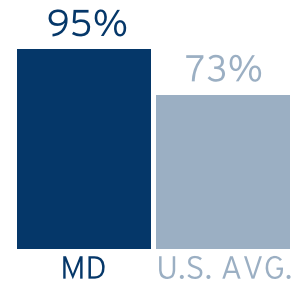
Tuition and fees, four-year public colleges, 2009-2010



Avg. state grant aid per student, 2009-2010



% grant aid based on need, 2009-2010



Largest Two Grant Programs in Maryland

(See Appendix B of the full report for a complete listing of grant programs)

H. P. Rawlings Educational Assistance Grant

Funds disbursed:
\$60,151,975

Number of recipients:
28,683

% of dollars disbursed by sector:

DATA
UNAVAILABLE

% of all state grants:
62%

Avg. aid per recipient:
\$2,097

Eligibility criteria:
Financial

H. P. Rawlings Guaranteed Access Grant

Funds disbursed:
\$12,272,699

Number of recipients:
1,380

% of dollars disbursed by sector:

DATA
UNAVAILABLE

% of all state grants:
13%

Avg. aid per recipient:
\$8,893

Eligibility criteria:
Financial, Academic