

## Kentucky Profile

### Why State Grants Matter

State grant programs have the potential to make college possible for many students who could not otherwise afford to enroll. Grant policies vary widely across states in terms of their funding levels, whether they are based on financial or academic criteria or a combination of the two, and which students and institutions are eligible.

### Kentucky Residents

20%

of Kentucky residents have a B.A. degree

86%

of Kentucky students attend an in-state college

\$41,236

Median household income in Kentucky (2010)

### Colleges in Kentucky – Grants, Funding and Tuition

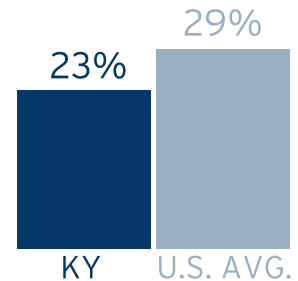
\$189,742,173

in student aid funds disbursed by

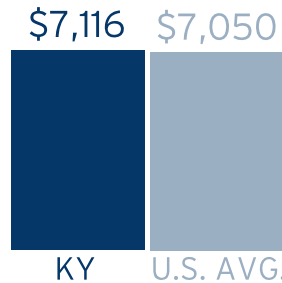
4

state grant programs.

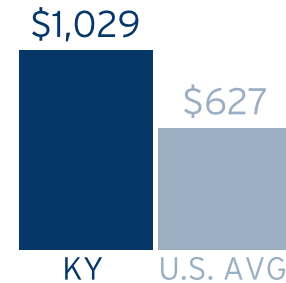
% funding of publics from state/local gov, 2008-2009



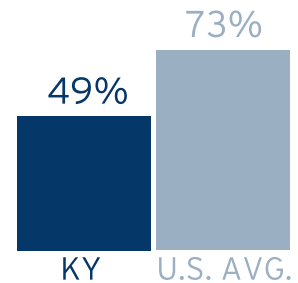
Tuition and fees, four-year public colleges, 2009-2010



Avg. state grant aid per student, 2009-2010



% grant aid based on need, 2009-2010



### Largest Two Grant Programs in Kentucky

(See Appendix B of the full report for a complete listing of grant programs)

#### Kentucky Educational Excellence Scholarship

Funds disbursed:	Number of recipients:	% of dollars disbursed by sector:	
\$93,764,507	67,892	PUBLIC	81%
% of all state grants: 49%	Avg. aid per recipient: \$1,381	PRIVATE	17%
Eligibility criteria: Academic		FOR-PROFIT	2%

#### College Access Program (CAP) Grant

Funds disbursed:	Number of recipients:	% of dollars disbursed by sector:	
\$63,334,714	40,333	PUBLIC	73%
% of all state grants: 33%	Avg. aid per recipient: \$1,570	PRIVATE	17%
Eligibility criteria: Financial		FOR-PROFIT	9%